



Sardine Bycatch Data from 3 Pacific Whiting WDFW Fish tickets for deliveries into Westport WA on 08/31/201/ & 09/01/2018 and WDFW & ODFW data for sardine bycatch in the midwater trawl fishery from 2000 to 2018

Landing data taken from sardine bycatch from 3 Whiting deliveries into Westport on 08/31 & 09/01: Samples and measurements taken under the supervision of Greg Shaughnessy, Ocean Gold Seafood COO and fill-in captain on the F/V Sea Clipper:

- Vessels fishing off the Willapa Canyon in 75-100fm
- Water temp at point of hake interception depth 45*-47°F
- SST on Sept 3rd CR 46029 Buoy 58.1F (0750 PDT) & offshore Buoy 46089 83NM off Tillamook 63.7F
- We believe these sardines entered the trawl net with the whiting at a depth of 75-100FM



FV 1 Delivered 8/31/2018 into Westport WA on a WDFW ticket

990lb FT 91lb sample 200 fish avg wt 206gr avg length 25.2CM

20 random weights for this spreadsheet-all 200 sample weights/lengths saved

(note gram scale was in 5 gram increments-lengths taken from nose to tail fork)

wgt	length	wgt	length	wgt	length	wgt	length
210	26	170	25	250	26	200	25
190	26	210	26	230	26	120	22
180	25	200	25	190	25	190	25
190	26	190	26	180	25	190	25
210	25	230	25	210	25	230	25

Avg wt: 198.5

Avg lgth: 25.2

(from 20 fish random representation of 200)

FV 2 Delivered 8/31/2018 into Westport WA on a WDFW ticket

200.2lb FT 88.47lb sample 200 fish avg wt 201gr avg length 25.4CM

20 random weights for this spreadsheet-all 200 sample weights/lengths saved

(note gram scale was in 5 gram increments-lengths taken from nose to tail fork)

wgt	length	wgt	length	wgt	length	wgt	length
200	25	220	26	190	26	190	25
210	26	200	26	180	25	220	26
200	26	180	26	180	26	220	26
180	24	220	25	190	25	200	25
180	25	190	25	190	24	180	25

Avg wt: 196

Avg lgth: 25.4

(from 20 fish random representation of 200)

FV 3 Delivered 9/01/2018 into Westport WA on an WDFW ticket

271lb FT 92lb sample 200 fish avg wt 209gr avg length 26.2CM

20 random weights for this spreadsheet-all 200 sample weights/lengths saved

(note gram scale was in 5 gram increments-lengths taken from nose to tail fork)

wgt	length	wgt	length	wgt	length	wgt	length
200	25	220	26	220	27	200	26
200	26	230	26	220	26	220	26
190	25	200	27	230	27	220	26
280	28	210	26	200	25	230	26
240	27	210	26	210	26	200	26

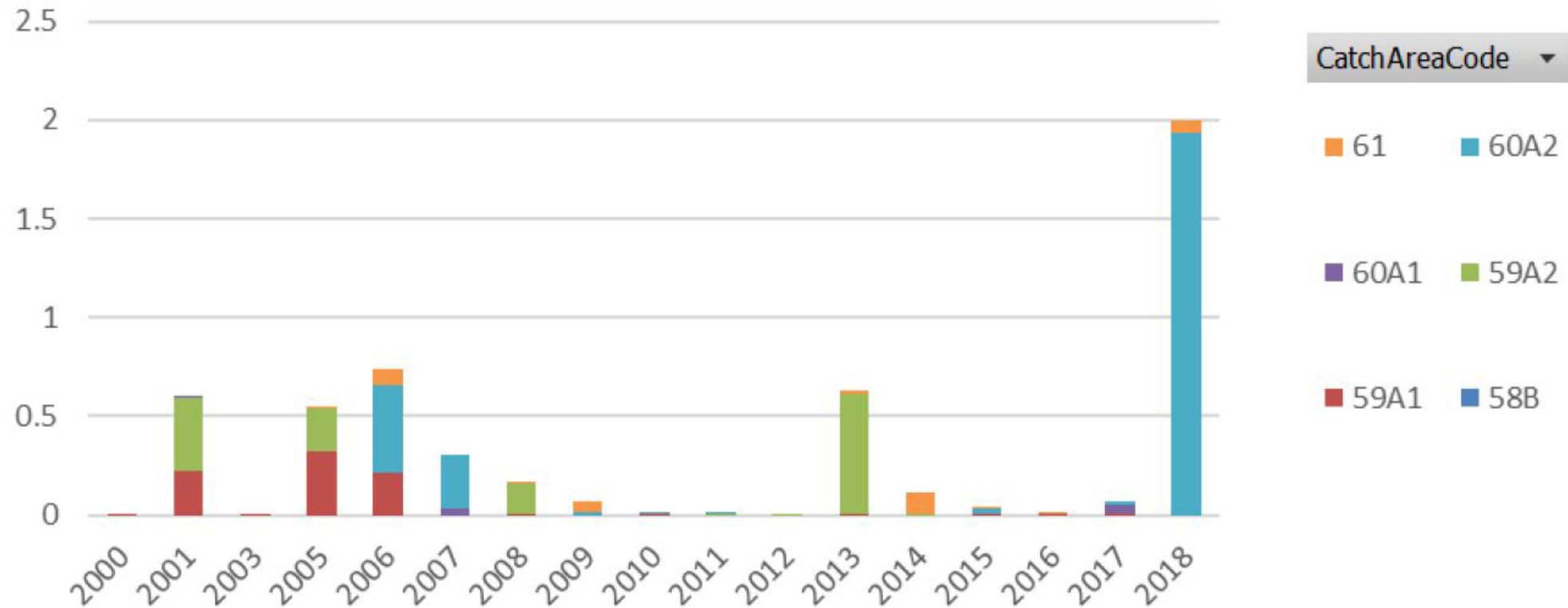
Avg wt: 216.5

Avg lgth: 26.2

(from 20 fish random representation of 200)

Following are
Pacific Sardine Bycatch Data from WDFW & ODFW in the
Midwater Trawl Fishery from 2000-2018

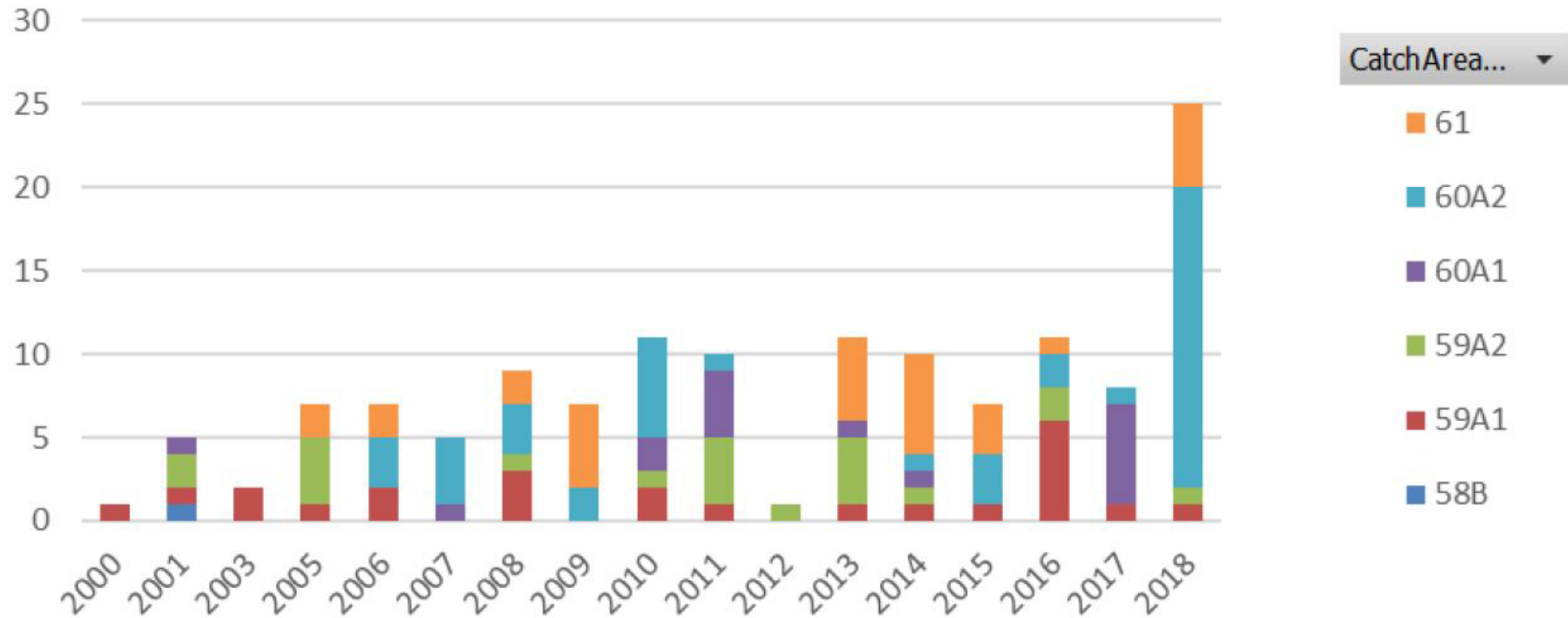
P. Sardine (mt) - WA Fish Tickets, Midwater Gear (Whiting), 2000-2018



Notes

1. Rough geographic reference, catch area codes: 58B off north coast, i.e. "Neah Bay", 60A1-A2 off mid-coast, i.e., "Westport", and 61 = Oregon.
2. Across all years the majority of landings are in August and September, but span May-October

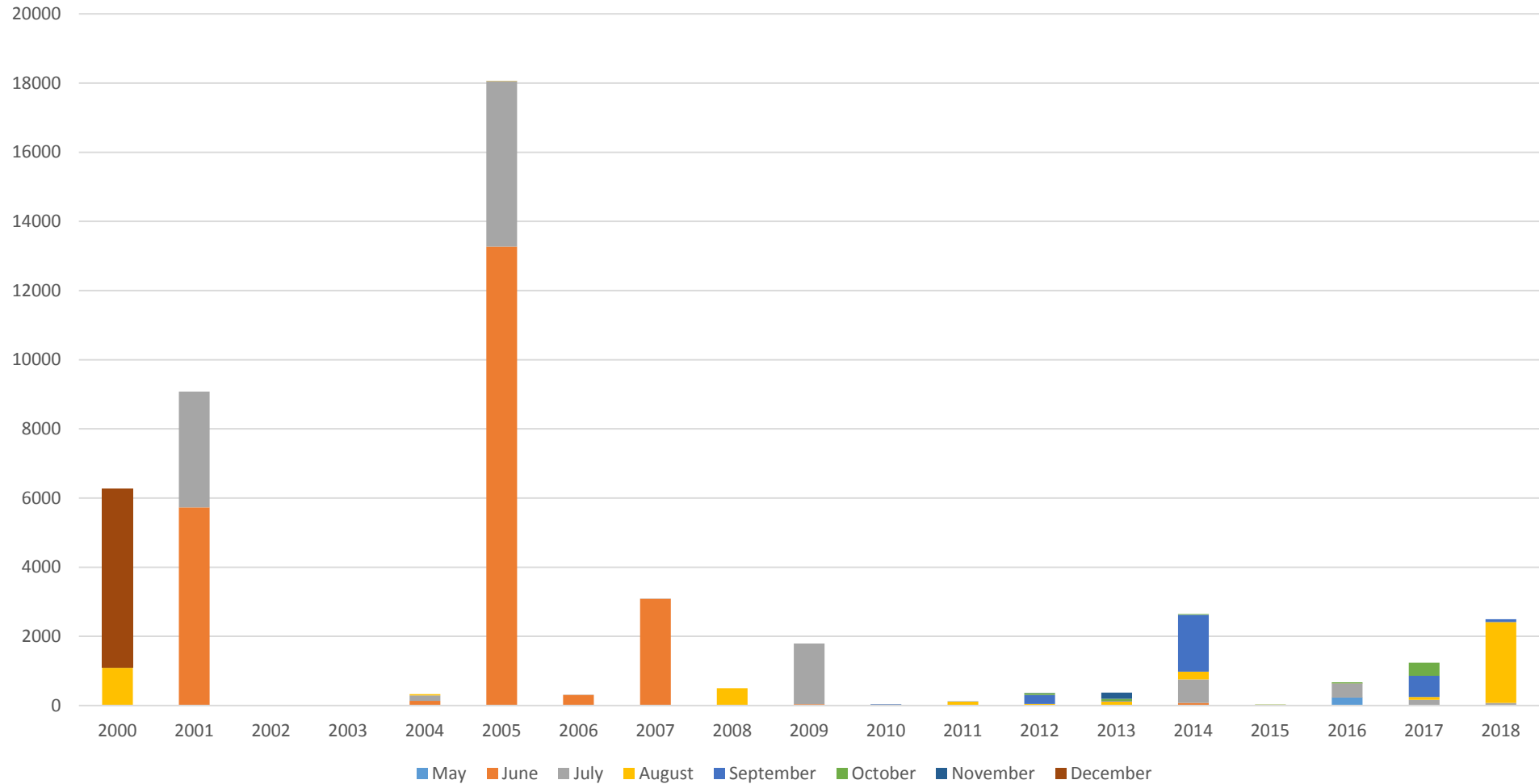
P. Sardine - No. of Landings, WA Fish Tickets Midwater Gear (Whiting), 2000-2018



Notes

1. Rough geographic reference, catch area codes: 58B off north coast, i.e. "Neah Bay", 60A1-A2 off mid-coast, i.e., "Westport", and 61 = Oregon.
2. Across all years the majority of landings are in August and September, but span May-October

P. Sardine (total pounds) - OR Fish Tickets, Midwater Gear (Whiting), 2000-2018



Please note that the fish size that is represented in our landing data from Westport is almost identical in length and weight to the fish we harvested when the fishery first started in the NW in the last sardine expansion cycle. These large sardines were also the predominant size caught in the British Columbia fishery.

PacificSeafood[®]

**THANK
YOU**

