

2024 Treaty Ocean Troll Coho Test Fishery

Tiffany Petersen, Deon Roche, and Hap Leon
Makah Fisheries Management



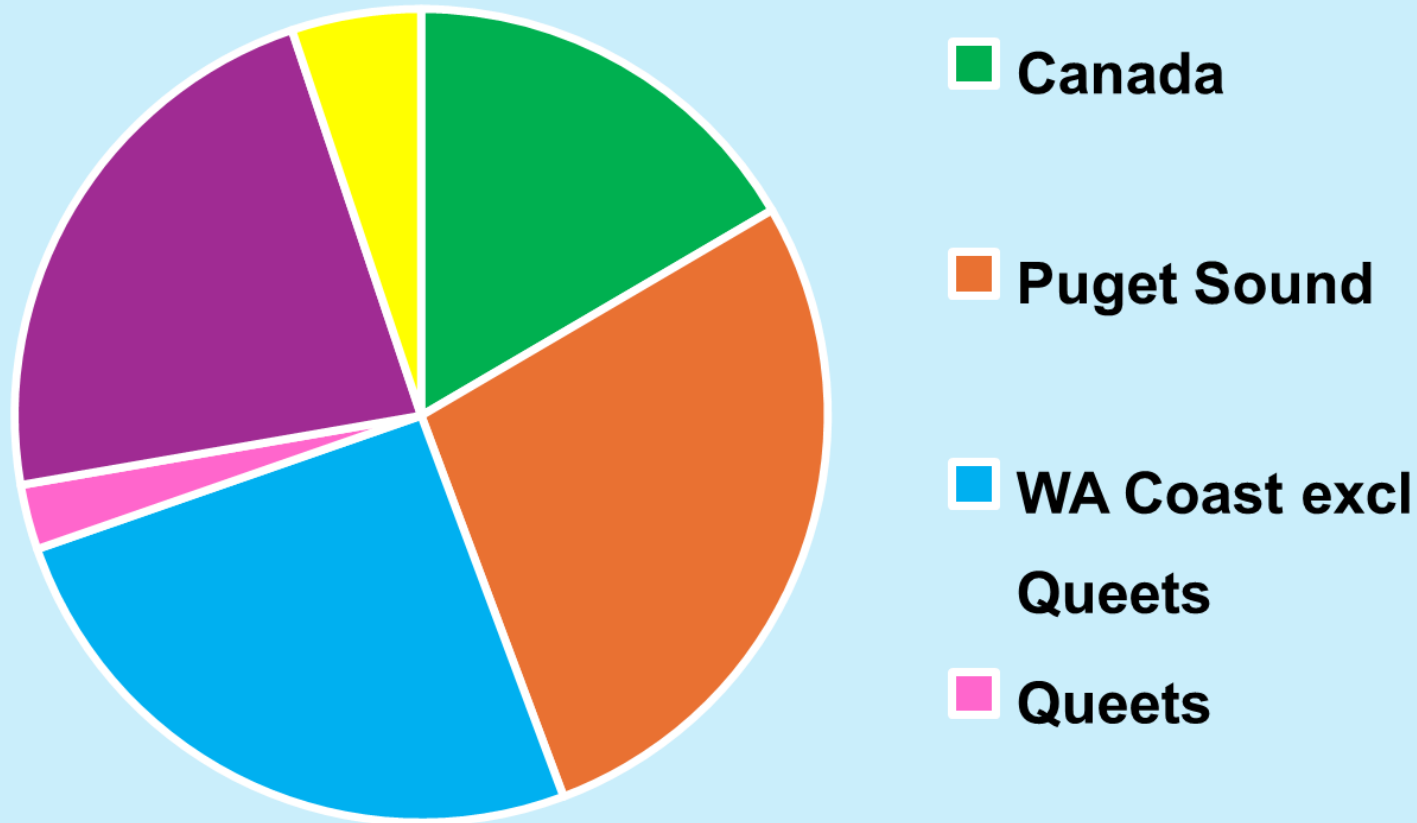
Treaty Ocean Troll Closing Date

To evaluate the effects of the Treaty Ocean Troll Fishery staying open through September 30th, we performed several analyses looking at the following data sources:

1. Pre-season FRAM predicted impacts (2024)
2. Examined Makah coded-wire tag recoveries from September in years where the Treaty Troll fishery was open through September 30th (1980-1993).
3. Conducted a genetic-based test fishery analysis in 2024, to evaluate the coho stock composition for September 16th through 30th.
4. Compared GSI results with FRAM and with CWT recoveries in 2024.



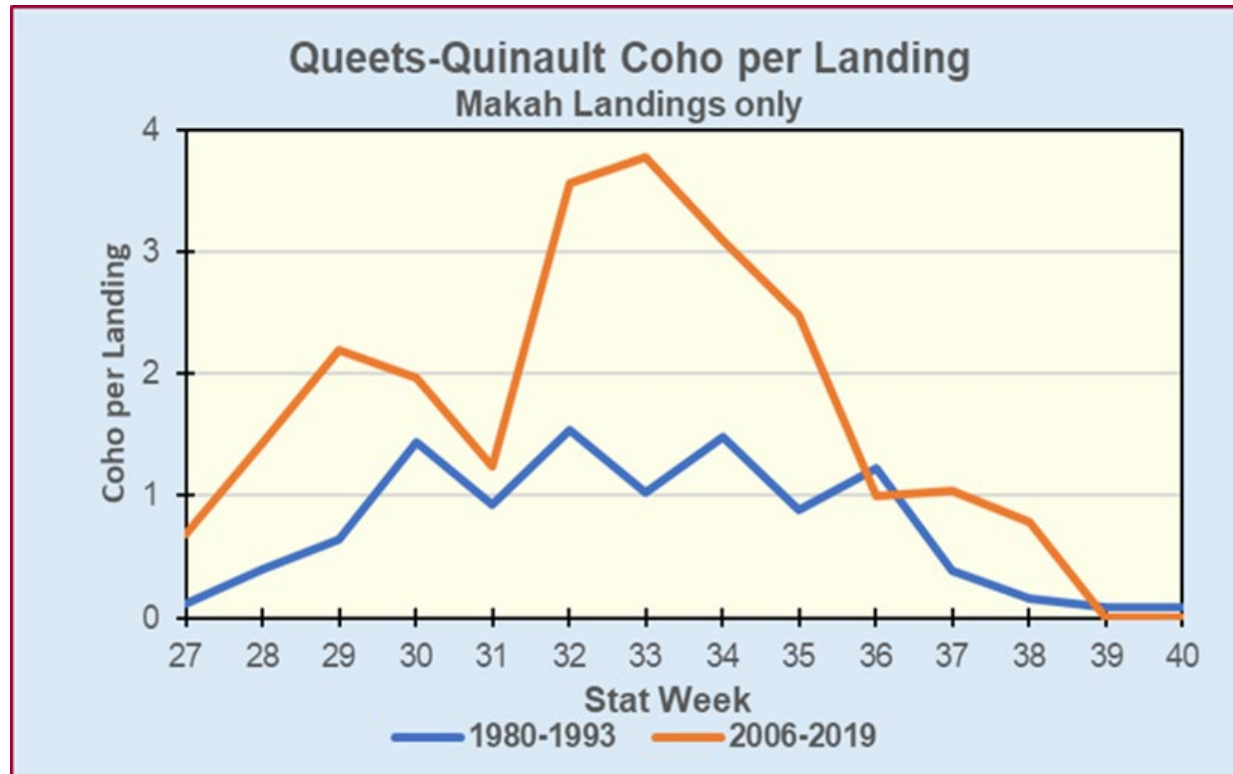
Coho Stock Composition - September 2024 Pre-season FRAM



FRAM Predicted Impacts in September:

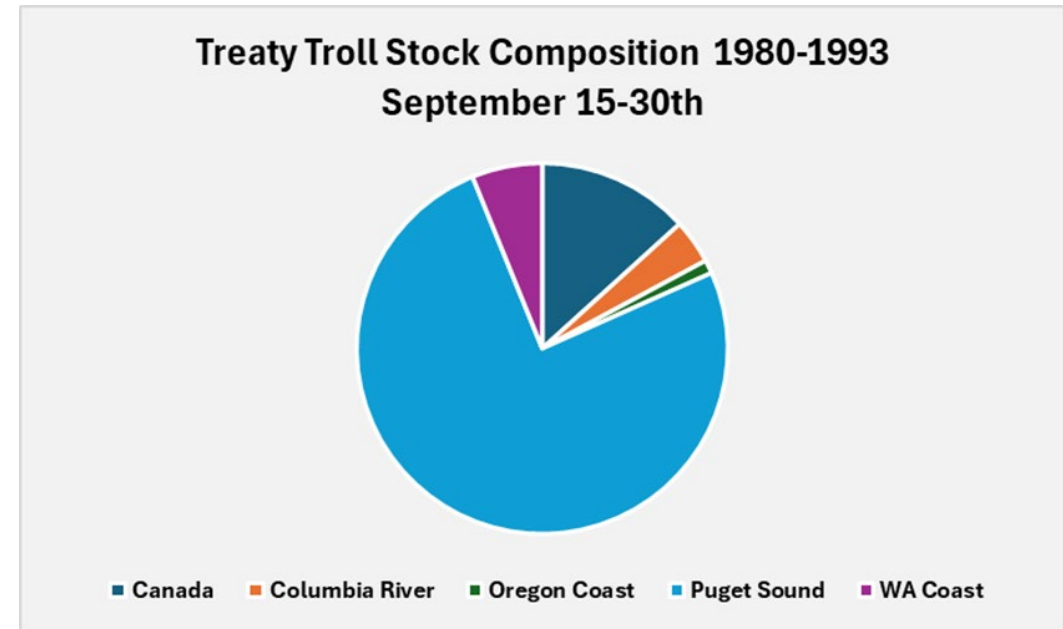
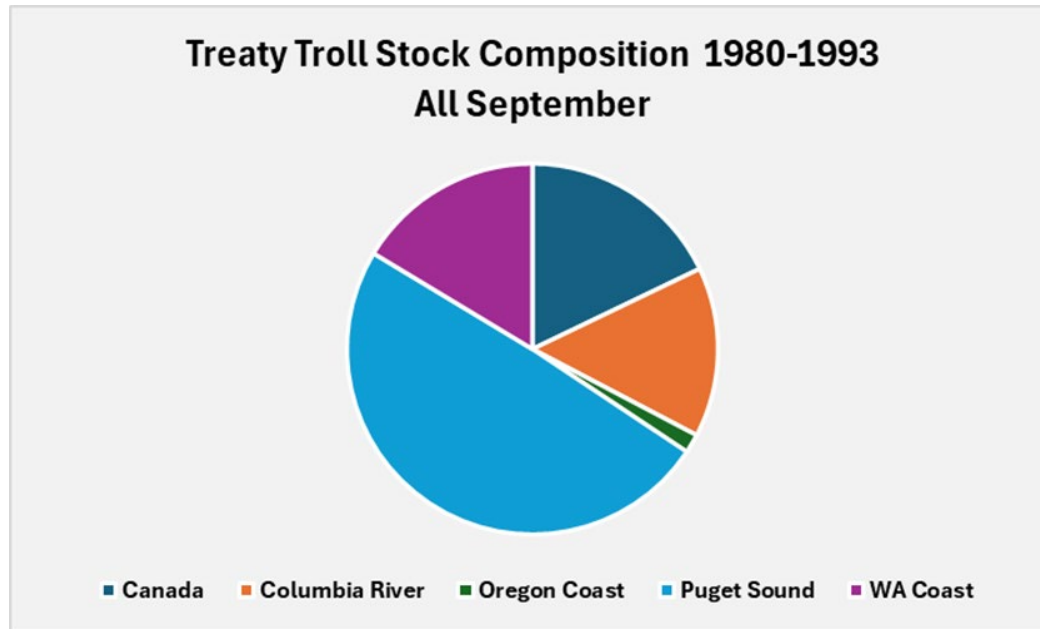
- FRAM models the September time step as the 1st – 30th
- Mostly Puget Sound, Washington Coast, and Columbia River
- Notably, Queets Natural Coho makes up only 3% of the coho caught in September.

CWT Recoveries from 1980-1993:



- Tag recoveries of coastal coho stocks were generally low for the month of September and were minimal by the last two weeks.
- Queets/Quinault stock group catch per landing peaks in mid August and then tapers off significantly by the last two weeks of September.

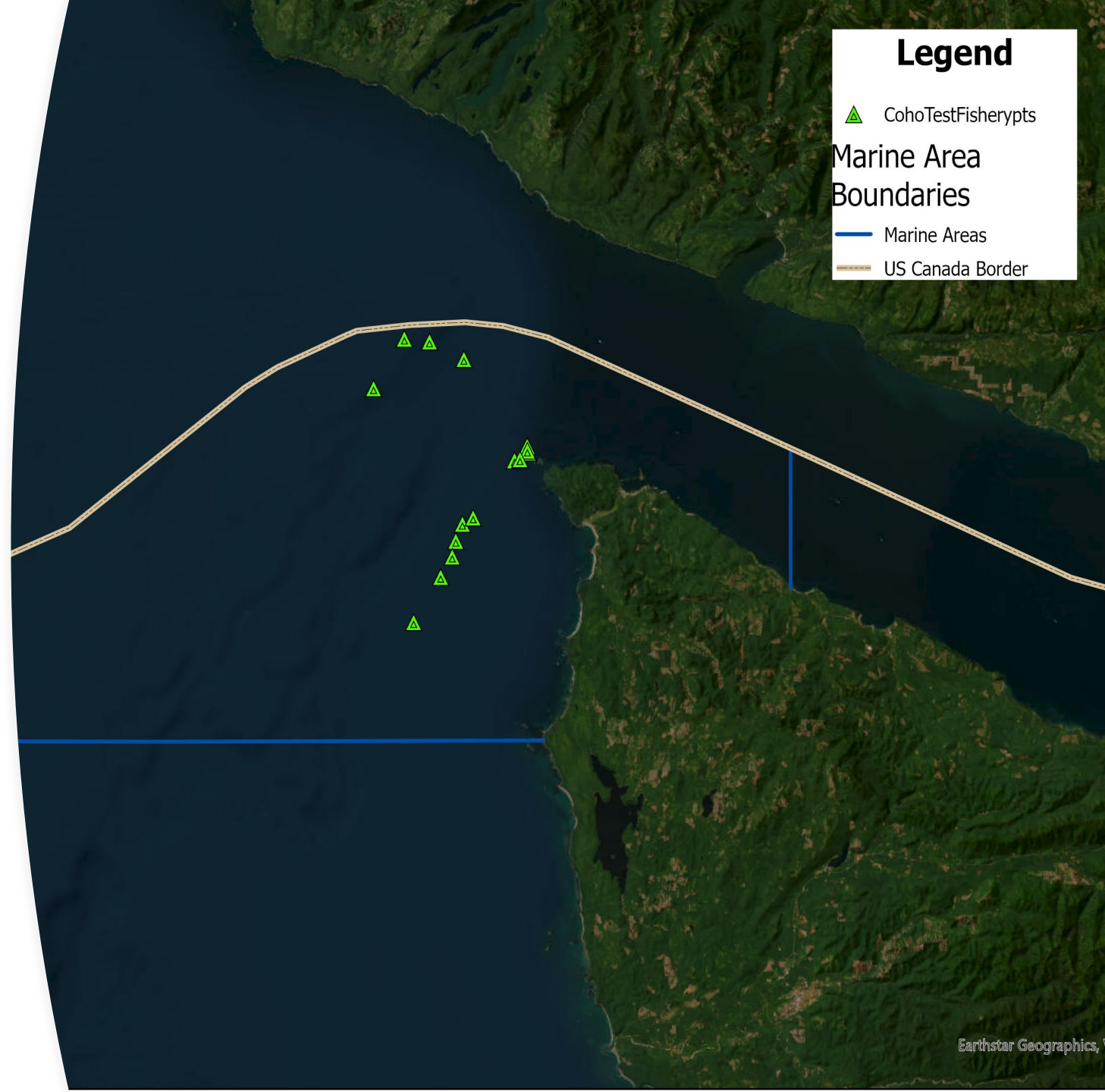
CWT Recoveries from 1980-1993:



- If not coastal stocks, then what?

Treaty Troll Test Fishery

- Collected GSI samples of coho caught in September in the Treaty Troll fishery
- Dockside
 - September 1-6
- Onboard
 - September 16-30
- All samples collected from Washington Marine Area 4



Treaty Troll Test Fishery: Methods

- Biological data were collected, and a tissue sample was taken from each coho caught.
- Fish were immediately released after sampling
- Samples were sent to WDFW genetics lab for analysis



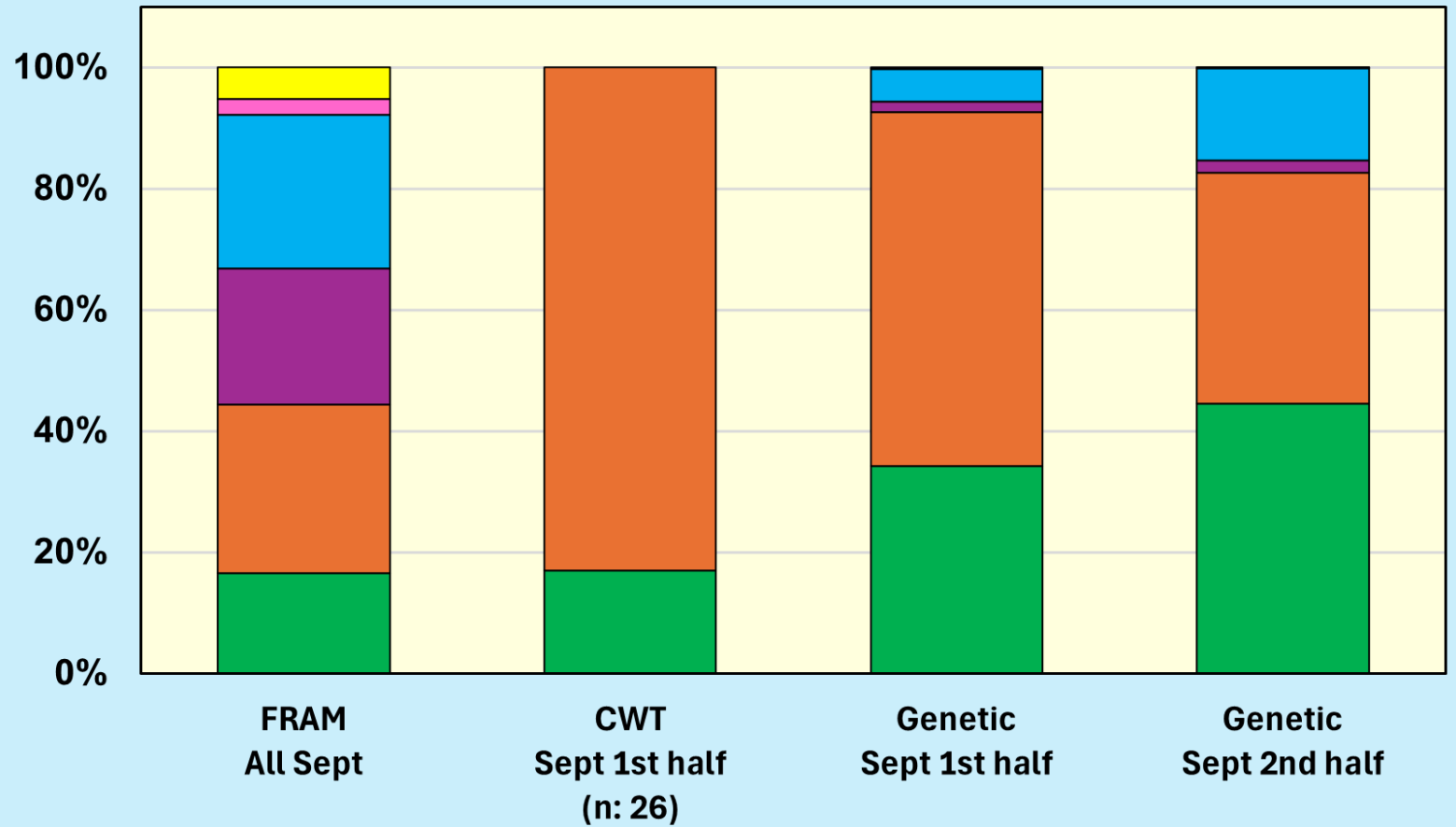
Treaty Troll Test Fishery: Results

- Total of 586 samples were collected
 - 225 Dockside
 - 361 Onboard
- All but 20 samples passed QA/QC at the genetics laboratory

Stat Week	Type	Genotyped	Passed QC
Week 35	Dock	20	19
Week 36	Dock	205	198
Week 38	Onboard	200	194
Week 39	Onboard	121	115
Week 40	Onboard	40	40
	Total	586	566

Treaty Troll Test Fishery: Results

Coho Stock Composition Treaty Ocean Troll Fishery, September 2024



Canada

Puget Sound

Columbia River

WA Coast excl Queets

Queets

Oregon

Results for 2024 Treaty Ocean Troll Test Fishery

Table 3: Coho stock composition in the Treaty Ocean Troll fishery for September 16th through 30th, 2024 by mark status.		
Stock Name	Percent Contribution	
	Clipped	Unclipped
Total Canada:	53.2%	43.3%
Thompson River	0.2%	1.5%
Total Puget Sound:	26.9%	39.1%
Boundary Bay	0.1%	0.2%
Hood Canal	0.7%	9.3%
Nisqually	18.2%	25.7%
North Puget Sound	0.1%	0.0%
Mid/South Puget Sound	4.7%	2.6%
WA East Strait of Juan de Fuca	2.7%	0.3%
WA West Strait of Juan de Fuca	0.3%	0.8%
Quilcene National Fish Hatchery	0.2%	0.0%
Total WA Coast	13.6%	16.5%
Grays Harbor	2.0%	6.2%
Hoh River, Goodman Creek	3.9%	7.8%
Queets	1.0%	0.0%
Quillayute River	0.2%	0.1%
WA North Coast Hatchery (MNFH)	5.0%	0.6%
Willapa Bay	1.4%	1.7%
Columbia River	6.0%	1.0%
Total Oregon and California:	0.2%	0.1%

Thank you!

- Pacific Salmon Treaty Commissioners
- Washington Department of Fish and Wildlife staff and genetics lab
- Pacific Fishery Management Council
- Deon, our onboard sampler





Questions?