

# Pacific Salmon Commission

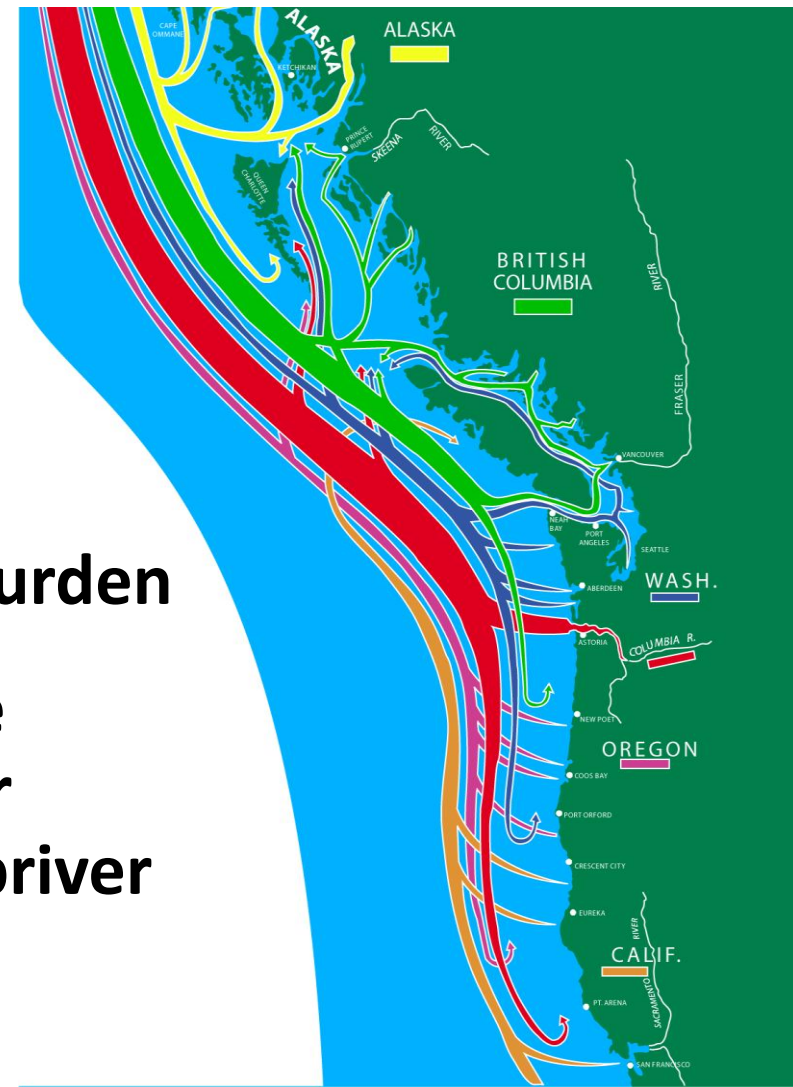
Report to the Pacific Fishery Management Council

Phil Anderson – PSC Commissioner



# Salmon Know No Boundaries

- Problem of interceptions
- Last in line bears conservation burden
- Prior to 1985 - unable to achieve management objectives even for “strong” stocks like Columbia Upriver Bright



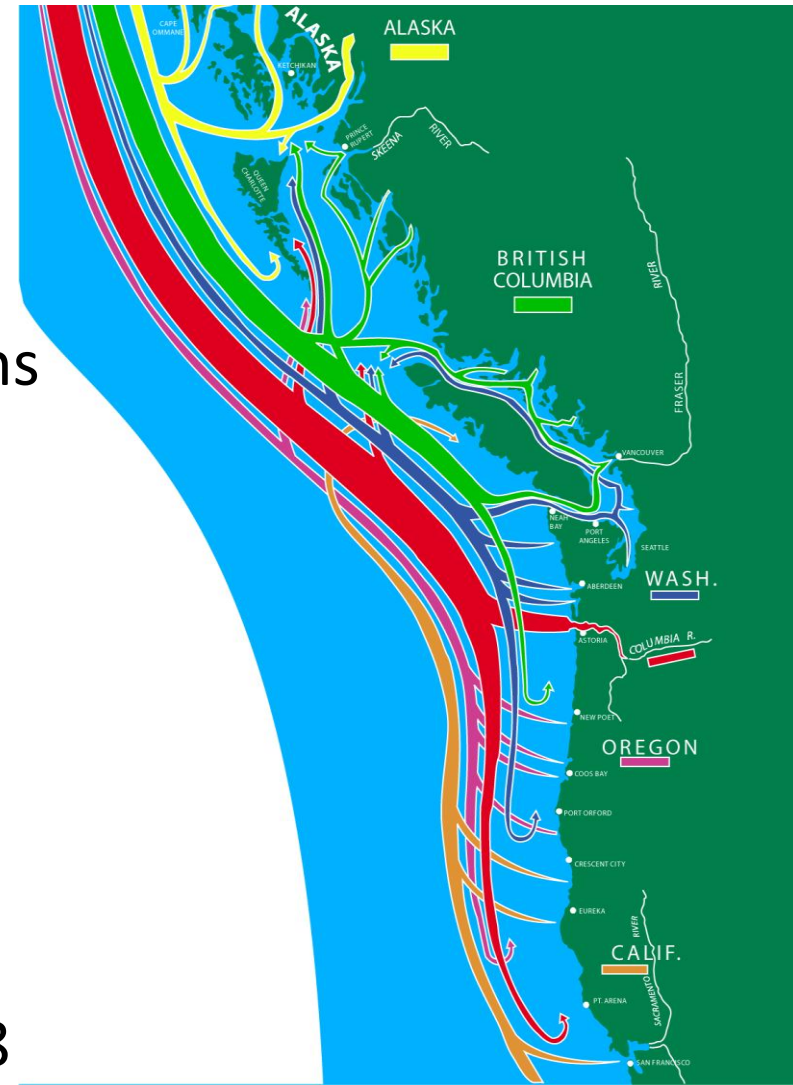
# 1985 Pacific Salmon Treaty

## Articles

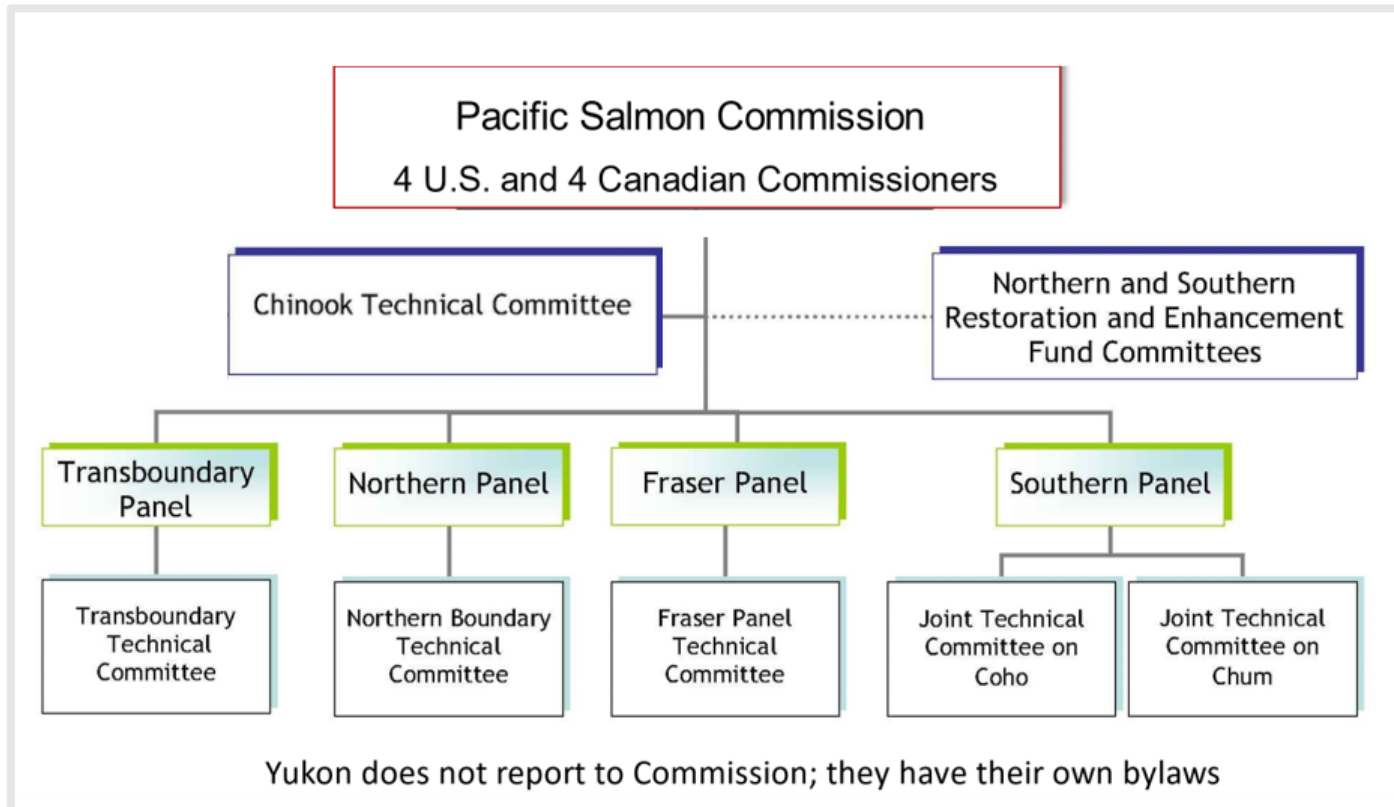
- Principles and high-level obligations
  - Prevent overfishing
  - Provide for optimum production
  - Benefits equal to production

## Chapters

- Fishery-species management
- Negotiated at ~ 10-year intervals
- Current agreement expires in 2028



# Pacific Salmon Commission



# 2019 PST Agreement

---

## 8 Chapters:

1. Transboundary Rivers
2. Northern BC & Southeast Alaska Boundary Area
3. Chinook Salmon
4. Fraser River Sockeye and Pink Salmon
5. Coho Salmon
6. Southern BC and Washington Chum Salmon
7. General Obligations
8. Yukon River

# Coordinated Coastwide Management

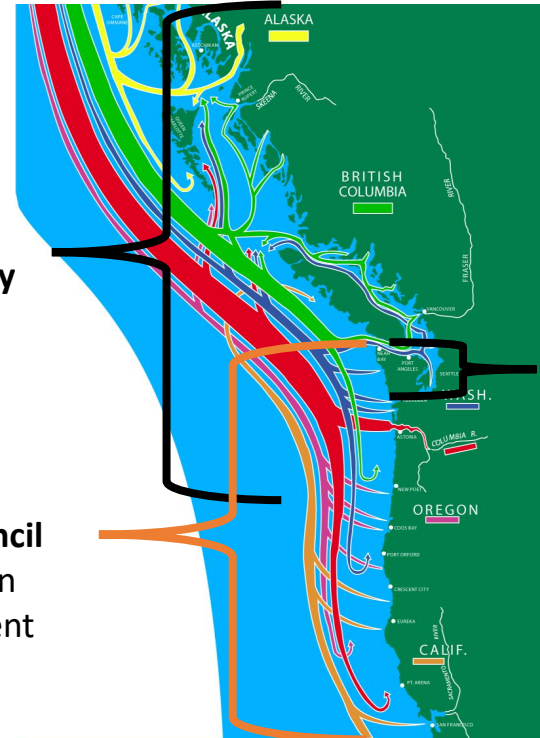
## Must Achieve Multiple Obligations

- Pacific Salmon Treaty
- U.S. v Washington
- U.S. v Oregon
- Endangered Species Act
- Magnuson-Stevens Act

**Pacific Salmon Treaty**  
Obligations for  
Canada & U.S.

**Pacific Fishery  
Management Council**  
WA, OR, CA ocean  
fishery management

**WDFW & Tribes**  
Puget Sound  
fishery  
management



# Pacific Salmon Treaty Jargon

## **AABM: Aggregate Abundance Based Management**

- Limit on fishery catch established from abundance of all stocks
- Southeast Alaska (T, S, N), Northern British Columbia (T, S), West Coast Vancouver Island (T, S)

## **ISBM: Individual Stock Based Management**

- Limit on indicator stock exploitation rate for indicator stocks
- Southern U.S. (SUS) fisheries, Canadian fisheries that are not AABM

# 2024 SEAK Treaty Catch by Gear

---

Fishery	Allocation	Actual
Set gillnet (1,000)	1,000	105
Purse seine (4.3% of all-gear)	9,090	9,598
Drift gillnet (2.9% of all-gear)	6,131	1,394
Sport (20% after net gear subtracted)	39,036	52,759
Troll (80% after net gear subtracted)	156,143	143,955
Total all-gear catch limit	211,400	207,811

\* Includes Annette Island Reserve catch of 261 troll, 717 seine, and 152 gillnet



# Northern BC AABM Catch Summary

	Pre-Season	In-Season TAC	Catch
NC BC Troll AABM and Haida Gwaii Sport Abundance Index	1.48	1.48	
BC Troll AABM and Haida Gwaii Sport Chinook TAC	179,400	179,400	
NC BC Troll AABM Chinook TAC	142,800	142,800	76,717
Haida Gwaii Sport Chinook Forecast	36,700	36,600	29,329
<b>Total NBC AABM</b>	<b>179,400</b>	<b>179,400</b>	<b>106,046</b>

## Notes:

1. Northern BC commercial troll fishery Chinook retention was delayed to August 16<sup>th</sup> as part of Fraser Chinook management measures.

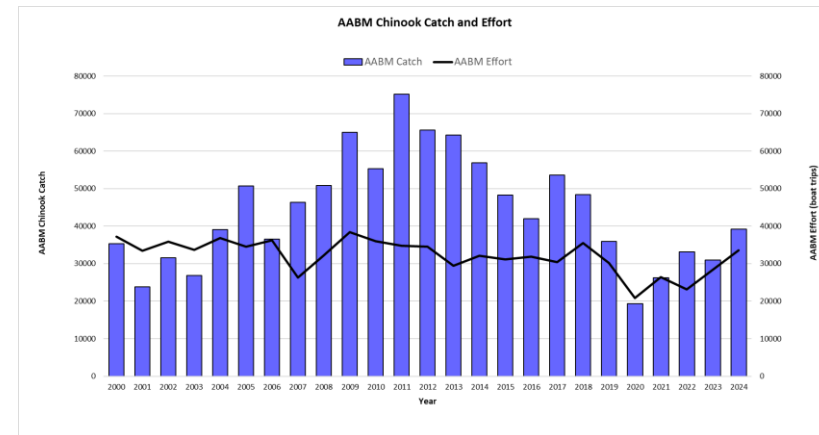


# WCVI AABM Catch Summary

## Pre-Season Total Allowable Catch and Preliminary Catch Estimates for October 2023-September 2024

	Pre-Season	In-Season	Catch
Maa-nulth Treaty	3,744	3,744	4,137
First Nations (FSC)	10,000	10,000	10,000
Five Nations	15,431	19,645 <sup>a</sup>	17,278
AABM Recreational	35,000	35,000 <sup>b</sup>	38,683
Area G Troll	40,825	36,611	24,154
<b>Total WCVI AABM Chinook</b>	<b>105,000</b>	<b>105,500</b>	<b>94,200</b>

- a. Five Nations allocation adjusted in-season
- b. Expected catch
- c. Release mortality study



# Next Up – 2025\_AABM Catch Limits

- Prior to the April PFMC meeting the Chinook Technical Team will provide AABM Fisheries Pre-season Abundance Indices for 2025, including the catch limits for the AABM fisheries, and Post-season Abundance Indices for 2024.
- The STT will incorporate the AABM catch limits into the FRAM model to assess management measures for Council area fisheries
- U.S. ISBM fisheries will be determined by the Council, tribes, and states