

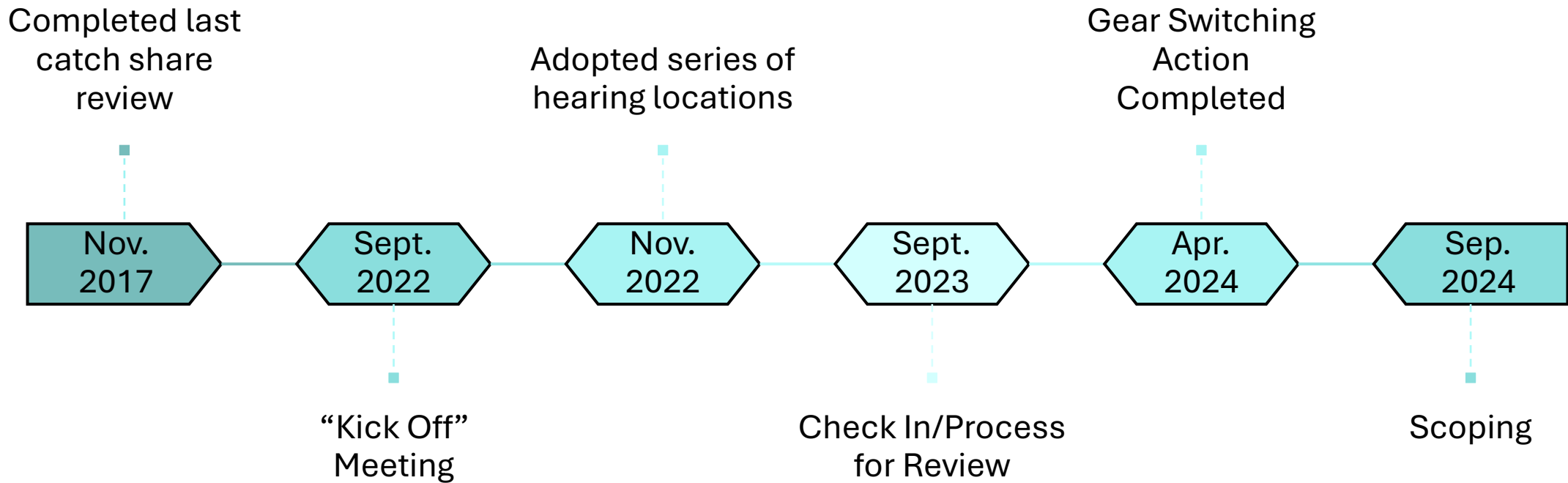


Trawl Catch Share Program and Intersector Allocation Reviews- Scoping

Agenda Item 1.7

September 2024

Timeline



Council Action

-
1. Provide guidance on proposed scope and outline for trawl catch share review, including priority areas of focus as needed.
 2. Provide guidance on proposed scope and outline for intersector allocation review, including priority areas of focus as needed.
 3. Provide guidance on proposed hearing locations and adopt hearing officers.
 4. Adopt proposed COP 27 changes for public review.
 5. Provide any further guidance on process.

Documents and Elements to Discuss

-
- Trawl Catch Share Review Annotated Outline (Attachment 1)
 - Intersector Allocation Review Draft (Attachment 2)
 - Hearing Locations (Attachment 3)
 - COP 27 (Attachment 4)
 - Process

Trawl Catch Share Review



Attachment 1

Document Structure



Section 1: Introduction



Section 2: Program Performance Review



Section 3: Research and Data Needs (Currently contains results from 2017 review)



Section 4: Findings



Section 5: Recommendations

SECTION 1: INTRODUCTION

- Section 1.1.2 – Depth of Focus
- Section 1.3 – Prior Program Review and Council Recommendations
- Section 1.4 – Management Actions Since the Last Program Review
 - Period covered by data of last review ended in 2015 (EDC & WCGOP)
 - This review would start with 2016 data.
 - Actions since last review period (Table 2 and Table 3)
 - Actions taken but not included in this Review (Table 4)

SECTION 2: PROGRAM PERFORMANCE REVIEW

Section 2.1 Evaluation of Goals and Objectives

- Table 5 – Compilation of goals, objectives, and national standards (NS).
- Text box for each subsection with relevant goals, objectives and NS.
- Most topics from last review are included but scaled back.
- As with the 2017 review, determinations of cause-and-effects are not expected.
 - Intended to provide indicators of where a future, more in depth study might be warranted or program changes made.

SECTION 2: PROGRAM PERFORMANCE REVIEW (CONTINUED)

Section 2.1 Evaluation of Goals and Objectives

- 2.1.1 Environmental Outcomes
- 2.1.2 Net Benefit and Related Outcomes
- 2.1.3 Full Utilization (Allocation Attainment)
- 2.1.4 Individual Economic Outcomes
- 2.1.5 Equity Outcomes and Excessive Concentration
- 2.1.6 Community and Other Outcomes
- 2.1.7 Compliance
- 2.1.8 Program Review and Modification (Including AMP)
- 2.1.9 Impact Indicators Related to Recent Actions or High Priority Issues

SECTION 2: PROGRAM PERFORMANCE REVIEW (CONTINUED)

Sections 2.2 – 2.11

- Work required to complete these sections will likely be minimal, unless the Council requests something more in depth—particularly with respect to accumulation limits (Section 2.6).
- Section 2.7 on Cost Recovery and Cost Control may be enhanced by results from the cost project (Agenda Item I.3).

Section 2.12

- Required work will depend on whether the Council identifies additional special topics for emphasis.

Questions for Council Consideration


What types of accumulation limits should be assessed in the review?

Are there any elements from the cost project to be further developed in the review?

Are there other priority areas to consider?

Are there other elements of the review where there could be further expansion?

Intersector Allocation Review



Attachment 2

Considerations for Evaluating Intersector Allocations

- NMFS Policy directive 01-119-02
- 4 recommended practices
 - Evaluate and update FMP goals and objectives
 - Identify user needs
 - Minimize speculative behavior
 - Plan for future conditions
- Factors to consider
 - Ecological
 - Economic
 - Social
 - Indicators of performance and change

Stocks Considered In this Review

Amendment 21 Trawl-Non
Trawl Allocations

Sablefish N of 36

Pacific Whiting

Pacific halibut individual
bycatch quota

Amendment 21

-
- Changes from last review- 5 stocks/complexes removed from formal allocations and not considered here
 - Slope RF south (incl. blackgill)
 - Widow rockfish
 - Petrale sole
 - Lingcod South of 40 10
 - Shortspine thornyhead (anticipated for 25-26)
 - Data through 2023 (preliminary)

Trends since last review



Allocations Increased

43.3% increase

Dover sole (2x inc),
arrowtooth flounder (3x inc)




Overall Utilization Decline

Trawl: 23.5% dec to 13.8%

Non-trawl: 16.3% dec to
11.2%

Limited stocks with 50%+
attainment: yellowtail, POP,
chilipepper (trawl)



Revenue and Landings

Landings declining faster than
revenues

Non-trawl decline greater
than trawl decline
proportionally



Communities

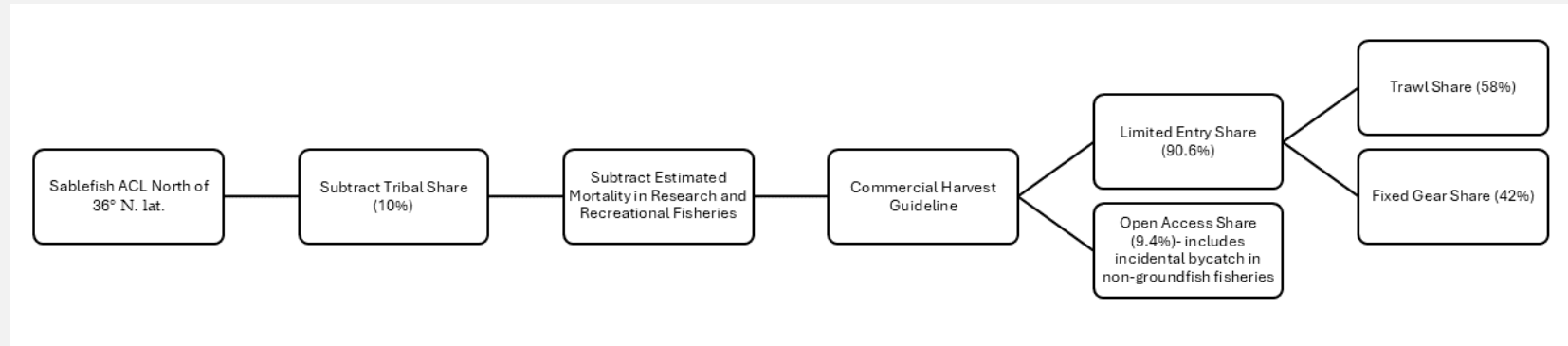
Eureka/Astoria/Ft. Bragg:
Declines in trawl
landings/revenue

S/Cen. WA and Bodega Bay:
Inc in non-trawl
landings/revenue

Morro Bay: Decline in both
trawl and non-trawl

Sablefish North

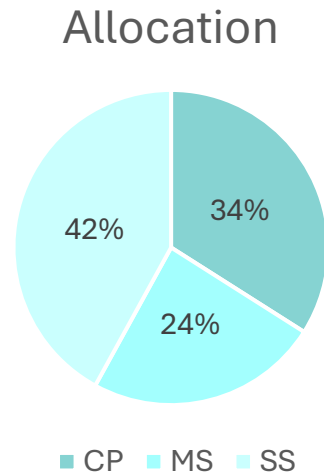
- Formally allocated in Am 6, but cemented through Am 21



- Since 2016,
 - LE (trawl and FG) sector: ~85% attainment
 - On decline since 2020 (~72% attainment, noting COVID and increased allocations)
 - Similar pattern seen in individual LE sectors
 - OA variable

Within Trawl Sector Allocations

- Prior review covered Pacific whiting plus canary, darkblotched, POP and widow
 - With the change to set asides, whiting is the only within trawl allocation remaining and covered in the review



Sector	2011-2015	2016-2023
CP	92.2%	89.1%
SS	83.1%	75.7%
MS	81.8%	57.0%

Amendment 21: Set Asides vs. Allocations

-
- Set Asides: Mgmt measure developed under Am 21 to account for mortality of non-whiting GF
 - Canary, darkblotched, widow, and POP were established as allocations under A21- expectation that co-ops would manage within these values
 - If exceeded, sectors would automatically close
 - A21-3 and 21-4 moved stocks to set aside management (and removed formulas for values from FMP)

Set Aside Management

-
- Amounts determined during biennial spex process
 - Inseason management only permitted if
 - Risk of harvest specification being exceeded
 - Unforeseen impact on another sector
 - Conservation concern
 - Part of this review- Council could further assess impacts of management
 - Future actions- Clarify intent
 - Account for mortality? Set Aside
 - Remain within the value? Other mgmt measure may be appropriate
 - May differ by species, could be single or combined value

Pacific Halibut

-
- Prohibited species
 - CS program designed to minimize bycatch
 - Managed under IBQ with a 10 mt set aside for trawl south of 40 10 and at-sea
 - Percent attainment increased from 30.8% (2011-2015) to 35.5% (2016-2023)

Questions for Council Consideration

Should staff look at individual level attainment of Amendment 21 species?

Are there any allocations that should be further investigated to assess impacts?

Are there other elements of the review where there could be further expansion?

Hearings



Attachment 3

Hearings

November 2022

Seattle

Astoria

Newport

Eureka

San Luis Obispo/Morro Bay

2 online hearings

September 2024

Seattle

Astoria or Newport

Eureka or San Luis Obispo/Morro Bay

2 online hearings

To be held in spring 2025

Hearing officers need to be identified

COP 27



Attachment 4

COP 27 Edits for Public Review

-
- COP 27 describes allocation review triggers for each FMP
 - Staff identified that 5 stocks/complexes that were historically formally allocated under Amendment 21 should be moved to biennial species
 - Proposal is to send out for public review and adopt as final in November under standing COP agenda item

Next Steps for Reviews

- This meeting: Get guidance on review outlines, priority issues, hearing schedule
- End of 2024/Start of 2025: Announce hearing dates
- Spring 2025: Host hearings
- June/September 2025: Bring back drafts of CS and ISA review for Council adoption (including R&DN, recommendations)
- Post completion of reviews: Consider follow on actions

Council Action

Provide Guidance on Review Outline and Identify Primary Focus Areas; Provide Guidance on Hearing Schedule; Appoint Hearing Officers; Adopt Proposed Changes for COP 27 for Public Review