

# **APPENDIX F**

## **U.S. WEST COAST HIGHLY MIGRATORY SPECIES: LIFE HISTORY ACCOUNTS AND ESSENTIAL FISH HABITAT DESCRIPTIONS**

**(Originally Appendix A to the FMP)**

**U.S. West Coast Highly Migratory Species Plan Development Team  
Pacific Fishery Management Council**

**September 2023 DRAFT**

## TABLE OF CONTENTS

### Contents

1.0 SHARKS .....	5
1.1 Common Thresher Shark ( <i>Alopias vulpinus</i> ) .....	5
1.2 Shortfin Mako Shark ( <i>Isurus oxyrinchus</i> ) .....	9
1.3 Blue Shark ( <i>Prionace glauca</i> ) .....	11
2.0 TUNAS .....	14
2.1 Albacore Tuna ( <i>Thunnus alalunga</i> ) .....	15
2.2 Bigeye Tuna ( <i>Thunnus obesus</i> ) .....	17
2.3 Northern Bluefin Tuna ( <i>Thunnus orientalis</i> ) .....	20
2.4 Skipjack Tuna ( <i>Katsuwonus pelamis</i> ) .....	22
2.5 Yellowfin Tuna ( <i>Thunnus albacares</i> ) .....	24
3.0 Billfish/Swordfish .....	27
3.1 Striped Marlin ( <i>Tetrapturus audax</i> ) .....	27
3.2 Broadbill Swordfish ( <i>Xiphias gladius</i> ) .....	29
4.0 Other .....	32
4.1 Dolphinfin (Dorado, Mahimahi, <i>Coryphaena hippurus</i> ) .....	32
<b>Figures:</b> Draft Maps Showing Global Distribution and Essential Fish Habitat .....	35

# LIFE HISTORY ACCOUNTS AND HMS ESSENTIAL FISH HABITAT DESCRIPTIONS

## Review of Methods

Essential fish habitat (EFH) is defined as “those waters and substrate necessary to fish for spawning, breeding, feeding or growth to maturity” (i.e., covers a species’ full life cycle). EFH designations are based on a range of sources including fisheries dependent data (e.g., catch and conventional tagging data), electronic tag data, observations, life history studies and expert opinion. Although highly migratory species (HMS) require broad distributions to complete their life cycle, areas beyond the U.S. exclusive economic zone (EEZ) cannot be designated as EFH [600.805(b)(2)]. Therefore, while the full range of each species is provided for context, the textual descriptions of EFH for each species within the U.S. EEZ are ultimately determinative of the limits of EFH [50 CFR 600.815(a)(1)(iv)(B)]. Fishery Management Plans (FMPs) must also include maps of the geographic locations of EFH [50 CFR 600.815(a)(1)(i)]. For each species, two sets of maps were created, one for their entire range and a second as a supplement to the textual descriptions outlining the EFH in the U.S. EEZ. The global range maps were created from existing species geographic range data as well as expert opinion with the underlying shapefiles acquired from [www.iucnredlist.org](http://www.iucnredlist.org). The maps of the EFH in the U.S. EEZ were created using data acquired from 1) existing species distributions in the eastern North Pacific from published sources including the initial EFH descriptions, 2) expert opinion and 3) a review of fisheries data. Given the resolution of the available information, Point Conception, the northern bound of the SCB, was selected to represent the northern bound of the warmer-water species. The SCB is an ecoregion with similar oceanography and oceanographic conditions tend to dictate the distribution of HMS. It should be noted that fisheries-dependent data has limitations. Data are collected only for species or size classes that are vulnerable to the gear, when and where fishing occurs. Thus, the absence of catch is not definitive proof that those species or size classes do not occur in the region. In the absence of comprehensive fisheries independent surveys for HMS, however, fisheries data represents the best available science and is the most commonly used data source for documenting occurrence.

The habitat included in EFH is, by definition, “essential” and does not include every location a fish has been reported. For example, while distribution may shift with climatic events such as El Niño, observations at higher latitudes for some species tend to be rare and these regions are not considered essential. Similarly, while highly migratory species (HMS) may occur in shallow water <12 m, they occur primarily in deeper waters, seaward of 12 m, and these shallow regions including closed bays and estuaries are not considered essential. While the sea surface temperature (SST) range for each species is provided, the use of SST can be a less suitable metric for defining EFH for many HMS for multiple reasons. 1) Temperature ranges tend to be very broad [e.g., yellowfin tuna ~16-29 °C (Shaefer et al. 2011); broadbill swordfish 14-30 °C (Dewar et al. 2011)]. 2) For some species such as bigeye tuna, temperature at depth is more important than SST (Lopez et al. 2019). 3) Many HMS are endothermic (tunas, swordfish, common thresher Shark and shortfin mako Shark), and thus are less constrained by SST, especially at larger size classes (Dickson and Graham 2004; Schaefer et al. 2009). 4) The HMS in the west coast EEZ are foraging (Madigan et al. 2012) and their distributions are influenced by a combination of their thermal constraints and those of their prey. 5) Given that the U.S. EEZ is only a small proportion of the range of most HMS, providing their SST range in the EEZ would provide a truncated view of their preferred range and tolerance. This becomes even less useful in a time of changing ocean conditions. For these reasons, SST thermal bounds are not included in the description and identification of EFH.

Where possible, EFH is provided for different life history phases. In some instances, separating out specific life history phases is difficult, specifically at the transition from subadult to adult. Distributional data does not always include the size data that would be needed to define the life history stage. In addition, for some

HMS, the age at first reproduction (adulthood) differs for males and females and data on distributions rarely includes sex. Also, size at first reproduction can vary across subpopulations. Additionally, the threshold for adulthood is not a knife edge but a cline and consequently individuals of the same size and sex may have different status. Where possible, values for the age at first reproduction were taken from the U.S. EEZ or in close proximity. Finally, latitudinal movements into cooler waters tend to be more associated with size than life history stage. Consequently, an adult male and subadult female of the same size may have the same range despite difference in life history stage.

There are essentially three categories of HMS in the Council FMP. First, the sharks (common thresher, shortfin mako, and blue sharks) that occur in the EEZ across life history stages and for which this region serves both as nursery and foraging habitat. Second are the species that seasonally forage in the U.S. EEZ as juveniles and/or adults (albacore tuna, bluefin tuna, and broadbill swordfish). Finally, are the species that tend towards more tropical and sub-tropical distributions (bigeye tuna, skipjack tuna, yellowfin tuna, striped marlin, and dolphinfish,) where occurrence in the EEZ is more sporadic and dependent on temperature. For these warmer water species there is often limited information specific to the U.S. EEZ. For example, the vast majority of electronic and conventional tagging data as well as life history information is available for regions closer to the core of their habitats, which lie outside the U.S. EEZ. To examine the size frequency and prevalence of these species within the U.S. EEZ, we examined fisheries landings data from the CA Drift gillnet (DGN) observer program and the Recreational Fisheries Information Network (RecFIN). As mentioned above, fisheries data are limited by gear vulnerability, and consequently, it is possible that size classes that are not caught, occur in the U.S. EEZ.

#### Geographic Extent of EFH for all HMS Species Combined

Combining across the Management Unit Species (MUS) in the FMP, the EFH for HMS off the U.S. West Coast includes the entire U.S. EEZ from the U.S. Mexico to the U.S. Canadian borders, seaward of the 12 m contour, not including bays and estuaries. Within the U.S. EEZ, the EFH of most HMS tends to cover broad areas, most often out to the 200-mile EEZ. This is due largely to the highly migratory nature of the species, their generally opportunistic foraging strategies, and the breadth, productivity, and dynamic nature of the California Current. The California Current encompasses the entirety of the U.S. EEZ (Eckstrom 2009). HMS often target ephemeral, dynamic features, such as fronts that are transient and not specific to a geographic location (Snyder et al. 2017), rather than being primarily linked to bathymetry or specific benthic habitats. A broad range of fish, squid and crustacean prey occur in the California Current and can be found across habitats from benthic to oceanic. While coastal waters tend to have a higher abundance of prey, documented prey species are also found far from shore including Pacific sardine (Zwolinski et al. 2012) and species associated with the mesopelagic zone and the deep scattering layer (Tont 1976, Netburn et al. 2015). Consequently, the full longitudinal range of the EEZ is considered essential for foraging.

HMS EFH includes suitable habitat for breeding, feeding, or growth to maturity. While no species commonly spawn in this region, both shortfin mako and common thresher sharks are reportedly breeding in the California Current (Goldman 2005; Cartamil et al. 2010a; Nasby-Lucas et al. 2019). For all MUS, the EFH serves as a feeding ground with some species traveling long distances specifically to forage on the diverse assemblage of fish, squid and crustaceans (Block et al. 2011). Within the California Current, HMS forage occurs across a broad range of habitats (epipelagic and mesopelagic) and taxa. While coastal pelagic species (CPS) managed under the CPS FMP are found in diets, HMS demonstrate considerable variability in diets over time and space and a resilience to shifts in the forage base. CPS and other prey species are part of HMS EFH but their occurrence and distribution is highly variable, so prey was not used to define the geographic bounds of EFH areas. For those species that occur as juveniles and subadults (all MUS species other than skipjack and dolphinfish) the EFH is important for growth to maturity. The relatively warm, and shallow waters of the coastal shelf likely also provide a level of protection for juvenile sharks.

Note that this definition of EFH is relevant to current conditions in the U.S. EEZ. Potential shifts in EFH associated with climate change is beyond the scope of this document.

## Definitions

The following terms are defined as follows:

*California current*: The productive, cold water, Eastern Boundary Current that moves southward from southern British Columbia, Canada to southern Baja Peninsula, Mexico.

*Epipelagic*: Vertical habitat within the upper ocean water column from the surface to depths generally not exceeding 200 m [0-109 fathoms (fm)], i.e., above the mesopelagic zone.

*Mesopelagic*: Vertical habitat within the mid-depth ocean water column, from depths between 200 and 1000 m (109-547 fm).

*Oceanic*: Inhabiting the open sea, ranging beyond continental and insular shelves, beyond the neritic zone.

*Neritic*: Inhabiting coastal waters primarily over the continental shelf; generally over bottom depths equal to or less than 183 m (100 fm) deep.

*North Pacific Transition Zone*. This occurs at the boundary between the low chlorophyll subtropical gyres and the high chlorophyll subarctic gyres. The front extends 8000 km from east to west and seasonally shifts north and south about 1000 km (between 30-35°N for 40-45°N).

*Oophagous*: a means of nutrition by which the developing embryos of some sharks eat their 'potential siblings' while still in the mother's uterus.

*Oviviparous*: producing young by means of eggs which are hatched within the body of the parent.

*Southern California Bight*: The Southern California Bight extends from Point Conception, CA to Punta Colonet in Baja California, Mexico. The region is characterized by complex circulation and generally warmer waters largely due to the dramatic curvature in the coastline starting at Point Conception.

*Viviparous*: bringing forth live young that have developed inside the body of the parent.

## 1.0 SHARKS

### 1.1 Common Thresher Shark (*Alopias vulpinus*)

#### 1.1.1 General Distribution

Common thresher sharks (*Alopias vulpinus*) are epipelagic in neritic and oceanic waters. They inhabit from tropical to cold-temperate waters in the Atlantic Ocean, Mediterranean Sea, Indian Ocean and Pacific Ocean (Ebert et al. 2013) (Figure 1a). Across their range, they are most abundant over continental and insular shelves and slopes (Compagno 1984). In the eastern North Pacific, they occur along the west coast of North America, and are seasonally distributed in coastal waters from Washington to central Baja California, Mexico. While they have been documented as far north as Alaska, landings north of Washington are rare (McFarlane et al. 2010).

The highest concentration of common thresher sharks occurs in the Southern California Bight (SCB), which extends from Point Conception, CA (34° 34' N) to Cabo Colonet, Mexico (31° N) (Hanan et al. 1993, Smith et al. 2008a). Their abundance was once thought to decrease rapidly beyond 40 miles from the coast, (Strasburg 1958; Litvinov 1990) but data indicate catches 100 miles offshore and beyond are not uncommon. This species is often associated with areas characterized by high biological productivity (i.e., 'green' water), the presence of strong frontal zones separating regions of upwelling and adjacent waters,

and strong horizontal and vertical mixing of surface and subsurface waters—habitats conducive to production and maintenance of schooling pelagic prey upon which it feeds (Gubanov 1978; Kronman 1998).

Adults, juveniles, and postpartum pups occur within the U.S. west coast EEZ (Figure 1a), although common thresher sharks show some separation by age class. Young prefer near-shore, coastal waters (Eschmeyer et al. 1983; Dubsky 1974) with high concentrations of schooling prey on which they feed. There is no evidence of pupping and nursery grounds outside of the SCB (Smith et al. 2008b, Cartamil et al. 2010a). Juvenile threshers primarily utilized continental shelf waters, with a geographic range extending from Punta Eugenia in Baja California, Mexico (27.8° N) north to Morro Bay, California (35.3° N). The habitat of subadults and adults extends northward up the coast as the summer season progresses and may extend to the waters off Oregon and Washington (J. Fisher, comm. driftnet fisher, 3/5/02, PMFC briefing materials, ODFW 2002 unpub. data).

Off the U.S. West Coast during 1997-99, a period spanning warm and cool water years, common thresher shark catches were associated with SSTs from 13 to 25 °C, with highest catches between 15° and 22°C (NMFS 2000a unpub observer data). An electronic tagging study of adults and subadults found that common thresher sharks tagged in the SCB inhabited SSTs from 16 to 21 °C (Cartamil et al. 2011). In a recent study in the Atlantic, Kneebone et al. (2020) analyzed 3478 fishery-dependent, catch records from 1964-2019 for common thresher sharks. The overall SST ranged from 4–31 °C (mean  $\pm$  SD; 17 $\pm$  4).

Cartamil et al. (2011) reported on the vertical habitat use of electronically tagged sharks. Similar to many other HMS, the sharks had a diel vertical movement pattern. At night, they were limited to waters above the thermocline (15 to 20 m) and were significantly deeper during the day when they exhibited one of two general modes, either remaining in the upper 20 m or making frequent vertical excursions below the thermocline. The difference in daytime modes was assumed to be associated with vertical shifts in prey availability. Maximum dive depth was 320 m.

#### 1.1.2 Growth and Development

Size at birth for the common thresher shark varies considerably, ranging from 115 cm to 156 cm total length (TL) (76 cm to 97 cm fork length (FL)), with only slight variation among geographical regions around the world (Bigelow and Schroeder 1948, Hixon 1979, Moreno et al. 1989). Compagno (2001) reported that the maximum size worldwide was at least 573 cm TL (312 cm FL); off the U.S. West Coast the largest reported is 550 cm TL (301 cm FL) (Eschmeyer et al. 1983). The species has been variously estimated to reach a maximum age of from 25 to 50 years (Cailliet and Bedford 1983; Smith et al. 1998; Natanson et al. 2016).

Size at first maturity in the eastern North Pacific needs re-examination. There is a substantial difference in the estimated median age and size of maturity between the eastern North Pacific and western North Atlantic Oceans. Smith et al. (2008a) estimated that the female common thresher sharks in the Pacific Ocean reach maturity at about 5.3 years of age (~160 cm FL). While Natanson and Gervelis (2013) estimated that the median size of maturity for females in the western North Atlantic Ocean was ~216 cm FL and 188 cm FL for males and estimated female age at maturity at 13 years). Aryafar et al. (2017; Appendix B) subsequently re-evaluated the reproductive biology of this stock and found that the conclusions of Smith et al. (2008a) were uncertain due to: 1) potential misidentification of pelagic thresher Sharks (*Alopius pelagicus*) as common thresher sharks; and 2) inconsistency between observers' records on the presence of egg capsules or fetuses, and subsequent examination of the same specimens. Therefore, Aryafar et al. (2017; Appendix B) recommended that until further studies occur, the age and size at maturity, and breeding periodicity for this stock should be based on Natanson and Gervelis (2013) from the western North Atlantic Ocean.

TL to FL conversion from Gervais and Natanson (2013) is:

$$FL\text{ (cm)} = 0.5168 \times (TL, \text{ cm}) + 16.466$$

Using the von Bertalanffy equation where  $a$  is age,  $k$  is the growth coefficient,  $t_0$  is the theoretical age when size is zero, and  $L_\infty$  is asymptotic size.

$$L(a) = L_\infty (1 - e^{-K(a - t_0)})$$

Smith et al. (2008b) estimated the following parameters for male and female common thresher sharks – Male:  $L_\infty = 221.5$  cm,  $K = 0.189$  yr<sup>-1</sup>, and  $t_0 = -2.08$  y; Female:  $L_\infty = 247.3$  cm,  $K = 0.124$  yr<sup>-1</sup>, and  $t_0 = -3.35$  yr, where  $L_\infty$  is FL, common thresher sharks in the western North Atlantic Ocean appeared to follow a relatively similar growth curve, albeit with slightly higher asymptotic lengths (Gervelis and Natanson 2013).

### 1.1.3 Trophic interactions

The diets of common thresher sharks are dominated by small schooling fish. This is linked to their use of their caudal fin to stun prey during feeding (Aalbers et al. 2010). Stomach contents from large juveniles and adults were sampled between 1998 and 2014. While over the whole time period, Northern anchovy (*Engraulis mordax*) and Pacific sardine (*Sardinops sagax*) were identified as the most important prey (Preti et al. 2012; Preti 2020), their importance declined significantly starting in ~2007. As anchovy and sardine decreased in importance, market squid (*Doryteuthis opalescens*) increased. Other important prey included Pacific hake (*Merluccius productus*), and Pacific mackerel (*Scomber japonicus*), Pacific Saury (*Cololabis saira*), Jack mackerel (*Trachurus symmetricus*) and Duckbill Barracudina (*Magnisudis atlantica*). Pelagic red crab (*Pleuroncodes planipes*) was the most frequently occurring crustacean (Preti et al. 2001, 2004; 2012; Preti 2020). The importance of northern anchovy, Pacific sardine, market squid, Pacific hake and Pacific mackerel in the diet varied significantly across years and different oceanographic conditions (Preti 2020). Stomachs collected during the warm-water period of 1998 from the California-Oregon drift gillnet fishery, revealed a varied diet of primarily northern anchovy, Pacific hake, and Pacific mackerel; secondarily sardine, market squid, pelagic red crab, and Louvar (*Luvarus imperialis*); and less importantly, jack mackerel, shortbelly rockfish (*Sebastes jordani*); California grunion (*Leuresthes tenuis*) and other atherinids, white croaker (*Genyonemus lineatus*), queenfish (*Seriphus politus*), and Pacific sanddab (*Citharichthys sordidus*) (Preti et al. 2001). In contrast, during a cool water period, the number of prey taxa decreased from 20 to only 8. Those included in order of importance northern anchovy, market squid, unidentified teleosts, Pacific sardine, Pacific hake and Pacific mackerel (Preti et al. 2004). Regional differences in diets were also apparent. Northern anchovy, Pacific sardine, Pacific hake, Pacific mackerel were significantly more important within the SCB than beyond the SCB where Pacific Saury were the most important (Preti 2020). Diet was found to diversify with age/size, with northern anchovy being more important among juvenile fish less than 160 cm FL (Preti et al. 2001; Preti 2020). Thus, while common thresher sharks are more specialized than other HMS in the California Current, their diets vary across region, size and environmental conditions (Preti 2020) and overall encompass a broad range of prey.

### 1.1.4 Migrations, movements and stock structure

Common thresher sharks along the west coast of North America are assumed to be a single, well mixed stock, which is supported by genetics and tagging data. Genetic analyses of tissue biopsies collected off the U.S. West Coast and Mexico, comparing samples from off Oregon/Washington with samples collected off California and Baja California, Mexico, showed no significant differences in haplotype frequencies, indicating a single homogenous west coast population (Eitner 1999; Trejo 2005). Limited tagging data also support the assumption that there is a local population of common thresher sharks limited to the coastal waters of the west coast of North America including the U.S. and Mexican EEZ. (Cartamil et al. 2010b, Cartamil et al. 2011; Smith and Aseltine-Neilson 2001).

A combination of fisheries and tagging data reveal seasonal movements in the California Current with variability depending on life history stage. Both tagging and catch data suggest a seasonal north-south migration between San Diego/Baja California Mexico and Oregon and Washington (Kinney et al. 2020).

Juvenile common thresher sharks have an overall range that extends from Morro Bay, CA to Bahia Sebastian Vizcaino, BC (Cartamil et al. 2016). Although they are found most frequently in shallow, nearshore areas over the continental shelf, especially within the SCB, which is an important nursery area (Cartamil et al. 2010a). Subadult members of the stock appear to arrive in southern California waters during early summer, and as summer progresses move up the coast as far north as San Francisco, with some moving as far north as the Columbia River area. In fall, these subadults are thought to move south again, arriving in the Channel Islands area. Bedford (1992) proposed that large adult common thresher sharks pass through southern California waters in early spring of the year, remaining in offshore waters from one to two months during which time pupping occurs. Pups are then thought to move into shallow coastal waters. The adults then continue to follow warming water and perhaps schools of prey northward, and by late summer, arrive off Oregon and Washington. Little is known about the presumed southward migration of the large adults, which do not appear along the coast until the following spring.

#### 1.1.5 Reproduction

Common thresher sharks are ovoviviparous with small litter sizes, usually giving birth to two to six pups, and have an annual or biennial reproductive cycle (Gubanov 1978; Bedford 1992; Cailliet and Bedford 1983; Natanson and Gervelis 2013). The developing fetuses are oophagous (Gubanov 1978, Moreno et al. 1989, Bedford 1992; Gilmore 1993). Mating presumably takes place in midsummer along U.S. west coast EEZ with a gestation period of about 9 months (Goldman 2005, Smith et al. 2008a); parturition is thought to occur in the spring months off California, judging from the cluster of postpartum-sized pups taken in the catch at this time (Bedford 1992; NMFS drift net observer data).

#### 1.1.6 Essential Fish Habitat for Common Thresher Shark (Figure 1b)

Common thresher Shark EFH is defined using a combination of data sources provided in the previous sections on common thresher sharks (i.e., 1.1.1-1.1.5) as well as expert opinion. While common thresher sharks may occur in shallow water <12 m, they occur primarily in deeper waters, seaward of 12 m, and these shallow regions including enclosed bays and estuaries are not considered essential. Including all age classes, EFH ranges from the U.S.-Mexico Border to the U.S.-Canadian Border to approximately 100 miles offshore. While small schooling fish appear to be their preferred prey, diets vary temporally and spatially and include squid and crustaceans. The high productivity and presence of diverse small schooling fish, squid and crustacean species and relatively warm shallow shelf waters make the California Current, out to approximately 100 miles, a suitable habitat for feeding and growth to maturity for common thresher sharks.

- Neonate and Early Juveniles (<102 cm FL): In shallow neritic water over the continental shelf, with a geographic range extending from the U.S. Mexico border north to Morro Bay, California (35° N), but found most frequently in the SCB. Little known of the food of early juveniles; presumably feeds on small northern anchovy and other small, schooling fishes and invertebrates. The broad continental shelf and relatively warmer waters in the SCB make this region a suitable nursery habitat for common thresher sharks.
- Late Juveniles and Subadults (males > 102 cm FL and < 188 cm FL; females >1 cm FL and < 216 cm FL): Epipelagic, neritic and oceanic. Habitat of subadults extends northward up the coast, as far north as 48° N. They are found most frequently in nearshore areas over the continental shelf, especially within the SCB. Known to feed primarily on northern anchovy, Pacific sardine, Pacific hake, Pacific Mackerel and market squid; secondarily on a variety of other fishes, squid and pelagic red crab (in warm water years). Northern anchovy was a more important prey component for juvenile fish < 160 cm FL.
- Adults (males > 181 cm FL; females > 216 cm FL): Epipelagic, neritic and oceanic waters along the west coast of North America, seasonally distributed in coastal water from the U.S. - Mexico border to the U.S. - Canadian border. Known to feed primarily on northern anchovy, Pacific sardine, Pacific hake,



Pacific Mackerel and market squid; secondarily on a variety of other fishes, squid and pelagic red crab (warm water years).

## 1.2 Shortfin Mako Shark (*Isurus oxyrinchus*)

### 1.2.1 General Distribution

Shortfin mako sharks (*Isurus oxyrinchus*) (referred to as mako sharks below) are epipelagic and mesopelagic in neritic and oceanic waters, found in warm-temperate and tropical seas worldwide (Figure 2a). In the eastern Pacific they range from Chile to the U.S.-Canadian border.

Mako sharks across size classes occur in the U.S. EEZ (Figure 2a). The SCB ecoregion has long been considered a pupping and nursery area for mako sharks (Hanan et al. 1993; O'Brien and Sunada 1994; Taylor and Bedford 2001; Nosal et al. 2019). Observer data examined from the California drift gillnet fishery from 1990-2017 show that young-of-the-year (YOY) and age-1 mako sharks were captured almost exclusively south of Point Conception CA (34° 34' N) in the SCB (Nosal et al. 2019). Based on both catch and tagging data, the mako Shark nursery extends along the continental margins of the SCB ecoregion, south to the tip of the Baja California peninsula (approximately 23.4–34.5° N). Mature females are caught in the SCB by recreational fishermen (Lyons et al. 2015). In addition, a satellite tagging study of mature females shows that they are present in the SCB May-August (Domeier unpublished data).

A tagging study of 105 mako sharks including subadults and adults in the eastern North Pacific from 2002-2014 showed a latitudinal range from 3° N to 47° N, from Washington State to just south of Puerto Vallarta, Mexico along the coast and as far south as 3° N offshore. Overall regions occupied included the entire California Current, the Sea of Cortez and offshore in the areas of the North Pacific Subtropical Gyre, North Pacific Transition Zone and North Equatorial Current (Nasby-Lucas et al. 2019). Within that range sharks moved seasonally (see below). Overall mako sharks had a broad thermal tolerance (SST ranged from 11 to 31 °C) although the majority of the time SST was between 15 and 25 °C.

Satellite tags also provide insight into vertical habitat use. In general, tagged mako sharks exhibited diel vertical migration patterns, remaining in the mixed layer at night and diving to deeper depths (as deep as 700 m) during the day (Nasby-Lucas et al. 2019). Overall, tagged mako sharks spent around 99% of their time in the top 150m of the water column in the coastal region from California to Washington remaining shallower than 50 m >90% of time. Maximum dive depth recorded in the coastal region was 350m north of Point Conception, CA (34° 34' N) 528 m in the SCB and >700 m off the coast of Baja California, Mexico and in offshore waters (Nasby-Lucas et al. 2019).

### 1.2.2 Growth and Development

Maximum size reported for mako sharks worldwide is a ~445 cm TL (Weigmann 2016). The largest documented off the U.S. West Coast was a 373 cm TL (340 FL) female (Lyons et al. 2015). To determine age, band pairs in vertebrae are counted. The periodicity of band-pair deposition for mako sharks has been examined using oxytetracycline. Up to at least 5 years of age mako sharks lay down 2 band pairs per year (Wells et al. 2013a). At some point they transition to laying down only one band pair, although the exact timing of this transition has not been determined and thus, ages for sharks over 5 years cannot be accurately estimated. Kinney et al. (2016) hypothesized that the transition from one to two band pairs occurred at or near the point at which they reach sexual maturity. Males reach sexual maturity at 164-191 cm FL (Conde-Moreno et al. 2006; Joung and Hsu 2005) whereas females are not mature until 253-280 cm FL (Joung and Hsy 2005; Semba et al. 2011). An accurate age at first reproduction cannot be determined at this point for the reasons mentioned above.

Using the von Bertalanffy equation where  $L_1$  and  $L_2$  are the sizes associated with ages near a first age ( $A_1$ ) and second age ( $A_2$ ),  $L_\infty$  is the theoretical maximum length, and  $K$  is the growth coefficient

$$L_2 = L_\infty + (L_1 - L_\infty) e^{-K(A_2 - A_1)}$$

Takahashi et al. (2017) estimated the following parameters for male and female mako sharks with  $K$  at  $0.128 \text{ yr}^{-1}$  for female and  $L_1$  and  $L_2$  at 60.0 cm and 293.1 cm PCL for  $A_1$  (age 1 yr) and  $A_2$  (age 31 yr), and  $K$  at  $0.174 \text{ yr}^{-1}$  for male and  $L_1$  and  $L_2$  at 60.0 cm and 232.8 cm PCL for  $A_1$  (age 1 yr) and  $A_2$  (age 31 yr).

### 1.2.3 Trophic interactions

Overall, mako sharks are generalist foragers feeding primarily on epi- and mesopelagic fish and squid. Humboldt Squid (*Dosidicus gigas*), when available, are an important prey item for mako sharks (Vetter et al. 2008; Preti et al. 2012; Preti 2020) as well as Pacific Saury, Pacific sardine, Pacific Mackerel, Striped Mullet (*Mugil cephalus*) and Jack mackerel (Preti et al. 2012; Preti 2020). Mako Sharks can also prey on elasmobranchs and marine mammals (Preti et al. 2012; Lyons et al. 2015; Preti 2020). Diets have been shown to vary regionally. Pacific sardine, Pacific Mackerel, Striped Mullet were significantly more important within the SCB, whereas jumbo squid and Jack mackerel were significantly more important outside the SCB (Preti 2020). Prey composition also varied over time. Jumbo squid was the most important in 2003 – 2007, 2009 and 2010, but not in 1998, 2011 or 2013. Pacific Saury was the most important in 2002, 2008 and 2011 - 2013, but not present during 1998 and 2010 (Preti 2020).

In addition to temporal and spatial shifts in diet, Preti (2020) reported that diets also change with size. Small sharks (<150 cm) fed primarily on small schooling fish including Pacific Saury, Pacific sardine, Pacific Mackerel, and Striped Mullet. The larger sharks ( $FL \geq 150$  cm) fed on jumbo squid as their main prey item during the years mentioned above, but also consumed marine mammals. Lyons et al. (2015) found that the stomach of a 373 cm female contained a 4 year-old female California Sea Lion (*Zalophus californianus*). The number of taxa consumed increased with body size, demonstrating an ontogenetic expansion of diet rather than a shift in prey types.

### 1.2.4 Migrations, movements and stock structure

Based on genetics, tagging studies and catch data there is a single population of shortfin mako sharks in the North Pacific (Schrey and Heist 2003; Michaud et al. 2011).

In the eastern North Pacific sharks move seasonally between the California Current, the Sea of Cortez and offshore in the North Pacific Subtropical Gyre, North Pacific Transition Zone and North Equatorial Current (Nasby-Lucas et al. 2019). Seasonal movements north and south within the California Current coincided with periods of higher primary productivity and chlorophyll *a*, and SSTs between 15 and 25 °C. Within the California Current, the SCB is an important habitat for all size classes from late spring to early fall. Juvenile mako sharks appear to expand their northward and southward range with increasing size. In late summer and fall, juvenile and adult sharks disperse either north or south with the largest sharks moving offshore as far as the Hawaiian Islands (Nasby-Lucas et al. 2019; Nosal et al. 2019). When sharks were tracked for a year or more, most returned to the region of the SCB in the spring and summer.

### 1.2.5 Reproduction

mako Sharks are ovoviviparous and oophagous, the fetuses feeding on a supply of eggs continuously ovulated by the female. Little is known about the reproductive cycle and there are few records of pregnant females. There is a wide range in estimates of fecundity, which may be due to stock differences, female size sampled, and/or fetuses being aborted on capture. Based on the available information, litter sizes range from 4-25 with most reports in the range of 8-18 (Branstetter 1981; Stevens 1983, 2008; Taniuchi

1997; Mollet et al. 2000). Using data from several studies, Mollet et al. (2000) calculated the mean litter size as 12.5. The gestation period has been variously estimated at from 12 to 18 months (Mollet et al. 2000; Pratt and Casey 1983; Cliff et al. 1990; Bedford 1992). Mollet et al. (2000) report that litter size increases with maternal size, and present evidence for a 3 year reproductive cycle, although a 2-year cycle could not be ruled out.

#### 1.2.6 Essential Fish Habitat for Shortfin Mako Shark (Figure 2b)

Shortfin mako shark EFH is defined using the combination of data sources provided in the previous sections on shortfin mako sharks as well as expert opinion. Combining all age classes, the EFH of mako sharks includes the entire U.S. EEZ seaward of the 12 m depth contour. While mako sharks may occur in shallow water <12 m, they occur primarily in deeper waters and these shallow regions including bays and estuaries are not considered essential. Studies have shown that mako sharks of all sizes can feed opportunistically on a high diversity of prey. The high productivity and presence of diverse fish, squid and crustacean species and relatively warm and shallow shelf waters make the California Current a suitable feeding habitat for feeding and growth to maturity for shortfin mako sharks.

- Neonate and Early Juveniles (< 100 cm FL): The SCB ecoregion has long been considered a pupping and nursery area for mako sharks based primarily on the prevalence of juveniles in this region. Current data show that mako Shark nursery extends within the U.S. EEZ along the continental margins of the SCB ecoregion, south to the U.S. Mexico border. The broad continental shelf and relatively warmer waters in the SCB make this region a suitable nursery habitat. A range of coastal pelagic fish species are important prey for small mako sharks. Pacific Saury was the most important prey item for juvenile sharks (FL < 110 cm), followed by Pacific sardine, Pacific Mackerel, and jumbo squid with diets varying over time.
- Late Juveniles and Subadults (males > 100 cm FL to < 180 cm FL; females > 100 cm FL to < 249 cm FL): Epipelagic, neritic and oceanic waters from the U.S. Mexico border to the U.S. Canadian border offshore to the 200 mile EEZ. Mako Sharks of this size feed opportunistically on a high diversity of prey.
- Adults (males > 180 cm FL; females > 249 cm FL): Epipelagic, neritic and oceanic waters from U.S. Mexico border to the U.S. Canadian border offshore to the 200 mile EEZ. Studies have shown that adult mako sharks feed opportunistically on a high diversity of prey including larger and faster prey, such as marine mammals and small sharks.

### 1.3 Blue Shark (*Prionace glauca*)

#### 1.3.1 General Distribution

Blue Sharks (*Prionace glauca*) are globally distributed from tropical to temperate waters occurring in epipelagic, neritic and oceanic waters (Figure 3a). In the eastern Pacific, the blue shark occurs from the Gulf of Alaska to Chile, although abundance is low in equatorial waters. In the eastern North Pacific, they are commonly found in offshore and coastal waters of the western United States, Canada and Mexico (Compagno 1984).

Across the North Pacific there is considerable segregation by sex and size. Based on an analysis of catch data on the high seas, Nakano and Seki (2003) reported that mating takes place in early summer at 20-30° N in the North Pacific Transition Zone. The pupping and nursery grounds areas are located in the Subarctic Boundary and Transition Zone where there is a large prey biomass for the juveniles. On reaching maturity, blue sharks apparently migrate to the subtropics and tropics to join the reproductively active population.

Analysis of both catch and tagging data reveals that while sharks across sex and size classes occur in the U.S. EEZ (Figure 3a), segregation is also apparent in the California Current (Urbisci et al. 2013; Sippel et al. 2016; Maxwell et al. 2019; Nosal et al. 2019). Juvenile blue sharks are found along the entire California

Current region from Canada to the tip of Baja with the larger sharks occurring from California south. Among adult-sized sharks, females dominate in the observed drift gillnet catch north of Monterey Bay, and adult males predominate to the south, especially in the SCB (Urbisci et al. 2013).

The SCB ecoregion has long been considered a pupping and nursery area for blue sharks (Hanan et al. 1993, Holts et al. 2001) based primarily on the prevalence of pups and small juveniles in this region. However, Nosal et al. (2019), in combination with previous studies, suggest that the nursery area extends to the waters off Oregon (approximately 27.7–46.2° N) primarily over the continental margin, but off the continental shelf.

Blue sharks are tolerant of a relatively wide range of water temperatures. Satellite tagging data showed that blue sharks in the eastern North Pacific were found in SST between 9° and 29°C with adults in the warmer temperatures and subadults in the cooler temperatures (Nasby-Lucas et al. in prep). Late juveniles/subadults that occur off Canada were found in SST from 9 to 29 °C (average 18 °C) while adult blue sharks were found in SST from about 14 to 29 °C (average 20 °C) (Nasby-Lucas et al. in prep<sup>1</sup>).

### 1.3.2 Growth and Development

Maximum reported size for the Blue Shark is 396 cm TL (326 cm FL) (Bigelow and Schroeder 1948), but blue sharks taken off the U.S. West Coast average much smaller (Cailliet and Bedford 1983) and are seldom over 260 cm TL (214 cm FL) (Strasburg 1958, OR/CA drift net observer data). For Blue Shark in the Pacific Ocean, Fujinami (2017) reports size and age at 50% maturity in males is 175.1 cm FL and ~5 years old, and for females at 170.5 cm FL and ~5 years old. Maximum age is estimated to be at least 20 years (Cailliet and Bedford 1983; Nakano 1994; Skomal and Natanson 2003).

Fork length (FL) to total length (TL) and total length (TL) to pre-caudal length (PCL conversions are (Sippel et al. 2016):

$$TL = (FL * 1.189) + 3.192$$

$$PCL = (TL * 0.748) + 1.063$$

Using the Von Bertalanffy equation where  $\alpha$  is age,  $k$  is the growth coefficient,  $t_0$  is the theoretical age when size is zero, and  $L_\infty$  is asymptotic size.

$$L(\alpha) = L_\infty (1 - e^{-k(\alpha - t_0)})$$

Fujinami et al. (2019) estimated parameters of the von Bertalanffy growth function: for males,  $L_\infty$  was 284.9 cm PCL,  $k$  was 0.117 yr<sup>-1</sup>, and  $t_0$  was -1.35 yr, and, for females,  $L_\infty$  was 257.2 cm PCL,  $k$  was 0.146yr<sup>-1</sup>, and  $t_0$  was -0.97 yr.

### 1.3.3 Trophic interactions

Blue sharks forage on a broad range of prey including fish, squid and crustaceans and are considered generalists (Preti 2020). In coastal waters off the U.S. West Coast, blue sharks feed on anchovy, Jack mackerel, Pacific hake, flatfishes, Spiny Dogfish (*Squalus acanthias*), squids and pelagic crustaceans including euphausiids (Tricas 1979; Harvey 1989; Brodeur et al. 1987, Preti 2020). Harvey (1989), sampling predominantly immature Blue Shark (most 130-190 cm TL) in Monterey Bay (N=150), CA, found blue sharks

---

<sup>1</sup> Nasby-Lucas, N., H. Dewar, O. Sosa-Nishizaki, J. Wraith, O. Snodgrass, J. Hyde, R. Vetter, J. King, M. Hutchinson, M. Scott, B. Block, D. Holts, and S. Kohin. In prep. Movements of electronically tagged Blue Sharks (*Prionace glauca*) in the central and eastern North Pacific Ocean

seasonally fed predominantly on northern anchovy, euphausiid swarms (primarily *Thysanoessa spinifera*), and Pacific hake. spiny dogfish, Pacific herring (*Clupea pallasii*), and five genera of squid were also consumed. Brodeur et al. (1987) examined the diet of 14 blue sharks (100-333 cm TL) captured off Washington and Oregon. Diet items, in descending order of importance, were Pacific hake, northern anchovy, flatfishes, Pacific herring and squid (flatfishes were taken predominantly in the warm water year of 1983).

In the most comprehensive study conducted to date, Preti (2020) sampled 205 blue sharks from 2002 to 2014 (61 to 249 cm FL) and found that 150 stomachs contained 46 prey taxa with *Gonatus* spp. and jumbo squids representing the most important prey. While *Gonatus* was important in all areas, other prey items shifted in importance regionally. *Argonauta* sp. was significantly more important within the SCB (Preti 2020).

In addition to varying spatially, Blue Shark diets vary temporally. Preti (2020) found that cephalopods were the most important in general, except for 2002 and 2006 when crustaceans were the most important prey item (pelagic red crab and euphausiids respectively). Jumbo squid was the most important prey item in 2003, and in 2008 through 2010. No jumbo squid was present in the diet in 2011, 2013 and 2014. *Gonatus* spp. was the most important prey in 2005 and 2012. The importance of *Gonatus* spp., jumbo squid, *Argonauta* sp., *Histioteuthis dofleini*, *Octopoteuthis* sp. and unidentified euphausiids in the diet varied significantly between different years over the study period.

Diet composition was also found to change with shark size. Preti (2020) found that for blue sharks <109 cm FL Pacific euphausiids were the most important prey item (although this result is biased due to a large number of this prey found in a single stomach) followed by *Gonatus* spp. and *Argonauta* sp. *Gonatus* spp. ranked first in importance for blue shark between 110-149 cm FL, followed by jumbo squid and *Argonauta* sp. Jumbo squid ranked first in importance for blue sharks > 150cm FL, followed by *Gonatus* spp. and *Octopoteuthis* sp. One large specimen fed on an unidentified cetacean. The number of taxa consumed increased with body size, demonstrating an ontogenetic expansion of diet rather than a shift in prey types. Sciarrotta and Nelson (1977) noted that the blue shark fed around the clock but was more active at night, with highest activity in the early evening. These authors observed a twilight movement from offshore to shallower waters around Santa Catalina Island, California, during March and June, but a shift to offshore waters during late June to October, suggesting a response to a change in prey availability.

#### 1.3.4 Migrations, movements and stock structure

The International Scientific Committee Shark Working Group (ISC SHARKWG) recognizes two stocks in the Pacific Ocean, north and south, based on biological and fishery data. Relatively few blue sharks are encountered in the tropical equatorial waters that separate the two stocks. Tagging data demonstrate long distance movements and a high degree of mixing of blue sharks across the North Pacific Ocean (ISC 2022a).

Blue Shark is highly migratory with movement patterns associated with reproduction and prey distribution (Nakano and Stevens 2008). They exhibit seasonal movements both on the high seas and in coastal waters. In coastal waters, mature females are thought to start their northward journey in early spring as warm water moves northward, while juveniles of both sexes follow closely; large males start later and tend to stay further offshore (Hanan et al. 1993). Nakano (1994) has proposed a migration model for Blue Shark in the North Pacific on the high seas where birth occurs in early summer in nursery areas located at 35-45° N, then 1-5 year old females move north of these latitudes, while 2-4 year males move south. In coastal waters, observer data examined from the California drift gillnet fishery from 1990-2017 show that YOY- juvenile blue sharks are commonly encountered north of Point Conception, CA (34° 34' N) well into waters off Oregon and Washington (Nosal et al. 2019). Electronic tagging studies conducted on blue sharks tagged off Southern California, Canada and Hawaii, showed that late juveniles/subadults utilized the entire U.S. west coast EEZ from the Mexican border to the Canadian border, while adults utilized the region south of approximately 37° N seasonally, with mature males traveling offshore west towards Hawaii and mature females traveling south to the Equatorial Counter Current region (Nasby-Lucas et al. in prep).

### 1.3.5 Reproduction

Blue sharks are viviparous with young nourished first by a yolk sac, then by a maternal placental connection. Litters average about 35.5, with maximum litter size reported at 135; gestation period is estimated to be 11 months (Strasburg 1958; Nakano and Stevens 2008; Fujinami et al. 2017). Reproduction has been reported as seasonal in most areas, with birth often in spring or summer (Pratt 1979; Nakano 1994; Stevens 1983), although periods of ovulation and parturition may be extended (Strasburg 1958; Hazin et al. 1994). Off California, parturition reportedly occurs in early spring, and mating occurs during late spring to early winter (Hanan et al. 1993). Although Hanan et al. (1993) suggest that the SCB is a major pupping and nursery area for this species, the pattern of young pups in the observed drift gillnet catch suggest the nursery habitat may also extend northward to off the Columbia River mouth, and primarily offshore of the 100 fm isobath (Nosal et al. 2019).

### 1.3.6 Essential Fish Habitat for Blue Shark (Figure 3b)

Here the EFH is defined using a combination of data sources provided in the previous sections on blue sharks (i.e., 1.3.1-1.3.65) as well as expert opinion. Combining sexes and age classes the EFH includes the entire U.S. EEZ seaward of the 12 m depth contour. While blue sharks may occur in shallow water <12 m, they occur primarily in deeper waters and these shallow regions including bays and estuaries are not considered essential. The high productivity and presence of diverse fish, squid and crustacean species and habitat along the continental margins make the California Current EFH a suitable habitat for feeding and growth to maturity for blue sharks.

- Neonate and Early Juveniles (< 83 cm FL): YOY blue sharks spend most of their time over the continental margin, but off the continental shelf. Blue shark nursery areas extend along the continental margins of the SCB ecoregion, north through Oregon (approximately 32–46.2° N). Young blue sharks off California have been found to feed heavily on pelagic cephalopods, with *Gonatus* spp. and paper nautiluses *Argonauta* spp. being the most important.
- Late Juveniles and Subadults (males > 82 cm FL and < 175 cm FL; females > 82 cm FL and < 170 cm FL): Epipelagic, oceanic waters from the U.S. - Canadian border to the U.S. – Mexican border. Within the U.S. west coast EEZ they are known to feed on northern anchovy, Pacific hake, squid, spiny dogfish, Pacific herring, flatfishes, and opportunistically on surface-swarms of euphausiids, and inshore spawning aggregations of market squid. A recent study showed *Gonatus* spp. ranked first in importance followed by jumbo squid and *Argonauta* spp.
- Adults (males > 175 cm FL; females > 170 cm FL): Epipelagic, oceanic waters in the region from northern California to the U.S. – Mexican border. A recent study showed jumbo squid ranked first in importance followed by *Gonatus* spp. and *Octopoteuthis* spp. Larger specimens may feed on marine mammals, including pinnipeds and cetaceans. The relatively warmer and productive waters off California make this a suitable feeding habitat for adult blue sharks.

## 2.0 TUNAS

Tunas are members of the tribe Thunnini in the family Scombridae. Overall, they are both important predators and prey and through much of their range support recreational and commercial fisheries. Tunas are unique in possessing a high metabolic rate and vascular heat exchanger systems that allow them to elevate body temperature above water temperature. The five tunas included in the FMP fall into two categories, the tropical tunas (bigeye, skipjack and yellowfin tuna) and temperate tunas (bluefin and albacore tuna). Tuna abundance, as inferred from landings, varies over time and space.

## 2.1 Albacore Tuna (*Thunnus alalunga*)

### 2.1.1 General Distribution

Albacore tuna (*Thunnus alalunga*) are a highly migratory, epipelagic, and mesopelagic species found in tropical and temperate waters of all the oceans (Figure 4a). In the western Pacific, their distribution extends in a broad band between 40° N and 40° S, whereas in the eastern Pacific catch is rare in equatorial waters. Their range in the Northeastern Pacific extends from the tip of Baja California to British Columbia (Collette and Graves 2019). The areas of highest abundance in the California Current have historically been in the SCB and the waters off Oregon and Washington, although there is high variability in the abundance and distribution of albacore in the California Current related to changes in environmental variables and flexibility in foraging strategies (Muhling et al. 2019). There are two known stocks with the northern stock occurring in the North Pacific (ISC 2020).

For the North Pacific stock, spawning occurs in tropical and subtropical waters in the central and western Pacific Ocean (Forman 1980; Nishikawa et al. 1985). Miller (1979) found a relatively high concentration of albacore larvae around the Hawaiian Islands. Similarly, Leis et al. (1991) found high concentrations of tuna larvae, including albacore, at sample sites near coral reefs on three islands in French Polynesia. It may be that Islands features provide important habitat for larval albacore. Small juvenile albacore have also been found in coastal waters from several areas in the Western Pacific including the Mariana Islands, Japanese coastal waters, Fiji, waters east of Australia and Tuvalu, and from Hawaiian waters. Juvenile albacore recruit to the California Current region starting around 2 years of age and return to forage each summer until they move to spawning grounds in the Central Tropical Pacific at approximately 5 years of age (Childers et al. 2011; Wells et al. 2013b) (Figure 4a).

The distribution of albacore is influenced by oceanography with the largest studies being conducted with juveniles. Juveniles are often found near oceanic fronts or temperature discontinuities. Laurs and Lynn (1991) describe the distribution of juveniles in terms of the North Pacific Transition Zone that lies between the cold, low-salinity waters north of the sub-arctic front and the warm, high salinity waters south of the subtropical front (between 40° and 20-35° N). More recent archival tagging studies show that in addition to the NPTZ, the offshore waters from Canada through the Baja Peninsula are also important in the eastern Pacific Ocean (Childers et al. 2011; Muhling et al. 2019). For juvenile albacore tagged in the eastern Pacific Ocean, 99% of SST was between 12 and 21 °C.

Archival study by Childers et al. (2011) found that albacore had a broad range of vertical behaviors. In southern portions of the California Current, juvenile albacore made frequent dives to depths exceeding 200 m during the day and remained in the surface mixed layer at night, whereas off Oregon and Washington they remained near the surface both day and night. Water temperatures encountered ranged from 3.3 to 22.7 °C.

### 2.1.2 Growth and Development

North Pacific albacore mature at approximately 5 years of age, with size at 50% maturity in females estimated to be 87.5 cm FL, and maximum longevity is believed to be around 21 years (Wells et al. 2013b, Ashida et al. 2020). According to Bartoo and Foreman (1994) albacore in the North Pacific have the following size at age: 1 yr-35 cm, 2- 52 cm, 3- 65 cm, 4-76 cm, 5- 85 cm, 6- 93 cm FL.

Using the von Bertalanffy equation where  $\alpha$  is age,  $k$  is the growth coefficient,  $t_0$  is the theoretical age when size is zero, and  $L_\infty$  is asymptotic size.

$$L(\alpha) = L_\infty(1 - e^{-k(\alpha - t_0)})$$

Xu et al. (2016) estimated the following parameters for albacore:  $L_{\infty} = 111.6$  cm,  $K = .241$  yr<sup>-1</sup>, and  $t_0 = 0.047$  yr.

### 2.1.3 Trophic Interactions

Albacore are considered to feed opportunistically, with fish, squid and crustaceans as the dominant prey. There have been multiple studies that have examined stomach contents demonstrating that while small schooling fish are overall dominant in diets, there is high variability in time and space. The most recent study by Nickels et al. (2023) is the most comprehensive and compiled data from 3 regions across 13 years.

Nickels et al. (2023) found that important prey include northern anchovy, rockfishes (*Sebastes* spp.), boreal clubhook squid (*Onychoteuthis borealijaponica*), Euphausiids (Order: Euphausiidae), and Amphipods (Order: Amphipoda), each contributing > 5% mean proportional abundance. Over time, diet variability mostly reflected changes in the relative importance of common prey species rather than the inclusion of novel prey. They found that albacore switch between generalist and specialist foraging strategies under different environmental conditions. Regional averages of the Biologically Effective Upwelling Transport Index (BEUTI), surface chlorophyll-a, and sea surface temperature (SST) over the first six months of the year best explained diet variation. Low BEUTI was associated with specialization on northern anchovy, while higher BEUTI diets varied with region and SST.

Muhling et al. (2019) used catch logbook data and trawl survey records to investigate how juvenile albacore in the California Current use their oceanographic environment, and how their distributions overlap with the habitats of four key forage species. They showed that northern anchovy and Pacific hake habitat are associated with productive coastal waters found more inshore of core juvenile albacore habitat, whereas Pacific sardine and boreal clubhook squid habitat overlaps more consistently with that of albacore. The prey consumed impacts the availability to fishers.

### 2.1.4 Migrations, movements and stock structure

There are two populations of albacore in the Pacific, one in the northern Hemisphere and one in the Southern Hemisphere. The albacore in the North Pacific are managed as one population (ISC 2020).

Albacore have complex migration patterns based on life history stage. From the spawning grounds in the central and western Pacific, albacore recruit to the California Current region starting around 2 years of age. They return to forage each summer until they return to the spawning grounds in the Central Tropical Pacific at approximately 5 years of age. The largest migrations are undertaken by pre-adults, 2-4 years old.

Juvenile albacore found along the North America coast in summer and fall months move offshore in the winter and spring. Childers et al. (2011) showed 5 patterns of movement away from the northern California Current. Albacore migrated 1) far offshore between 150 and 180° W during the winter and returned to the northern region off OR and WA the following summer, 2) west and south during the winter then into the southern California Current the following summer 3) into the central North Pacific during the winter then into the western Pacific the following spring, presumably to spawn, 4) west to offshore areas between 130 and 140° W during the winter and returning to the southern California Current the following summer, 5) overwintered along the Baja peninsula and returned to the SCB the following summer.

Vertical habitat use varied with region (Childers et al. 2011). Tagged juvenile albacore were found to exploit deeper waters off Baja California, Mexico, making frequent dives to depths exceeding 200 m during the day and remaining in the surface mixed layer at night. Off Oregon and Washington, where mixed layer depths are shallow and Chl-a concentrations are high, they remained near the surface both day and night. As albacore moved offshore to the west, the vertical habitat use deepened, corresponding with the increased depth of the deep scattering layer.



### 2.1.5 Reproduction

Like all tunas, albacore are broadcast spawners. Spawning occurs in the tropical and subtropical waters in the central and western Pacific. Foreman's (1980) map shows a spawning area that is centered on 20° N and 160° E and does not extend east of about 150° W. Ashida et al. (2020) examined the reproductive traits of albacore tuna in the western North Pacific. Sex ratios shift with size, in juvenile and subadult size classes the ratio is 1:1 whereas at larger size classes (above 95 cm FL) males dominate. They found evidence of active spawning in all months except for January with most spawning occurring in April through September. The estimated batch fecundity and relative batch fecundity (mean  $\pm$  SD) were  $1.16 \pm 0.67$  million oocytes and  $59.1 \pm 31.5$  oocytes/g, respectively (fork length range: 88.6–104.8 cm) with fecundity increasing with fork length.

### 2.1.6 Essential Fish Habitat for Albacore Tuna (Figure 4b)

Here the EFH is defined using a combination of data sources provided in the previous sections on albacore tuna (i.e., 2.1.1-2.1.5) as well as expert opinion. The EFH for albacore tuna include the entire West Coast U.S. EEZ seaward of the 12 m depth contour. While albacore tuna may occur in shallow water <12 m, they occur primarily in deeper waters and these shallow regions including bays and estuaries are not considered essential. The high productivity and presence of diverse fish, squid and crustacean species make the California Current a suitable habitat for feeding and growth to maturity for juvenile albacore tuna.

- Eggs and Larvae - No habitat within the U.S. West Coast EEZ.
- Juvenile (~50 to < 85 cm FL): Oceanic, epipelagic waters from the U.S. Mexico EEZ border north to the U.S.-Canada border. Albacore feed on small fishes (northern anchovy, rockfish spp., boreal clubhook Squid and crustaceans (amphipods, euphausiids).
- Adult (>85 cm FL): Adulthood is defined by the ability to reproduce rather than size. Thus, while some fish >85 cm are landed in the EEZ these fish are not reproductively mature and thus, not adults. Following this logic, adult abacore are not found in the EEZ and consequently adult albacore EFH is not found within the U.S. west coast EEZ.

## 2.2 Bigeye Tuna (*Thunnus obesus*)

### 2.2.1 General Distribution

Bigeye tuna (*Thunnus obesus*) are circumglobal in tropical and warm-temperate seas, occupying epi- and mesopelagic waters (Figure 5a). In the western Pacific their distribution stretches between northern Japan and the north island of New Zealand and in the eastern Pacific from 40° N to 30° S (Calkins 1980; Miyabe and Bayliff 1998). There is limited information on the occurrence of bigeye tuna in the west coast U.S. EEZ. While these datasets do not show the complete picture and species misidentification is a concern (small yellowfin and bigeye look very similar) data reveals limited landings in the CPVF logbooks and even less length data. A search of both the DGN observer database and the RecFIN database shows only 1 bigeye tuna record for a 61 cm fish in 2004. In 2022 fishermen off Northern California reported landing bigeye tuna ~140-180 cm FL. While landings occur, bigeye tuna are rare in the U.S. west coast EEZ.

Bigeye tuna spawn in tropical waters across the equatorial Pacific (Nishikawa et al. 1978, 1985, Calkins 1980, Collette and Graves 2019) although larvae are most common in warm surface waters between 30° N and 20° S and are relatively more abundant in the western and eastern Pacific (Reglero et al. 2014). Bigeye larvae appear to be restricted to the mixed layer well above the thermocline and at depths less than 50 to 60 m (Matsumoto 1961). The distribution of juvenile bigeye tuna less than 35 cm FL is not well known but is assumed to be similar to that of larvae (i.e., occupying warm surface waters).

The distribution of juveniles greater than 35 cm FL is better understood than smaller fish, as they begin to enter catch statistics.

Juvenile and subadult bigeye of 35 cm to 100 cm are regularly taken in the eastern and western Pacific purse seine fisheries, usually on sets made in association with floating objects (Hampton and Bailey 1993). Adults also aggregate around drifting flotsam and anchored buoys, though to a lesser degree than juvenile fish. Juvenile bigeye form mono-specific schools of similar-sized fish at or near the surface, or they may be mixed with skipjack and/or juvenile yellowfin tuna (Calkins 1980). Larger juvenile and subadult bigeye appear in higher latitude fisheries. Fish taken in the northern longline fishing grounds around 30° N are immature adults or spent spawners (Calkins 1980). Adult bigeye are distributed across the tropical and temperate waters of the Pacific.

SST in which the species has been found range from 13 to 29 °C (Collette and Nauen 1983). In a 2019 report, Lopez et al. examined observer data for tropical purse seine fisheries. They found that for small, medium and juvenile size classes the most important predictor of elevated bigeye catch was temperature at 100 m (20-28 °C) and that for these size classes, SST did not account for >5% variability. In contrast, for adult bigeye (>15kg) while temp at 100 m was also important it ranked second behind salinity, the range was lower (15-28 °C) and, SST accounted for 8.6% of the variability with the peak in catch at 21 °C.

Data from electronic tags provide insight into vertical habitat use. Schaefer et al (2015) analyzed the vertical behavior of 65 bigeye tuna (estimated size range 48–130 cm fork length) in the equatorial Pacific Ocean and the Coral Sea. They found that vertical movements became progressively deeper from east to west. In additional depths were deeper at larger body size and when the thermocline depth increased in the eastern Pacific Ocean during El Niño events. Overall, bigeye tuna have been shown to dive to more than 1000 m where temperatures were less than 3 °C. These fish have been shown to exhibit diel vertical migrations with depths of less than 50 m at night, and during the day diving to depths associated with the deep scattering layer during the day (Schaefer and Fuller 2002, Schaefer et al. 2015).

### 2.2.2 Growth and Development

Bigeye tuna are relatively fast growing and have a maximum FL of about 200 cm (Aires-da Silva et al. 2015; Farley et al. 2017).

Available data indicate that bigeye tuna in the WCPO become reproductively active from about 80 cm FL, and nearly all individuals >120 cm FL are reproductively mature (Farley et al. 2017). For the central and eastern Pacific Zhu et al. (2010) reported the onset of maturity at 94 cm FL with a size at 50% maturity of 108 cm. Maximum age has been estimated at around 16 years (Farley et al. 2006).

Farley et al. (2020) looked at the standard von Bertalanffy and Richards growth models and found that the Richards model was preferred based on statistical tests and residuals analysis. The Richards growth model is defined as

$$L_t = L_{\infty} (1 - 1/b * e^{-k(t-t_0)})^b$$

where all parameters are defined as for the von Bertalanffy model except  $t_0$  now determines the point of inflection and  $b$  governs the shape of the curve. The resulting Richards model parameter estimates using only high readability age determinations were  $L = 161.1$  cm FL,  $k = 0.24$  yr<sup>-1</sup>,  $b = 0.58$  and  $t_0 = 2.26$  yr.

### 2.2.3 Trophic Interactions

Bigeye tuna are considered opportunistic feeders, and their forage base is made up of a variety of fish, crustaceans, squid, and gelatinous creatures (Sund et al. 1981; Josse et al. 1998; Bertrand et al. 2002; Duffy et al. 2017). Larvae consume epi- or mesopelagic prey including zooplankton before shifting to fish larvae at the late larval and early juvenile stages. Young juvenile bigeye feed opportunistically during day and night (Collette and Nauen 1983), on fish, crustaceans, and cephalopods. Large juveniles and adults exploit the deep scattering layer, consuming mesopelagic fishes, cephalopods, and crustaceans at depths to 300–500 m during the day, and in surface waters at night (Dagorn et al. 2000; Schaefer and Fuller 2010;

Vaske et al. 2012) with time-at-depth and foraging depth increasing with body size. Duffy et al. (2017) reported that while small bigeye in the eastern Pacific Ocean fed mostly on ommastrephid squids, larger bigeye tuna showed high diet diversity consuming a mix of squid, crustaceans, and fishes, including deep-dwelling or vertically migrating micronekton (e.g., ommastrephid squids, alepisaurid, myctophid, and paralepidid fishes). Bigeye are opportunistic feeders, foraging broadly across a range of habitats and taxa.

#### 2.2.4 Movements and Stock Structure

A range of approaches have been used to examine stock structure of bigeye tuna in the Pacific including genetics, otolith microchemistry, differences in growth rates and tagging studies. There is currently no clear evidence for population structure in the Pacific Ocean although authors agree more work is needed. (McKechne et al. 2015; Moore et al. 2020). Given their largely continuous distribution across the tropical Pacific, and capacity to make large-scale movement it is considered unlikely that multiple discrete populations exist. What is considered most likely is separation by distance, with locations farther apart having the greatest divergence (Moore et al. 2020). The most recent stock assessment concluded that conducting separate assessments in the western and central Pacific Ocean and eastern Pacific Ocean was appropriate (McKechne et al. 2015).

Studies examining seasonal migrations show a range of patterns. Tagging studies using both archival and conventional tags show that the majority of tagged bigeye are recaptured in the general regions of their release (i.e., within 1,500 nautical miles) although they are capable of larger-scale movements (i.e. >4,000 nautical miles) (Schaefer et al. 2015; Moore et al. 2020). While longitudinal (N-S) movements are common and occur seasonally, latitudinal movements (E-W) are thought to be less extensive (Schaefer et al. 2015; Moore et al. 2020). The species appears to move freely within broad regions of favorable water temperature and dissolved oxygen values.

#### 2.2.5 Reproduction

Bigeye tuna are serial spawners, capable of repeated spawning at near daily intervals with batch fecundities of millions of ova per spawning event (Nikaido et al. 1991). Spawning spans broad areas of the Pacific and occurs throughout the year in tropical waters and seasonally at higher latitudes at water temperatures above 23 or 24 °C (Kume 1967). Spawning takes place during the afternoon or evening hours at or near the surface (McPherson 1991). Eggs are epipelagic, buoyed at the surface by a single oil droplet until hatching occurs. The early larval stages of bigeye and yellowfin are difficult or impossible to differentiate without allozyme or mitochondrial DNA analyses (Graves et al. 1988).

Zhu et al. (2010) studied the reproductive biology of bigeye tuna in the eastern and central tropical Pacific. Here the main spawning period of bigeye tuna was between March and November although statistically, female and male bigeye tuna had no significant reproductive seasonality.

#### 2.2.6 Essential Fish Habitat for Bigeye Tuna (Figure 5b)

Here the EFH is defined using a combination of data sources provided in the previous sections. Bigeye tuna (i.e., 2.2.1-2.2.5) as well as expert opinion. The occurrence of bigeye tuna in the U.S. West Coast EEZ is not common, and typically occurs in warm water years. EFH for bigeye tuna includes oceanic, epipelagic, and mesopelagic waters from the U.S.-Mexico EEZ border north to Point Conception, CA (34° 34' N), seaward of the 12 m depth contour. Habitat is concentrated in the SCB primarily south of 34° N latitude. While bigeye tuna may occur in shallow water <12 m, they occur primarily in deeper waters and these shallow regions including bays and estuaries are not considered essential. The high productivity and presence of diverse fish, squid and crustacean species make the California Current a suitable feeding habitat for Juvenile and adult bigeye tuna.

- Eggs and Larvae: No habitat within the U.S. West Coast EEZ.

- Juvenile (< 108 cm FL): Oceanic, epipelagic, and mesopelagic waters from the U.S.-Mexico EEZ border north to Point Conception, CA (34° 34' N). Feeding appears to be opportunistic at all life stages, with prey items consisting primarily of crustaceans, cephalopods, and fishes. Sternoptychids, gempylids, paralepidids, and myctophids are important prey items.
- Adult (>108 cm FL): Oceanic, epipelagic, and mesopelagic waters from the U.S.-Mexico EEZ border north to Point Conception, CA (34° 34' N). Feeding appears to be opportunistic at all life stages, with prey items consisting primarily of crustaceans, cephalopods, and fishes. Sternoptychids, gempylids, paralepidids, and myctophids are important prey items.

## 2.3 Northern Bluefin Tuna (*Thunnus orientalis*)

### 2.3.1 General Distribution

The northern bluefin tuna (*Thunnus orientalis*) is a highly migratory, epipelagic, and mesopelagic species found in tropical and temperate waters. It is present throughout much of the Pacific Ocean and enters the eastern Indian Ocean (Figure 6a). In the western Pacific, especially west of 180°, Hawaiian Islands, the distribution extends southward to off New Zealand, eastern Australia, and New Guinea, and westward to Japan, the East China Sea and the Philippines (Tomlinson 1996; Bayliff 2001). Bluefin are known to spawn only in the Sea of Japan, the East China Sea, and off the Pacific coast of Japan (Bayliff 1994; Schaefer 2001; Tanaka et al. 2020; Dewar et al. 2022), with most larvae collected where sea surface temperatures (SST) are 24–28 °C (Ohshimo et al. 2017). Some portion of juvenile fish migrate from spawning grounds in the western Pacific at ages 0-3 years to forage in the California Current System before returning west at ages 3-7+ years (Boustany et al. 2010, Madigan et al. 2017). The general range of the species in the eastern North Pacific is from as far south as the tip of the Baja Peninsula, Mexico. To the north, bluefin tuna have occurred as incidental catch in the drift gillnet fishery off the U.S. West coast north to near 47° N latitude off Grays Harbor, Washington, with occasional records off Vancouver, B.C. and to Shelikoff Strait in Alaska, but only during extreme warm water years (Radovich 1961; Squire 1983).

In the western Pacific off Japan, optimal SST for juveniles are reported as between 14 and 20 °C (Inagake et al. 2001; Itoh et al. 2003; Kitagawa et al. 2007), but small juvenile fish (15-31 cm FL) have been caught by Japanese coastal fishers in warmer water, as high as 29 °C. In the eastern Pacific, Boustany et al. 2010 found that SST experienced by tagged fish ranged from 11-26 °C, but that the mean daily SST for this study was 14-21 °C. Bayliff (1994) provides maps of the areas of the North Pacific bounded by the 17 and 23 °C isotherm by season; in winter this band is centered on 30° N latitude and in summer on 40° N.

Runcie et al. (2019) examined the effects of local oceanic conditions (SST, surface chlorophyll, sea surface height, eddy kinetic energy), as well as large-scale oceanographic phenomena, such as El Niño, on bluefin tuna availability to commercial and recreational fishing fleets. Results from generalized additive models showed that warmer temperatures of around 17–21 °C with low surface chlorophyll concentrations (<0.5 mg/m<sup>3</sup>) increased probability of occurrence of bluefin tuna in the Commercial Passenger Fishing Vessel and purse seine fisheries.

Bluefin tuna off the U.S. West Coast have been caught during every month of the year, but most fish are taken spring through fall (Bayliff 2001; James et al. 2021). Across years most landings in the eastern Pacific Ocean have been for fish under 3 years of age and less; 90% of landings are for fish that are 130 cm FL or less, corresponding to age 3. There are, however, periods where larger fish are landed. Larger fish occurred more regularly earlier in the 20<sup>th</sup> century, judging from early accounts from the historic Catalina Tuna Club (e.g., Collins 1892; Holder 1914). Catches of exceptionally large-sized bluefin were made by purse seiners in the eastern Pacific during November and December of 1988 (Foreman and Ishizuka 1990). More recently, larger fish were landed with increased frequency starting in 2016 and continuing through 2022 (James et al. 2021, NOAA unpublished data).

### 2.3.2 Growth and Development

Pacific bluefin tuna grow rapidly and reach a maximum size of around 3 m (Colette 1995). The current stock assessment (ISC 2022b) considers that 100% of PBF are mature at age five. Although bluefin older than five are caught in the eastern Pacific Ocean, there is no evidence of spawning within the U.S. west coast EEZ (Dewar et al. 2022).

Estimates of length and growth have been complicated for several reasons including differences in birth dates and seasonal variability in growth. The ISC used a simple VBGF to estimate bluefin age from length for the 2022 stock assessment. Bluefin tuna grow rapidly to age 5 (approximately 160 cm FL), after which growth slows down. At age 12, the fish reach 226 cm FL, corresponding to 90% of the maximum FL of this species (ISC 2022b). The potential life span of bluefin tuna is at least 20 years old.

Using the von Bertalanffy equation where  $L_1$  and  $L_2$  are the length (cm) associated with ages (year) near the first ( $A_1$ ) and second ( $A_2$ ) ages,  $L_\infty$  is the asymptotic average length-at-age, and  $K$  is the growth coefficient ( $y^{-1}$ ).

$$L_2 = L_\infty + (L_1 - L_\infty)e^{-K(A_2 - A_1)}$$

Fukuda et al. (2015) estimated the following parameters for bluefin:  $K$  at  $0.188 \text{ yr}^{-1}$  and  $L_1$  and  $L_2$  at 19.05 cm and 118.57 cm for age 0 and age 3, respectively.

### 2.3.3 Trophic Interactions

Bluefin tuna are considered to feed opportunistically, with fish squid and crustaceans as the dominant prey. There have been multiple studies that have examined stomach contents demonstrating that while small schooling fish are overall dominant in diets, there is high variability in time and space. Pinkas et al. (1971) examined purse seine-caught bluefin off California and Baja California, Mexico in 1968 and 1969 and found that the northern anchovy was the primary food, overshadowing all other ingested species followed by pelagic red crab, and Pacific Saury. Madigan et al. (2015) found that in stomach samples taken in the SCB, the most important prey items were Pacific sardine, Jack mackerel, jumbo squid, and midwater eelpout (*Melanostigma pammelas*). In contrast, in a more comprehensive study covering 9 years, (Portner et al. 2022) reported that bluefin forage on a broad diversity of fishes, squids, and crustaceans in the SCB, including high energy epipelagic prey such as anchovies and sardines, as well as large numbers of mesopelagic prey such as myctophids, hyperiid amphipods, and enoploteuthid squids. Bluefin tuna is an opportunistic predator that can exhibit distinct foraging behaviors to exploit diverse forage communities across habitats.

### 2.3.4 Migrations, Movements and Stock Structure

Pacific bluefin tuna are considered a single stock throughout the Pacific, although their migratory patterns within this region are complex. Several archival tag studies have shown that bluefin tuna migrate from the western Pacific Ocean along the North Pacific Transition Zone at ages 0-3 years to forage in the California Current System before returning west at ages 3-7+ years (Bayliff 1994, 2001; Boustany et al. 2010; Madigan et al. 2017). Archival tagging data successfully downloaded from 15 tagged bluefin tuna have shown that the journey from the western to the eastern Pacific takes an average of 2.5 months (ranging from 1.2 to 5.5 months) (Fujioka et al. 2018).

Within the California Current, electronic tagging studies showed repeatable seasonal movements along the west coast of North America. bluefin tuna were found farthest south in the spring when they were located off southern Baja California, Mexico and farthest north in the fall when fish were found predominantly off central and northern California. Fish showed latitudinal movement patterns that were correlated with peaks in coastal upwelling-induced primary productivity. Interannual variation in the locality of these productivity peaks was linked with a corresponding movement in the distribution of tagged fish. Prey availability can alter the timing and location of bluefin migrations (Boustany et al. 2010; Domeier et al. 2005). Conventional

(Bayliff 1994) and electronic (Block et al. 2011) tagging programs have shown that once bluefin tuna are in the eastern Pacific Ocean, they are typically residential for 1–4 yr, prior to returning to the western Pacific Ocean, presumably to spawn (Kitagawa et al. 2007, Boustany et al. 2010, Block et al. 2011). Although starting in 2016 older fish have been more prevalent in landings off the West Coast (James et al. 2021). When leaving the California Current to return to the West Pacific, fish also use the North Pacific Transition Zone.

### 2.3.5 Reproduction

Bluefin tuna are known to spawn only in the Sea of Japan, the East China Sea, and off the Pacific coast of Japan (Bayliff 1994; Schaefer 2001; Tanaka et al. 2020), with most larvae collected where SST are 24–28°C (Ohshimo et al. 2017). Fish spawning in the Sea of Japan are 3–8 years old, while in the East China Sea they are typically 8 years of age or older (Okochi et al. 2016; Shimose et al. 2009). Batch fecundity increased with fork length; and preliminary estimates of spawning frequency between batches ranged 2–4.5 days based on analysis of postovulatory follicles (Chen et al. 2006).

### 2.3.6 Essential Fish Habitat for Northern Bluefin Tuna (Figure 6b)

Here the EFH is defined using a combination of data sources provided in the previous sections on northern bluefin tuna (i.e., 2.3.1-2.3.5) as well as expert opinion. The EFH for bluefin tuna includes the entire U.S. West Coast EEZ seaward of the 12 m depth contour. While northern bluefin tuna may occur in shallow water <12 m, they occur primarily in deeper waters and these shallow regions including bays and estuaries are not considered essential. The high productivity and presence of diverse fish, squid and crustacean species make the California Current a suitable habitat for feeding and growth to maturity for juvenile bluefin tuna.

- Eggs and Larvae: No habitat within the U.S. West Coast EEZ.
- Juvenile and Adult (>50 cm FL): Oceanic, epipelagic waters from the U.S.-Mexico EEZ border north to U.S.-Canada border, and westward to the outer edge of the EEZ boundary. Major prey of bluefin across sizes in our region are the northern anchovy, Pacific sardine, Pacific Mackerel, jumbo squid, Midwater eelpout, Pacific Saury, squid, and pelagic red crab. Overall, this is a highly opportunistic predator that can exploit a broad range of available prey species across habitats. In a study in the eastern Pacific Ocean using gonad histology none of the females were mature although a few males were considered mature (Dewar et al 2022). Thus, males would be considered adults whereas the females of the same size would not. Regardless, from the perspective of EFH, they share the same habitat, and separation by life history stage is not useful.

## 2.4 Skipjack Tuna (*Katsuwonus pelamis*)

### 2.4.1 General Distribution

Skipjack (*Katsuwonus pelamis*) occur in epipelagic and oceanic regions from tropical to warm temperate waters of all oceans (Figure 7a). In the western Pacific, its habitat is bounded by the 15°C isotherm or roughly between 45° N and S. In the eastern Pacific this range is more restricted due to the basin-wide current regime, which brings cooler water closer to the equator. In the EPO, east of about 145 °W, their range extends to around 30° N and 25° S seasonally. The bulk of skipjack tuna biomass, however, occurs within 10° of latitude from the equator (Fig. 1) (Moore et al 2020). While during El Niño events, skipjack have been found as far north as 50° N along the U.S. West Coast (IATTC 2001b; PFMC 1999) they are more commonly landed in the SCB where fish between 40-60 cm FL dominate landings (92%).

Larval distribution is concentrated in, though not exclusively restricted to, tropical equatorial waters across the Pacific. The distribution was documented in the entire Pacific Ocean by Japanese research vessel net tows (Ueyanagi 1969; Nishikawa et al. 1978, 1985) and summarized more recently by (Buenafe et al. 2022).

Like adults, larvae have a wider latitudinal distribution in the western than in the eastern Pacific. The few areas north of 20° N with relatively high larval abundance include the Hawaiian Islands. Matsumoto et al. (1984) noted that the distribution of juveniles in the Pacific is generally from 35° N to 35° S in the west and between 10° N and 5° S in the east.

Skipjack habitat over their distribution has been described in terms of oceanography. Matsumoto et al. (1984) reported the habitat characteristics in terms of temperature and oxygen saturation: a lower temperature limit around 18 °C; a lower dissolved oxygen level of around 3.5%; and a speculative upper temperature limit, ranging from 33 °C for the smallest skipjack tuna caught. A more recent study in the EPO reported a range of ~20-30 °C and concluded that skipjack in the eastern Pacific Ocean prefer intermediate sea surface temperatures around 25-26 °C (Midenberger and Nielsen 2022).

Data on the vertical movements of skipjack are available from archival tags where fish were observed both on and off fish aggregating devices (FADs). While away from FADs skipjack exhibited bounce dives during the day to between 225 and 400 m, (well below the thermocline) with limited dives at night. During the day fish spent 37% of their time below the thermocline in comparison to 1% at night. In contrast, fish associated with FADs did not dive and spent both day and night above the thermocline (Schaefer et al 2009).

#### 2.4.2 Growth and Development

Skipjack grow rapidly and mature early. Matsumoto et al. (1984) have summarized larval growth, development, and growth to maturity. Once fertilized, eggs hatch in about one day, depending on temperature. They can reach sexual maturity by approximately 40-50 cm FL (as early as 6 months of age) (Ashida et al. 2017; Ohashi et al. 2019). Schaefer and Fuller (2019) reported for the eastern Pacific Ocean that while there was spatial variability, the size at 50% reproduction north of 15° N was ~ 56 cm FL. Maximum size recorded is 111 cm FL and 34.5 kg (Bayliff 1988; Collette 2010; Collette and Graves 2019) and the maximum age is thought to be around 8-12 years. Most fish captured by the industrial purse seine and pole-and-line fisheries are thought to be less than 4 years old.

A reliable means for establishing an age-length relationship does not exist for skipjack. Matsumoto et al. (1984) and Maunder et al (2022) both provide an extensive review of growth estimates. Maunder et al. (2022) compile and compare results from tagging and length frequency data from fisheries. Given the limits of the available data they do not estimate von Bertalanffy growth equation (Maunder et al 2022).

#### 2.4.3 Trophic Interactions

Skipjack are opportunistic feeders, exploiting a range of fish, crustaceans and squid with diets varying across size, time, and space. Matsumoto et al. (1984) reported that smaller skipjack tuna rely mainly on crustaceans for food, presumably zooplankton, and identified 11 invertebrate orders and more than 80 fish families in stomach contents. Off Baja California, Mexico and southern California, pelagic red crab and northern anchovy were reported as the most important constituents of the skipjack's diet, with euphausiids, Pacific Saury and squid also taken (Alverson 1963, sampling in 1957-1959). In a recent study in the tropical and subtropical eastern Pacific Ocean by Fuller et al, (2021), Anchovies dominated diets in both the California and Humboldt currents where upwelling was prominent. In the other regions both coastal and offshore, various epipelagic and mesopelagic fishes were important in diets. At 55 cm FL, skipjack transitioned from eating anchovies, Humboldt Squid, and krill to consuming epipelagic fishes and pelagic red crabs. Across size classes mesopelagic fish were important.

#### 2.4.4 Migrations, Movements and Stock Structure

In the Pacific Ocean, while skipjack tuna have a continuous east-west distribution, there is evidence from genetic and tagging studies for broad stock separation between the western and central Pacific Ocean and the eastern Pacific Ocean (Grewe et al. 2019; Moore et al. 2020).

Skipjack movement is highly variable and has been shown to be influenced by large-scale oceanographic variability (Lehodey et al. 1997, 2001; Senina et al. 2008) and is described as both seasonally and temporally complex (Moore et al. 2020). Pre-recruits are thought to disperse from the central Pacific, arriving in the eastern Pacific at 1 to 1 ½ years old and returning to the central Pacific at 2 to 2 ½ years old (Wild and Hampton 1994, Hunter et al. 1986). Overall, skipjack exhibit N-S movements in the eastern Pacific Ocean between ~20° N and 30° N, coincident with the seasonal movement of the 20 °C surface water isotherm (Fink and Bayliff 1970). They move north in the spring and return south the following autumn and winter with evidence of regional site fidelity (Moore et al. 2020).

#### 2.4.5 Reproduction

Based on observations of the gonad state of mature individuals and the distribution of larvae, spawning in skipjack tuna is considered to occur across the Pacific where SST generally exceed 24 C. Skipjack tuna have been found to spawn throughout the year in tropical regions, and seasonally in subtropical regions, in all major oceans (Matsumoto et al. 1984; Nishikawa et al. 1985; Schaefer 2001; Ashida et al. 2007; Ashida and Horie 2015). The greatest proportion of spawning occurs in waters between 26 and 29 °C (Nishikawa et al. 1985, Schaefer 2001a, Servidad-Bacordo et al. 2012, Ashida and Horie 2015, Schaefer and Fuller 2019).

The estimated average batch fecundity from 129 fish was 296,475 oocytes, and the estimated mean relative fecundity was 54.9 oocytes per gram of body weight. The estimated fraction of mature females in the population spawning per day was 0.21, equivalent to a spawning frequency of 4.76 d, whereas for actively spawning females, the fraction spawning per day was 0.85, equivalent to a mean spawning interval of 1.18 d (Schaefer and Fuller 2019).

#### 2.4.6 Essential Fish Habitat for Skipjack Tuna (Figure 7b)

Here the EFH is defined using a combination of data sources provided in the previous sections on skipjack tuna (i.e., 2.4.1-2.4.5) as well as expert opinion. The EFH for skipjack includes the oceanic, epipelagic waters from the U.S.- Mexico border northward to Point Conception, CA (34° 34' N), seaward of the 12 m depth contour. While skipjack tuna may occur in shallow water <12 m, they occur primarily in deeper waters and these shallow regions including bays and estuaries are not considered essential. The high productivity and presence of diverse fish, squid and crustacean species make the SCB during warm years a suitable feeding habitat for adult skipjack tuna.

- Eggs and Larvae: No habitat within the U.S. West Coast EEZ.
- Juvenile: No habitat within the U.S. West Coast EEZ.
- Adult (~56 cm FL): Oceanic, epipelagic waters from the U.S. - Mexico border northward to Point Conception, CA (34° 34' N) out to the U.S. EEZ boundary. Pelagic red crab, northern anchovy, Euphausiids, Pacific Saury and squid are important components of their diets.

### 2.5 Yellowfin Tuna (*Thunnus albacares*)

#### 2.5.1 General Distribution

Yellowfin tuna (*Thunnus albacares*) are circumglobal in distribution, in tropical and subtropical seas (Figure 8a). They primarily occur between 20° N to 20° S but have been caught at higher latitudes during summer months. In the eastern Pacific, they range from Point Conception, CA (34° 34' N) south to Peru, including the oceanic islands. While during El Niño events yellowfin occur as far north as OR and WA (Pearcy 2002), they are more commonly landed in the SCB where fish between 50-90 cm FL dominate landings (91%).

Yellowfin distribution varies with age class. yellowfin tuna larvae are trans-Pacific in distribution and found throughout the year in tropical waters (Buenafe et al. 2022). Larvae are common at SST above 26°C but



may occur in some regions with SST down to 24°C (Harada et al. 1980). The distribution of early juveniles less than 35 cm FL has not been well documented but is assumed to be similar to that of larvae.

Juvenile fish (> 35 cm FL) are distributed in warm oceanic surface waters and are found throughout the year in tropical waters. Juveniles have been reported in the western Pacific between 23° S to 31° N and from 23° N near the Hawaiian Islands to 23° S to 23° N in the central Pacific (Higgins 1970).

Adult and juvenile yellowfin 35 cm FL and greater, are known to aggregate to drifting flotsam, FADs, anchored buoys, dolphin and other large marine animals (Hampton and Bailey 1993). They also aggregate in regions of elevated productivity and high zooplankton density, such as near seamounts and regions of upwelling and convergence of surface waters of different densities, presumably because of more abundant forage (Blackburn 1969, Cole 1980).

Archival tagging data provide insight into vertical habitat use of yellowfin in the northeastern Pacific Ocean. Schaefer et al. (2011) reported that yellowfin remained primarily in shallow surface waters at night and dove into deeper waters during the day, with one of two general patterns observed. Fish either remained primarily above 100 m or made at least 10 dives into waters greater than 150 m. An examination of the patterns in occurrence of the two dive types revealed that larger fish were more likely to dive into deeper cooler waters and the shallower dive pattern was more prevalent in coastal waters and near islands. Results also revealed that the yellowfin were more vulnerable to purse seine fisheries from May to September due to increased time in surface waters.

### 2.5.2 Growth and Development

The species is characterized by rapid growth and development to maturity with high natural mortality. Growth of the juvenile stage is particularly fast, and they can reach a FL of around 20-30 cm by three months of age and approximately 50 cm by 1 year (Farley et al. 2020). Age and size at maturity varies regionally. Length at 50% maturity in the western and central Pacific is at around 100-110 cm (Itano 2000). Schaefer and Fuller (2022a) found high variability in length at 50% maturity in the Central and Eastern Pacific ranging from 71 to 91 cm FL, with a value of 83 cm off Baja California. Age at maturity is around 2 years of age. Yellowfin tuna can reach a maximum fork length (FL) of around 180 cm and live for up to 15 years, although most fish aged to date have been less than 10 years old (Itano 2000; Farley et al. 2020).

Farley et al. (2020) looked at the standard von Bertalanffy and Richards growth models and found that the Richards model was preferred based on statistical tests and residuals analysis. The Richards growth model is defined as

$$L_t = L_{\infty} (1 - 1/b * e^{-k(t-t_0)})^b$$

where all parameters are defined as for the von Bertalanffy model except  $t_0$  now determines the point of inflection and  $b$  governs the shape of the curve. The resulting Richards model parameter estimates using only high readability age determinations were  $L_{\infty} = 152.0$  cm FL,  $k = 0.40$  yr<sup>-1</sup>,  $b = 0.58$  and  $t_0 = -0.55$  yr.

### 2.5.3 Trophic Interactions

Across age classes, yellowfin feeding is opportunistic and occurs largely during the day, with prey items consisting primarily of crustaceans, cephalopods, and fish (Reintjes and King 1953; Watanabe 1958; Cole 1980; Duffy et al. 2017). As larvae, yellowfin reportedly feed in the upper mixed layer initially on crustacean zooplankton after which they shift to larval fish (Uotani et al. 1981). Juvenile prey items are epipelagic or mesopelagic or pelagic post-larval or pre-juvenile stages of island-, reef- or benthic-associated organisms. Graham et al. (2007) found that yellowfin tuna diets shifted at approximately 45 cm FL from planktonic organisms inhabiting the shallow mixed layer (e.g. larval stomatopod and decapod crustaceans) to teleosts and adult *Oplophorus gracilirostris*, a vertically migrating mesopelagic species of shrimp. They

hypothesized that this transition to deeper prey was linked to the ontogenetic development of their endothermic abilities.

The diets of juveniles and adults vary both temporally and spatially. Off the west coast of Baja California, Mexico, and southern California, in the early 1960's, pelagic red crab and northern anchovy were reported as the dominant prey (Alverson 1963). Cephalopods became more important in the Gulf of California during a period associated with an El Niño regime. In the eastern Tropical Pacific, Moteki et al. (2001) identified at least 22 species of fish in 18 families. Based on numbers of individuals consumed, sternoptychids (*Sternoptyx obscura*) dominated (61.3%) diets, followed by exocoetids and bramids. Madigan et al. (2015) found that in stomach samples taken in the SCB, the most important prey items were Pacific sardine, jack mackerel, market squid, and jumbo squid. Yellowfin are opportunistic predators and consume a range of fish, squid and crustaceans across epipelagic and mesopelagic habitats.

#### 2.5.4 Migrations, Movements and Stock Structure

Analyses of single-nucleotide polymorphisms suggest the occurrence of at least three stocks broadly associated with the western, central, and eastern Pacific Ocean (Grewe et al. 2015). The results of genetic studies are broadly consistent with tag/recapture data in suggesting that mixing between the far western and far eastern Pacific Ocean regions is limited (Moore et al. 2020).

While yellowfin are clearly capable of large-scale movements, most tagging data (conventional and electronic) reveal more limited movement (Wild 1994; Hunter et al. 1986; Uosaki and Bayliff 1999; Schaefer et al. 2009; Schaefer and Fuller 2022b). A large archival tagging study provides the best insight into movements in the eastern Pacific Ocean. Schaefer and Fuller (2022b) archivally tagged 1522 yellowfin tuna in six areas of the eastern and central Pacific Ocean (2002-2019) of which 483 were recovered after 32 to 1846 days at liberty. Of the recovered tags 99% remained within 1000 m of their release locations. Fish moved N-S seasonally in association with the ~18°C isotherm. The northern extent of movements for fish tagged off Baja included the SCB. The full SST range experienced was from ~16-29°C for fish tagged off Baja (Schaefer et al. 2011). Yellowfin appear to move freely within broad regions of favorable water temperature and productivity and are known to make seasonal excursions to higher latitudes as water temperatures increase. The nature of yellowfin migration in the central and western Pacific is less well studied.

#### 2.5.5 Reproduction

Yellowfin are broadcast spawners that have a high spawning frequency and fecundity. Spawning occurs across the Pacific in tropical and subtropical waters. In a large study in the eastern Pacific, Schaeffer and Fuller 2022a reported that spawning was widespread from about 25° N to 16° S between 78° W and 148° W, occurring throughout the year from 5° N to 15° N. North of 20° N, spawning took place during April–December. Note that the peak spawning season varies across the Pacific. Fecundity in the eastern Pacific Ocean ranged from about 54 thousand oocytes for an 87 cm female to about 7.2 million oocytes for a 153 cm female and the mean spawning interval was 1.23 days.

Schaefer and Fuller (2022a) also reported that although spawning occurred at SST from 25 °C to 32 °C, 73.0% took place between 27 °C and 29 °C. A positive relationship between spawning activity and areas of high forage abundance has been noted (Itano 1997).

#### 2.5.6 Essential Fish Habitat for Yellowfin Tuna (Figure 8b)

Yellowfin tuna EFH is defined using a combination of data sources provided in the previous sections on yellowfin tuna (i.e., 2.5.1-2.5.5) as well as expert opinion. Based on landings data and information on size at maturity for Baja California, Mexico, the majority of fish occurring in the U.S. EEZ are immature although a small percentage may be adults. Yellowfin tuna EFH includes oceanic, epipelagic waters from the U.S.-Mexico border north to Point Conception, CA (34° 34' N), seaward of the 12 m depth contour. While yellowfin

tuna may occur in shallow water <12 m, they occur primarily in deeper waters and these shallow regions including bays and estuaries are not considered essential. The high productivity and presence of diverse fish, squid and crustacean species make the SCB a suitable feeding habitat for yellowfin tuna.

- Eggs and Larvae: No habitat within the U.S. West Coast EEZ.
- Juvenile and Adults (>35 cm): Oceanic, epipelagic waters from the U.S.-Mexico EEZ border north to Point Conception, CA (34° 34' N) out to the U.S. EEZ. Pelagic red crab is an important constituent of the diet in southern California (warm water years), as well as northern anchovy, Pacific Jack, sardine and squid species.

### 3.0 Billfish/Swordfish

#### 3.1 Striped Marlin (*Tetrapturus audax*)

##### 3.1.1 General Distribution

The striped marlin (*Tetrapturus audax*) is widely distributed in oceanic and epipelagic waters throughout most tropical, sub-tropical and warm temperate waters of the Pacific and Indian Oceans (Nakamura 1974 1985) (Figure 9a). Based on Japanese longline data, Pacific striped marlin has a sideways, U-shaped distribution, occurring in greatest numbers in two supra-equatorial bands that join at the eastern tropical margin (Nakamura 1974, Squire and Suzuki 1990). Striped marlin are found in greater numbers in the North Pacific with higher catch rates in the north central, northeast Pacific (Shomura 1975). In the eastern North Pacific abundance and distribution varies seasonally and with size class. Subadult fish occur in high abundance around the tip of the Baja Peninsula. Off California, primarily adults (>~160 cm EFL) are observed with landings peaking in September in the SCB when SST is greater than 20 °C (Squire 1974). During the 1997-1998 El Niño, striped marlin were found as far north as the coast of Oregon/Washington (47° N) (Pearcy 2002).

Analysis of Japanese longline catches in the eastern Pacific Ocean by Uosaki and Bayliff (1999) indicate that striped marlin also occur just west of the U.S. EEZ in moderate concentrations from about 22° N to 37° N latitude and west of 125° W longitude. Because of lack of fishing effort in the outer waters of the EEZ, it is not known to what extent the striped marlin distribution is continuous from the SCB westward to the EEZ boundary, although it is likely discontinuous at least in the area influenced by the California Current, which tends to form a barrier of colder, less saline water between the SCB and the warm oceanic waters generally west of 125° W (Lynn and Simpson 1990; Lynn et al. 1982).

Spawning occurs in tropical and subtropical waters including in the waters off Hawaii, central Mexico, and the mouth of the Gulf of California (Hyde et al. 2006; Armas et al. 1999; Gonzales-Armas et al. 2006). Those that spawn in the northwest Pacific are thought to migrate eastward as juveniles (Squire and Suzuki 1990), although very little is known about juvenile striped marlin habitat. Holts (2001a) estimated that most striped marlin caught in the southern California sport fishery are three-to-six years old and weigh 120 to 200 pounds, and though not reproductively active, appear to be adult-sized.

The most comprehensive characterization of habitat use comes from a study that used the data from 159 pop-up satellite archival tags comparing Australia, New Zealand, Hawaii, Southern California, Baja California, Costa Rica, Panama, and Ecuador (Lam et al. 2015). Overall, the SST range reported was from 15-31 °C. For comparison, an analysis of catch data (Ortega-García et al. 2003, 2008) found that a key determinant of distribution was SST from 23-26 °C.

Electronic tags also provide insight into vertical habitat use. Tracking of adult striped marlin in Hawaiian waters using acoustic telemetry (Brill et al. 1993) indicate that they spend a significant amount of time in the upper 10 m of the water column and 40% of their time between 51-90 m. The authors conclude that depth preference is governed by temperature stratification, with striped marlin preferring to remain in the mixed layer above the thermocline, avoiding waters 8 °C colder than the mixed layer temperature.

The study by Lam et al. (2015) comparing regions across the Pacific reported a similar pattern. Striped marlin spent at least 54% of their time between 0 and 10 m across all regions sampled (Australia, New Zealand, Hawaii, Southern California, Baja California, Costa Rica, Panama, and Ecuador). Lam et al. (2015) found that individuals remained near the surface during the night and were found near the bottom of the mixed layer during daytime. Off California and Mexico, daytime median depth was ~30m. During dives striped marlin exploited cold (<15 °C) or low oxygen (<3.5 ml L<sup>-1</sup>) environments for short durations (10–40 min).

### 3.1.2 Growth and Development

Aging of Striped marlin has been challenging. The most recent effort by Fitchell (2019) used a combination of tagging data, fin spines and otoliths to estimate a length at age. Growth in the first few years is rapid. In the Central Pacific, females are reported to reach maturity at 160 cm EFL and 2-3 years of age (Humphreys and Brodziak 2019). This is approximately 20 cm smaller than estimated for the West Pacific. While age at maturity for males is not available for the Central or eastern Pacific, in the SW Pacific it is estimated at 144 cm EFL, significantly shorter than females from the same area (Kopf et al. 2012). No von Bertalanffy growth curve is available for striped marlin.

### 3.1.3 Trophic Interactions

Little is known about the time of first feeding and food preferences. Based on patterns seen in other billfish, juvenile striped marlin larvae are likely to consume copepods and fish larvae (Ueyanagi and Wares 1975). Some data on the foraging ecology of adult striped marlin are available. Nakamura (1985) reports that globally they rely more on epipelagic than mesopelagic organisms, with squid, scombrids, and gempylids dominating the diets. In the eastern tropical Pacific, Moteki et al. (2001) found a total of 347 fish of 17 species in 12 families in the stomachs of striped marlin. Based on numbers of individuals found, bramids (*Brama* spp.) were dominant in the stomach contents (60.5%), and scombrids had the second highest value (11.0%). As with other billfish, the broad range of prey indicates that they are opportunistic feeders.

### 3.1.4 Migrations, Movements and Stock Structure

In the Pacific, genetic evidence and fisheries data support recognition of three stocks, one south of the equator and two stocks north of the equator 1) the western and central North Pacific Ocean (WCNPO) west of 140° W longitude and 2) the eastern Pacific Ocean east of 140° W (McDowell and Graves 2008, Purcell and Edmans 2011, Lee et al. 2012). The two stocks in the North Pacific are assessed and managed separately.

Striped marlin migrate across a range of spatial scales. Seasonal patterns generally conform to water temperature-related changes in range. In Hawaiian waters, striped marlin are more common in the winter months (Ueyanagi and Wares 1975). The smaller fish appear in catches off Hawaii in the winter season and then disappear in the summer when they are presumed to move north, likely to the North Pacific Transition Zone. Off California, Striped marlin are most common in summer months.

Despite advancements in tagging studies (Domeier 2006; Domeier et al. 2018; Lam et al. 2022), the annual migration patterns of Striped marlin in the Eastern Pacific are poorly understood. While the path or arrival and departure from the SCB is not known, tagging data show the potential for fish to move north from the Mexican EEZ into the SCB (Domeier 2006; Domeier et al. 2018; Lam et al. 2022) although this was relatively rare. Departure from the SCB is dispersed with fish most either moving south along the coast of Mexico, or towards the spawning grounds in the Central Pacific near Hawaii. Even though Striped marlin are capable of migrating long distances, tagging studies indicate that on average they have limited dispersal (Bromhead et al. 2003; Chambers et al. 2013; Domeier 2006; Ortiz et al. 2003; Sippel et al. 2011; Squire 1987; Lam et al. 2015). For example, an archival tagging study with tracks as long as 7.7 years showed that Striped marlin remained in the Eastern Pacific throughout the tracked duration (Lam et al. 2022). Results are consistent with the conclusions about stock structure based on genetic analyses.

### 3.1.5 Reproduction

Striped marlin are broadcast spawners, and spawn multiple times in a season. In the southwest Pacific, Kopf et al. (2012) estimated a fecundity of at least 3.1 million oocytes in 27–90 spawning events per season. In the central Pacific active spawning was documented from May to August (Humphries and Brodziak 2019). In contrast, in the southern Gulf of California, spawning was more protracted, occurring from May through December and larvae were collected at SST from 27.5 to 31.5 ° C (Gonzales-Armas et al. 2006).

### 3.1.6 Essential Fish Habitat for Striped Marlin (Figure 9b)

Here the EFH is defined using a combination of data sources provided in the previous sections on Striped marlin (i.e., 3.0.1-3.0.5) as well as expert opinion. Based on catch data the majority of fish landed in the U.S. EEZ are adults. EFH for Striped marlin includes oceanic, epipelagic waters of the SCB, from the U.S.-Mexico EEZ border to around Point Conception, CA (34° 34' N) seaward of the 12 m depth contour. While Striped marlin may occur in shallow water <12 m, they occur primarily in deeper waters and these shallow regions including bays and estuaries are not considered essential. The relatively warmer temperature, high productivity and presence of diverse fish, squid and crustacean species make the SCB a suitable foraging habitat for adult Striped marlin.

- Eggs, Larvae and Juveniles: No habitat within the U.S. west coast EEZ.
- Subadult (males < 144 cm EFL; females <160 cm EFL): Based on landings data and the size at first reproduction few subadult striped marlin are expected in the U.S. EEZ.
- Adult (males > 144 cm EFL; females >160 cm EFL): Oceanic, epipelagic waters of the SCB, from the U.S.-Mexico EEZ border to around Point Conception CA (34° 34' N) and out to the U.S. EEZ. Diets off California include a range of fish, squid and crustaceans including Pacific Saury, northern anchovy, Pacific sardine, Jack mackerel, squid, and pelagic red crab.

## 3.2 Broadbill Swordfish (*Xiphias gladius*)

### 3.2.1 General Distribution

Broadbill swordfish (*Xiphias gladius*) are worldwide in distribution in all tropical, subtropical, and temperate seas, ranging from around 50° N to 50° S (Nakamura 1985, Bartoo and Coan 1989; Barrett et al. 1998) (Figure 10a). Swordfish are relatively abundant in coastal and oceanic waters in areas of high productivity near current boundaries and frontal zones where forage species are abundant. In oceanic waters of the North Pacific swordfish concentrate in the North Pacific Transition Zone. In coastal waters they are also found along frontal features as well as at sea mounts.

According to Ward and Elscot (2000) citing others, swordfish do not seem to have a discrete spawning ground or spawning season. The geographical distribution of larvae suggests that spawning occurs in waters where SSTs are above 24 °C. Spawning occurs throughout the year in equatorial waters but is progressively restricted to spring-summer at higher latitudes. Larvae and juveniles tend to occur in warmer tropical and subtropical regions—not in the U.S. EEZ. Larval abundance is high along sharp thermal and salinity gradients. However, this phenomenon may be due to passive collection along boundary areas. Most recently, reproductive habitat for swordfish was visualized in Lu (2014) based on several previous studies documenting where early life history stages have been observed and the occurrence of females with high gonadal indices. In their first year swordfish are thought to remain close to the spawning grounds after which they migrate to foraging grounds around the Pacific. Analyses of otolith microchemistry revealed that while swordfish landed off California recruit from multiple regions, the Central North Pacific Ocean nursery is the dominant contributor (Wells et al. 2021).

Swordfish are found in a broad range of environmental conditions. The SST encountered by swordfish (14 to 30 °C) is regionally and seasonally dependent (Dewar et al. 2011; Sepulveda et al. 2020). Larger fish that tend to be females are more common in cooler waters at higher latitudes. According to Beckett (1974) and Palko et al. (1981) few males occur in waters below 18 °C and the males make up the majority of warm water landings. In the U.S. EEZ both juvenile and adult male and female swordfish are landed in fisheries.

Electronic tags also reveal vertical migrations. Swordfish show a range of vertical movement patterns that are influenced by prey availability and oxygen concentration (Carey and Robison 1981, Dewar et al. 2011, Sepulveda et al. 2018). While their general vertical movement pattern is described as diurnal (deep during the day shallow at night) there is considerable variability, swordfish may not descend during the day, remaining in the mixed layer, or they may come to the surface to bask before returning to depth (Dewar et al. 2011). Off Southern and Central California daytime depths typically range from the surface to depths in excess of 400m. As swordfish move offshore towards tropical spawning grounds the average daytime depth distribution increases to depths closer to 600m (Dewar et al. 2011).

### 3.2.2 Growth and Development

Swordfish grow in length very rapidly, with both males and the faster-growing females reaching lower jaw-fork lengths of more than a meter during their first year (DeMartini et al. 2007; Cerna 2009; Chong and Aguayo 2009). In the Hawaii-based pelagic longline fishery, males mature at 102 cm Eye Fork Length (EFL) or 118 cm Lower Jaw Length (JFL); females at 144 cm EFL or 163 cm JFL (DeMartini et al. 2000; Sculley et al. 2018). The maximum reported size is 455 cm FL (IGFA 2001) and the maximum age is estimated at 15 years (Cerna 2009).

Using the von Bertalanffy equation where  $L_t$  is the mean eye-to-fork length (in cm) at age  $t$ ,  $L_\infty$  is asymptotic length,  $t_0$  is hypothetical age at length zero, and  $k$  is the growth coefficient

$$L_t = L_\infty (1 - e^{-k(t - t_0)})$$

DeMartini et al. (2022) estimated the following parameters for male and female swordfish with  $k$  at 0.246 yr<sup>-1</sup> for female with  $L_\infty$  at 230.5 cm and  $t_0$  at -1.24 yr, and  $k$  at .0271 for male with  $L_\infty$  at 208.9  $t_0$  at -1.37 yr<sup>-1</sup>.

### 3.2.3 Trophic Interactions

Swordfish are considered voracious and opportunistic feeders at all life stages and their diet generally reflects the presence and abundance of available prey species in any given geographic region. The larval and young swordfish actively feed on zooplankton during the day and are known to swallow prey as long as themselves (Taning 1955). Juveniles and adults feed opportunistically on a wide range of squids, fish and crustaceans preying heavily on squid. Prey consumed include benthic, epipelagic and mesopelagic species highlighting their ability for forage across habitats and depths (Stoeher et al. 2018). Their cranial endothermy enhances their ability to forage in deep water.

Many studies have been conducted on swordfish diets in the California Current (Fry 1971, Fitch and Lavenberg 1971; Mearns et al. 1981; Markaida and Sosa-Nishizaki 1998; Moteki et al. 2001; Markaida and Hochberg 2005). Most recently, Preti (2020, 2023) examined swordfish stomach content from 2007-2014 comparing regions, years, and small and large size classes. Preti reported that jumbo squid was the most important prey item, and the Boreopacific Gonate Squid (*Gonatopsis borealis*) was the second most important prey overall. A comparison across size revealed that while both large and small groups fed on similar prey, some differences were apparent. Northern anchovy was found only in the small size group while Luvar was eaten only by large swordfish. Additionally, jumbo squid, *Gonatus* spp., and Pacific hake were significantly more important in larger swordfish (Preti 2020). A comparison by subregion also revealed some differences in diet. Jumbo Squid, *Gonatus* spp. and market squid were significantly more important within the SCB, while *Gonatopsis borealis* and Pacific hake are significantly more important beyond the

SCB. Diet comparisons by year showed that jumbo squid was the first ranked prey followed by *Gonatopsis borealis* in 2007, 2008, 2010, 2012 and 2013. In 2009, In 2011 and 2014 Pacific hake ranked first followed by *Gonatopsis borealis*. Pacific hake was not present in the diet from 2008 through 2010. In 2018-2021, swordfish has been feeding prominently on northern anchovy that are now more available in the SCB (Preti pers. comm.).

### 3.2.4 Migrations, Movements and Stock Structure

The stock structure of swordfish has been a source of high uncertainty in the North Pacific and multiple hypotheses have been put forth over the years ranging from one to four separate stocks. Determining stock structure for HMS where spawning and foraging grounds are separated by long distances can be challenging. The most recent stock assessment set the stock boundary such that the majority of the North Pacific is included in the North Pacific Stock. Progressing from west to east, the boundary starts at 0°N and, at 165°W, it steps up to 5°N until 150°W where it steps up again to 10°N until it reaches Central America (ISC 2023).

The majority of information on swordfish migrations comes from electronic tagging studies. In the eastern North Pacific juvenile and adult swordfish migrate to the SCB to forage during the summer and fall. During warm water periods (i.e., El Niño) the average size and length frequency distribution of swordfish landed off Southern California may change, with juveniles making up a large component of the commercial catch (Sepulveda and Aalbers 2018; Sepulveda et al. 2020; Sepulveda et al. unpublished data). The use of dorsal fin mounted smart position transmitters (SPOT tags) have shown that swordfish off California display some level of seasonal site fidelity, returning to the SCB in subsequent seasons (Sepulveda et al. 2020; Griffiths et al. 2020; Sepulveda in preparation). Movements across the current stock boundary in the eastern Pacific Ocean are common.

### 3.2.5 Reproduction

They are broadcast spawners, spawn multiple times in a given spawning season, and are believed to spawn close to the surface. Spawning occurs year around in tropical waters and during the spring and summer months at higher latitudes (Nishikawa et al. 1978, Palko et al. 1981, Uchiyama and Shomura 1974; Matsumoto and Kazama 1974; Nishikawa and Ueyanagi 1974).

### 3.2.6 Essential Fish Habitat for Broadbill Swordfish (Figure 10b)

Here EFH is defined using a combination of data sources provided in the previous sections on broadbill swordfish (i.e., 4.0.1-4.0.5) as well as expert opinion. The EFH including adults and subadults includes the entire U.S. EEZ seaward of the 12 m depth contour. While broadbill swordfish may occur in shallow water <12 m, they occur primarily in deeper waters and these shallow regions including bays and estuaries are not considered essential. The high productivity and presence of diverse fish, squid and crustacean species make the California Current a suitable habitat for feeding and growth to maturity for swordfish.

- Eggs and Larvae: No habitat within the U.S. West Coast EEZ.
- Juvenile (males <102 EFL or 118 cm JFL; females <144 cm EFL or <163 JFL): Oceanic, epipelagic and mesopelagic waters from the U.S.-Mexico EEZ border north to 41° N latitude and out to the U.S. EEZ. Diet is thought to be largely opportunistic on suitable-sized prey. In the SCB, swordfish feed on jumbo squid, *Boreopacific gonate*, Barracudinas, market squid, Pacific hake, northern anchovy, and myctophids.
- Adult (males > 102 cm EFL or 117 JFL; females > 144 cm EFL or 162 JFL): Oceanic, epipelagic and mesopelagic waters from the U.S.-Mexico border to the U.S. Canadian border and out to the U.S. EEZ. Large swordfish feed on similar prey as the smaller size group but jumbo squid, *Gonatus* spp., Luvar and Pacific hake are significantly more important.

## 4.0 Other

### 4.1 Dolphinfinch (*Dorado*, Mahimahi, *Coryphaena hippurus*)

#### 4.1.1 General Distribution

Dolphinfinch (*Coryphaena hippurus*) occur in epipelagic and oceanic regions from tropical to warm temperate waters of all oceans (Ambrose 1996, Palko et al. 1982, Norton 1999, Oro 1999) (Figure 11a). In the Pacific Ocean, greatest concentrations occur closer to the coast in both the east and west although they are also common around oceanic islands, including Hawaii's EEZ. Throughout their range they are often found associated with both natural and manmade floating objects. In the eastern Pacific, dolphinfinch are most abundant off Mexico, Panama, Ecuador and Peru, and around the Galapagos Islands (WPFMC 1986) and generally occur at SST between 20 and 30 °C (Vicenc et al. 2020; Perle et al. 2020). They move into U.S. waters as far north as Pt. Conception, CA (34° 34' N), primarily during warm water years. The largest concentrations of dolphinfinch off California have occurred in late summer and early fall when temperatures exceed 20 °C and northern geostrophic flow is greatest (Norton and Crooke 1994, Norton 1999). Of the dolphinfinch landed the majority were between 60-100 cm FL (~95%). During the 1997-1998 El Niño, dolphinfinch were found as far north as the coast of Oregon (44° N) (Pearcy 2002).

The most detailed information on vertical habitat use comes from electronic tagging data. A study using acoustic tagging data reported that vertical habitat use varied depending on their association with floating objects. When not associated with FADs, dolphinfinch used the upper 75–100 m of the water column during the day and made descents up to 160 m during the night. In contrast, FAD-associated fish generally stayed within the upper 10 m of the water column and tended to make deeper excursions during the day rather than at night (Whitney et al. 2016). A second study using pop-up satellite archival tags (PSAT), with longer deployments, reported that while dolphinfinch were primarily surface oriented, there was a high degree of variability in vertical habitat use. In the warmer waters off Oaxaca, Mexico, fish spent less time in surface waters (61%) than off Baja California (85%) although their mean maximum daily depths were shallower (37m vs 60m). Additionally, they reported a mix of diel and reverse diel movements.

#### 4.1.2 Growth and development

Dolphinfinch are fast-growing and mature relatively early. Maximum size is 200 cm. Fish reach maturity in less than a year (at about 35 cm FL or ~7 mo old), and only rarely live beyond 3-4yrs of age (Beardsley 1967, Palko et al. 1982, Lasso and Zapata 1999). Actual growth rates vary among regions and are sensitive to prevailing water temperatures. Kraul (1999) and Uchiyama et al. (1986) estimate fish in the wild have an average growth of about 2 mm per day. Based on the von Bertalanffy growth relationship reported by Lasso and Zapata (1999), for the eastern Pacific of Columbia and Panama dolphinfinch reach ~110 cm FL by age 1, 170 cm by age 2 and 180 cm FL by age 3.

Lasso and Zapata (1999) estimated growth using the following von Bertalanffy growth equation (FL in cm): Note that there is considerable variability in parameters across studies and additional work is needed (Chen and Maunder 2012).

$$L_t = L_{\infty} (1 - e^{-k(t - t_0)})$$

Where  $L_{\infty}$  = 194 cm,  $K$  = 0.91 yr<sup>-1</sup>, and  $t_0$  = -0.1049 yr

#### 4.1.3 Trophic interactions

Dolphinfinch consume a broad range of fish, cephalopods and crustaceans and are opportunistic feeders (Varela et al. 2017). According to Shcherbachev (1973), the larvae feed mainly on crustaceans, particularly pontellid copepods, with fish larvae appearing in the diet of young juveniles > 20 mm SL. Prey importance varies dramatically across studies and diets vary with fish size, region, and time of day (Vicenc et al. 2020).



Torres-Rojas et al. (2014) reported that dolphinfish consumed mainly epipelagic prey, with the pelagic red crab as the most abundant prey species. In contrast, Olson and Galván-Magaña (2002) reported that flying fishes, epi-pelagic cephalopods, tetraodontiform fishes, several mesopelagic fishes, *Auxis* spp., and gempylid fishes predominated in the diet. In the waters off Oaxaca, Bergés-Tiznado et al. (2019) reported that the 5 most important species by % weight were *Auxis*, dolphinfish, two species of squid (*Histioteuthis dolleini* and *Dosidicus gigas*), and Longfin Halfbeaks (*Hemiramphus saltator*). All life stages of dolphinfish serve as prey for oceanic fishes, particularly marlin, epipelagic sharks, swordfish, sailfish, and members of their own kind (Parin 1970; Takahashi and Mori 1973; Brock 1984; Palko et al. 1982; Bergés-Tiznado et al. 2019).

#### 4.1.4 Migrations, movements and stock structure

Stock structure for dolphinfish in the Pacific is still not resolved although there is some genetic evidence for regional separation. Rocha-Olivares et al. (2006) reported significant genetic differences between fish found in the Central Pacific (Hawaii) and the eastern Pacific Ocean (Mexico). Aires-da-Silva et al. (2016) developed a conceptual model (IATTC 2016) that postulated two sub-stocks, a resident coastal sub-stock and an oceanic sub-stock that migrates seasonally towards the coast. In a more recent study by Ochoa-Zavala (2022) researchers examined samples at nine sites from Magdalena Bay, Mexico to Peru. They found a clear pattern of genetic structure at the latitudinal limits of the study. More work is needed on dolphinfish stock structure.

Globally, the dolphinfish is known to be capable of making long-distance migrations within ranges generally limited poleward from the equator by the 20°C isotherm to both the north and south (Hamman et al. 1995, Norton and Crooke 1994, Oro 1999). Seasonal movements are inferred from limited tagging data and shifts in catch. For example, Marín-Enríquez et al. (2018) modeled 10 years of catch data from the tuna purse seine fleet in the Pacific Ocean off Mexico and concluded that that dolphinfish followed a “corridor” that ran from the Gulf of Tehuantepec along the equatorial upwelling zone, moved around the eastern Pacific warm pool offshore and ultimately to the Baja Peninsula, Mexico. It should be noted that while catch does increase off Baja in the summer and fall, dolphinfish are landed year around in this region (Zúñiga-Flores et al. 2008). Note that from catch data direct connections between regions can only be inferred.

#### 4.1.5 Reproduction

Dolphinfish are oviparous broadcast spawners, with pelagic eggs and larvae. Spawning is thought to occur year around in waters > 21 °C (Lasso and Zapata 1999). In a study by Zúñiga-Flores et al. (2011) off Baja California, Mexico the gonads from 2839 dolphinfish ranging in size from 42 to 155 cm FL were collected and examined. The gonad histology of 320 individuals revealed that the maximum activity during the summer and fall occurred at SST 28–30 °C. Mean batch fecundity (number of oocytes) estimated for 24 females was 279,383. It was determined that 50% of all individuals reached maturity at an average length of 80 cm FL. In CalCOFI larval fish surveys, larvae have been collected off central and southern Baja California, Mexico, and only occasionally off southern California in warm years, with peak abundance in August and September (Ambrose 1996).

Dolphinfish show clear sex dimorphism. The male head exhibits a well-developed crest (vertical slope) while the female head is rounded. Small-sized males and all sizes of females may spend more time associated with floating objects than large sized males, which tend to spend more time in open water, possibly traveling between female-dominated schools below rafts (Oxenford 1985).

#### 4.1.6 Essential Fish Habitat for Dolphinfish (Figure 11b)

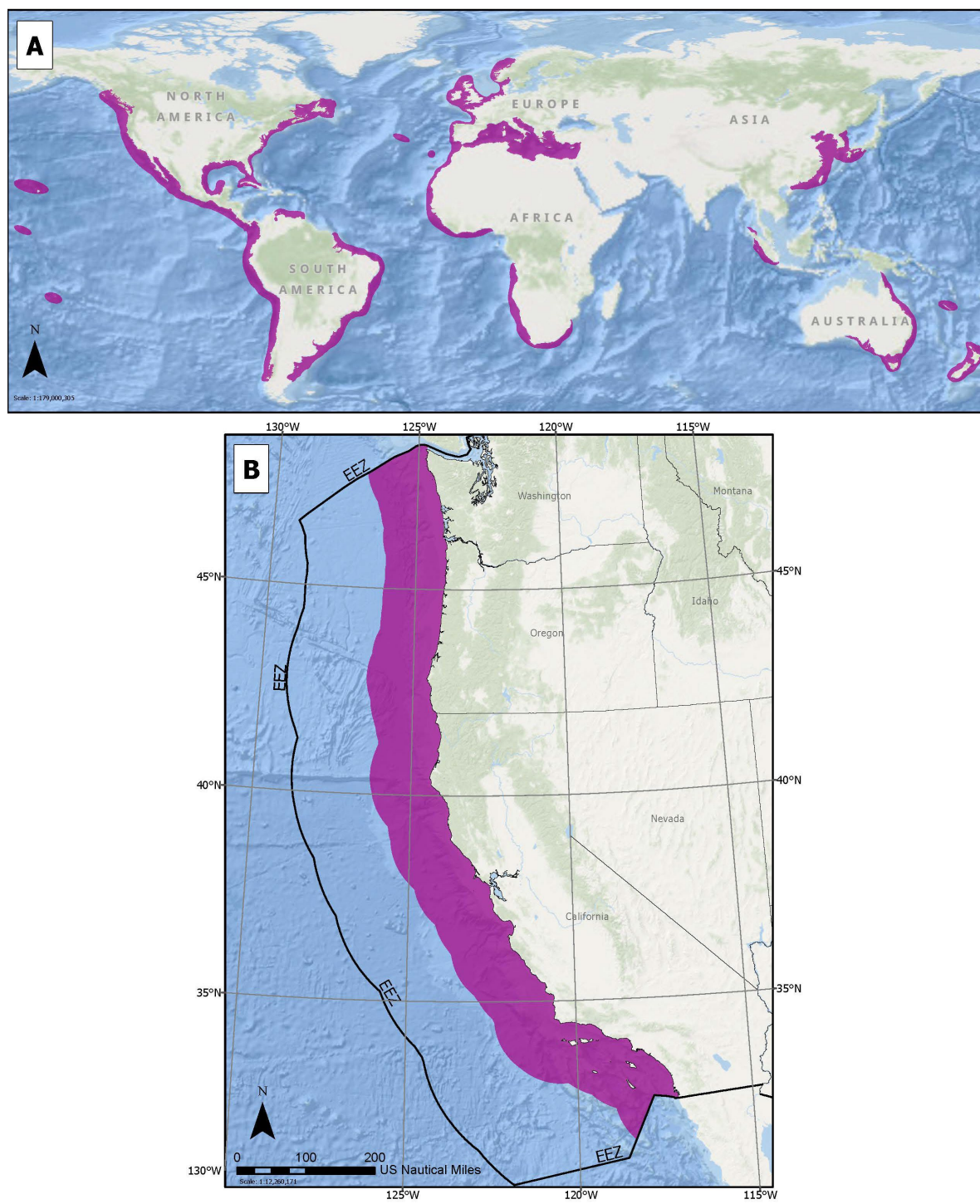
Dolphinfish EFH is defined using a combination of data sources provided in the previous sections on dolphinfish (i.e., 5.0.1-5.0.5) as well as expert opinion. The EFH for dolphinfish includes the epipelagic and oceanic waters from the U.S. Mexico border to Point Conception, CA (34° 34' N) seaward of the 12 m depth contour. While dolphinfish may occur in shallow water <12 m, they occur primarily in deeper waters and

these shallow regions including bays and estuaries are not considered essential. The relatively warmer waters, high productivity, and presence of diverse fish, squid and crustacean species make the SCB a suitable feeding for adult dolphinfish.

- Eggs, Larvae and Small Juveniles (<13.7 cm FL): Eggs and Larvae - No habitat within the U.S. West Coast EEZ. Occurrence of Larvae is rare.
- Juveniles and Subadults (> 13.6 cm FL and < 35 cm FL): Based on the size composition of landings data, juveniles and subadults would be rare in the U.S. EEZ.
- Adults (>35 cm FL): Epipelagic and oceanic waters from the U.S. Mexico border to Point Conception, CA (34° 34' N) and out to the U.S. EEZ. Flying fishes, epi-pelagic cephalopods, tetraodontiform fishes, and several mesopelagic fishes are important prey species.

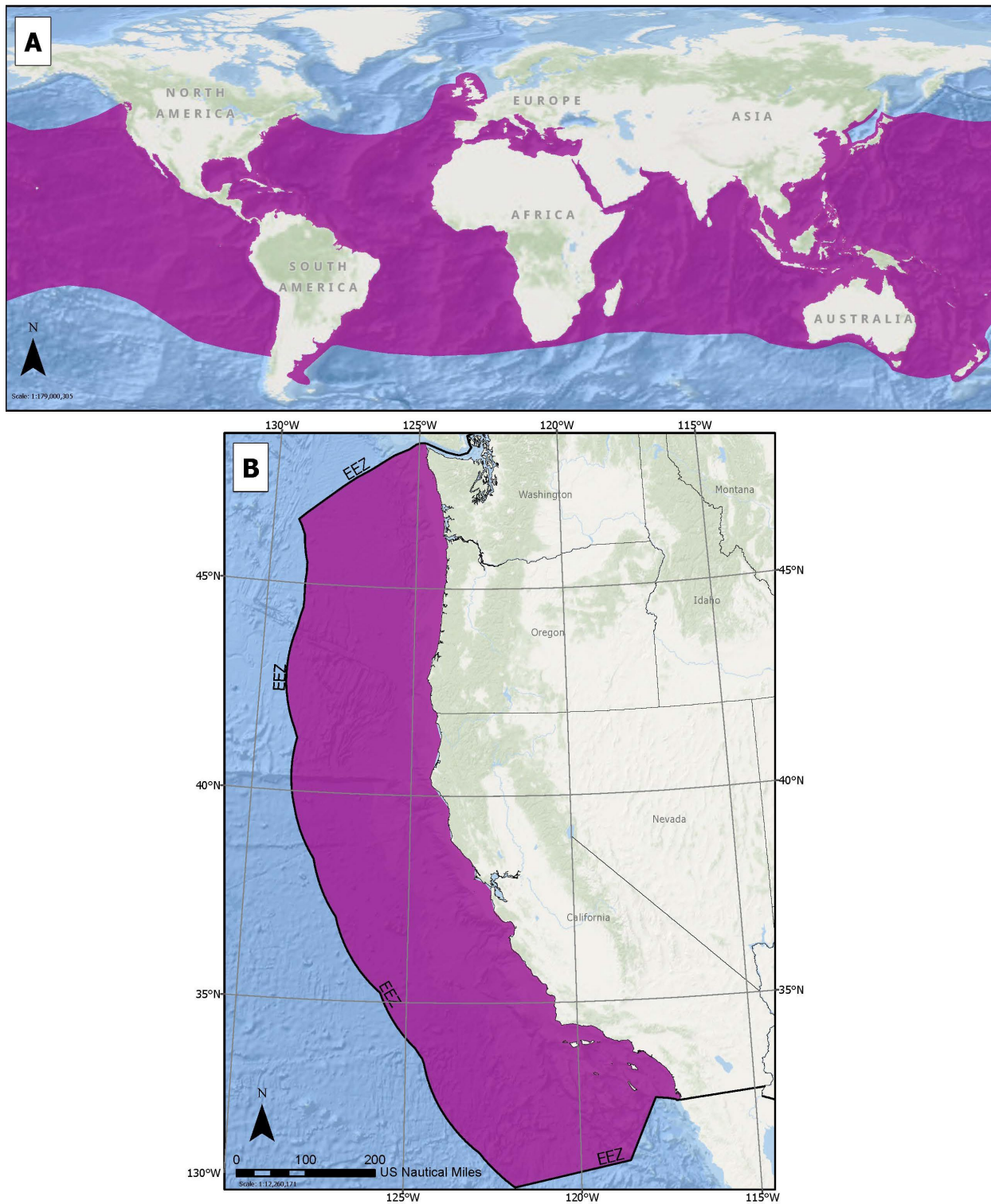
## Figures: Draft Maps Showing Global Distribution and Essential Fish Habitat

Figure 1: Common thresher shark (a) Global range and (b) Essential Fish Habitat



Draft map: IUCN SSC Shark Specialist Group 2018. *Alopias vulpinus*. The IUCN Red List of Threatened Species. Version 2022-2

**Figure 2:** Shortfin mako shark (a) Global range and (b) Essential Fish Habitat

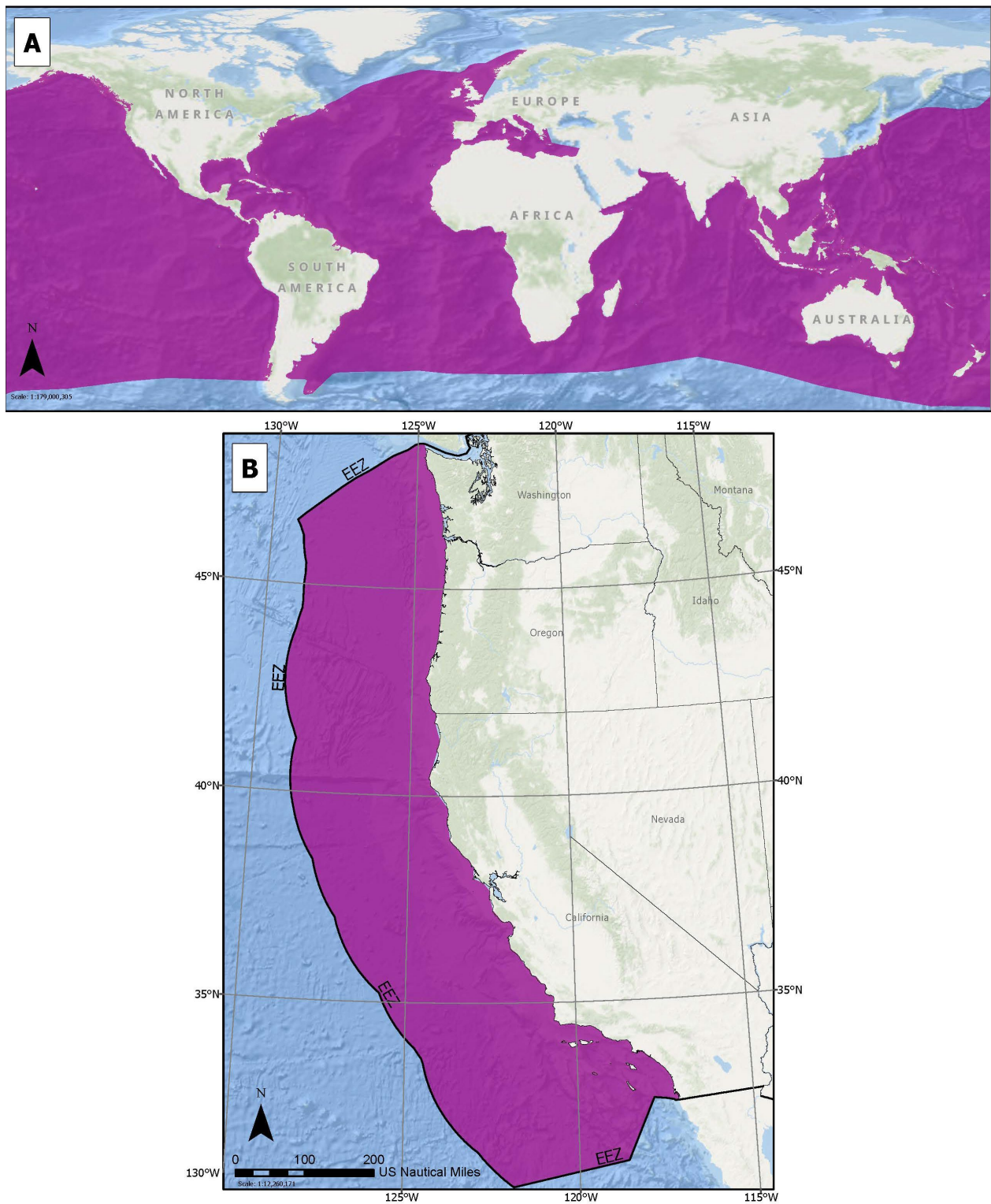


Path: C:\GIS\GFC\GIS\Maples\_EFH\_HMS\EFH\_Specialist\HMS\_Figures\EFH\_GlobalRange\_HMS\_Figures\20100210\_10.32.AM

Draft map: IUCN SSC Shark Specialist Group 2018. *Isurus oxyrinchus*. The IUCN Red List of Threatened Species. Version 2022-2



**Figure 3:** Blue shark (a) Global range and (b) Essential Fish Habitat



Path: C:\GIS\SP0\_GIS\Maples\_EFH\_HMS\EFH\_HMS\_Figures\EFH\_HMS\_Figures\7/21/2022 10:32 AM

Draft map: IUCN SSC Shark Specialist Group 2018. *Prionace glauca*. The IUCN Red List of Threatened Species. Version 2022-2

**A**

NORTH AMERICA  
EUROPE  
ASIA  
AFRICA  
SOUTH AMERICA  
AUSTRALIA

N

Scale: 1:179,000,305

**B**

EEZ

Washington  
Oregon  
California  
Nevada  
Idaho  
Montana

45°N  
40°N  
35°N

130°W  
125°W  
120°W  
115°W

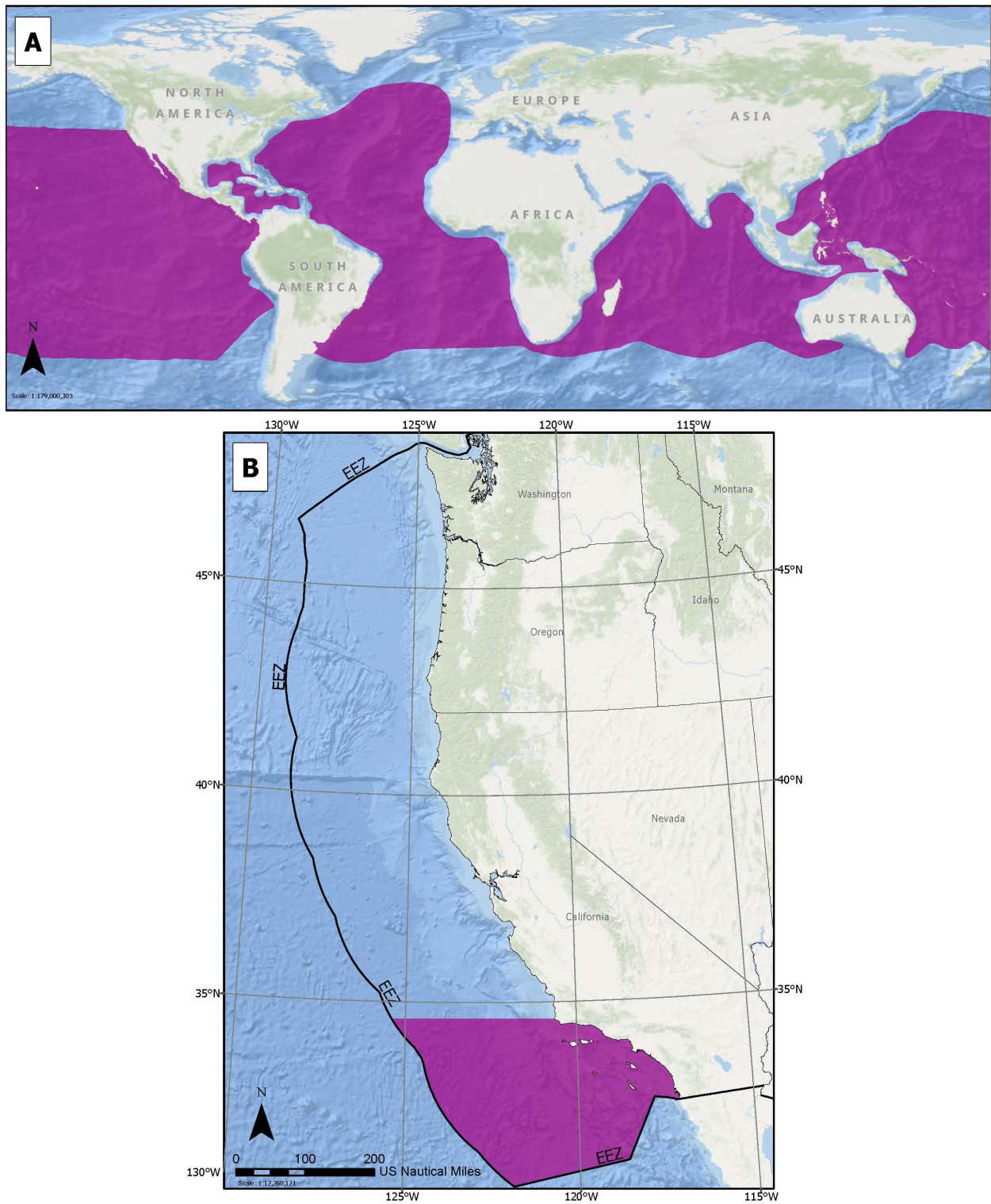
0 100 200 US Nautical Miles

Scale: 1:12,260,171

38

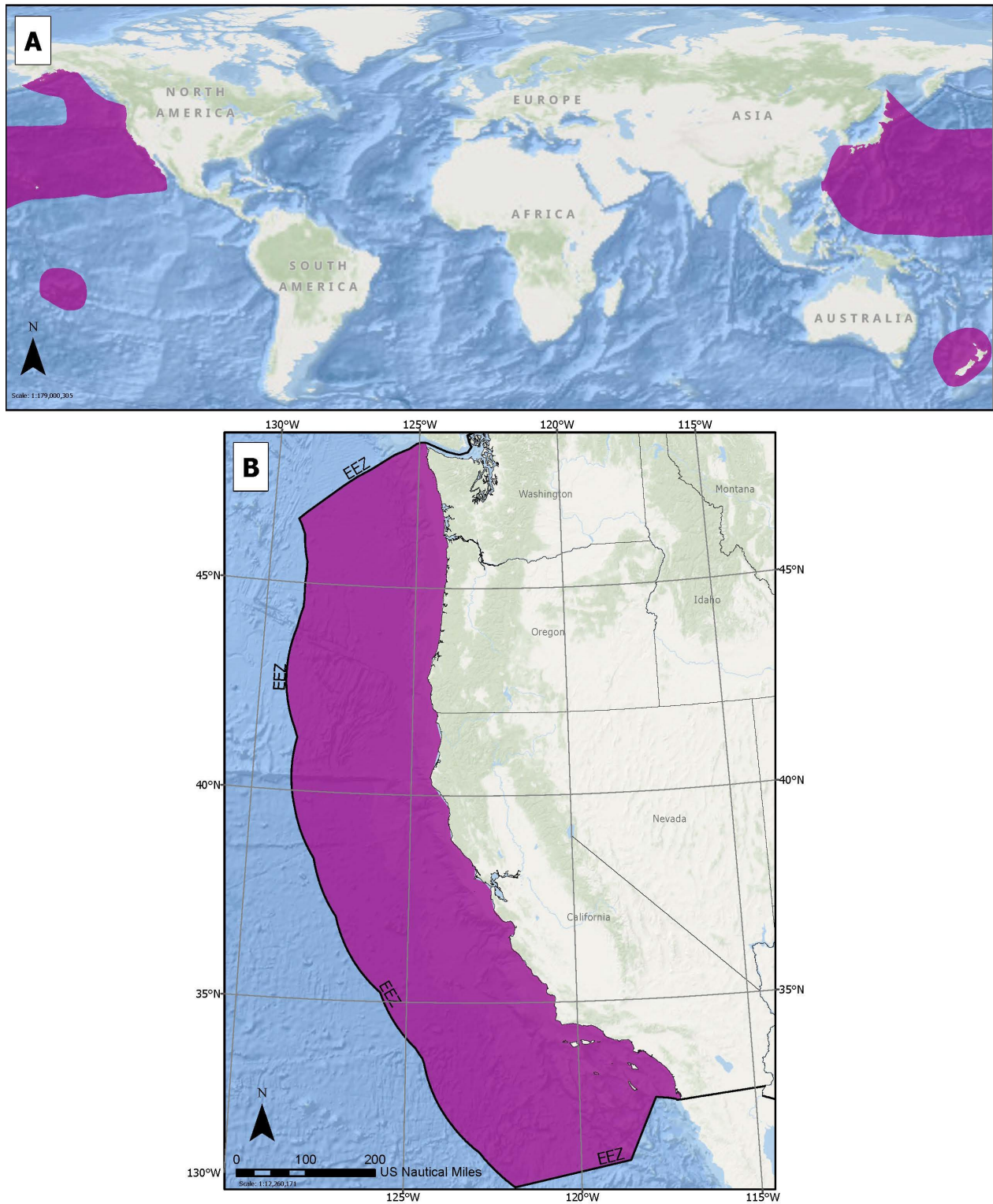


**Figure 5:** Bigeye tuna (a) Global range and (b) Essential Fish Habitat



Draft map: IUCN (International Union for Conservation of Nature) 2021. *Thunnus obesus*. The IUCN Red List of Threatened Species. Version 2022-2

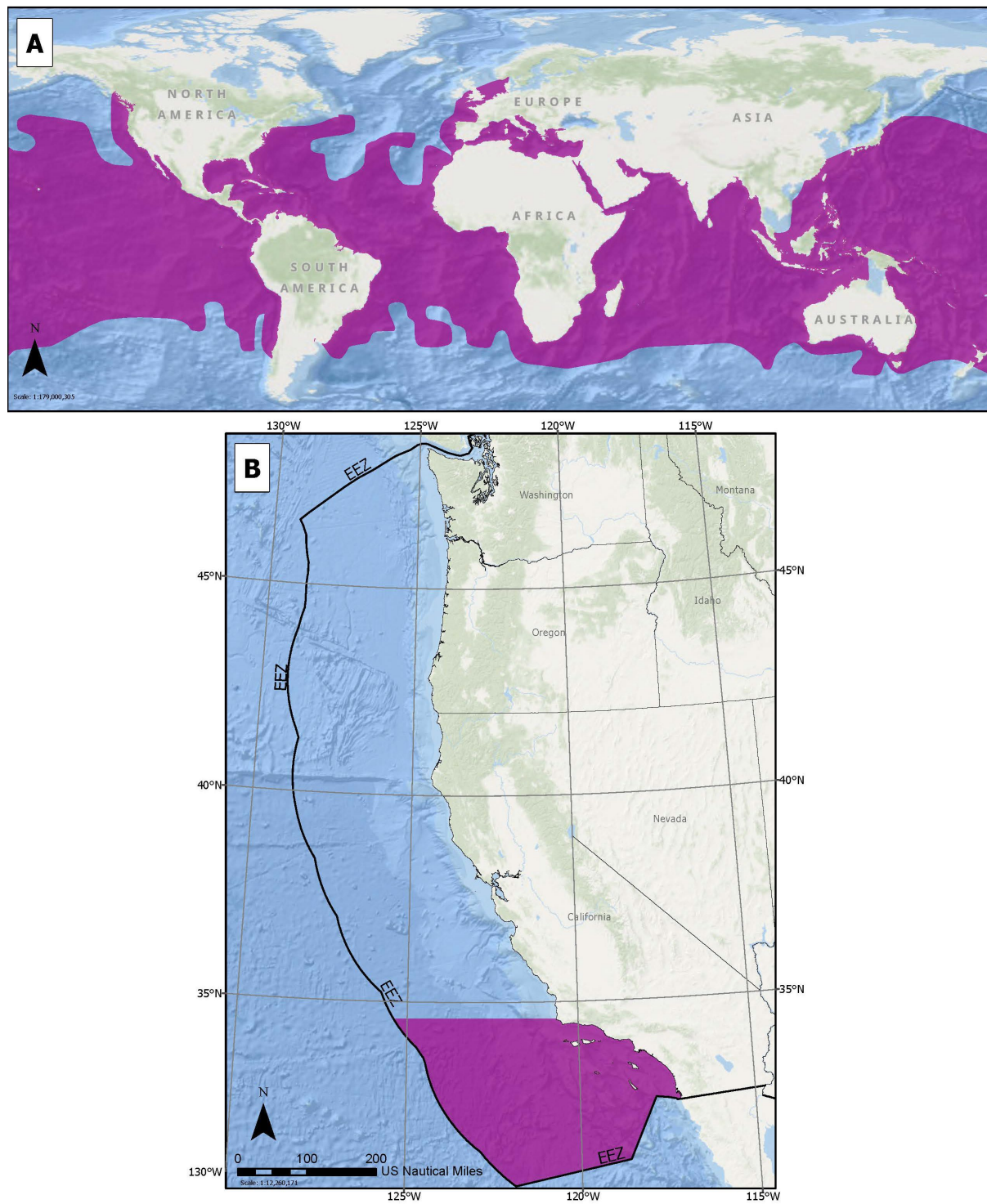
**Figure 6:** Northern bluefin tuna (a) Global range and (b) Essential Fish Habitat



Draft map: IUCN (International Union for Conservation of Nature) 2021. *Thunnus orientalis*. The IUCN Red List of Threatened Species. Version 2022-2

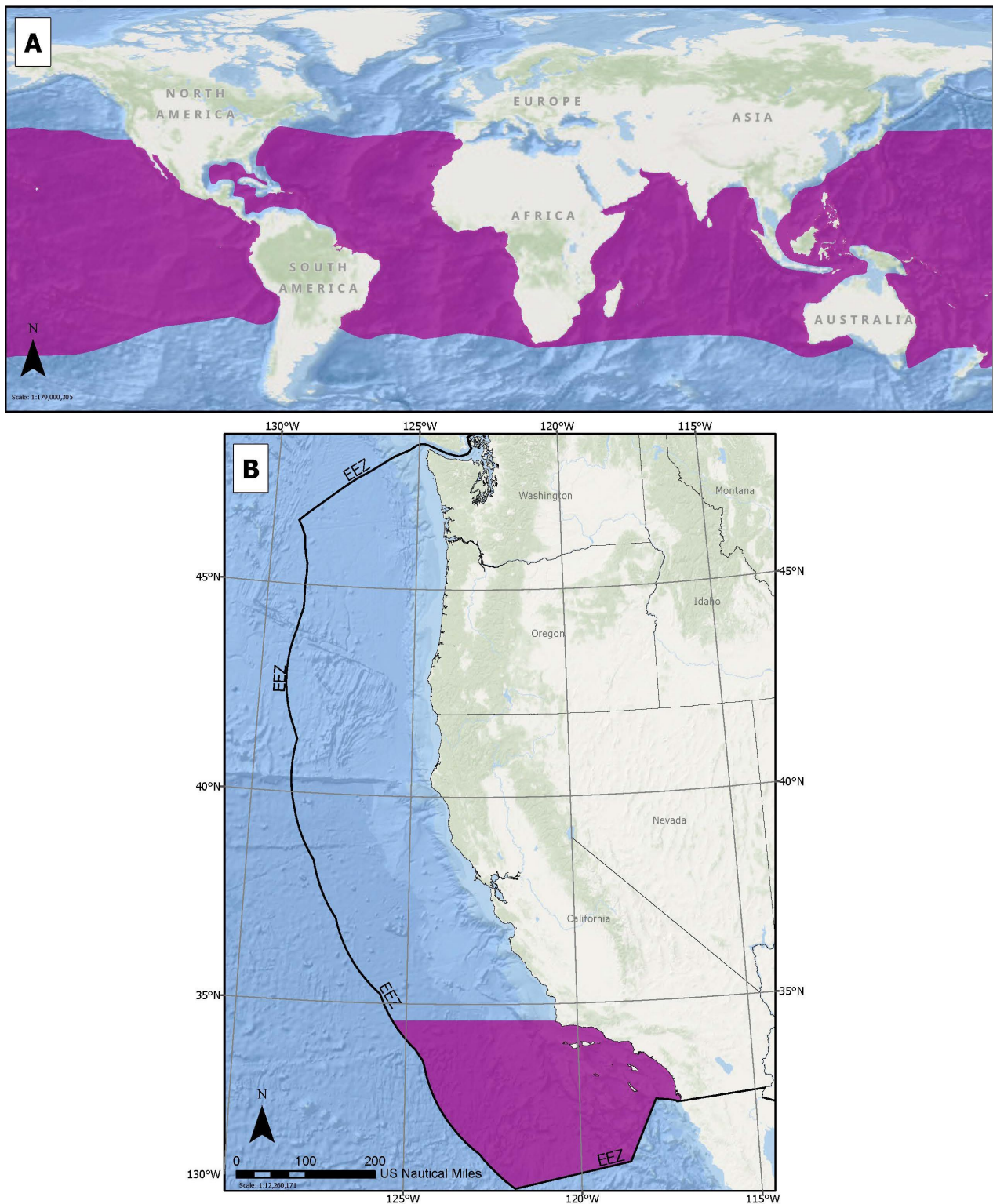


**Figure 7: Skipjack tuna (a) Global range and (b) Essential Fish Habitat**



Draft map: IUCN (International Union for Conservation of Nature) 2021. *Katsuwonus pelamis*. The IUCN Red List of Threatened Species. Version 2022-2

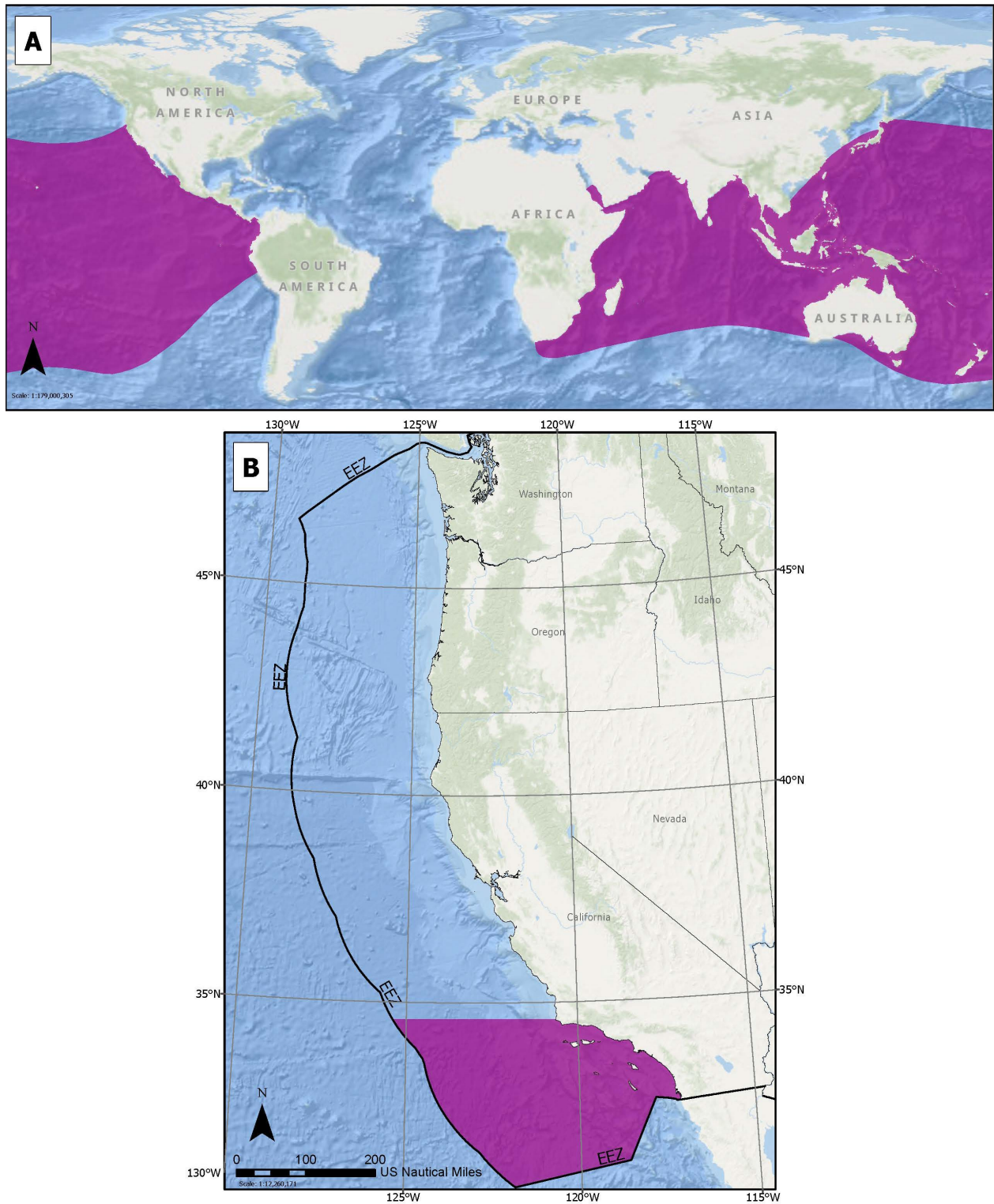
**Figure 8: Yellowfin tuna (a) Global range and (b) Essential Fish Habitat**



Draft map: IUCN (International Union for Conservation of Nature) 2021. *Thunnus albacares*. The IUCN Red List of Threatened Species. Version 2022-2



**Figure 9:** Striped marlin (a) Global range and (b) Essential Fish Habitat



Path: C:\X850\F02\_03\Maples\_EFH\HMS\EFH\HMS\_Figures\EFH\HMS\_Figures\EFH\_Range\_HMS\_Figures\2022\11.54 AM

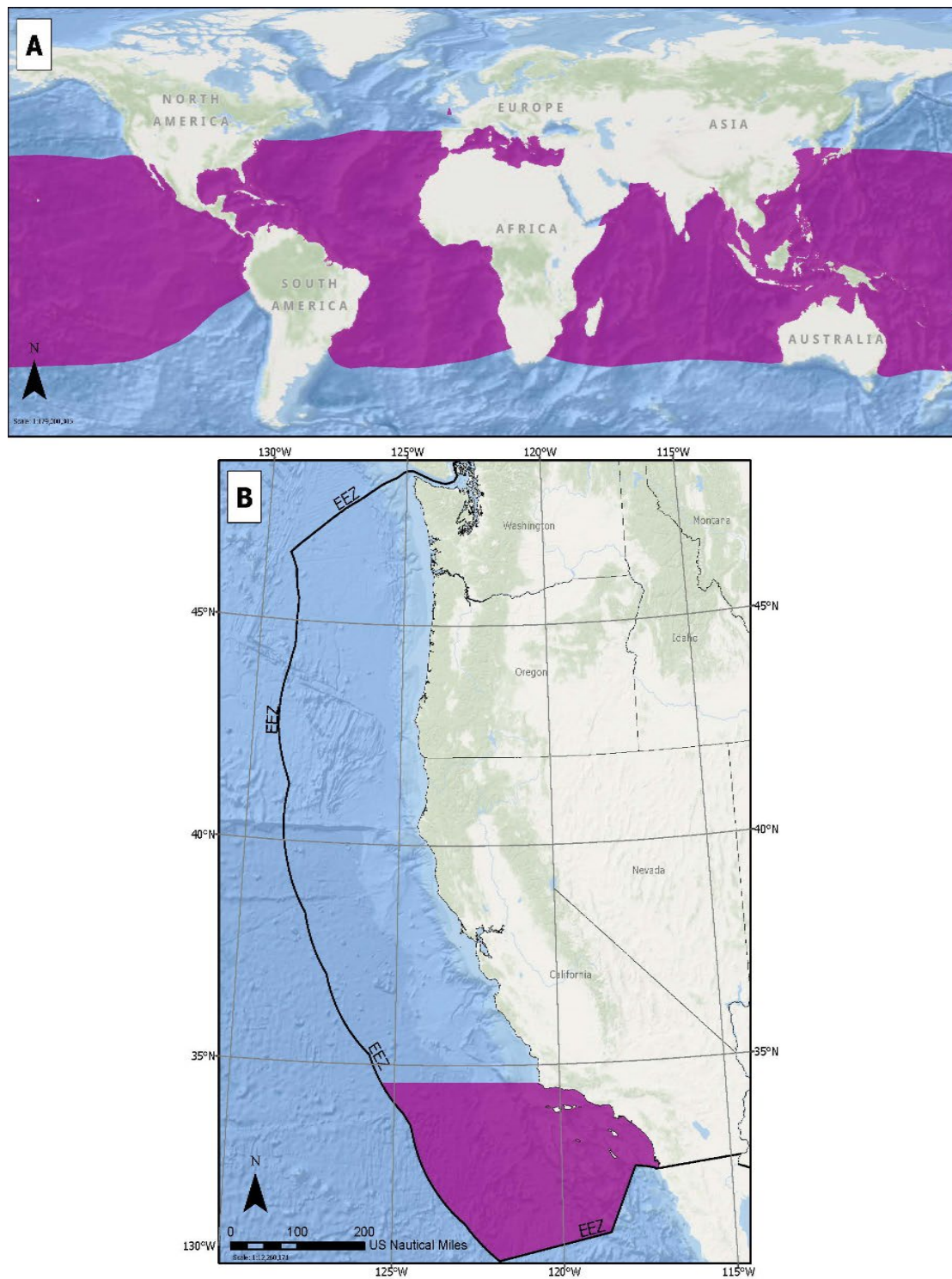
Draft map: IUCN (International Union for Conservation of Nature) 2021. *Tetrapturus audax*. The IUCN Red List of Threatened Species. Version 2022-2

Figure 1 consists of two panels, A and B, illustrating the Exclusive Economic Zone (EEZ) of the United States in the Pacific Ocean. Panel A is a world map showing the EEZ of the United States in purple, with labels for North America, South America, Europe, Africa, Asia, and Australia. A north arrow and a scale bar (1:179,000,305) are included. Panel B is a detailed map of the US EEZ along the West Coast, showing the EEZ boundary in purple. It includes labels for Washington, Oregon, California, Nevada, Idaho, and Montana. A north arrow and a scale bar (1:12,500,121) are also present.

44



**Figure 11:** Dolphinfish (dorado, mahimahi) (a) Global range and (b) Essential Fish Habitat



Draft map: IUCN (International Union for Conservation of Nature) 2010. *Coryphaena hippurus*. The IUCN Red List of Threatened Species. Version 2022-2.

## LITERATURE CITED

- Aalbers, S.A., Bernal, D. and Sepulveda, C.A., 2010. The functional role of the caudal fin in the feeding ecology of the common thresher shark *Alopias vulpinus*. *Journal of Fish Biology*, 76(7), pp.1863-1868.
- Aires-da-Silva, A., Valero, J.L., Maunder, M.N., Minte-Vera, C., Lennert-Cody, C., Román, M.H., Martínez-Ortiz, M., Torrejón-Magallanes, E.J. and Carranza, M.N., 2016. Exploratory stock assessment of dorado (*Coryphaena hippurus*) in the southeastern Pacific Ocean. In 7th Meeting of the Scientific Advisory Committee of the IATTC, 9-13 May 2016, La Jolla, California. Document SAC-07-06a (i).
- Alverson, F. G. 1963. The food of yellowfin and Skipjack tunas in the eastern tropical Pacific Ocean. [In Eng. and Span.] *Inter-Amer. Trop. Tuna Comm. Bull.* 7: 293-396.
- Ambrose, D.A. 1996. Coryphaenidae: Dorados. *In*: The early stages of fishes in the California Current region (Moser, H.G., ed), p. 959-963. California Cooperative Oceanic Fisheries Investigations Atlas 33, 1505 pp.
- Armas, R.G., Sosa-Nishizaki, O., Rodríguez, R.F. and Pérez, V.A.L., 1999. Confirmation of the spawning area of the striped marlin, *Tetrapturus audax*, in the so-called core area of the eastern tropical Pacific off Mexico. *Fisheries Oceanography*, 8(3), pp.238-242.
- Aryafar, H., Preti, A., Dewar, H., and Kohin, S. 2017. Reexamination of the reproductive biology of common thresher sharks along the west coast of North America. Fisheries Resources Division, Southwest Fisheries Science Center, National Marine Fisheries Service, National Oceanic and Atmospheric Administration, 8901 La Jolla Shores Drive, La Jolla, CA 92037, USA.
- Ashida, H., Tanabe, T. and Suzuki, N., 2007. Maturation and spawning activity of skipjack tuna *Katsuwonus pelamis* in the Western Central Pacific Ocean as determined by ovarian histological observation. *Bulletin of the Japanese Society of Scientific Fisheries* (Japan).
- Ashida, H. and Horie, M., 2015. Reproductive condition, spawning season, batch fecundity and spawning fraction of skipjack tuna *Katsuwonus pelamis* caught around Amami-Oshima, Kagoshima, Japan. *Fisheries science*, 81(5), pp.861-869.
- Ashida, H., Tanabe, T., and Suzuki, N. 2017. Difference on reproductive trait of skipjack tuna *Katsuwonus pelamis* female between schools (free vs FAD school) in the tropical western and central Pacific Ocean. *Environ Biol Fish*, 100(8):935–945.
- Ashida, H., Goshio, T., Watanabe, K., Okazaki, M., Tanabe, T. and Uosaki, K., 2020. Reproductive traits and seasonal variations in the spawning activity of female albacore, *Thunnus alalunga*, in the subtropical western North Pacific Ocean. *Journal of sea research*, 160, p.101902.
- Barrett, I., O. Sosa-Nishizaki, and N. Bartoo. 1998. Biology and fisheries of swordfish, *Xiphias gladius*. Papers from the International Symposium on Pacific Swordfish, Ensenada, Mexico. 11-14 December 1994. U.S. Dep. Commer., NOAA Tech. Rep. NMFS 142, 276 p.
- Bartoo, N.W., and T.J. Foreman. 1994. A review of the biology and fisheries for North Pacific albacore (*Thunnus alalunga*). *FAO Fish. Tech. Pap.* 336(2): 173-87.
- Bartoo, N.W. and A.L. Coan, Jr. 1989. An assessment of the Pacific swordfish resource. *In*: Stroud, R.H., editor. Second International Billfish Symposium (1988) Proceedings. Savannah, GA: National Coalition for Marine Conservation. Part I, Fishery and stock synopses, data needs and management; p. 137-51.
- Bayliff, W.H. 1988. Growth of skipjack, *Katuwonus pelamis*, and yellowfin, *Thunnus albacares*, tunas in the Pacific Ocean, as estimated from tagging data. LaJolla, CA: Inter-American Tropical Tuna Commission Bull. 19(4): 311-85.

- Bayliff, W.H. 1994. A review of the biology and fisheries for northern bluefin tuna (*Thunnus thynnus*) in the Pacific Ocean. FAO Fish. Tech. Pap. 336(2): 244-295.
- Bayliff, W.H. 2001. Status of bluefin tuna in the Pacific Ocean. *In*: Status of the tuna and billfish stocks in 1999, p. 211-241. Inter-American Tropical Tuna Commission. Stock Assessment Report 1. IATTC, La Jolla, CA.
- Bayliff, W.H., Y. Ishizuka, and R.B. Deriso. 1991. Growth, movement and attrition of northern bluefin tuna, *Thunnus thynnus*, in the Pacific Ocean, as determined by tagging. La Jolla, CA: Inter-American Tropical Tuna Commission Bull. 20(1):1-94.
- Beardsley, G. L. Jr. 1967. Age, growth and reproduction of the dolphin, *Coryphaena hippurus*, in the Straits of Florida. Copeia 1967:441-451.
- Beckett, J.S. 1974. Biology of swordfish, *Xiphias gladius*, L., in the Northwest Atlantic Ocean. NOAA Tech. Rep. NMFS-SSRF 657, p. 103-106.
- Bedford, D. 1992. Thresher shark. *In* W.S. Leet, C.M. Dewees, and C. W. Haugen, eds, California's Living Marine Resources and Their Utilization, pp. 49-51. California Sea Grant Publication UCSGEP-92-12.
- Bergés-Tiznado, M. E., Márquez-Farías, J. F., Osuna-Martínez, C. C., Torres-Rojas, Y. E., Galván-Magaña, F., & Páez-Osuna, F. 2019. Patterns of mercury and selenium in tissues and stomach contents of the dolphinfish *Coryphaena hippurus* from the SE Gulf of California, Mexico: Concentrations, biomagnification and dietary intake. Marine pollution bulletin, 138, 84-92.
- Bertrand, A., Bard, F.X. and Josse, E., 2002. Tuna food habits related to the micronekton distribution in French Polynesia. Marine Biology, 140(5), pp.1023-1037.
- Bigelow, H.B. and W.C. Schroeder. 1948. Sharks. *In* A.E. Parr and Y.H. Olsen (eds), Fishes of the Western North Atlantic, Part One, p. 59-546. Mem. Sears Found. Mar. Res., Yale Univ.
- Blackburn, M. 1969. Conditions related to upwelling which determine distribution of tropical tunas off western Baja California. Fish. Bull., U.S. 68:147-76.
- Block, B. A, Jonsen, I.D., Jorgensen, S.J., Winship, A.J., Shaffer, S.A., Bograd, S.J., Hazen, E.L., Foley, D.G., Breed, G.A., Harrison, A.L. and Ganong, J.E., 2011. Tracking apex marine predator movements in a dynamic ocean. Nature 475: 86– 90.
- Boustany, A.M., Matteson, R., Castleton, M., Farwell, C. and Block, B.A., 2010. Movements of Pacific bluefin tuna (*Thunnus orientalis*) in the Eastern North Pacific revealed with archival tags. Progress in Oceanography, 86(1-2), pp.94-104.
- Branstetter, S. 1981. Biological notes on the sharks of the north central Gulf of Mexico. Contributions in Marine Science 24, 13–34.
- Brill, R.W., D.B. Holts, R.K.C. Chang, S. Sullivan, H. Dewar, and F.G. Carey. 1993. Vertical and horizontal movements of striped marlin (*Tetrapturus audax*) near the Hawaiian Islands, determined by ultrasonic telemetry, with simultaneous measurement of oceanic currents. Mar. Biol. 117(4):567-76.
- Brock, R.E. 1984. A contribution to the trophic biology of blue marlin (*Makaira nigricans* Lacepede, 1802) in Hawaii. Pacific Sci. 38: 141-149.
- Brodeur, R. D., H.V. Lorz, and W.G. Pearcy. 1987. Food habits and dietary variability of pelagic nekton of Oregon and Washington, 1979-1984. NOAA Tech. Rep. NMFS 57:32 p.
- Bromhead, D., Pepperell, J., Wise, B. and Findlay, J., 2003. Striped marlin: Biology and fisheries. Canberra, Australia: Bureau of Rural Sciences.

- Buenafe, K.C.V., Everett, J.D., Dunn, D.C., Mercer, J., Suthers, I.M., Schilling, H.T., Hinchliffe, C., Dabalà, A. and Richardson, A.J., 2022. A global, historical database of tuna, billfish, and saury larval distributions. *Scientific Data*, 9(1), pp.1-9.
- Cailliet, G. M., and Bedford, D. W. 1983. The biology of three pelagic sharks from California waters, and their emerging fisheries: a review. *California Cooperative Oceanic Fisheries Investigations Reports XXIV*, 5769.
- Calkins, T.P. 1980. Synopsis of biological data on the bigeye tuna, *Thunnus obesus* (Lowe, 1839) in the Pacific Ocean. Inter-American Tropical Tuna Commission. Special Report 2: 213-260.
- Calkins, T. P., M. Yamaguchi, and N. Miyabe. 1993. Some observations on bigeye tuna (*Thunnus obesus*) caught by the surface and longline fisheries for tuna in the eastern Pacific Ocean. Inter-American Tropical Tuna Commission. IATTC Bull. 20(8): 441-499.
- Camhi, M. 1999. Sharks on the line II: An analysis of Pacific state shark fisheries. National Audubon Society, Living Oceans Program, Islip, N.Y. 116 p.
- Cartamil, D., Wegner, N.C., Kacev, D., Ben-Aderet, N., Kohin, S. and Graham, J.B., 2010a. Movement patterns and nursery habitat of juvenile thresher sharks *Alopias vulpinus* in the Southern California Bight. *Marine Ecology Progress Series*, 404, pp.249-258.
- Cartamil, D., Wegner, N.C., Aalbers, S., Sepulveda, C.A., Baquero, A. and Graham, J.B., 2010b. Diel movement patterns and habitat preferences of the common thresher shark (*Alopias vulpinus*) in the Southern California Bight. *Marine and Freshwater Research*, 61(5), pp.596-604.
- Cartamil, D.P., Sepulveda, C.A., Wegner, N.C., Aalbers, S.A., Baquero, A. and Graham, J.B., 2011. Archival tagging of subadult and adult common thresher sharks (*Alopias vulpinus*) off the coast of southern California. *Marine Biology*, 158(4), pp.935-944.
- Cartamil, D., Wraith, J., Wegner, N.C., Kacev, D., Lam, C.H., Santana-Morales, O., Sosa-Nishizaki, O., Escobedo-Olvera, M., Kohin, S., Graham, J.B. and Hastings, P., 2016. Movements and distribution of juvenile common thresher sharks *Alopias vulpinus* in Pacific coast waters of the USA and Mexico. *Marine Ecology Progress Series*, 548, pp.153-163.
- Cerna, J.F., 2009. Age and growth of the swordfish (*Xiphias gladius* Linnaeus, 1758) in the southeastern Pacific off Chile (2001). *Latin American Journal of Aquatic Research*, 37(1), pp.59-69.
- Chambers, M., Sippel, T., Domeier, M. and Holdsworth, J., 2013. The spatial distribution of striped marlin in the SW Pacific Ocean. Estimates from PSAT tagging data. In Ninth Regular Session of the Western and Central Pacific Fisheries Scientific Committee.
- Chen, K.S., Crone, P. and Hsu, C.C., 2006. Reproductive biology of female Pacific bluefin tuna *Thunnus orientalis* from south-western North Pacific Ocean. *Fisheries Science*, 72(5), pp.985-994.
- Childers, J., Snyder, S. and Kohin, S., 2011. Migration and behavior of juvenile North Pacific albacore (*Thunnus alalunga*). *Fisheries Oceanography*, 20(3), pp.157-173.
- Chong, J. and Aguayo, M., 2009. Age and growth of swordfish (*Xiphias gladius* Linnaeus, 1758) in the southeastern Pacific (December 1994-September 1996). *Latin American journal of aquatic research*, 37(1), pp.1-15.
- Cliff, G., S.F.J Dudley and B. Davis. 1990. Sharks caught in the protective gill nets of Natal South Africa. 3. The shortfin mako shark *Isurus oxyrinchus* (Rafinesque). *South African J. Mar. Sci.* 9: 115-126.
- Cole, J.S. 1980. Synopsis of biological data on the yellowfin tuna, *Thunnus albacares* (Bonnaterre, 1788), in the Pacific Ocean. Inter-American Tropical Tuna Commission. Special Report 2: 71-150.



- Collette, B.B. 2010. Reproduction and Development in Epipelagic Fishes. In: Cole, K.S. (ed.), Reproduction and sexuality in marine fishes: patterns and processes, pp. 21-63. University of California Press, Berkeley.
- Collette, B.B. and C.E. Nauen. 1983. An annotated and illustrated catalogue of the tunas, mackerels, bonitos, and related species known to date. FAO Fish Synopsis, Volume 2. Rome: Food and Agriculture Organization. 137 pp.
- Collette, B., Acero, A., Amorim, A.F., Boustany, A., Canales Ramirez, C., Cardenas, G., Carpenter, K.E., de Oliveira Leite Jr., N., Di Natale, A., Fox, W., Fredou, F.L., Graves, J., Viera Hazin, F.H., Juan Jorda, M., Minte Vera, C., Miyabe, N., Montano Cruz, R., Nelson, R., Oxenford, H., Schaefer, K., Serra, R., Sun, C., Teixeira Lessa, R.P., Pires Ferreira Travassos, P.E., Uozumi, Y. & Yanez, E. 2011. *Coryphaena hippurus*. The IUCN Red List of Threatened Species 2011: e.T154712A4614989. <https://dx.doi.org/10.2305/IUCN.UK.2011-2.RLTS.T154712A4614989.en>. Accessed on 15 November 2022.
- Collette, B.B. and Graves, J. 2019. Tunas and Billfishes of the World. Johns Hopkins University Press, Baltimore, Maryland.
- Collette, B.B., Boustany, A., Fox, W., Graves, J., Juan Jorda, M. & Restrepo, V. 2021a. *Thunnus alalunga*. The IUCN Red List of Threatened Species 2021a: e.T21856A46911332. <https://dx.doi.org/10.2305/IUCN.UK.2021-2.RLTS.T21856A46911332.en>. Accessed on 16 November 2022.
- Collette, B.B., Boustany, A., Fox, W., Graves, J., Juan Jorda, M. & Restrepo, V. 2021b. *Thunnus obesus*. The IUCN Red List of Threatened Species 2021b: e.T21859A46912402. <https://dx.doi.org/10.2305/IUCN.UK.2021-2.RLTS.T21859A46912402.en>. Accessed on 16 November 2022.
- Collette, B.B., Boustany, A., Fox, W., Graves, J., Juan Jorda, M. & Restrepo, V. 2021c. *Thunnus orientalis*. The IUCN Red List of Threatened Species 2021: e.T170341A170087840. <https://dx.doi.org/10.2305/IUCN.UK.2021-2.RLTS.T170341A170087840.en>. Accessed on 16 November 2022.
- Collette, B.B., Boustany, A., Fox, W., Graves, J., Juan Jorda, M. & Restrepo, V. 2021d. *Katsuwonus pelamis*. The IUCN Red List of Threatened Species 2021: e.T170310A46644566. <https://dx.doi.org/10.2305/IUCN.UK.2021-2.RLTS.T170310A46644566.en>. Accessed on 16 November 2022.
- Collette, B.B., Boustany, A., Fox, W., Graves, J., Juan Jorda, M. & Restrepo, V. 2021e. *Thunnus albacares*. The IUCN Red List of Threatened Species 2021: e.T21857A46624561. <https://dx.doi.org/10.2305/IUCN.UK.2021-2.RLTS.T21857A46624561.en>. Accessed on 16 November 2022.
- Collette, B.B., Di Natale, A., Fox, W., Graves, J., Juan Jorda, M., Schratwieser, J. & Pohlot, B. 2022a. *Kajikia audax*. The IUCN Red List of Threatened Species 2022: e.T170309A170084118. <https://dx.doi.org/10.2305/IUCN.UK.2022-1.RLTS.T170309A170084118.en>. Accessed on 16 November 2022.
- Collette, B.B., Di Natale, A., Fox, W., Graves, J., Juan Jorda, M., Pohlot, B., Restrepo, V. & Schratwieser, J. 2022b. *Xiphias gladius*. The IUCN Red List of Threatened Species 2022: e.T23148A46625751. <https://dx.doi.org/10.2305/IUCN.UK.2022-1.RLTS.T23148A46625751.en>. Accessed on 16 November 2022.
- Collins, J.W. 1892. Report on the fisheries of the Pacific Coast of the United States. Rep. U.S. Comm. Fish. Fish. 1888 (Part II): 3-269.
- Compagno, L. J. V. 1984. Sharks of the world: an annotated and illustrated catalogue of shark species known to date. Food and Agriculture Organization Species Catalogue, Vol. 4, Part 2. Carcharhiniformes. FAO Fisheries Synopsis 125, 251-655.

- Compagno, L.J., 2001. Sharks of the world. An annotated and illustrated catalogue of shark species known to date, vol 2. Bullhead, mackerel and carpet sharks (Heterodontiformes, Lamniformes and Orectolobiformes). FAO species catalogue for fishery purposes, 1, pp.viii+1.
- Conde-Moreno, M. and Galván-Magaña, F., 2006. Reproductive biology of the mako shark *Isurus oxyrinchus* on the south-western coast of Baja California, Mexico. *Cybiu*, 30(4), pp.75-83.
- Dagorn, L., Bach, P. and Josse, E. 2000. Movement patterns of large Bigeye Tuna (*Thunnus obesus*) in the open ocean, determined using ultrasonic telemetry. *Marine Biology* 136: 361-371.
- DeMartini, E.E., Uchiyama, and H.A. Williams. 2000. Sexual maturity, sex ratio, and size composition of swordfish, *Xiphias gladius*, caught by the Hawaii-based pelagic longline fishery. *Fish. Bull. U.S.* 98: 489506.
- DeMartini, E.E., Uchiyama, J.H., Humphreys Jr, R.L., Sampaga, J.D. and Williams, H.A., 2007. Age and growth of swordfish (*Xiphias gladius*) caught by the Hawaii-based pelagic longline fishery. *Fish. Bull.*, 105 (2007), pp. 356-367
- Dewar, H., Prince, E.D., Musyl, M.K., Brill, R.W., Sepulveda, C., Luo, J., Foley, D., Orbesen, E.S., Domeier, M.L., Nasby-Lucas, N. and Snodgrass, D., 2011. Movements and behaviors of swordfish in the Atlantic and Pacific Oceans examined using pop-up satellite archival tags. *Fisheries Oceanography*, 20(3), pp.219-241.
- Dewar, H., Snodgrass, O.E., Muhling, B.A. and Schaefer, K.M., 2022. Recent and historical data show no evidence of Pacific bluefin tuna reproduction in the southern California Current system. *PloS one*, 17(5), p.e0269069.
- Dickson, K.A. and Graham, J.B., 2004. Evolution and consequences of endothermy in fishes. *Physiological and Biochemical Zoology*, 77(6), pp.998-1018.
- Domeier, M.L., Kiefer, D., Nasby-Lucas, N., Wagschal, A. and O'Brien, F., 2005. Tracking Pacific bluefin tuna (*Thunnus thynnus orientalis*) in the northeastern Pacific with an automated algorithm that estimates latitude by matching sea-surface-temperature data from satellites with temperature data from tags on fish. *Fishery Bulletin*, 103(2), pp.292-306.
- Domeier, M.L., 2006. An analysis of Pacific striped marlin (*Tetrapturus audax*) horizontal movement patterns using pop-up satellite archival tags. *Bulletin of Marine Science*, 79(3), pp.811-825.
- Domeier, M.L., Ortega-Garcia, S., Nasby-Lucas, N. and Offield, P., 2018. First marlin archival tagging study suggests new direction for research. *Marine and Freshwater Research*, 70(4), pp.603-608.
- Dubsky, P.A. 1974. Movement patterns and activity levels of fishes in Morro Bay, California as determined by ultrasonic tagging. Master of Science thesis, California Polytechnic State University, San Luis Obispo, CA, 86 p.
- Duffy, L.M., Kuhnert, P.M., Pethybridge, H.R., Young, J.W., Olson, R.J., Logan, J.M., Goñi, N., Romanov, E., Allain, V., Staudinger, M.D. and Abecassis, M. 2017. Global trophic ecology of yellowfin, bigeye, and albacore tunas: understanding predation on micronekton communities at ocean-basin scales. *Deep Sea Research Part II: Topical Studies in Oceanography*, 140, pp.55-73.
- Ebert, D.A., Fowler, S. and Compagno, L. 2013. *Sharks of the World. A Fully Illustrated Guide*. Wild Nature Press, Plymouth, United Kingdom.
- Ekstrom, J.A., 2009. California Current Large Marine Ecosystem: Publicly available dataset of state and federal laws and regulations. *Marine Policy*, 33(3), pp.528-531.
- Eitner, B. 1999. Contract progress report proposal no. 97SW01, March 1999. National Marine Fisheries Service, Southwest Fisheries Science Ctr., P.O. Box 271, La Jolla, CA 92038.

- Eschmeyer, W.N., E.S. Herald, and H. Hammann. 1983. A Field Guide to Pacific Coast Fishes of North America from the Gulf of Alaska to Baja California. Houghton Mifflin, Boston, 336 p.
- Farley, J.H., Clear, N.P., Leroy, B., Davis, T.L. and McPherson, G., 2006. Age, growth and preliminary estimates of maturity of bigeye tuna, *Thunnus obesus*, in the Australian region. Marine and freshwater Research, 57(7), pp.713-724.
- Farley, J., Eveson, P., Krusic-Golub, K., Sanchez, C., Rouspard, F., McKechnie, S., Nichol, S., Leroy, B., Smith, N., and Chang, S.-K. 2017. Age, growth and maturity of bigeye tuna in the Pacific. Technical Report WCPFC-SC13- 2017/SA-WP-01, Rarotonga, Cook Islands, 9–17 August 2017.
- Farley, J., Krusic-Golub, K., Eveson, P., Clear, N., Rouspard, F., Sanchez, C., Nicol, S., and Hampton, J. 2020. Age and growth of yellowfin and bigeye tuna in the western and central Pacific Ocean from otoliths. Technical Report SC16-SA-WP-02.
- Foreman, T.J. 1980. Synopsis of biological data on the albacore tuna, *Thunnus alalunga* (Bonnaterre, 1788), in the Pacific Ocean. Inter-American Tropical Tuna Commission Spec. Rep. 2: 21-70.
- Foreman, T. J. and Y. Ishizuka. 1990. Giant bluefin off southern California, with a new California size record. Calif. Fish Game 76(3):181-186.
- Fujinami, Y., Semba, Y., Okamoto, H., Ohshima, S., Tanaka, S., 2017. Reproductive biology of the blue shark (*Prionace glauca*) in the western North Pacific Ocean. Mar. Freshw. Res. doi:10.1071/MF16101
- Fujinami, Y., Semba, Y. and Tanaka, S., 2019. Age determination and growth of the blue shark (*Prionace glauca*) in the western North Pacific Ocean. Fishery Bulletin, 117. shark (*Prionace glauca*) in the western North Pacific Ocean. Mar. Freshw. Res. doi:10.1071/MF16101
- Fukuda H., Yamasaki I., Takeuchi Y., Kitakado T., Shimose T., Ishihara T., Ota T., Watai M., Lu H.-B. and Shiao J.-C. 2015. Estimates of growth function from length-at-age data based on otolith annual rings and daily rings for Pacific Bluefin tuna. ISC/15/PBFWG-2/11.
- Fujioka, K., Fukuda, H., Tei, Y., Okamoto, S., Kiyofuji, H., Furukawa, S., Takagi, J., Estess, E., Farwell, C.J., Fuller, D.W. and Suzuki, N., 2018. Spatial and temporal variability in the trans-Pacific migration of Pacific bluefin tuna (*Thunnus orientalis*) revealed by archival tags. Progress in Oceanography, 162, pp.52-65.
- Gervelis, B.J. and Natanson, L.J., 2013. Age and growth of the common thresher shark in the western North Atlantic Ocean. Transactions of the American Fisheries Society, 142(6), pp.1535-1545.
- Gilmore, R.G. 1993. Reproductive biology of lamnoid sharks. Environ. Biol. Fish. 38:95-114
- Goldman, K.J. 2005. Thresher Shark *Alopias vulpinus* (Bonnaterre, 1788). Sharks, rays and chimaeras: the status of the chondrichthyan fishes. IUCN (The World Conservation Union), IUCN/SSC Shark Specialist Group, Gland, Switzerland, pp.250-252.
- González-Armas, R., Klett-Traulsen, A. and Hernández-Herrera, A., 2006. Evidence of billfish reproduction in the southern Gulf of California, Mexico. Bulletin of Marine Science, 79(3), pp.705-717.
- Graham, B.S., Grubbs, D., Holland, K. and Popp, B.N., 2007. A rapid ontogenetic shift in the diet of juvenile yellowfin tuna from Hawaii. Marine Biology, 150(4), pp.647-658.
- Graves, J.E., M.A. Simovich, and K.M. Schaefer. 1988. Electrophoresis identification of early juvenile yellowfin tuna, *Thunnus albacares*. Fish Bull., U.S. 86(4):835-8.
- Grewe, P. M., Feutry, P., Hill, P. L., Gunasekera, R. M., Schaefer, K. M., Itano, D. G., Fuller, D. W., Foster, S. D., and Davies, C. R. 2015. Evidence of discrete yellowfin tuna (*Thunnus albacares*) populations demands rethink of management for this global important resource. Nature Science Reports, 5(16915).

Grewe, P. M., Wudianto, C., Proctor, C. H., Adam, M. S., Jauhary, A. R., Schaefer, K., Itano, D. G., Evans, K., Killian, A., Foster, S. D., Gosselin, T., Feutry, P., Aulich, J., Gunasekera, R. M., Lansdell, M., and Davies, C. R. 2019. Population Structure and Connectivity of Tropical Tuna Species across the Indo Pacific Ocean Region. Technical Report WCPFC-SC15-2019/SA-IP-15.

Griffiths, S., Sepulveda, C. and Aalbers, S., Movements of swordfish (*Xiphias gladius*) in the northeastern Pacific Ocean as determined by electronic tags (2002-2019). ISC/20/BILLWG-01/10, January 2020.

Gubanov, Y.P. 1978. The reproduction of some species of pelagic sharks from the equatorial zone of the Indian Ocean. J. Ichthyol. 15: 37-43.

Hammann, M.G., Palleiro Nayar, J.S. and Sosa Nishizaki, O. 1995. The Effects of the 1992 El Niño on the Fisheries of Baja California, Mexico. California Cooperative Oceanic Fisheries Investigations Report, pp.127-135.

Hampton, J. and K. Bailey. 1993. Fishing for tunas associated with floating objects: a review of the western Pacific fishery. Noumea, New Caledonia: South Pacific Commission. 48 pp.

Hanan, D.A., D.B. Holts, A.L. Coan, Jr. 1993. The California drift gill net fishery for sharks and swordfish, 1981-1982 through 1990-91. Calif. Dep. Fish Game, Fish Bull. 175, 95 p.

Harada, T., O. Murata, and S. Oda. 1980. Rearing of and morphological changes in larvae and juveniles of yellowfin tuna. Bull. Fac. Agric. Kinki. Univ. (13):33-6.

Harvey, J.T. 1989. Food habits, seasonal abundance, size and sex of the blue shark, *Prionace glauca* in Monterey Bay, California. Calif. Fish Game 75(1):33-44.

Hazin, F.H.V., C.E. Boeckman, E.C. Leal, R.P.T. Lessa, K. Kihara, and K. Otsuka. 1994. Distribution and relative abundance of the blue shark, *Prionace glauca*, in the southwestern equatorial Atlantic Ocean. Fish. Bull., U.S. 92: 474-480.

Higgins, B.E. 1970. The distribution of juveniles of four species of tunas in the Pacific Ocean. Proc. Indo-Pac. Fish. Coun. 12(2):79-99.

Hixon, M.A. 1979. Term fetuses from a large common thresher shark, *Alopias vulpinus*. Calif. Fish Game 65:191-192.

Holder, C.F. 1914. Attempts to protect the sea fisheries of southern California. Calif. Fish Game 1: 9-19.

Holts, D. B. 2001a. Striped Marlin. California Living Marine Resources: a Status Report, Calif. Dept. Fish Game, pp.334-335.

Holts, D.B. 2001b. Swordfish. California Living Marine Resources: A status report. Sacramento, CA: California Department of Fish and Game. p, pp.322-324.

Holts, D.B., A. Julian, O. Sosa-Nishizaki and N.W. Bartoo. 1998. Pelagic shark fisheries along the west coast of the United States and Baja California, Mexico. Fish. Res. 39(2): 115-125.

Holts, D.B. and O. Sosa-Nishizaki. 1998. Swordfish, *Xiphias gladius*, fisheries of the eastern North Pacific Ocean. U.S. Dep. Commer., NOAA Tech. Rep. NMFS 142, 65-76.

Holts DB, Wilson C, Lowe CG 2001. Blue shark. In: Leet SW, Dewees CM, Klingbeil R, Larson EJ (eds) California's living marine resources: a status report. University of California Agriculture and Natural Resources, Davis, CA, p 342-344.

Humphreys, R. and Brodziak, J., 2019, May. Reproductive maturity of striped marlin (*Kajikia audax*), in the central North Pacific off Hawaii. In Proceedings of the Billfish Working Group Workshop, Honolulu, HI, USA (pp. 8-15).

- Hunter, J.R., A.W. Argue, W.H. Bayliff, A. E. Dizon, A. Fonteneau, D. Goodman, and G. R. Seckel. 1986. The dynamics of tuna movements: an evaluation of past and future research. FAO Fish. Tech. Pap. 277: vi, 78 pp.
- Hyde, J.R., Humphreys, R., Musyl, M., Lynn, E. and Vetter, R., 2006. A central North Pacific spawning ground for striped marlin, *Tetrapturus audax*. Bulletin of Marine Science, 79(3), pp.683-690.
- IGFA 2001. Database of IGFA angling records until 2001. IGFA, Fort Lauderdale, USA
- Inagake, D., Yamada, H., Segawa, K., Okazaki, M., Nitta, A., Itoh, T., 2001. Migration of young bluefin tuna, *Thunnus orientalis* (Temminck et Schlegel), through archival tagging experiments and its relation with oceanographic conditions in the western North Pacific. Bulletin of the Far Seas Fisheries Research Laboratory 38, 53–81.
- Inter-American Tropical Tuna Commission (IATTC). 2001a. Status of albacore tuna in the Pacific Ocean. *In*: Status of the tuna and billfish stocks in 1999, p. 255-271. Inter-American Tropical Tuna Commission. Stock Assessment Report 1. IATTC, La Jolla, CA.
- Inter-American Tropical Tuna Commission (IATTC). 2001b. Status of skipjack tuna in the Eastern Pacific Ocean. *In*: Status of the tuna and billfish stocks in 1999, p. 87-108. Inter-American Tropical Tuna Commission. Stock Assessment Report 1. IATTC, La Jolla, CA.
- Inter-American Tropical Tuna Commission (IATTC). 2016. Report of the 2nd Technical Meeting on Dorado. Inter-American Tropical Tuna Commission, Lima, Peru, 27-29 October 2015. 20 pp.
- ISC 2018. Stock assessment for Swordfish (*Xiphias gladius*) in the Western and Central North Pacific Ocean through 2016. ISC/18/ANNEX/16, July 2018.
- ISC. 2020. Stock assessment of Albacore Tuna in the north Pacific Ocean in 2020. ISC/20/ANNEX/12, July 2020.
- ISC. 2022a. Stock assessment and future projections of Blue Sharks in the north Pacific Ocean through 2020. ISC/22/ANNEX/12, July 2022.
- ISC. 2022b. Stock assessment of Pacific Bluefin tuna in the Pacific Ocean in 2022. ISC/22/ANNEX/13, July 2022.
- Itano, D.G. 1997. Yellowfin tuna biology and fisheries in the Pacific. Honolulu: Pelag. Fish. Res. Prog. Newslet. 2(4):6-8.
- ISC 2023. Report of the Twenty-Third Meeting of the International Scientific Committee for Tuna and Tuna-Like Species in the North Pacific Ocean. July 2023.
- Itano, D. (2000). The reproductive biology of yellowfin tuna (*Thunnus albacares*) in Hawaiian waters and the western tropical Pacific Ocean: Project summary. JIMAR Contribution 00-328 SOEST 00-01.
- Itoh, T., Tsuji, S., Nitta, A., 2003. Swimming depth, ambient water temperature preference, and feeding frequency of young Pacific bluefin tuna (*Thunnus orientalis*) determined with archival tags. Fisheries Bulletin 101, 535–544
- Ito, R.Y. and W.A. Machado. 1997. Annual report of the Hawaii-based longline fishery for 1996. Honolulu Laboratory Administrative Report H-97-12. NMFS Southwest Fisheries Science Center, Honolulu, HI, 48 pp.
- James KC, Heberer LN, Lee H, Dewar H, Siddalla A. 2021. Comparison of Length Sampling Programs for recreational fisheries of U.S. Pacific Bluefin Tuna from 2014 to 2020. NMFS-SWFSC-652.
- Jones, J.B. 1991. Movements of albacore tuna (*Thunnus alalunga*) in the South Pacific: evidence from parasites. Mar. Biol. 111(1):1-10.
- Josse, E., Bach, P. and Dagorn, L., 1998. Simultaneous observations of tuna movements and their prey by sonic tracking and acoustic surveys. Hydrobiologia, 371, pp.61-69.

- Kinney, M.J., Wells, R.J.D. and Kohin, S., 2016. Oxytetracycline age validation of an adult shortfin mako shark *Isurus oxyrinchus* after 6 years at liberty. *Journal of Fish Biology*, 89(3), pp.1828-1833.
- Kinney, M.J., Kacev, D., Sippel, T., Dewar, H. and Eguchi, T., 2020. Common thresher shark *Alopias vulpinus* movement: Bayesian inference on a data-limited species. *Marine Ecology Progress Series*, 639, pp.155-167.
- Kitagawa, T., Boustany, A.M., Farwell, C., Williams, T.D., Castleton, M., Block, B.A., 2007. Horizontal and vertical movements of juvenile Pacific bluefin tuna (*Thunnus orientalis*) in relation to seasons and oceanographic conditions in the eastern Pacific Ocean. *Fisheries Oceanography*, 16(5), pp.409-421.
- Kopf, R.K., Davie, P.S., Bromhead, D.B. and Young, J.W., 2012. Reproductive biology and spatiotemporal patterns of spawning in striped marlin *Kajikia audax*. *Journal of Fish Biology*, 81(6), pp.1834-1858.
- Kraul, S. 1999. Seasonal abundance of the dorado, *Coryphaena hippurus*, in Hawaii and the tropical Pacific Ocean. *In: Biology and Fishery of Dorado and Related Species* (E. Massuti and B. Morales-Nin, eds.). *Scientia Marina* 63(3-4):261-266.
- Kronman, M. 1998. Drifting where the fish take you. *National Fisherman* Nov. 1998, pp. 36-37,47.
- Kume, S. 1967. Distribution and migration of bigeye tuna in the Pacific Ocean. *Rep. Nankai Reg. Fish. Res. Lab.* 25:75-80.
- Lam, C.H., Kiefer, D.A. and Domeier, M.L., 2015. Habitat characterization for striped marlin in the Pacific Ocean. *Fisheries research*, 166, pp.80-91.
- Lam, C.H., Nasby-Lucas, N., Ortega-Garcia, S., Offield, P. and Domeier, M.L., 2022. Depth-based geolocation processing of multi-year striped marlin archival tag data reveals residency in the Eastern Pacific Ocean. *Animal Biotelemetry*, 10(1), pp.1-14.
- Lasso, J. and L. Zapata. 1999. Fisheries and biology of *Coryphaena hippurus* (Pisces: Coryphaenidae) in the Pacific Coast of Columbia and Panama. *Scientia Marina* 63 (3-4): 387-399.
- Laurs, M.R. and R.J. Lynn. 1991. North Pacific albacore ecology and oceanography. *In: Wetherall, J.A., editor. Biology, oceanography and fisheries of the North Pacific Transition Zone and Subarctic Frontal Zone*. Washington: NMFS (NOAA) Tech. Rep. 105. p. 69-87.
- Lehodey, P., Bertignac, M., Hampton, J., Lewis, A., and Picaut, J. 1997. El Niño Southern Oscillation and tuna in the western Pacific. *Nature*, 389:715–718.
- Lehodey, P., 2001. The pelagic ecosystem of the tropical Pacific Ocean: dynamic spatial modelling and biological consequences of ENSO. *Progress in Oceanography*, 49(1-4), pp.439-468.
- Leis, J.M., T. Trnski, M. Harliem-Vivien, et al. 1991. High concentrations of tuna larvae (Pisces: Scombridae) in near-reef waters of French Polynesia (Society and Tuamotu Islands, South Pacific Ocean). *Bull. Mar. Sci.* 48(1):150-8.
- Litvinov, F. F. 1990. Structure of epipelagic elasmobranch communities in the Atlantic and Pacific oceans and their change in recent geologic time. *Journal of Ichthyology* 29(8), 75-87.
- Lopez, J., Lennert-Cody, C., Maunder, M., Xu, H., Brodie, S., Jacox, M. and Hartog, J., 2019, September. Developing alternative conservation measures for bigeye tuna in the Eastern Pacific Ocean: a dynamic ocean management approach. In *American Fisheries Society & The Wildlife Society 2019 Joint Annual Conference*. AFS.
- Lu, C-P. 2014. Bayesian analyses of genetic variation and population differentiation in Pacific swordfish (*Xiphias gladius* L.) and the development of high resolution melting assays for species identification and potential sex-linked marker survey in istiophorid billfish [Unpublished dissertation]. Texas A&M University.

Lynn, R. J. and J.J. Simpson. 1990. The flow of the undercurrent over the Continental borderland off southern California. J. Geophys. Res. 95(C8):12,995-13,008.

Lynn, R.J., K.A. Bliss, and L.E. Eber. 1982. Vertical and horizontal distributions of seasonal mean temperature, salinity, sigma-t, stability, dynamic height, oxygen, and Oxygen saturation in the California Current, 1950-1978. Calif. Coop. Ocean. Fish. Invest. Atlas 30, 513 p.

Lyons, K., Preti, A., Madigan, D.J., Wells, R.J.D., Blasius, M.E., Snodgrass, O.E., Kacev, D., Harris, J.D., Dewar, H., Kohin, S. and MacKenzie, K., 2015. Insights into the life history and ecology of a large shortfin mako shark *Isurus oxyrinchus* captured in southern California. Journal of Fish Biology, 87(1), pp.200-211.

Madigan, D.J., Carlisle, A.B., Dewar, H., Snodgrass, O.E., Litvin, S.Y., Micheli, F. and Block, B.A., 2012. Stable isotope analysis challenges wasp-waist food web assumptions in an upwelling pelagic ecosystem. Scientific reports, 2(1), pp.1-10.

Madigan, D.J., Carlisle, A.B., Gardner, L.D., Jayasundara, N., Micheli, F., Schaefer, K.M., Fuller, D.W. and Block, B.A., 2015. Assessing niche width of endothermic fish from genes to ecosystem. Proceedings of the National Academy of Sciences, 112(27), pp.8350-8355.

Madigan, D.J., Boustany, A. and Collette, B.B., 2017. East not least for Pacific bluefin tuna. Science, 357(6349), pp.356-357.

Marín-Enríquez, E., Seoane, J., & Muhlia-Melo, A. 2018. Environmental modeling of occurrence of dolphinfish (*Coryphaena* spp.) in the Pacific Ocean off Mexico reveals seasonality in abundance, hot spots and migration patterns. Fisheries Oceanography, 27(1), 28-40.

Markaida, U. and F. Hochberg. 2005. Cephalopods in the Diet of Swordfish (*Xiphias gladius*) Caught off the West Coast of Baja California, Mexico. Pacific Science, 59(1): 25-41.

Markaida, U. and O. Sosa-Nishizaki. 1998. Food and feeding habits of the swordfish, *Xiphias gladius* L., off western Baja California. U.S. Dep. Commer., NOAA Tech. Rep. NMFS 142, p. 245-257.

Matsumoto, W.M. 1961. Identification of larvae of four species of tuna from the Indo-Pacific region. Part 1, The Carlsberg Foundation's oceanic expedition round the world 1928-30 and previous Dana expeditions. Dana Rep. 5:16.

Matsumoto, W.M. and T.K. Kazama. 1974. Occurrence of young billfishes in the central Pacific Ocean. NMFSSSRF 675(2): 238-51.

Matsumoto, W.M., Skillman, R.A. and Dizon, A.E., 1984. Synopsis of biological data on skipjack tuna, *Katsuwonus pelamis* (No. 136). National Oceanic and Atmospheric Administration, National Marine Fisheries Services.

McDowell, J.R. and Graves, J.E., 2008. Population structure of striped marlin (*Kajikia audax*) in the Pacific Ocean based on analysis of microsatellite and mitochondrial DNA. Canadian Journal of Fisheries and Aquatic Sciences, 65(7), pp.1307-1320.

McFarlane, G.A., R.P. McPhie and J.R. King. 2010. Distribution and life history parameters of elasmobranch species in British Columbia waters. Canadian Technical Report of Fisheries and Aquatic Sciences 2908

McPherson, G.R. 1991. Reproductive biology of yellowfin and bigeye tuna in the eastern Australian Fishing Zone, with special reference to the north western Coral Sea. Aust. J. Mar. Freshwater Res. 42:465-77.

Mearns, A.J., D.R. Young, R. J. Olson, and H.A. Schafer. 1981. Trophic structure and cesium-potassium ratio in pelagic ecosystems. Calif. Coop. Oceanic Fish. Invest. (CalCOFI) Rep. 22:99-110.

- Michaud, A., Hyde, J., Kohin, S. and Vetter, R., 2011. Mitochondrial DNA sequence data reveals barriers to dispersal in the highly migratory shortfin mako shark (*Isurus oxyrinchus*). In Report of the Shark Working Group Workshop. Annex (Vol. 4).
- Miller, J.M. 1979. Nearshore abundance of tuna (Pisces: Scombridae) larvae in the Hawaiian Islands. Bull. Mar. Sci. 29:19-26.
- Miyabe, N., and W.H. Bayliff. 1998. A review of the biology and fisheries for bigeye tuna, *Thunnus obesus*, in the Pacific Ocean. Inter-American Tropical Tuna Commission. Special Report 9, p. 129-170.
- Mollet, H.F., G. Cliff, H.L. Pratt, Jr., and J.D. Stevens. 2000. Reproductive biology of the female shortfin mako *Isurus oxyrinchus* Rafinesque 1810 with comments on the embryonic development of lamnoids. Fish. Bull., U.S. 98(2):299-318.
- Moore, B. R., Bell, J. D., Evans, K., Farley, J., Grewe, P. M., Hampton, J., Marie, A. D., MintoVera, C., Nicol, S., Pilling, G. M., Scutt Phillips, J., Tremblay-Boyer, L., Williams, A. J., and Smith, N. 2020. Defining the stock structures of key commercial tunas in the Pacific Ocean I: Current knowledge and main uncertainties. Fisheries Research, 230:105525.
- Moreno, J.A., J.I. Parajúa and J. Morón. 1989. Biología reproductiva y fenología de *Alopias vulpinus* (Bonnaterre, 1788) Squaliformes: Alopiidae) en el Atlántico nor-oriental y Mediterráneo occidental. Scient. Mar. 53(1): 37-46.
- Moteki, M., Arai, M., Tsuchiya, K. and Okamoto, H., 2001. Composition of piscine prey in the diet of large pelagic fish in the eastern tropical Pacific Ocean. Fisheries Science, 67(6), pp.1063-1074.
- Muhling, B., Brodie, S., Snodgrass, O., Tommasi, D., Dewar, H., Childers, J., Jacox, M., Edwards, C.A., Xu, Y. And Snyder, S., 2019. Dynamic Habitat Use of Albacore and Their Primary Prey Species In The California Current System. California Cooperative Oceanic Fisheries Investigations Reports, 60, Pp.79-93.
- Nakamura, I. 1974. Some aspects of the systematics and distribution of billfishes. NOAA Tech. Rep. SSRF675(2):45-53.
- Nakamura, I. 1985. Billfishes of the world, an annotated and illustrated catalogue of marlins, sailfishes, spearfishes and swordfishes known to date. Rome: Food and Agriculture Organization. FAO Fish. Synop. 5(125).
- Nakano, H. 1994. Age, reproduction and migration of the blue shark in the North Pacific Ocean. Bull. Nat. Res. Inst. Far Seas Fisheries 31:141-256.
- Nakano, H. 1996. Information paper submitted to the 13<sup>th</sup> CITES animals Committee, Doc. AC.13.6.1 Annex, 7 pp.
- Nakano, H. and M.P. Seki. 2003. Synopsis of biological data on the blue shark, *Prionace glauca* Linnaeus. Bulletin-Fisheries Research Agency Japan, 2003, pp.18-55.
- Nakano, H. and Stevens, J.D., 2008. The biology and ecology of the blue shark, *Prionace glauca*. In (M.D. Camhi, E.K. Pikitch and E.A. Babcock, eds) Sharks of the open ocean: Biology, fisheries and conservation (Vol. 1, pp. 140-151). Blackwell Scientific Publications: Oxford.
- Nakano, H., K. Okada, Y. Watanabe, and K. Uosaki. 1993. Outline of the large-mesh driftnet fishery of Japan. In: Ito, J., W. Shaw and R.L. Burgner, eds. Symposium on Biology, Distribution and Stock Assessment of Species Caught in the High Seas Driftnet Fisheries in the North Pacific Ocean. Int. N. Pac. Fish. Comm. Bull. 53(1): 25-37.
- Nasby-Lucas, N., Dewar, H., Sosa-Nishizaki, O., Wilson, C., Hyde, J.R., Vetter, R.D., Wraith, J., Block, B.A., Kinney, M.J., Sippel, T. and Holts, D.B., 2019. Movements of electronically tagged shortfin mako sharks (*Isurus oxyrinchus*) in the eastern North Pacific Ocean. Animal Biotelemetry, 7(1), p.12.



- Natanson, L.J. and Gervelis, B.J., 2013. The reproductive biology of the common thresher shark in the western North Atlantic Ocean. *Transactions of the American Fisheries Society*, 142(6), pp.1546-1562.
- Natanson, L.J., Hamady, L.L. and Gervelis, B.J., 2016. Analysis of bomb radiocarbon data for common thresher sharks, *Alopias vulpinus*, in the northwestern Atlantic Ocean with revised growth curves. *Environmental biology of fishes*, 99(1), pp.39-47.
- Netburn, A.N. and Koslow, J.A., 2015. Dissolved oxygen as a constraint on daytime deep scattering layer depth in the southern California current ecosystem. *Deep Sea Research Part I: Oceanographic Research Papers*, 104, pp.149-158.
- Nickels, C.F., Portner E.J., Snodgrass O., Muhling, B., Dewar, H. 2023. Juvenile Albacore Tuna (*Thunnus alalunga*) foraging ecology varies with environmental conditions in the California Current Large Marine Ecosystem. *Fisheries Oceanography*.
- Nikaido, H., N. Miyabe, and S. Ueyanagi. 1991. Spawning time and frequency of bigeye tuna, *Thunnus obesus*. *Bull. Nat. Res. Inst. Far Seas Fish.* 28:47-73.
- Nishikawa, Y. and S. Ueyanagi. 1974. The distribution of the larvae of swordfish, *Xiphias gladius*, in the Indian and Pacific Oceans. NOAA Tech. Rep. SSRF 675 (2) p. 261-264.
- Nishikawa, Y., M. Honna, S. Ueyanagi, and S. Kikawa. 1985. Average distribution of larvae of oceanic species of scombroid fishes, 1956-1981. *Far Seas Fish. Res. Lab., S. Series* (12): 99 pp.
- Nishikawa, Y., S. Kikawa, M. Honma, and S. Ueyanagi. 1978. Distribution atlas of larval tunas, billfishes and related species. Results of larval surveys by R/V Shunyo Maru and R/V Shoyo Maru, 1956-75. *Far Seas Fish. Res. Lab., S. Series* (9):99 pp.
- Norton, J.G. and Crooke, S.J., 1994. Occasional availability of dolphin, *Coryphaena hippurus*, to southern California commercial passenger fishing vessel anglers: observations and hypotheses. *California Cooperation Oceanic Fishery Investigation (CalCO-FI) Report*, 35, pp.230-239.
- Norton, J.G. 1999. Apparent habitat extensions of dorado (*Coryphaena hippurus*) in response to climate transients in the California Current. *Scientia Marina* 63(3-4):239-260.
- Nosal, A.P., Cartamil, D.P., Wegner, N.C., Lam, C.H. and Hastings, P.A., 2019. Movement ecology of young-of-the-year blue sharks *Prionace glauca* and shortfin makos *Isurus oxyrinchus* within a putative binational nursery area. *Marine Ecology Progress Series*, 623, pp.99-115.
- O'Brien, J.W. and J.S. Sunada. 1994. A review of the southern California experimental drift longline fishery for sharks, 1988-1991. *CalCOFI Report*, Vol. 35, p. 222-229.
- Ochoa-Zavala, M., Diaz-Jaimes, P., Ortega-García, S. and Galván-Magaña, F. 2022. Genetic divergence at species boundaries of the dolphinfish (*Coryphaena hippurus*) in the Tropical Eastern Pacific. *PeerJ*, 10, p.e14389.
- Ohashi, S., Aoki, Y., Tanaka, F., Fujioka, K., Aoki, A., and Kiyofuji, H. 201). Reproductive traits of female skipjack tuna *Katsuwonus pelamis* in the western central Pacific Ocean (WCPO). Technical report.
- Ohshimo S, Tawa A, Ota T, Nishimoto S, Ishihara T, Watai M et al. Horizontal distribution and habitat of Pacific bluefin tuna, *Thunnus orientalis*, larvae in the waters around Japan. *Bull Mar Sci* 2017; 93: 769–787.\
- Okochi Y, Abe O, Tanaka S, Ishihara Y, Shimizu A. 2016. Reproductive biology of female Pacific bluefin tuna, *Thunnus orientalis*, in the Sea of Japan. *Fish Res*; 174: 30–39.
- Olson, R.J. and Galván-Magaña, F. 2002. Food habits and consumption rates of common dolphinfish (*Coryphaena hippurus*) in the eastern Pacific Ocean. *Fishery Bulletin*, 100(2), pp.279-298.

Oregon Department of Fish and Wildlife (ODFW). 2002 (unpub). Logbook data on incidental driftnet catches of bluefin tuna off Oregon and Washington.

Oro, M.G., 1999. El dorado (*Coryphaena hippurus* y *C. equiselis*). La Pesca deportiva en México (por la pesca libre y responsable).

Ortega-García, S., Klett-Traulsen, A., Ponce-Diaz, G., 2003. Analysis of sportfishing catch rates of striped marlin (*Tetrapturus audax*) at Cabo San Lucas, Baja California Sur, Mexico, and their relation to sea surface temperature. Mar. Freshw. Res. 54 (4), 483–488.

Ortega-García, S., Ponce-Diaz, G., O'Hara, R., Merila, J., 2008. The relative importance of lunar phase and environmental conditions on striped marlin (*Tetrapturus audax*) catches in sport fishing. Fish. Res. 93 (1–2), 190–194.

Oxenford, H.A. 1985. Biology of the dolphin *Coryphaena hippurus* and its implications for the Barbadian fishery. Ph. D. Thesis. University of the West Indies, Cave Hill, Barbados. 366 pp.

Pacific Fisheries Management Council (PFMC). 1999. An analysis of alternative approaches for the conservation and management of highly migratory species off the West Coast. A white paper prepared for the Pacific Fisheries Management Council, June, 74 pp.

Palko, B.J., G.L. Beardsley, and W.J. Richards. 1981. Synopsis of the biology of the swordfish, *Xiphias gladius* Linnaeus. NOAA Tech. Rep.; NMFS Circular 441, 21 pp.

Palko, B.J., G.L. Beardsley, and W.J. Richards. 1982. Synopsis of the biological data on dolphin-fishes, *Coryphaena hippurus* Linnaeus and *Coryphaena equiselis* Linnaeus. FAO Fisheries Synopsis No. 130, NOAA Tech. Rep. NMFS Circular 443, 28 pp.

Parin, N.V. 1970. Ichthyofauna of the epipelagic zone. Academy of Sciences of the USSR Institute of Oceanography. Translated from Russian by the Israeli Program for Scientific Translations for the U.S. Department Interior and National Science Foundation, Washington, D.C. 206 pp.

Pearcy, W.G., 2002. Marine nekton off Oregon and the 1997–98 El Niño. Progress in Oceanography, 54(1-4), pp.399-403.

Perle, C. R., Snyder, S., Merten, W., Simmons, M., Dacey, J., Rodriguez-Sanchez, R., ... & Ortega-Garcia, S. 2020. Dolphinfish movements in the Eastern Pacific Ocean of Mexico using conventional and electronic tags. Animal Biotelemetry, 8(1), 1-15.

Pinkas, L. M.S. Oliphant, and I. L.K. Iverson. 1971. Food habits of albacore, bluefin tuna and bonito in California waters. Calif. Dep. Fish Game Fish. Bull. 152, 105 pp.

Portner, E.J., Snodgrass, O. and Dewar, H., 2022. Pacific bluefin tuna, *Thunnus orientalis*, exhibits a flexible feeding ecology in the Southern California Bight. PloS one, 17(8), p.e0272048.

Pratt, H. L., Jr., and Casey, J. G. 1983. Age and growth of the shortfin mako, *Isurus oxyrinchus*, using four methods. Can. J. Fish. and Aquat. Sci. 40, 1944-1957.

Pratt, H.L. 1979. Reproduction in the blue shark, *Prionace glauca*. Fish. Bull., U.S. 77: 445-470.

Preti, A., S.E. Smith and D. A. Ramon. 2001. Feeding habits of the common thresher shark (*Alopias vulpinus*) sampled from the California-based drift gill net fishery, 1998-99. California Cooperative Oceanic Fisheries Investigations Report, pp.145-152.

Preti, A., Smith, S.E. and Ramon, D.A., 2004. Diet differences in the thresher shark (*Alopias vulpinus*) during transition from a warm-water regime to a cool-water regime off California-Oregon, 1998-2000. California Cooperative Oceanic Fisheries Investigations Report, 45, p.118.

Preti, A., Soykan, C.U., Dewar, H., Wells, R.D., Spear, N. and Kohin, S. 2012. Comparative feeding ecology of shortfin mako, blue and thresher sharks in the California Current. Environmental Biology of

Fishes, 95(1), pp.127-146. Preti A (2020) Trophic ecology of nine top predators in the California Current. PhD dissertation, University of Aberdeen, Scotland, UK

Preti A. 2020. Trophic ecology of nine top predators in the California Current. PhD dissertation, University of Aberdeen, Scotland, UK

Preti, A., Stohs, S.M., DiNardo, G.T., Saavedra, C., MacKenzie, K., Noble, L.R., Jones, C.S. and Pierce, G.J. 2023. Feeding ecology of broadbill swordfish (*Xiphias gladius*) in the California Current. PloS one, 18(2), p.e0258011.

Purcell, C.M. and Edmands, S. 2011. Resolving the genetic structure of striped marlin, *Kajikia audax*, in the Pacific Ocean through spatial and temporal sampling of adult and immature fish. Canadian Journal of Fisheries and Aquatic Sciences, 68(11), pp.1861-1875.

Radovich, J. 1961. Relationships of some marine organisms of the northeast Pacific to water temperatures particularly during 1957 through 1959. Calif. Dep. Fish Game Fish. Bull. 112:62.

Reglero, P., Tittensor, D.P., Álvarez-Berastegui, D., Aparicio-González, A. and Worm, B. 2014. Worldwide distributions of tuna larvae: revisiting hypotheses on environmental requirements for spawning habitats. Marine Ecology Progress Series, 501, pp.207-224.

Reintjes, J.W. and J.E. King. 1953. Food of yellowfin tuna in the central Pacific. U.S. Fish. Wild Serv., Fish. Bull., U.S. 54(8):91-110.

Rigby, C.L., Barreto, R., Carlson, J., Fernando, D., Fordham, S., Francis, M.P., Jabado, R.W., Liu, K.M., Marshall, A., Pacoureaux, N., Romanov, E., Sherley, R.B. & Winker, H. 2019. *Isurus oxyrinchus*. The IUCN Red List of Threatened Species 2019a: e. T39341A2903170. <https://dx.doi.org/10.2305/IUCN.UK.2019-1.RLTS.T39341A2903170.en>. Accessed on 16 November 2022.

Rigby, C.L., Barreto, R., Carlson, J., Fernando, D., Fordham, S., Francis, M.P., Herman, K., Jabado, R.W., Liu, K.M., Marshall, A., Pacoureaux, N., Romanov, E., Sherley, R.B. & Winker, H. 2019. *Prionace glauca*. The IUCN Red List of Threatened Species 2019: e. T39381A2915850. <https://dx.doi.org/10.2305/IUCN.UK.2019-3.RLTS.T39381A2915850.en>. Accessed on 16 November 2022.

Rigby, C.L., Barreto, R., Fernando, D., Carlson, J., Charles, R., Fordham, S., Francis, M.P., Herman, K., Jabado, R.W., Liu, K.M., Marshall, A., Pacoureaux, N., Romanov, E., Sherley, R.B. & Winker, H. 2022. *Alopias vulpinus* (amended version of 2019 assessment). The IUCN Red List of Threatened Species 2022:e.T39339A212641186. <https://dx.doi.org/10.2305/IUCN.UK.2022-1.RLTS.T39339A212641186.en>. Accessed on 16 November 2022.

Runcie, R.M., Muhling, B., Hazen, E.L., Bograd, S.J., Garfield, T. and DiNardo, G. 2019. Environmental associations of Pacific bluefin tuna (*Thunnus orientalis*) catch in the California Current system. Fisheries Oceanography, 28(4), pp.372-388.

Schaefer, K.M. 2001. Reproductive biology of tunas. Fish physiology, 19, pp.225-270.

Schaefer, K.M. and Fuller, D.W., 2002. Movements, behavior, and habitat selection of bigeye tuna (*Thunnus obesus*) in the eastern equatorial Pacific, ascertained through archival tags.

Schaefer, K.M. and Fuller, D.W. 2010. Vertical movements, behavior, and habitat of bigeye tuna (*Thunnus obesus*) in the equatorial eastern Pacific Ocean, ascertained from archival tag data. Marine Biology 157: 2625-2642.

Schaefer, K.M. and Fuller, D.W. 2019. Spatiotemporal variability in the reproductive dynamics of skipjack tuna (*Katsuwonus pelamis*) in the eastern Pacific Ocean. Fisheries Research, 209, pp.1-13.

Schaefer, K.M. and Fuller, D.W. 2022a. Spatiotemporal variability in the reproductive biology of yellowfin tuna (*Thunnus albacares*) in the eastern Pacific Ocean. Fisheries Research, 248, p.106225.

- Schaefer, K.M. and Fuller, D.W. 2022b. Horizontal movements, utilization distributions, and mixing rates of yellowfin tuna (*Thunnus albacares*) tagged and released with archival tags in six discrete areas of the eastern and central Pacific Ocean. *Fisheries Oceanography*, 31(1), pp.84-107.
- Schaefer, K.M., Fuller, D.W. and Block, B.A. 2009. Vertical movements and habitat utilization of skipjack (*Katsuwonus pelamis*), yellowfin (*Thunnus albacares*), and bigeye (*Thunnus obesus*) tunas in the equatorial eastern Pacific Ocean, ascertained through archival tag data. In *Tagging and tracking of marine animals with electronic devices* (pp. 121-144). Springer, Dordrecht.
- Schaefer, K.M., Fuller, D.W. and Block, B.A. 2011. Movements, behavior, and habitat utilization of yellowfin tuna (*Thunnus albacares*) in the Pacific Ocean off Baja California, Mexico, determined from archival tag data analyses, including unscented Kalman filtering. *Fisheries Research*, 112(1-2), pp.22-37.
- Schaefer, K., Fuller, D., Hampton, J., Caillot, S., Leroy, B., and Itano, D. 2015. Movements, dispersion, and mixing of bigeye tuna (*Thunnus obesus*) tagged and released in the equatorial Central Pacific Ocean, with conventional and archival tags. *Fisheries Research*, 161:336–355.
- Schrey, A.W. and Heist, E.J. 2003. Microsatellite analysis of population structure in the shortfin mako (*Isurus oxyrinchus*). *Canadian Journal of Fisheries and Aquatic Sciences*, 60(6), pp.670-675.
- Sculley, M., Ijima, H. and Chang, Y.J. 2018. A base-case model in Stock Synthesis 3.30 for the 2018 north Pacific swordfish (*Xiphias gladius*) stock assessment.
- Senina, I., Sibert, J. and Lehodey, P., 2008. Parameter estimation for basin-scale ecosystem-linked population models of large pelagic predators: application to skipjack tuna. *Progress in Oceanography*, 78(4), pp.319-335.
- Sepulveda, C. A., Aalbers, S. A., Heberer, C., Kohin, S., & Dewar, H. 2018. Movements and behaviors of swordfish *Xiphias gladius* in the United States Pacific Leatherback Conservation Area. *Fisheries Oceanography*, 27(4), 381-394.
- Sepulveda, C.A. and Aalbers, S.A. 2018. Exempted Testing of Deep-set Buoy Gear and Concurrent Research Trials on Swordfish, *Xiphias gladius*, in the Southern California Bight. *Marine Fisheries Review*, 80(2), pp.17-29.
- Sepulveda, C.A., Wang, M., Aalbers, S.A. and Alvarado-Bremer, J.R. 2020. Insights into the horizontal movements, migration patterns, and stock affiliation of California swordfish. *Fisheries Oceanography*, 29(2), pp.152-168.
- Sharp, G.D. 1978. Behavioral and physiological properties of tunas and their effects on vulnerability to fishing gear. In: Sharp, G.D. and A.E. Dizon, editors. *The physiological ecology of tunas*. New York: Academic Press. p 379-449.
- Shimose T., Tanabe T., Chen K.S., Hsu C.C. 2009 Age determination and growth of Pacific bluefin tuna, *Thunnus orientalis*, off Japan and Taiwan. *Fish Res*; 100: 134–139.
- Shomura, R. (ed.). 1975. Report of the Symposium. NOAA Tech. Rep. SSRF 675(1): 2-18.
- Sippel, T., Holdsworth, J., Dennis, T. and Montgomery, J., 2011. Investigating behaviour and population dynamics of striped marlin (*Kajikia audax*) from the southwest Pacific Ocean with satellite tags. *PLoS One*, 6(6), p.e21087.
- Sippel, T., Semba, Y., Shiozaki, K., Carvalho, F., Castillo-Geniz, L., Tsai, W., Liu, K.M., Kwon, Y., Chen, Y., Kohin, S. 2016. Size and sex structure of blue sharks in the North Pacific Ocean (No. ISC/16/SHARKWG-1/14). NOAA - Southwest Fisheries Science Center, Busan, South Korea
- Skomal, G.B. and Natanson, L.J. 2003. Age and growth of the blue shark (*Prionace glauca*) in the North Atlantic Ocean.

- Smith, S. E. and Aseltine-Neilson, D. 2001. Thresher shark. In: California's Living Marine Resources: A Status Report (eds. W. S. Leet et al.). Sea Grant Publication SG01-11. California Department of Fish and Game/University of California Agriculture and Natural Resources, Sacramento, CA, pp. 339–341.
- Smith, S.E., Rasmussen, R.C., Ramon, D.A. and Cailliet, G.M. 2008a. The biology and ecology of thresher sharks (Alopiidae). In (M.D. Camhi, E.K. Pikitch and E.A. Babcock, eds) Sharks of the open ocean: biology, fisheries and conservation, pp.60-68.
- Smith, S.E., Au, D.W. and Show, C. 2008b. Intrinsic rates of increase in pelagic elasmobranchs. In (M.D. Camhi, E.K. Pikitch and E.A. Babcock, eds) Sharks of the open ocean: biology, fisheries and conservation, pp.288-297.
- Smith, S.E., D.W. Au, and C. Show. 1998. Intrinsic rebound potentials of 26 species of Pacific sharks. Mar. Freshwater Res. 49, 663-78.
- Snyder, S., Franks, P.J., Talley, L.D., Xu, Y. and Kohin, S., 2017. Crossing the line: Tunas actively exploit submesoscale fronts to enhance foraging success. Limnology and Oceanography Letters, 2(5), pp.187-194.
- Squire, James L., Jr. 1974. Catch distribution and related sea surface temperature for striped marlin (*Tetrapturus audax*) caught off San Diego, California. U.S. Nat. Mar. Fish. Serv., NOAA Tech. Rep., NMFS SSRF-675 (2): 188-193
- Squire, J.L. 1983. Warm water and southern California recreational fishing: A brief review and prospects for 1983. Mar. Fish. Rev. 45(4-6): 27-34.
- Squire, J.L. 1987. Relation of sea surface temperature changes during the 1983 El Niño to the geographical distribution of some important recreational pelagic species and their catch temperature param. Mar. Fish. Rev. 49(2):44-57.
- Squire, J.L. and Z. Suzuki. 1990. Migration trends of the striped marlin (*Tetrapturus audax*) in the Pacific Ocean. In: Proceedings of the Second International Billfish Symposium; 1988; Kailua-Kona, HI. National Coalition for Marine Conservation, Part 2; p. 67-80.
- Stevens, J. D. 1983. Observations on reproduction in the shortfin mako, *Isurus oxyrinchus*. Copeia 1983, 126-130.
- Stevens, J.D. 1996. The population status of highly migratory oceanic sharks in the Pacific Ocean. In "Proceeding of the Symposium on Managing Highly Migratory Fish of the Pacific Ocean", Nov. 4-6, 1996, Monterey, California, 13 pp. (National Coalition for Marine Conservation: Savannah.)
- Stevens, J. D. 2008. The biology and ecology of the shortfin mako shark, *Isurus oxyrinchus*. In: Sharks of the Open Ocean: Biology, Fisheries and Conservation (eds. M. D. Camhi, E. K. Pikitch and E. A. Babcock). Blackwell Publishing, Oxford, UK
- Stoehr, A., St. Martin, J., Aalbers, S., Sepulveda, C. and Bernal, D. 2018. Free-swimming swordfish, *Xiphias gladius*, alter the rate of whole body heat transfer: morphological and physiological specializations for thermoregulation. ICES Journal of Marine Science, 75(2), pp.858-870.
- Strasburg, D. W. 1958. Distribution, abundance, and habits of pelagic sharks in the central Pacific Ocean. Fish. Bull., U.S. 58(138): 335-361.
- Sund, P.N., M. Blackburn, and F. Williams. 1981. Tunas and their environment in the Pacific Ocean: a review. Oceanogr. Mar. Biol. Ann. Rev. 19:443-512.
- Takahashi, M. and K. Mori. 1973. Studies on relative growth in body parts compared to *Coryphaena hippurus* and *C. equiselis*, and notes on gonad maturation in the latter species. [In Japanese with English summary] Bull. Far Seas Fish. Res. Lab., 8:79-113.

- Takahashi, N., Kai, M., Semba, Y., Kanaiwa, M., Liu, K.M., Rodríguez-Madrigal, J.A., Tovar-Ávila, J., Kinney, M.J. and Taylor, J.N., 2017. Meta-analysis of growth curve for shortfin mako shark in the North Pacific. ISC/17/SharkWG-1/05.
- Tanaka Y, Tawa A, Ishihara T, Sawai E, Nakae M, Masujima M et al. 2020. Occurrence of Pacific bluefin tuna *Thunnus orientalis* larvae off the Pacific coast of Tohoku area, northeastern Japan: Possibility of the discovery of the third spawning ground. Fish Oceanogr; 29: 46–51.
- Taning, A.V. 1955. On the breeding areas of the swordfish (*Xiphias*). Pap Mar Biol Oceangr, Deep Sea Res. Supplement to 3:348-450.
- Taniuchi, T. 1997 Some biological aspects of sharks caught by floating longlines. 3. Reproduction. Report of the Japanese Group for Elasmobranch Studies 33, 6–13.
- Tomlinson, P. K. 1996. Movement of large bluefin tuna, *Thunnus thynnus*, in the North Pacific Ocean, as determined from the Japanese longline fishery, and implications regarding interactions between the fisheries of the western and eastern Pacific Ocean. F.A.O. Fish. Tech. Pap. 365, p. 425-459.
- Tont, S.A., 1976. Deep scattering layers: patterns in the Pacific. Rep Calif Coop Ocean Fish Invest, 18, pp.112-117.
- Torres-Rojas, Y.E., Hernandez-Herrera, A., Ortega-Garcia, S. and Soto-Jiménez, M.F. 2014. Feeding habits variability and trophic position of dolphinfish in waters south of the Baja California Peninsula, Mexico. Transactions of the American Fisheries Society, 143(2), pp.528-542.
- Trejo, T. 2005. Global phylogeography of thresher sharks (*Alopias* spp.) inferred from mitochondrial DNA control region sequences: a thesis.
- Tricas, T.C. 1979. Relationships of the blue shark, *Prionace glauca*, and its prey species near Santa Catalina Island, California. Fish. Bull., U.S. 77: 175-182.
- Uchiyama, J.H. and R.S. Shomura. 1974. Maturation and fecundity of swordfish, *Xiphias gladius*, from Hawaiian waters. NOAA/NMFS Spec. Sci. Rep. Fish. 675; p. 142-8.
- Uchiyama, J.H., R.K. Burch and S.A. Kraul. 1986. Growth of dolphins, *Coryphaena hippurus* and *C. equiselis*, in Hawaiian waters as determined by daily increments on otoliths. Fish. Bull., U.S. 84: 186-191.
- Ueyanagi, S. 1969. Observations on the distribution of tuna larvae in the Indo-Pacific Ocean with emphasis on the delineation of the spawning areas of albacore, *Thunnus alalunga*. Far Seas Fish. Res. Lab. Bull. 2:177-256.
- Ueyanagi, S. and P.G. Wares. 1975. Synopsis of biological data on striped marlin, *Tetrapturus audax* (Philippi), 1887. NOAA Technical Report NMFS SSRF-675 (3): 132-57.
- Uosaki, K. and W. H. Bayliff. 1999. A review of the Japanese longline fishery for tunas and billfishes in the eastern Pacific Ocean, 1988-1992. Inter-American Tropical Tuna Commission Bull. 21 (6): 273-488.
- Uotani, I., K. Matsuzaki, Y. Makino, K. Noka, O. Inamura, and M. Horikawa. 1981. Food habits of larvae of tunas and their related species in the area. Bull. Jap. Soc. Sci. Fish. 47(9):1165-72.
- Urbisci, L, R., Runcie, T., Sippel, K., Piner, H., Dewar, S., Kohin, 2013. Examining size-sex segregation among blue sharks (*Prionace glauca*) from the Eastern Pacific Ocean using drift gillnet fishery and satellite tagging data (No. ISC/13/SHARKWG-1/06). NOAA - Southwest Fisheries Science Center, La Jolla, California
- Varela, J.L., Lucas-Pilozo, C.R. and González-Duarte, M.M. 2017. Diet of common dolphinfish (*Coryphaena hippurus*) in the Pacific coast of Ecuador. Marine Biological Association of the United Kingdom. Journal of the Marine Biological Association of the United Kingdom, 97(1), p.207.

- Vaske, Jr., T., Travassos, P.E., Hazin, F.H.V., Tolloti, M.T. and Barbosa, T.M. 2012. Forage fauna the the diet of bigeye tuna (*Thunnus obesus*) in the western tropical Atlantic Ocean. *Brazilian Journal of Oceanography* 60(1): 89-97.
- Vetter, R., Kohin, S., Preti, A., McClatchie, S.A.M. and Dewar, H. 2008. Predatory interactions and niche overlap between mako shark, *Isurus oxyrinchus*, and jumbo squid, *Dosidicus gigas*, in the California Current. *Reports/California Cooperative Oceanic Fisheries Investigations*, 49, pp.142-156.
- Vojkovich, M. and K. Barsky. 1998. The California-based longline fishery for swordfish, *Xiphias gladius*, beyond the U.S. Exclusive Economic Zone. *NOAA Tech. Rep. NMFS* 142: 147-152.
- Ward, p. and S. Elscot. 2000. Broadbill swordfish: status of the world fisheries. Bureau of Rural Sciences, Canberra, 208 p.
- Watanabe, H. 1958. On the difference of the stomach contents of the yellowfin and bigeye tunas from the western equatorial Pacific. *Nankai Reg. Fish. Res. Lab. Rep.* 7:72-81.
- Weigmann, S. 2016. Annotated checklist of the living sharks, batoids and chimaeras (Chondrichthyes) of the world, with a focus on biogeographical diversity. *Journal of Fish Biology* 88(3): 837-1037.
- Wells, R.J., Smith, S.E., Kohin, S., Freund, E., Spear, N. and Ramon, D.A. 2013a. Age validation of juvenile shortfin mako (*Isurus oxyrinchus*) tagged and marked with oxytetracycline off southern California.
- Wells, R. J. D., Kohin, S., Teo, S. L. H., Snodgrass, O. E., & Uosaki, K. 2013b. Age and growth of North Pacific albacore (*Thunnus alalunga*): Implications for stock assessment. *Fisheries Research*, 147, 55–62. <https://doi.org/10.1016/j.fishres.2013.05.001>
- Wells, R.D., Quesnell, V.A., Humphreys Jr, R.L., Dewar, H., Rooker, J.R., Alvarado Bremer, J. and Snodgrass, O.E. 2021. Nursery origin and population connectivity of swordfish *Xiphias gladius* in the North Pacific Ocean. *Journal of fish biology*, 99(2), pp.354-363.
- Whitney, N. M., Taquet, M., Brill, R. W., Girard, C., Schwieterman, G. D., Dagorn, L., & Holland, K. N. 2016. Swimming depth of dolphinfish (*Coryphaena hippurus*) associated and unassociated with fish aggregating devices. *Fishery Bulletin*, 114(4), 426-434.
- Wild, A. 1994. A review of the biology and fisheries for yellowfin tuna, *Thunnus albacares*, in the eastern Pacific Ocean. *FAO Fish. Tech. Pap.* 365(2): 52-107.
- Wild, A. and J. Hampton. 1994. A review of the biology and fisheries for skipjack tuna, *Katsuwonus pelamis*, in the Pacific Ocean. *FAO Fish. Tech. Pap.* 365(2): 1-51.
- Xu, Y., Teo, S.L., Piner, K.R., Chen, K.S. and Wells, R.D. 2016. Using an approximate length-conditional approach to estimate von Bertalanffy growth parameters of North Pacific albacore (*Thunnus alalunga*). *Fisheries Research*, 180, pp.138-146.
- Wright, A. and D.J. Doulman. 1991. Drift-net fishing in the South Pacific. *Mar. Policy* 15(5):303-37.
- Zhu, G., Dai, X., Xu, L. and Zhou, Y. 2010. Reproductive biology of Bigeye Tuna, *Thunnus obesus* (Scombridae) in the eastern and central tropical Pacific Ocean. *Environmental biology of fishes*, 88(3), pp.253-260.
- Zúñiga-Flores, M.S., Ortega-García, S. and Klett-Traulsen, A. 2008. Interannual and seasonal variation of dolphinfish (*Coryphaena hippurus*) catch rates in the southern Gulf of California, Mexico. *Fisheries Research*, 94(1), pp.13-17.
- Zúñiga-Flores, M.S., Ortega-García, S., Rodríguez-Jaramillo, M.D.C. and López-Martínez, J. 2011. Reproductive dynamics of the common dolphinfish *Coryphaena hippurus* in the southern Gulf of California. *Marine Biology Research*, 7(7), pp.677-689.

Zwolinski, J. P., Demer, D. A., Byers, K. A., Cutter, G. R., Renfree, J. S., Sessions, T. S., & Macewicz, B. J. 2012. Distributions and abundances of Pacific sardine (*Sardinops sagax*) and other pelagic fishes in the California Current Ecosystem during spring 2006, 2008, and 2010, estimated from acoustic–trawl surveys.