

# California Drift Gillnet Swordfish Fishery

## Hard Caps, Monitoring, Performance Objectives and Transition Plan



Sperm whale



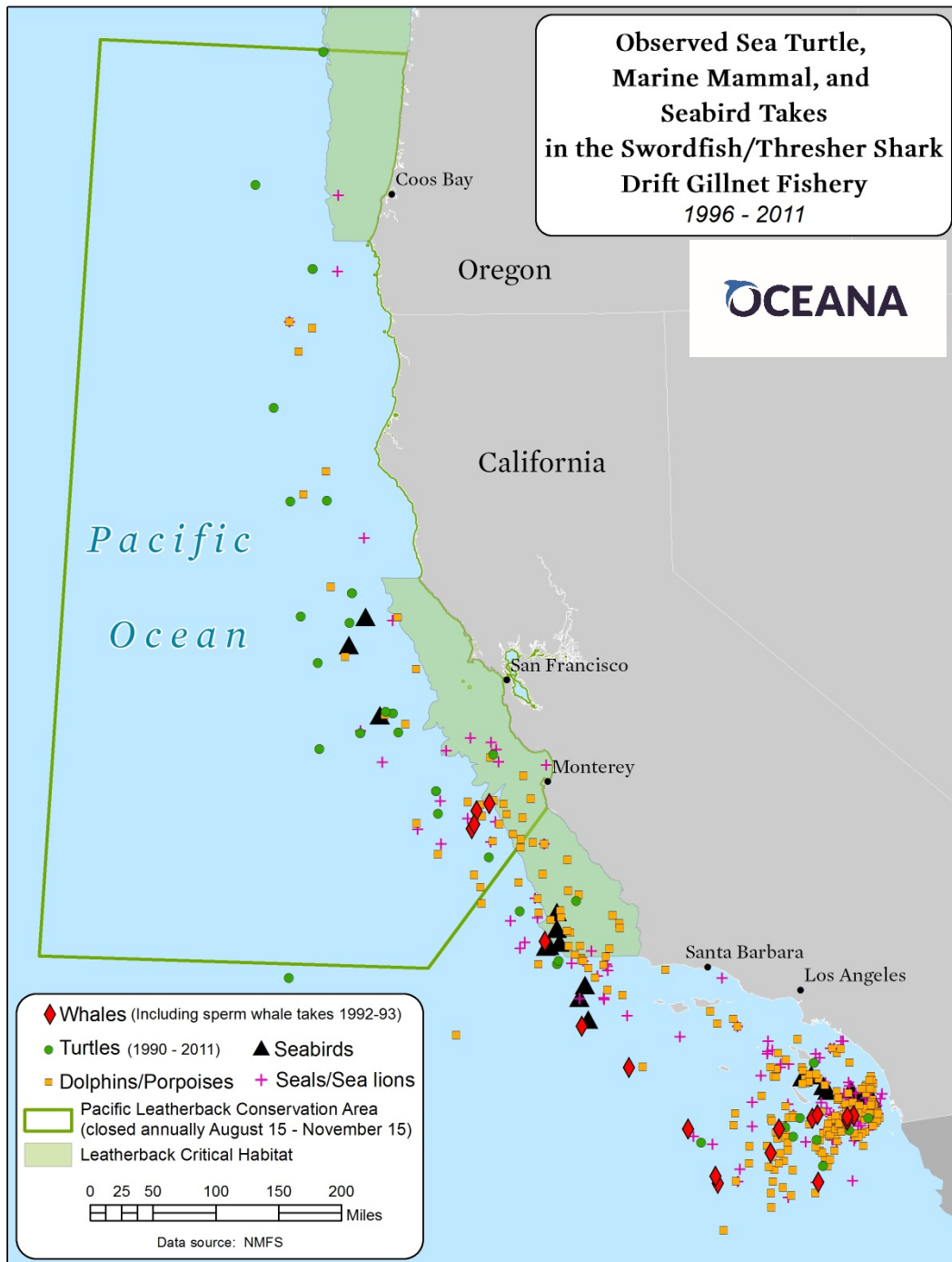
Leatherback sea turtle

### Agenda Item G.2

### Pacific Fishery Management Council

September 2015





Bycatch is a major and persistent problem in the drift gillnet fishery wherever this gear is used and despite gear modifications



Short-finned pilot whale in CA drift gillnet. Courtesy NOAA

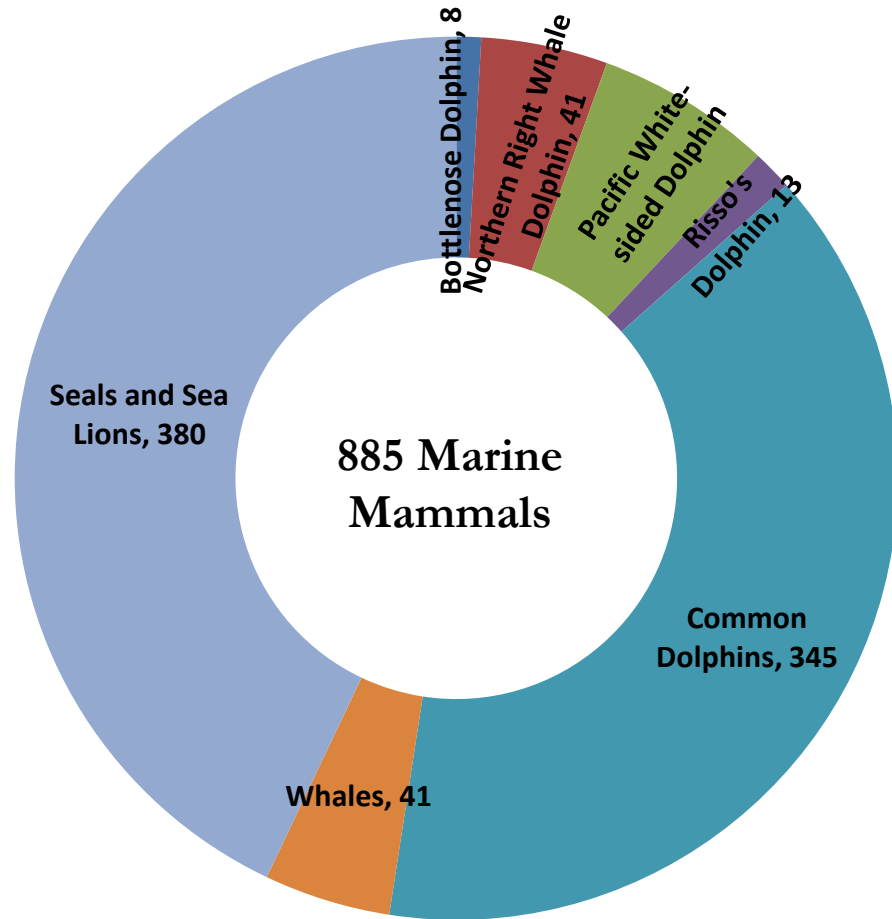
# Estimated Marine Mammal Catch May 2004 to January 2014



Gray whale killed by CA DGN, (NOAA)



Short beak common dolphin killed by CA DGN,  
(NOAA)



For every 17 swordfish landed one marine mammal was taken/ killed  
Data from NOAA Observer Program

# Adopt Hard Cap Alternative 5 with annual caps at 30% Observer Coverage

Species	Observed Entanglement Cap*	Estimated Annual Take**
Fin whale	1	1
Humpback whale	1	2
Sperm whale	1	2
Leatherback sea turtle	1	3
Loggerhead sea turtle	1	3
Olive ridley sea turtle	1	1
Green sea turtle	1	1
Short-fin pilot whale	2	4.6 (PBR)
Common bottlenose dolphin	2	5.5 (PBR)

*\*The observed entanglement cap is calculated as a product of estimated annual take by 0.3 and then rounded up to the nearest whole animal.*

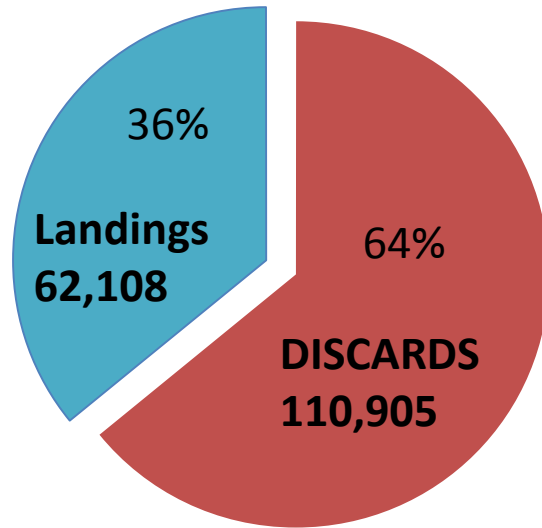
*\*\* as in DGN BiOp, except PBR values for short-fin and common bottlenose*

# Performance Objectives

Species	Annual performance metric based on mean estimated take (2004-2014)
Minke whale	1
Short beaked common dolphin	28
Long beaked common dolphin	6
Risso's dolphin	2
California sea lion	37
Northern elephant seal	2
Northern right whale dolphin	5
Gray whale	1
Pacific white-sided dolphin	6

**Alternative 4 (Council PPA): Non-ESA-listed Marine Mammal Mortality & Serious Injury *but* based on Mean not Maximum Take from Ten-Year Observer Data**

# 64% Discards in the Swordfish Drift Gillnet Fishery



For every swordfish landed in the May 2004 – Jan. 2014 DGN fishery  
~ 5 other fish were discarded  
Data from NOAA Observer Program

# Performance Objectives

## Alternative 1

### Total Finfish Discard Rate Based on Total Catch

Adopt Alternative 1, but modify it to *require that the discard rate be set initially at 50% and that it be reduced 10% each year for the next three years.*

# Performance Objectives



Finfish Species Group	Objective based on average annual total estimated takes (live and dead) from 2004-2014
Billfish (other than swordfish)	26
Prohibited sharks (megamouth, basking, white)	2
Hammerhead sharks	4
Manta Rays	2
Blue sharks	818
Ocean sunfish	8,463

Adopt performance objective Alternative 3 (number of discards by finfish species group) but modify the numbers to set them all under a consistent methodology based on the average total estimated levels of take in recent years.



# Observer coverage

**Adopt Monitoring Alternative 3 (the CDFW and Council PPA) but remove the unobservable fishing vessel exemption immediately.**



**An estimated 16 endangered sperm whale s were killed/ seriously injured in 2010.  
(NOAA)**

# Pacific Coast Swordfish Fishery Management and Monitoring Plan

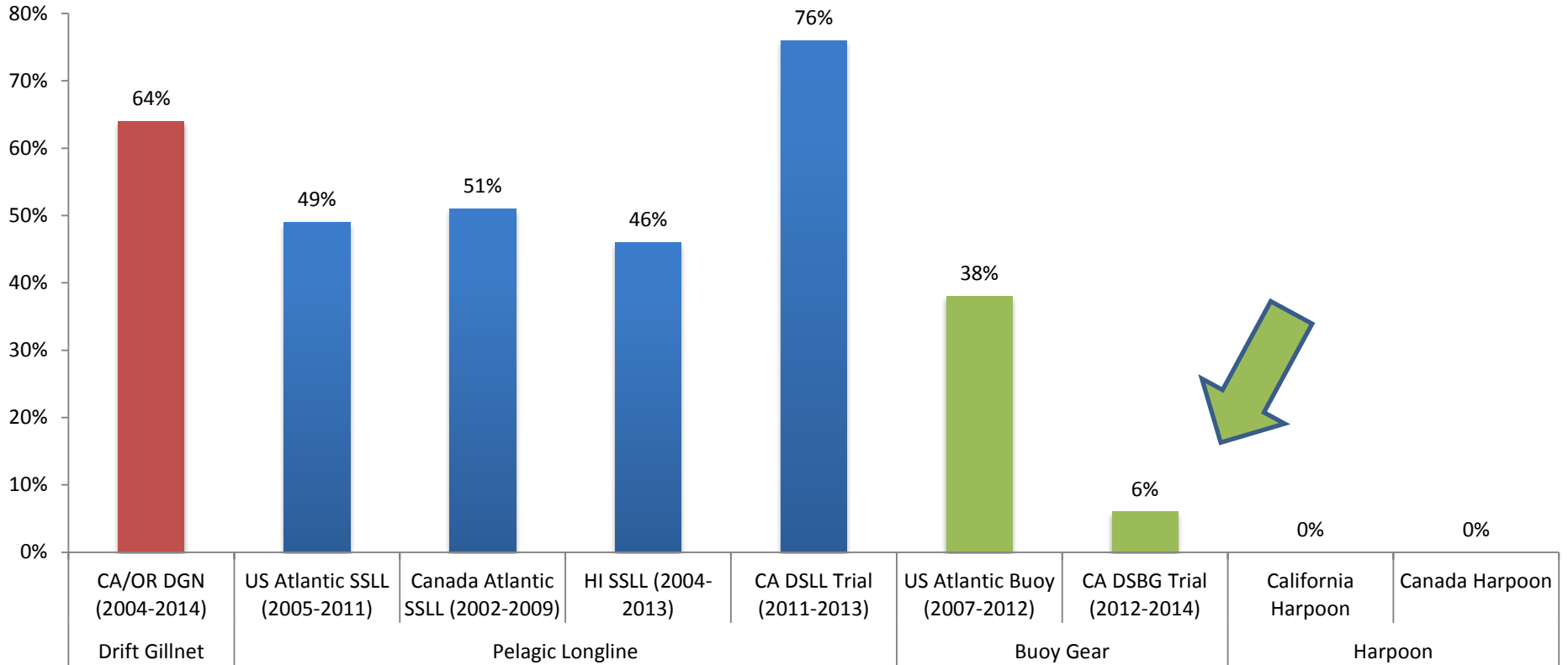
Delete the objective on page 5 of the draft West Coast swordfish plan to “allow access to the Pacific Leatherback Conservation Area (PLCA).”

*Among 8 endangered species most at risk of extinction in the near future  
– NOAA Species in the Spotlight*



Leatherback sea turtle killed in CA drift gillnet (NOAA)

# Swordfish Fishery Discard Rates



# PROPOSED NEW OPTIONS/INCENTIVES FOR DGN PERMIT HOLDERS

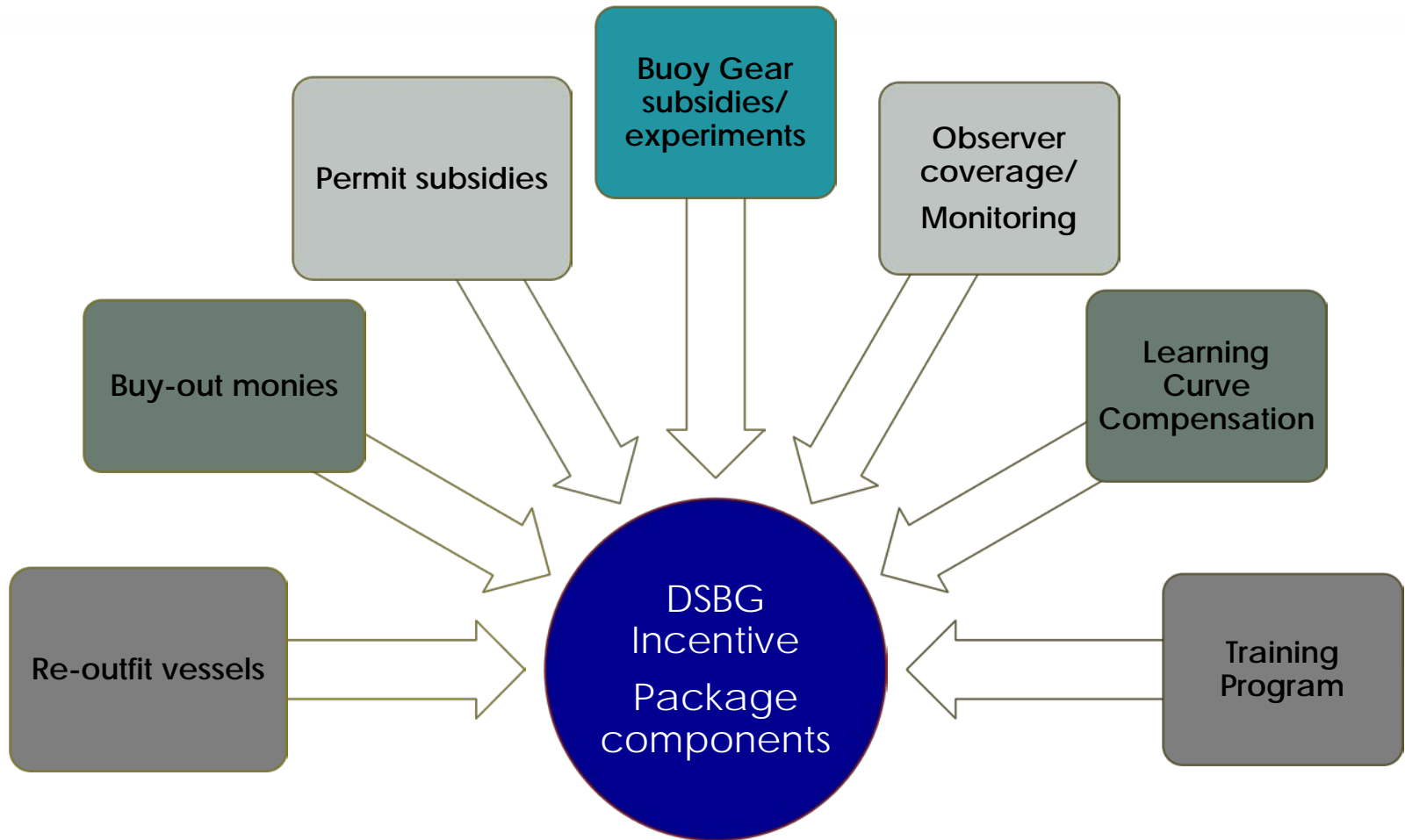
**DGN only (status quo)**

**Dual-Use  
(DGN & Buoy Gear)  
\$**

**Exit with Full  
Compensation  
\$\$**

**Trade-In DGN for Buoy  
Gear  
\$\$\$**

# ELEMENTS OF A TRANSITION FUND



Potential Funding Sources: OPC/NGOs/Legislature

# 3 - Year Example Transition Plan

2015

2016

2017

2018

**Mgmt changes**

Hard Caps for DGN

Review DGN Performance

100% observers on DGN

Sunset DGN

Authorize/Manage DSBG

DGN + DSBG Fishery



DSBG Only →

**Permit Options**

Buyout DGN permits  
Explore eCatch/bycatch avoidance  
Explore Electronic Monitoring

Voluntary permit options  
Financial Incentives for early adoption

**EFPs**

Test DSBG, markets, inform mgmt

Scale up DSBG, Test new gears "short-lines"

**Transition Fund**

Build Fund



Allocate DSBG subsidy packages



**Marketing Efforts**

Sustainability Certification (DSBG, Harpoon) → Marketing, labeling, traceability, price premium

**Import Restrictions**

Finalize Import Standards → Address Hawaii longline landings in CA

Global Analysis

1. Review progress
2. Threaten embargos