

Final Action On Widow Rockfish Reallocation And Divestiture Issues

Agenda Item E.6

Outline of Presentation

- Review Situation
- Summary of Alternatives
- Criteria Used in Alternatives and Emphasis
- Allocational Results
- Impacts of Divestiture Suboptions (Sup Att 3)

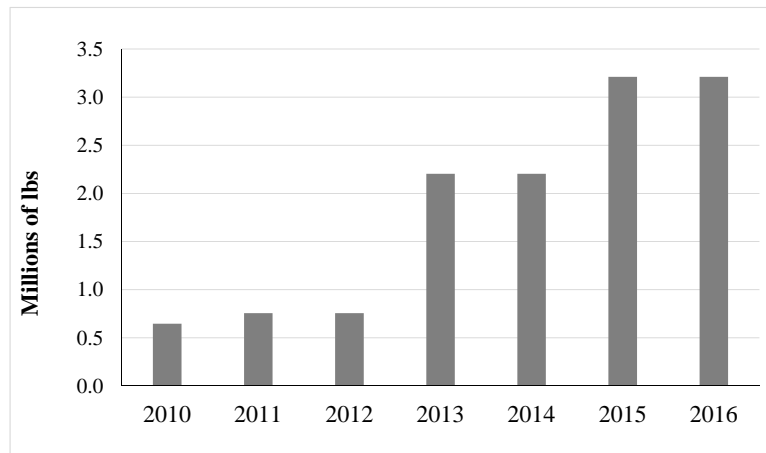
Outline of Presentation

- **Review Situation**
- Summary of Alternatives
- Criteria Used in Alternatives and Emphasis
- Allocational Results
- Impacts of Divestiture Suboptions (Sup Att 3)

Widow QS Reallocation Situation

- Amendment 20
 - Consider IFQ reallocation upon rebuilding
 - No change to at-sea co-op allocations
- Widow rebuilt as of 2013

Widow Rockfish Shoreside Trawl Allocations



Divestiture Delay Situation

- Amendment 20 QS Control Limits
 - individual species
 - aggregate non-whiting control limit
- Individuals allocated QS using allocation formulas
- Some received amounts in excess of control limits
- Original divestiture deadline – End of 2014
- Deadline moved to – 11/30/2015 (except for widow)
- QS trading moratorium on widow rockfish
- Vessel QP limits not affected (>control limits)

Outline of Presentation

- Review Situation
- **Summary of Alternatives**
- Criteria Used in Alternatives and Emphasis
- Allocational Results
- Impacts of Divestiture Suboptions (Sup Att 3)

Widow Rockfish Reallocation and Divestiture Decisions

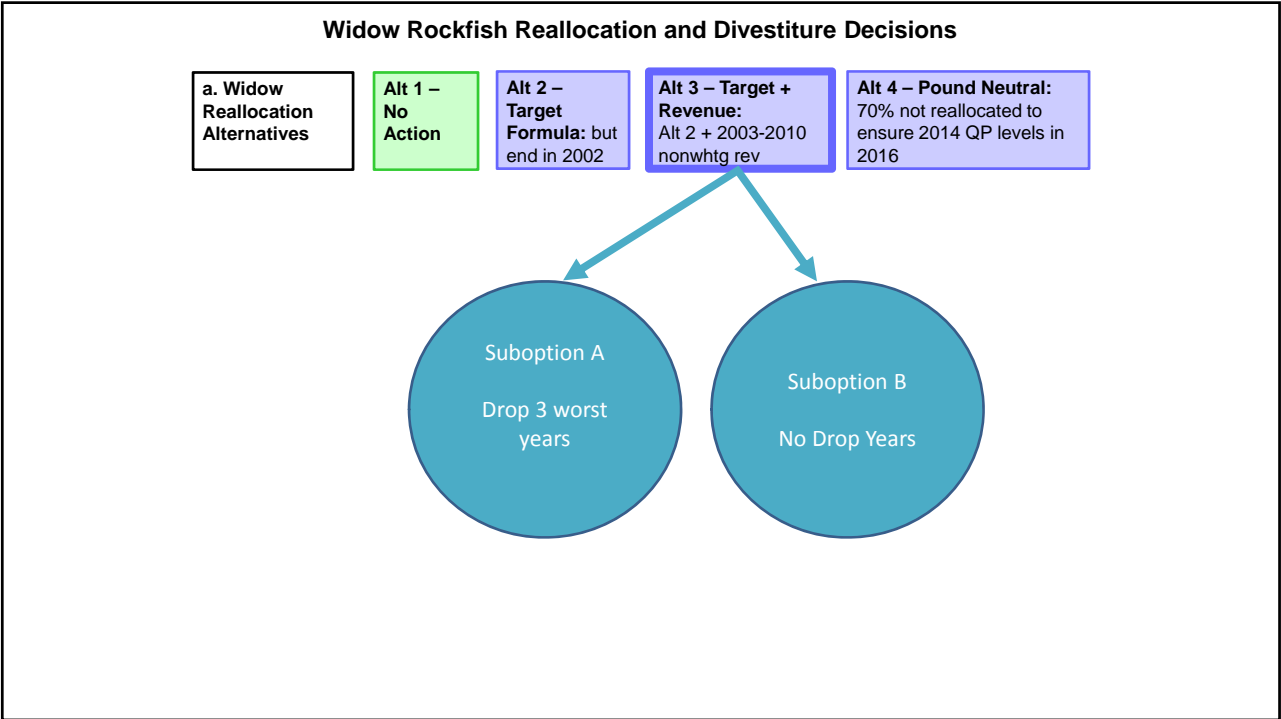
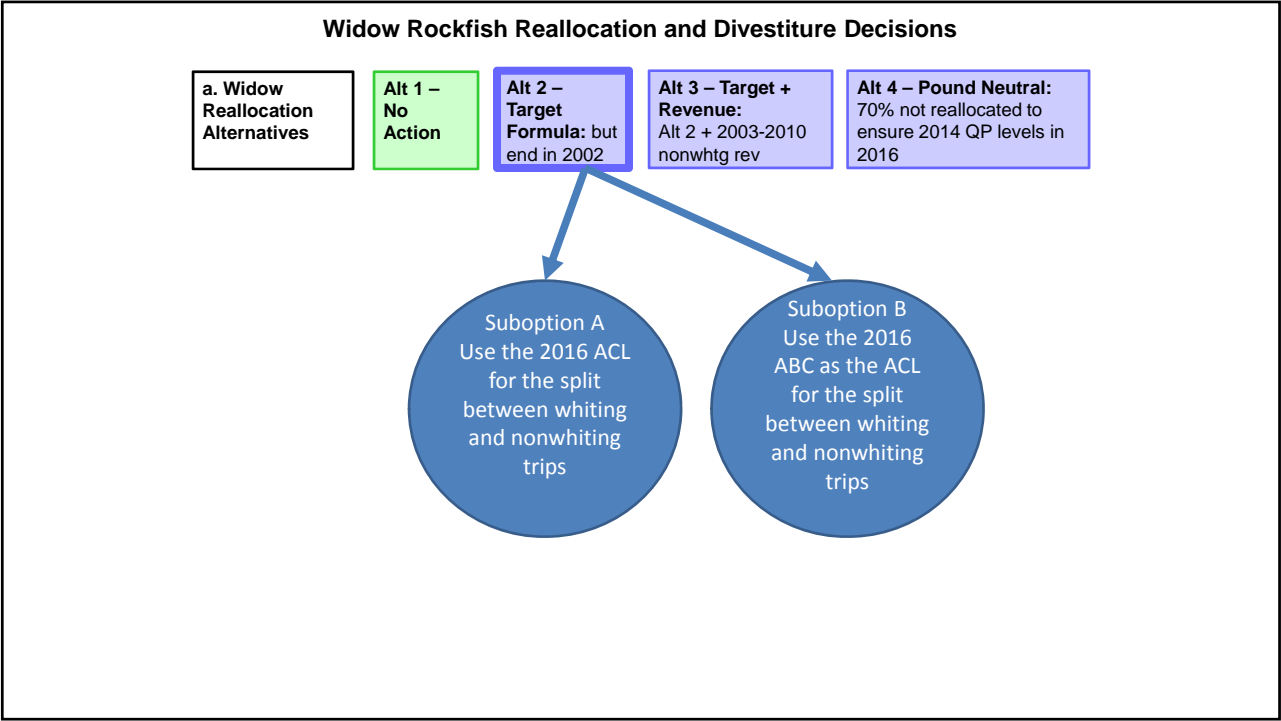
a. Widow
Reallocation
Alternatives

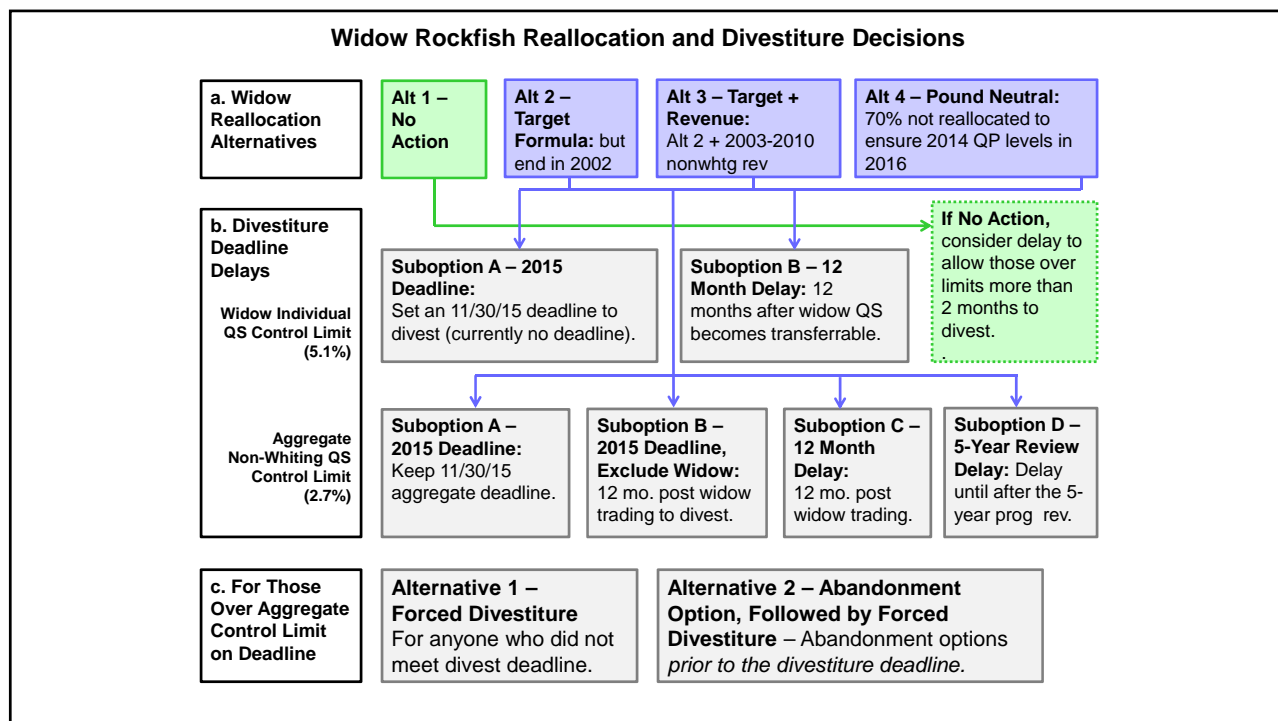
Alt 1 –
No
Action

Alt 2 –
Target
Formula: but
end in 2002

Alt 3 – Target +
Revenue:
Alt 2 + 2003-2010
nonwhgt rev

Alt 4 – Pound Neutral:
70% not reallocated to
ensure 2014 QP levels in
2016



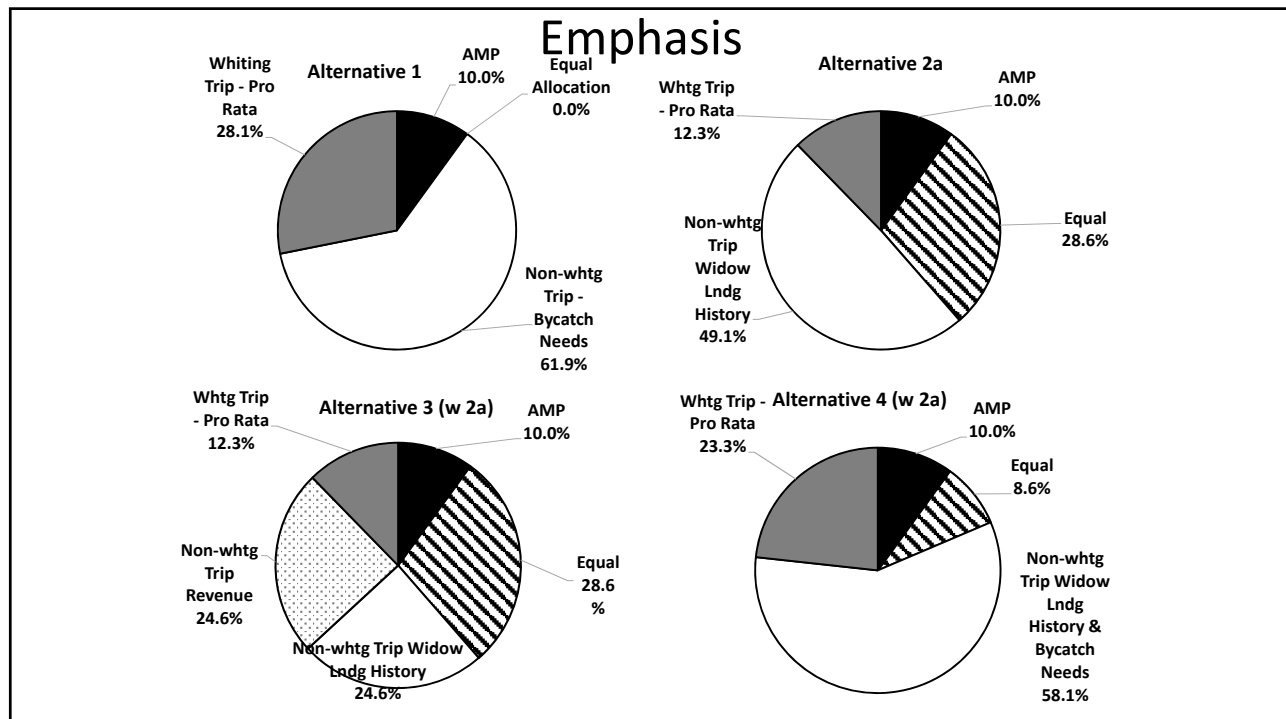


Outline of Presentation

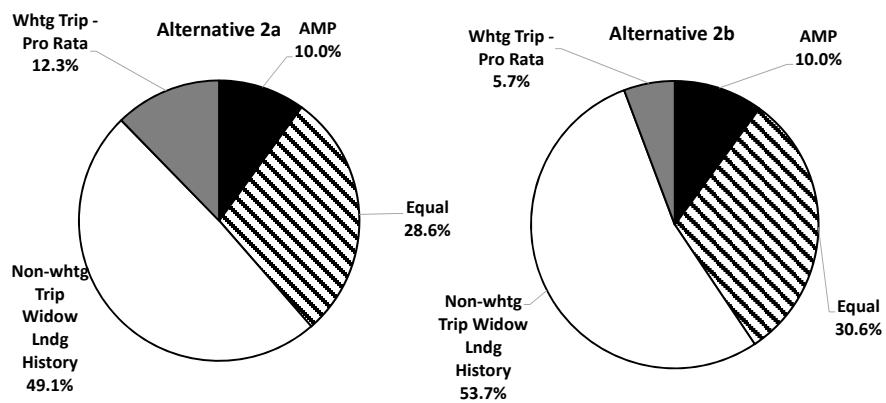
- Review Situation
- Summary of Alternatives
- **Criteria Used in Alternatives and Emphasis**
- Allocational Results
- Impacts of Divestiture Suboptions (Sup Att 3)

Criteria Used in Alternatives and Emphasis

- Equal Allocation
 - Bycatch needs
 - Nonwhiting trips
 - Shoreside Whiting trips
 - Other Nonwhiting Trip Criteria
 - 1994-2002 widow history
 - 2003-2010 nonwhiting revenue
 - AMP
- ***Policy Question: relevance and degree of emphasis for each criteria?***



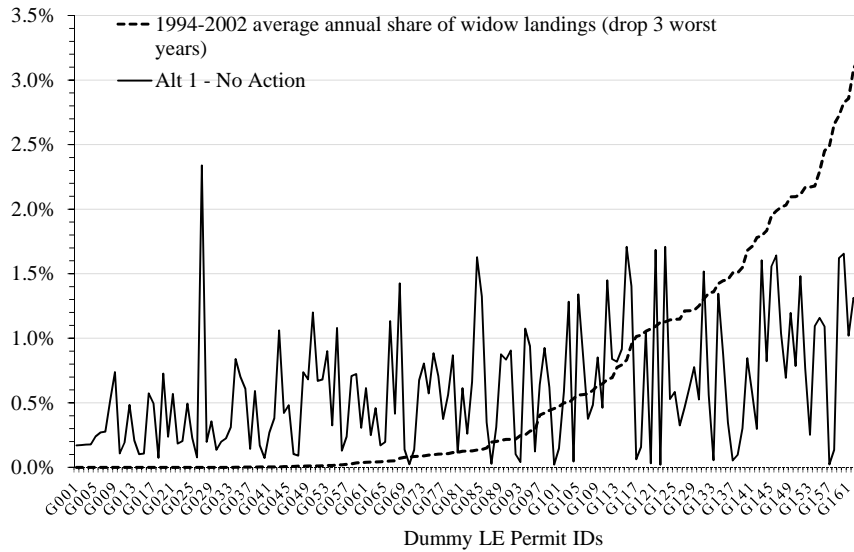
Emphasis



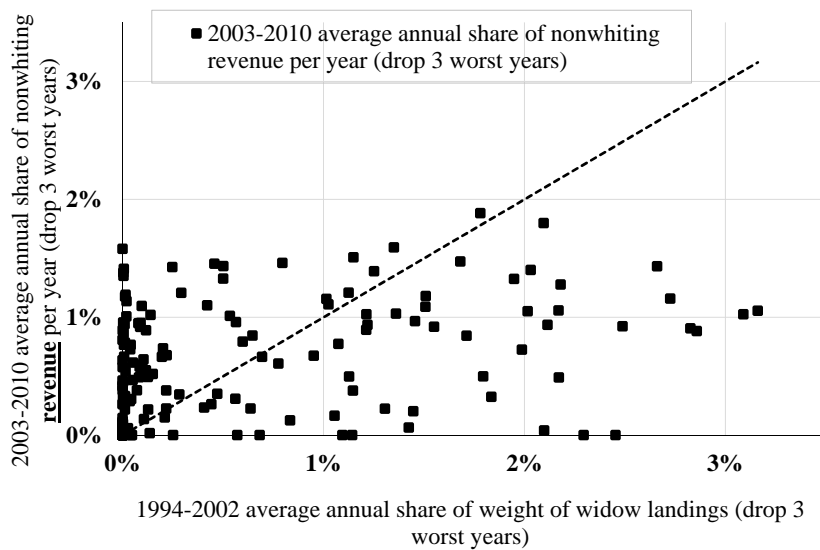
Outline of Presentation

- Review Situation
- Summary of Alternatives
- Criteria Used in Alternatives and Emphasis
- **Allocational Results**
- Impacts of Divestiture Suboptions (Sup Att 3)

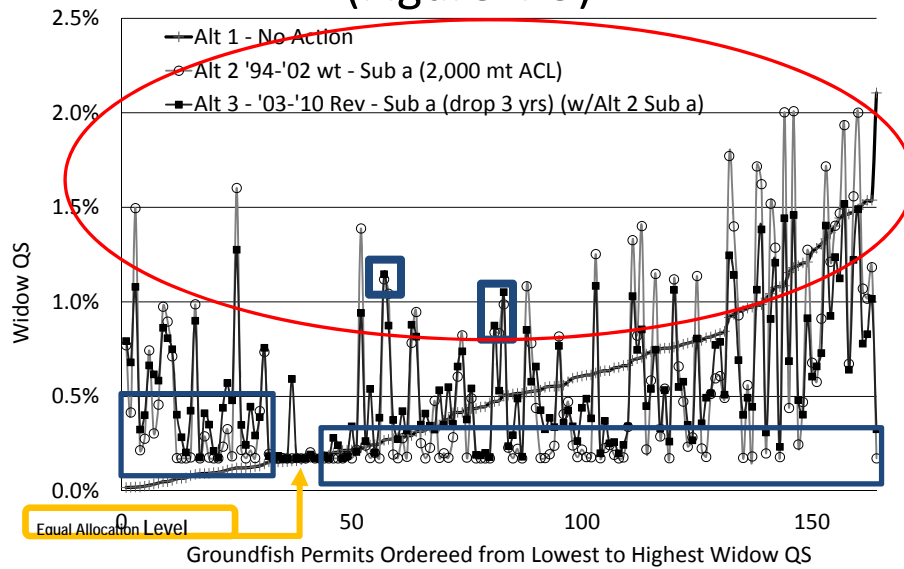
Status Quo v. 1994-2002 Widow Landgs (Figure 4-6)



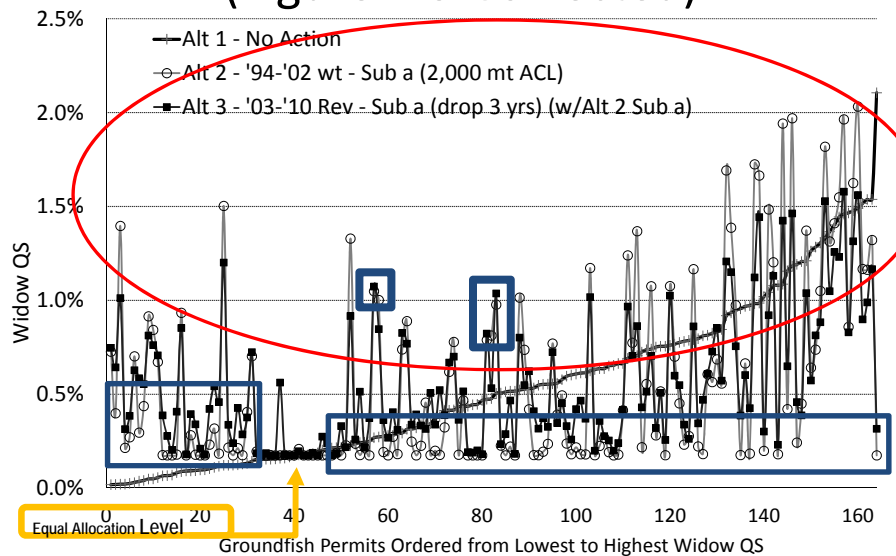
Landing History vs. Revenue (Figure 4-8)



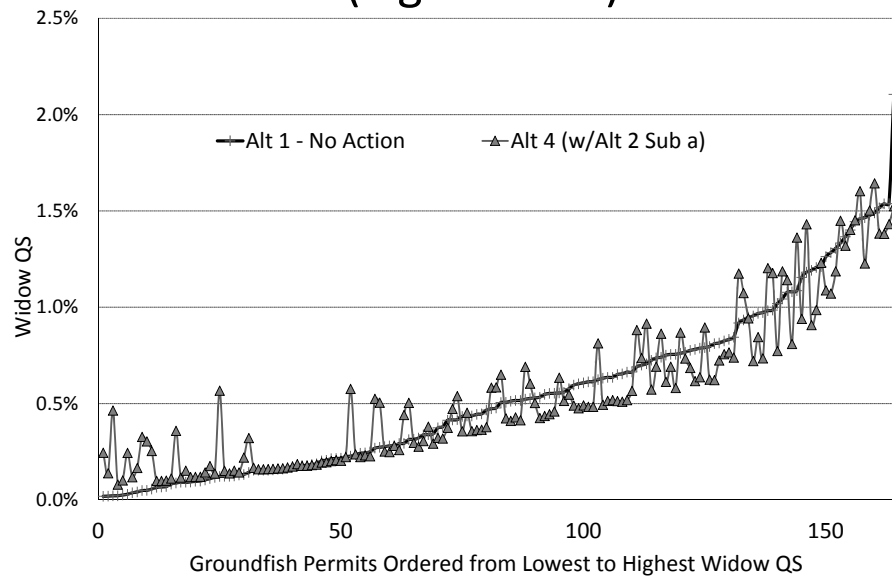
Comparing Alt 1, 2(a), and 3 (Permits) (Figure 4-9)



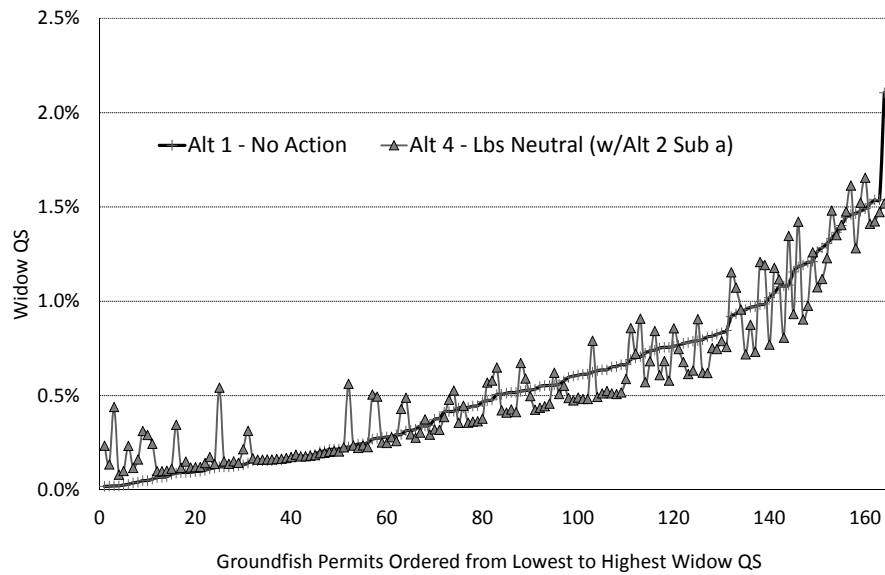
Comparing Alt 1, 2(a), and 3 (Permits) (Figure 4-9 Corrected)



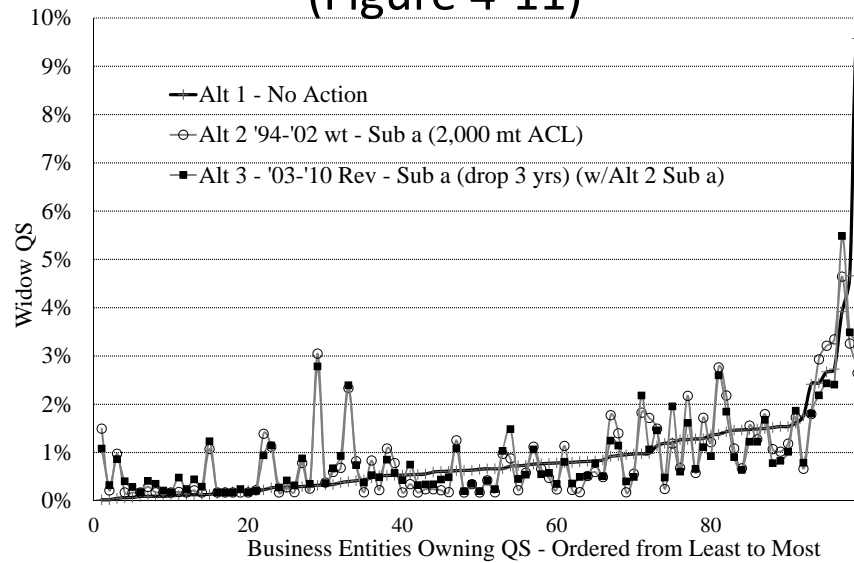
Comparing Alt 1 and 4 (Permits) (Figure 4-10)



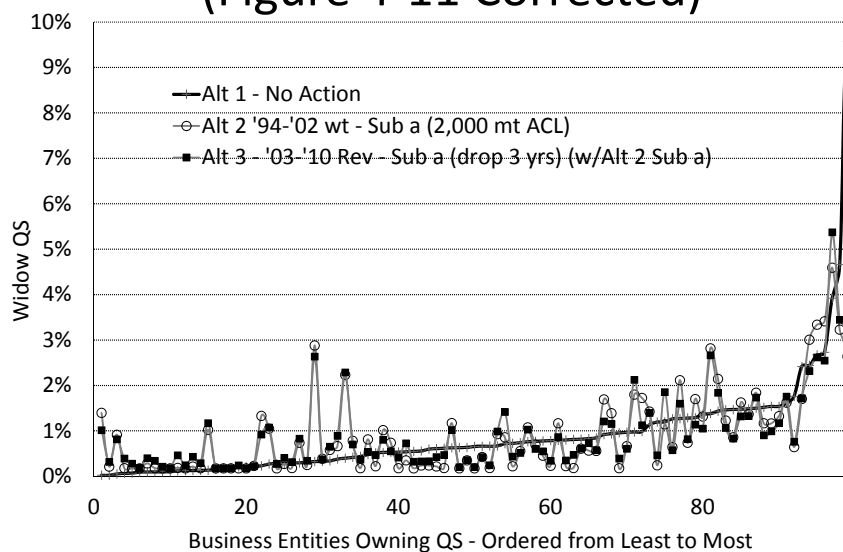
Comparing Alt 1 and 4 (Permits) (Figure 4-10 Corrected)



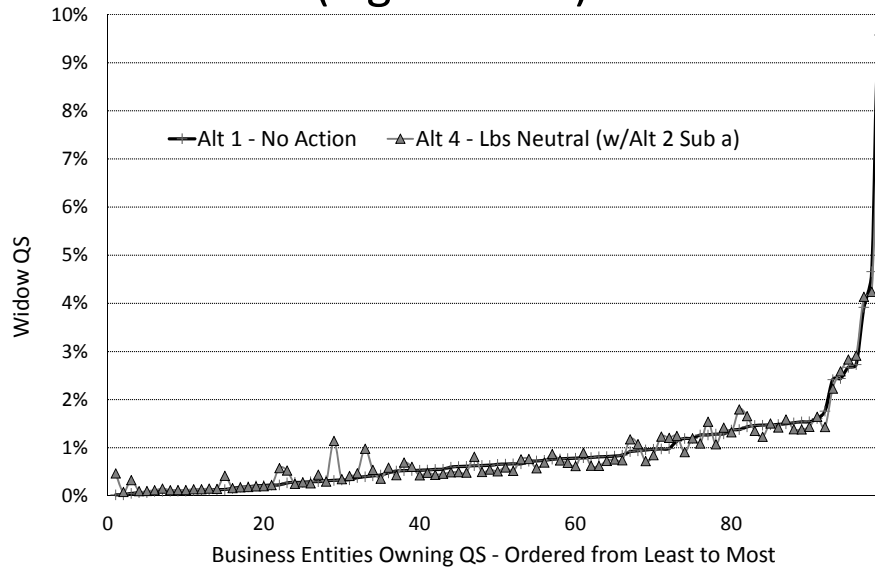
Comparing Alt 1, 2(a), and 3 (Owners) (Figure 4-11)



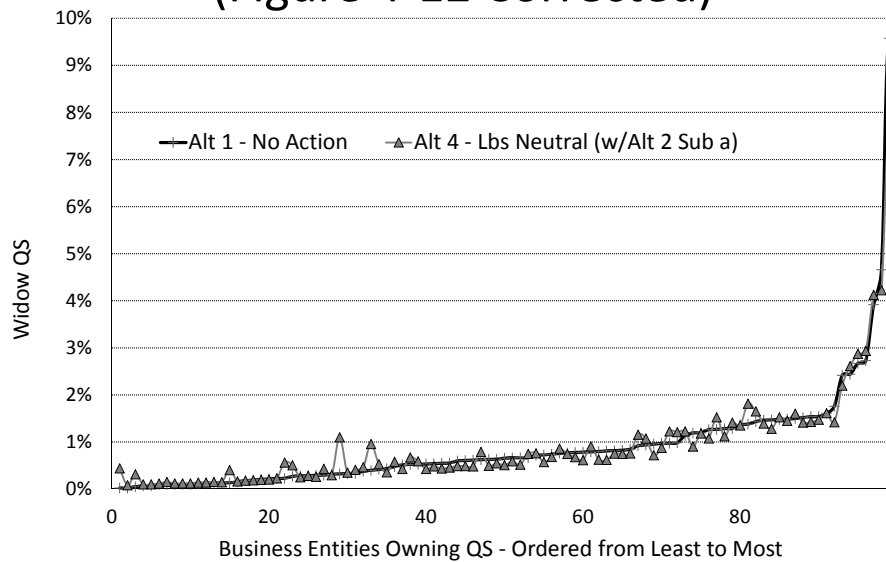
Comparing Alt 1, 2(a), and 3 (Owners) (Figure 4-11 Corrected)



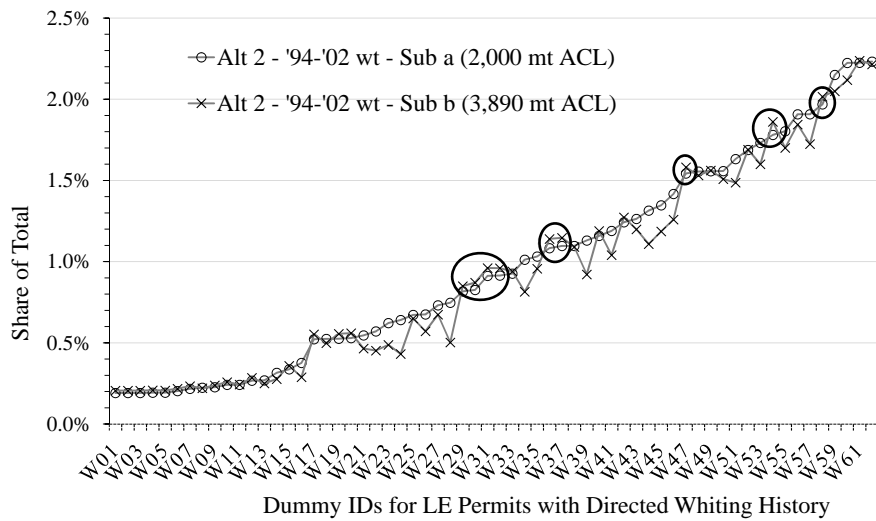
Comparing Alt 1 and 4 (Owners) (Figure 4-12)



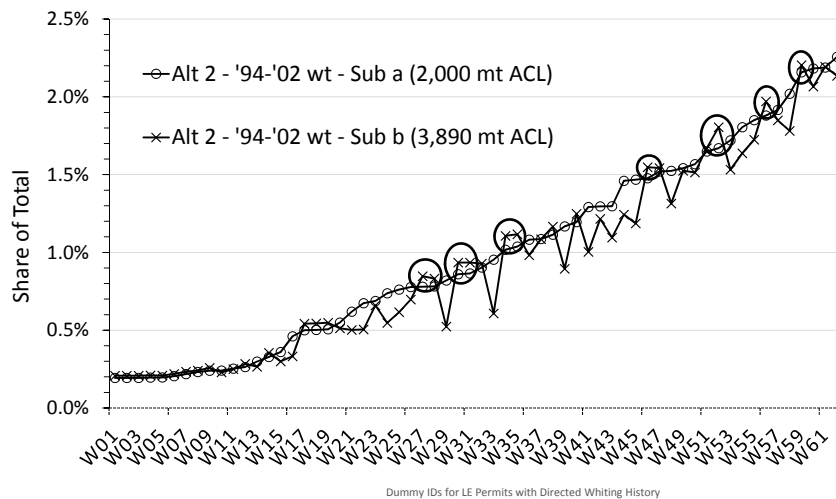
Comparing Alt 1 and 4 (Owners) (Figure 4-12 Corrected)



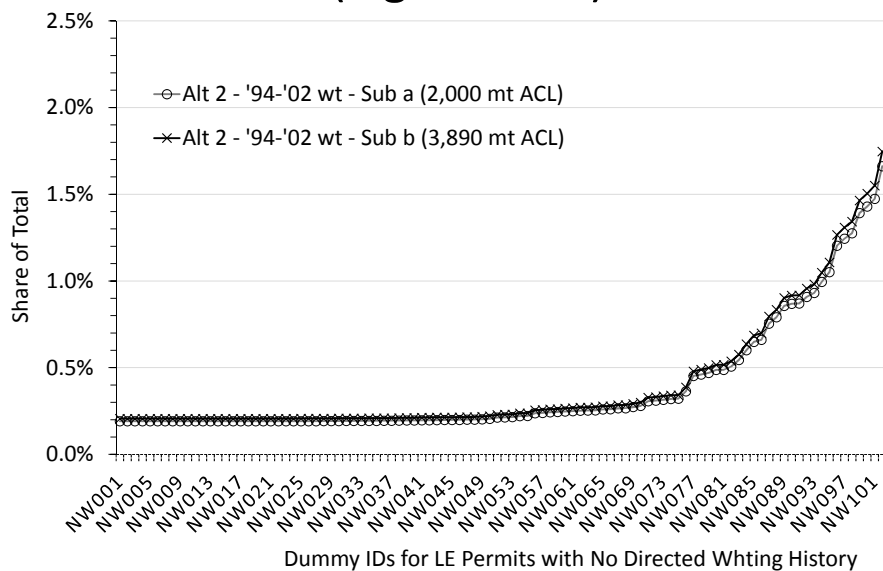
Suboptions - Alt 2(a) vs. Alt 2(b) (Figure 4-23)



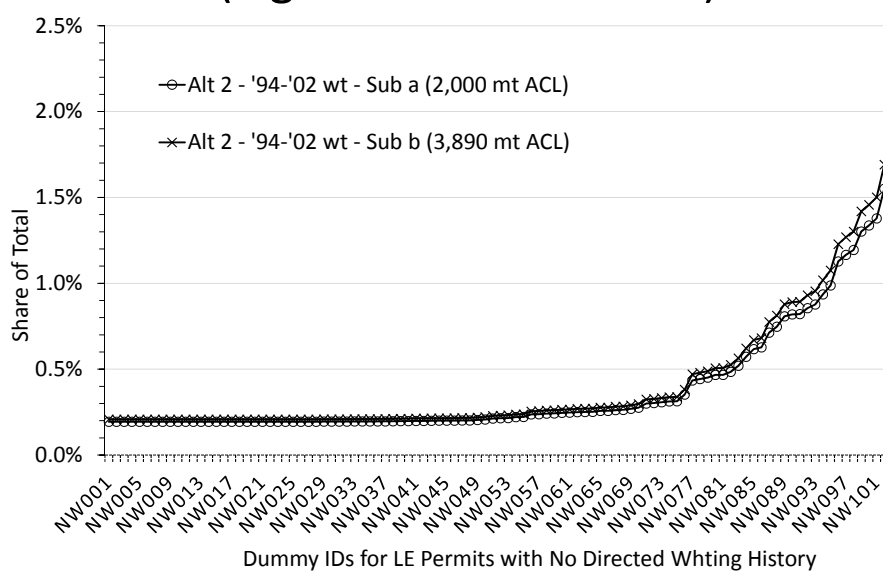
Suboptions - Alt 2(a) vs. Alt 2(b) (Figure 4-23 - Corrected)



Suboptions - Alt 2(a) vs. Alt 2(b) (Figure 4-24)

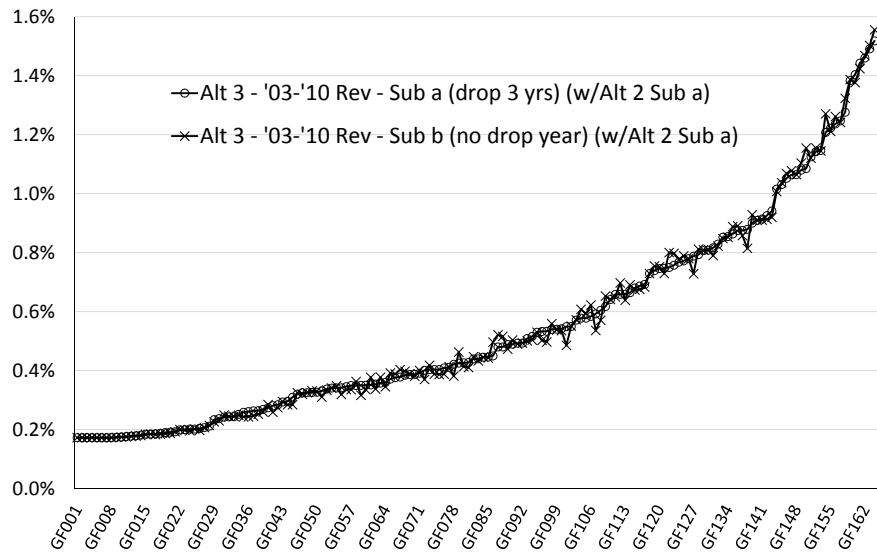


Suboptions - Alt 2(a) vs. Alt 2(b) (Figure 4-24 Corrected)



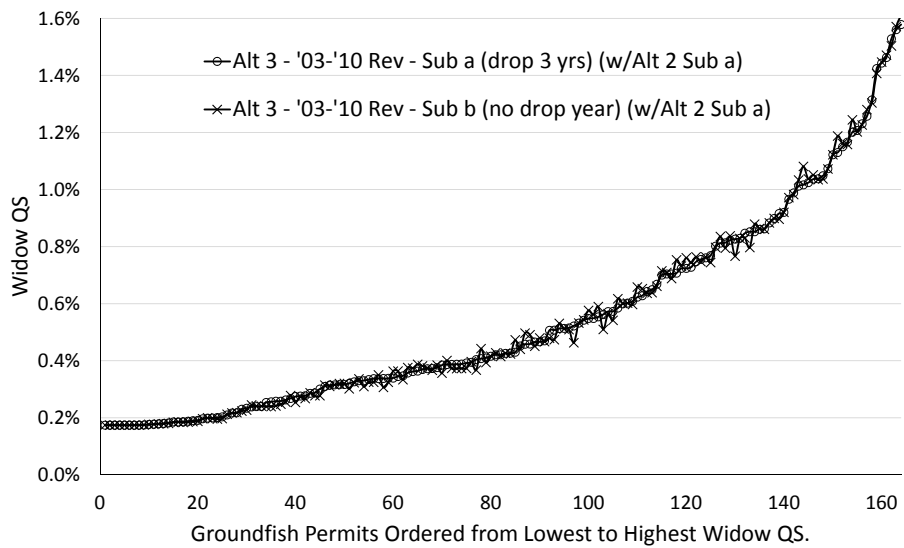
Suboptions – Alt 3(a) vs. 3(b)

(Not in EA - Figure 4-25 with Different Sort Order)



Suboptions – Alt 3(a) vs. 3(b)

(Not in EA - Figure 4-25 with Different Sort Order - Corrected)



Outline of Presentation

- Review Situation
- Summary of Alternatives
- Criteria Used in Alternatives and Emphasis
- Allocational Results
- **Impacts of Divestiture Suboptions (Sup Att 3)**

Divestiture Delay (1) Connection to Reallocation

***Policy Question: How long to delay full
implementation of control limits?***

Additional Analysis – Widow QS Reallocation and
Divestiture

Agenda Item 6a
Supplemental Attachment 3

Divestiture Delay (2)

Suboptions

- Widow Rockfish
 - Suboption A – No div. delay (11/30/2015)
 - Suboption B – 12 mo. post reallocation
- Aggregate Non-whiting
 - Suboption A – No div. delay (11/30/2015)
 - Suboption B – Exclude Widow from the Calculation
 - Suboption C – 12 mo. post reallocation
 - Suboption D – Extend through Program Review.

Divestiture Delay (3)

Physical and Biological Resources

- No change to harvest levels or gears used
 - Harvest levels limited by constraining species
 - Sablefish and Petrale Sole
- Potential small geographic shifts
 - Short term shift in when the impacts occur
 - Long-term – markets and relative port advantages

Divestiture Delay (4)

Socio Economic Impacts (a)

- Harvesters
 - Owners over limit
 - Other sellers
 - Would be QS buyers
- Main Impact – market prices
 - Availability of QS
 - Potential reduction in QS price

Divestiture Delay (5)

Socio Economic Impacts (b)

- First Receivers (processors)
 - Impact on first receivers who are QS owners (or would buy QS)
 - Potential delay in short term geographic impact
- Communities
 - Potential delay in short term geographic impact

Outline of Presentation

- Review Situation
- Summary of Alternatives
- Criteria Used in Alternatives and Emphasis
- Allocational Results
- Impacts of Divestiture Suboptions (Sup Att 3)
- *QUESTIONS?*