Status of the U.S. sablefish resource in 2011

Ian J. Stewart[1,2], James T. Thorson[3], and Chantell Wetzel[1]

[1]National Marine Fisheries Service
Northwest Fisheries Science Center
2725 Montlake Blvd. E.
Seattle WA, 98112

[2]206-302-2447 (phone)
206-860-6792 (fax)
Ian.Stewart@noaa.gov

[3]University of Washington
School of Aquatic and Fishery Sciences

Final SAFE version
18 November, 2011

Table of Contents

Executive Summary 4
Stock 4
Catches 4
Data and Assessment 5
Stock biomass 6
Recruitment 7
Reference points 8
Exploitation status 9
Management performance 10
Unresolved problems and major uncertainties 11
Forecasts 12
Decision table 13
Research and data needs 16
1. Introduction 19
1.1 Distribution and Stock Structure 19
1.2 Life History and Ecosystem Considerations 19
1.3 Historical and Current Fishery 20
1.4 Management History and Performance 21
1.5 Fisheries in Canada and Alaska 22
2. Assessment 22
2.1 Fishery-Independent Data 23
2.1.1 NWFSC Shelf-Slope Bottom Trawl Survey 23
2.1.2 NWFSC Slope Bottom Trawl Survey 25
2.1.3 AFSC Slope Bottom Trawl Survey 25
2.1.4 AFSC Triennial Shelf Bottom Trawl Survey 26
2.1.5 Other Fishery-Independent Data 26
2.1.6 Environmental indices 27
2.2 Biological Data 29
2.2.1 Weight-Length Relationship 29
2.2.2 Maturity Schedule 30
2.2.3 Fecundity 30
2.2.4 Natural Mortality 30
2.2.6 Ageing Bias and Imprecision 31
2.3 Fishery-Dependent Data 32
2.3.1 Historical Commercial landings 32
2.3.2 Foreign Catches 33
2.3.3 Fishery Catch-Per-Unit-Effort 33
2.3.4 Fishery Biological Data 34
2.3.5 Discard Ratio Estimates 36
2.3.5 Discard Mortality Estimates 37
2.4 History of Modeling Approaches 37
2.4.1 Previous Assessments 37
2.4.2 Pre-Assessment Workshops, GAP, GMT and industry input 39
2.4.3 Response to STAR Panel Recommendations in 2007 41
2.5 Model Description 43

2.5.1 Link from the 2007 to the 2011 Assessment Model ... 43
2.5.2 Summary of Fleets ... 47
2.5.3 Modeling Software ... 47
2.5.4 Priors ... 48
2.5.5 Sample Weighting ... 48
2.5.6 General Model Specifications ... 49
2.5.7 Estimated and Fixed parameters ... 50
2.6 Model Selection and Evaluation ... 52
2.6.1 Key Assumptions and Structural Choices ... 52
2.6.2 Alternate Models Explored ... 52
2.6.3 Convergence Status ... 52
2.7 Response to SSC Recommendations ... 53
2.8 Base-Case Model Results ... 53
2.9 Uncertainty and Sensitivity Analysis ... 55
2.9.1 Sensitivity Analysis ... 56
2.9.2 Retrospective Analysis ... 58
2.9.3 Likelihood Profiles ... 58
2.9.4 Parametric Bootstrap Using Stock Synthesis ... 59
3. Reference Points ... 59
4. Harvest Projections and Decision Tables ... 60
5. Regional Management Considerations ... 61
6. Research Needs ... 61
7. Acknowledgements ... 63
8. References ... 64
9. Tables ... 69
10. Figures ... 106
11. Appendix A: Summary of management actions influencing the sablefish fishery ... 260
12. Appendix B: Predicted numbers at age by sex ... 273
13. Appendix C: SS Data file ... 278
14. Appendix D: SS Control file ... 435
15. Appendix E: SS Starter file ... 441
16. Appendix F: SS Forecast file ... 442

Executive Summary

Stock

This assessment reports the status of the sablefish (*Anoplopoma fimbria*, or 'black cod') resource off the coast of the United States from southern California to the U.S.-Canadian border using data through 2010. The resource is modeled as a single stock, however there is some dispersal to and from offshore seamounts and along the coastal waters of the continental U.S., Canada, Alaska, and across the Aleutian Islands to the western Pacific which is not explicitly accounted for in this analysis.

Catches

Historical sablefish landings were reconstructed from a variety of sources, and are generally more reliable than those for many other groundfish due to the consistent identification of sablefish by species. Uncertainty in historical catches, primarily in the Washington-based fishery, stems from poor identification of fishing location (coastal U.S. waters, Canadian waters, or Alaskan waters). Revised reconstructions from California and Oregon, as well as a more limited analysis using Washington sources resulted in almost no change from landings used in previous sablefish assessments. Because discarding is explicitly modeled in the stock assessment, total catches are estimated simultaneously with other model parameters and derived quantities of management interest. This can result in total mortality estimates that differ from those used by recent management and/or estimated using other methods.

Sablefish landings were small (< 5,000 mt), and were primarily harvested by hook-and-line fisheries until the end of the 1960s. A very large catch by foreign vessels fishing pot gear in 1976 resulted in the largest single-year removal of over 25,000 mt from the stock. This was followed by a rapid rise in domestic pot and trawl landings, such that over 240,000 mt of sablefish were landed between 1975 and 1990. Annual landings have remained below 10,000 mt in subsequent years, divided approximately 44% from hook-and-line, 14% from pot and 43% from trawl gear during the most recent decade. Model estimates of discarding result in total dead catches that are an average of 7.8% larger than reported landings over the last decade. However, due to a lack of data regarding changes in selectivity and retention during the historical period (prior to the current observer program, which began in 2002) total catch and discards for much of the time-series represent an important source of uncertainty in this stock assessment.

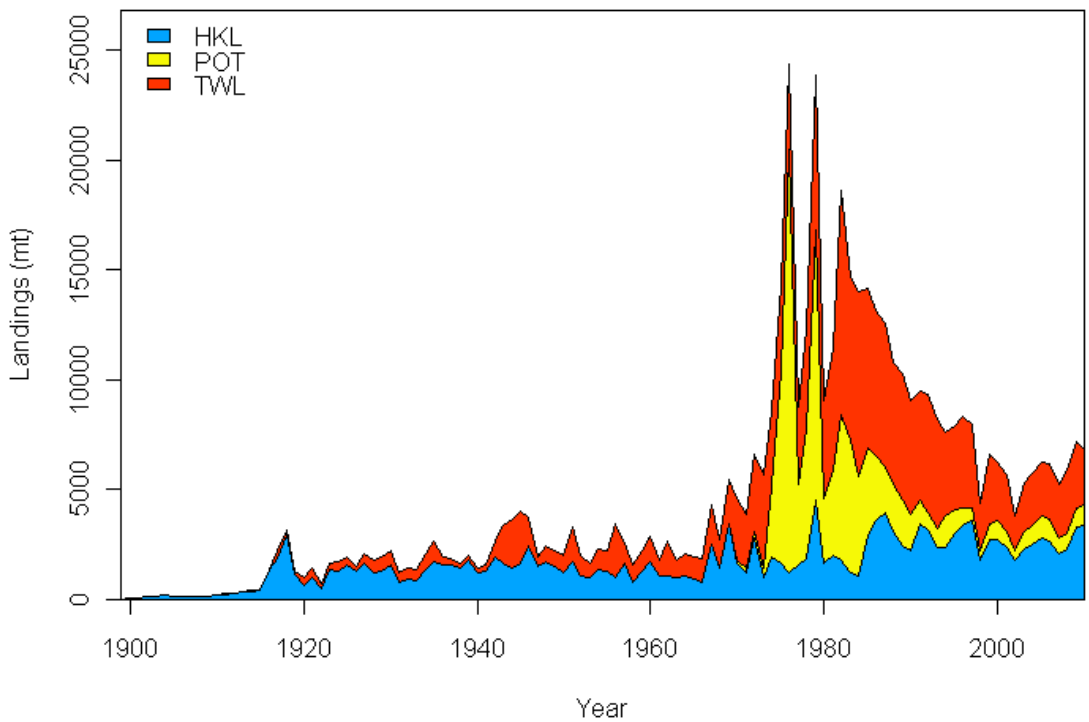

Figure a. Sablefish landings history, 1900-2010. Fleet names indicate gear (HKL = Hook-and-line, POT = Pot, and TWL = Trawl). Foreign fleets are included and are largely responsible for the large values in 1976 and 1979.

Table a. Recent sablefish landings (mt) by fleet.

Year	Hook-and-line	Pot	Trawl
2001	2,362	673	2,596
2002	1,749	472	1,568
2003	2,283	799	2,213
2004	2,515	816	2,411
2005	2,807	997	2,399
2006	2,604	1,053	2,537
2007	2,060	688	2,489
2008	2,301	675	2,892
2009	3,272	864	3,061
2010	3,380	898	2,540

Data and Assessment

This stock assessment used the most recent version of the Stock Synthesis modeling platform available (3.22, released 19 July, 2011; this late date reflects the identification of an error in the code subsequent to the distribution of the pre-STAR draft assessment document). Primary data sources include landings, length- and age-frequency data from both the retained and, in recent years the discarded portion of the commercial catch. Discard rates as well as mean observed individual body weight in the discards are also included. The National Marine Fisheries Service (NMFS) Northwest Fisheries Science Center (NWFSC) shelf-slope trawl survey relative biomass index is the primary source of stock trend information, updated to cover the period

2003-2010 and including depths from 55-1,280 m. Other (discontinued) survey indices contributing information on trend and sablefish demographics include: the NWFSC slope survey conducted from 1998-2002, the AFSC slope survey (1997-2001), and the AFSC/NWFSC triennial shelf trawl survey (1980-2004). Environmental time-series including both sea-surface height (used in previous sablefish assessments) and zooplankton abundance were also investigated.

All externally estimated model parameters, including those defining the weight-length relationship, maturity schedule, and fecundity relationships, have been revisited and, in some cases, revised from the values used in previous assessments. The assessment explicitly estimates parameters describing dimorphic growth and mortality differences between male and female sablefish. Recruitment uncertainty is included via a full time-series of estimated deviations from the stock-recruit curve. Uncertainty in leading parameters such as natural mortality, the unexploited equilibrium level of the stock-recruit function and catchability coefficients of the survey indices are explicitly included in the model results. Due to the 'one-way-trip' nature of the time-series it was not possible to estimate the steepness parameter (*h*) of the stock-recruitment relationship, so this quantity was fixed at a value of 0.6 and explored via sensitivity analyses. Aging error, including both precision and accuracy, was extensively investigated during the preparation of this assessment. The potential for underestimating the age of the oldest fish was not resolved with available data, and therefore aging bias also remains an important source of uncertainty. A number of changes were made to the structural dynamics of the assessment, and the treatment of data sources, relative to the 2007 analysis, to reflect improvements in methods and understanding of model behavior; these are itemized in this document.

In order to reduce the complexity in modeling fishery dynamics, the vast number of historical management actions was condensed down to just those that seemed most likely to have had a direct influence on fishery behavior (either sorting and retention, selectivity or both). A list of these management actions was distributed widely among fishermen with direct experience in the sablefish fishery, managers and others. Many thoughtful responses yielded a smaller subset of management actions that were believed to have been most influential to fishery behavior. The base-case model attempts to parsimoniously represent these changes in selectivity and retention with the fewest number of parameters possible, requiring that among-parameter correlations remained low and estimation behavior robust.

Stock biomass

Sablefish are estimated to have been exploited at a modest level through the first half of the 20th century. Following a period of recruitments estimated to have been above average, but highly uncertain, the spawning stock biomass rebounded to nearly unexploited levels in the late 1970s. Large harvests during those years, and throughout the 1980s, are estimated to have caused the stock to decline nearly monotonically to the present. The relative spawning biomass is estimated to be at only 33% of unexploited levels in 2011; however this value is highly uncertain (~95% intervals range from 18-49%). Although the relative trend in spawning biomass is quite robust to uncertainty in the leading model parameters, the productivity of the stock is highly uncertain due to confounding of mortality, absolute stock size and productivity. The estimated spawning biomass in 2011 is 60,957 mt (lower than the projected trend from the 2007 assessment), however, the ~95% interval ranges broadly from 16,418 to 105,495 mt reflecting little information in the data about absolute stock size.

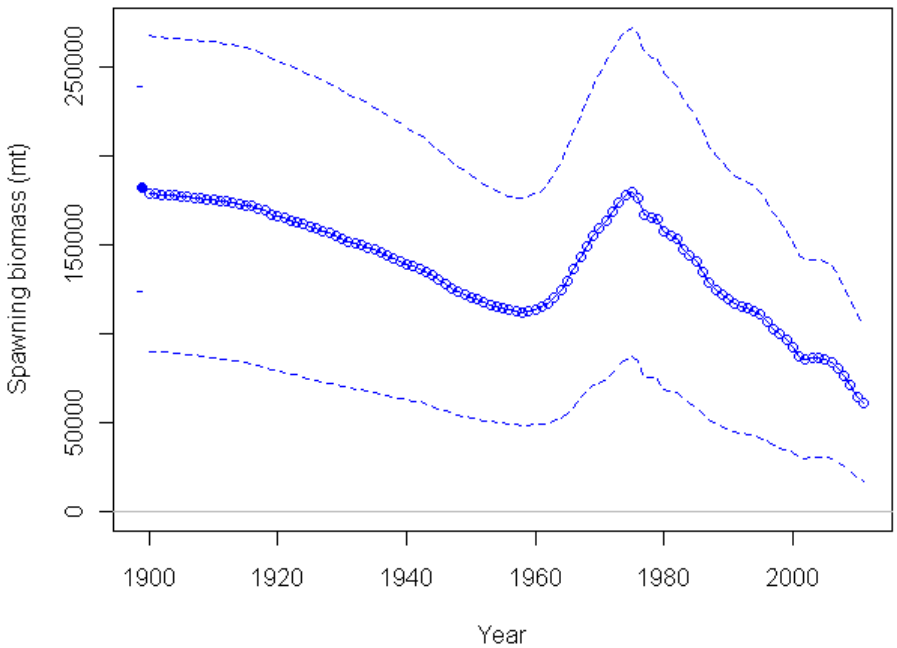

Figure b. Estimated spawning biomass time-series (1900-2011) for the base-case model (circles) with ~ 95% interval (dashed lines).

Table b. Recent trend in estimated sablefish spawning biomass, recruitment and relative depletion level.

Year	Spawning biomass (mt)	~95% interval	Estimated recruitment (1000s)	~95% interval	Estimated depletion	~95% interval
2002	85,518	29,604-141,431	6,560	3,670-11,726	47%	28-66%
2003	85,931	30,375-141,488	2,823	1,513-5,268	47%	28-66%
2004	86,324	30,757-141,892	4,697	2,646-8,339	47%	29-66%
2005	85,741	30,477-141,005	535	235-1,222	47%	28-66%
2006	83,508	29,178-137,838	1,930	1,020-3,651	46%	28-64%
2007	80,139	27,253-133,025	1,205	571-2,544	44%	26-62%
2008	75,949	25,121-126,777	26,989	15,070-48,335	42%	25-59%
2009	70,773	22,348-119,199	1,518	659-3,500	39%	22-55%
2010	64,500	18,713-110,287	20,734	9,751-44,089	35%	20-51%
2011	60,957	16,418-105,495	16,723	2,799-99,912	33%	18-49%

Recruitment

Sablefish recruitment is estimated to be quite variable over the historical record; however uncertainty in individual recruitment events is large. Within this variability, the average recruitment is estimated to have declined steadily between the 1970s and 2007. Recruitments during the 1980s were, on average, roughly an order of magnitude higher than the very poor recent cohorts estimated between 2002 and 2007. It appears that large 1999 and 2000 year classes briefly slowed the rate of stock decline between 2002 and 2005. An above-average 2008 cohort is currently moving through the population, however it has yet to mature, and therefore is not currently contributing to the trend in spawning biomass.

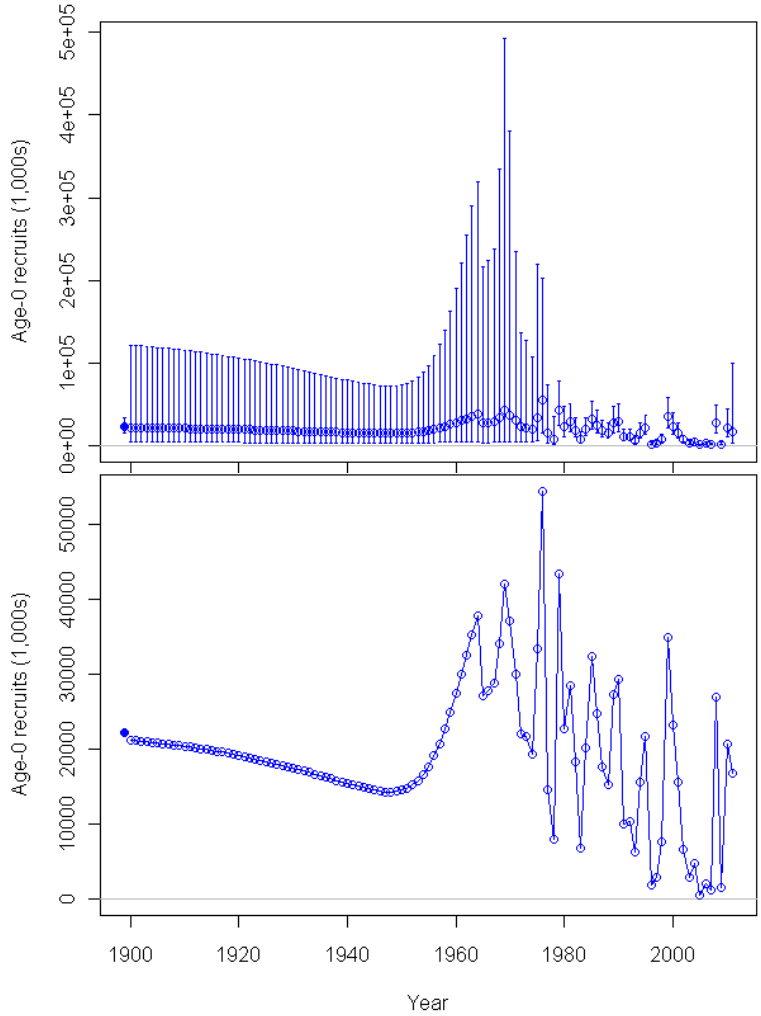

Figure c. Time series of estimated sablefish recruitments for the base-case model (solid line) with ~95% intervals (vertical lines; upper panel) and without intervals to better visualize recent estimated trends.

Reference points

Unfished female spawning biomass was estimated to be 182,136 mt, but this value is highly uncertain (~95% interval: 124,227-240,045 mt). The management target stock size ($SB_{40\%}$) is therefore 72,854 mt, and the overfished threshold ($SB_{25\%}$) is 45,534 mt. Total and age-4+ biomass at unexploited equilibrium were estimated to be 537,893 and 502,034 mt respectively. Because the steepness parameter is not estimated in this assessment, the uncertainty in equilibrium yields at the following reference points is grossly underestimated. Maximum sustainable yield (MSY), conditioned on current fishery selectivity and allocations, was estimated to occur at a spawning stock biomass of 54,163 mt and produce a dead MSY catch (excluding discarded fish that are predicted to have survived) of 10,102 mt. However, the yield at MSY varies almost linearly with the value for steepness. Maximum sustainable yield is estimated to be achieved at an SPR of 41%. This is very close to the yield, 9,677 mt, generated by the SPR (50%) that stabilizes the stock at the $SB_{40\%}$ target. The fishing mortality target/overfishing level (SPR = 45%) results in an intermediate equilibrium yield of 10,021 mt at a spawning biomass of 61,926 mt (34% of the unfished level).

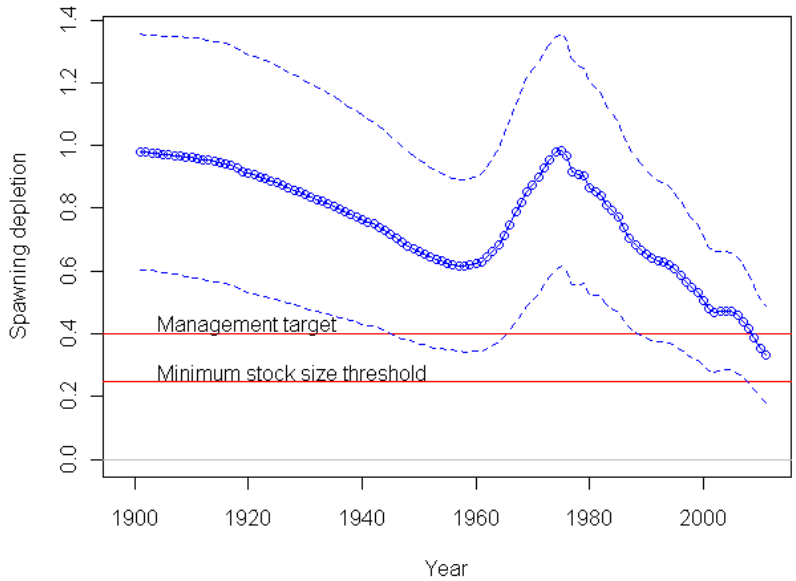

Figure d. Time series of estimated relative spawning depletion from the base-case model (circles) with ~ 95% interval (dashed lines).

Exploitation status

The coast-wide abundance of sablefish was estimated to have dropped below the $SB_{40\%}$ management target in 2009 and is currently declining steeply. The cause of this trend appears to be primarily due to relatively poor recruitments, as the fishing intensity remained below relative SPR target rates between 1988 and 2008. However, in retrospect both relative SPR and exploitation fraction are estimated to be increasing rapidly over the last four years. This assessment estimates that the 2010 SPR is 104% of the SPR=45% management target. Although the estimated productivity and absolute scale of the stock are very poorly informed by the available data and are therefore highly sensitive to changes in model structure and treatment of data, all sensitivity or alternate models evaluated showed a current declining trend in biomass and increasing trend in fishing mortality.

Table c. Recent trend in relative spawning potential ratio (1-SPR/1-$SPR_{Target=0.45}$) and relative exploitation rate (catch/biomass of age-4 and older fish).

Year	Relative SPR (%)	~95% interval	Relative exploitation rate	~95% interval
2001	75%	41-109%	2.4%	0.8-4.0%
2002	54%	26-81%	1.7%	0.6-2.8%
2003	67%	35-99%	2.2%	0.8-3.6%
2004	69%	37-102%	2.3%	0.8-3.7%
2005	74%	40-109%	2.5%	0.9-4.0%
2006	76%	41-112%	2.5%	0.9-4.2%
2007	71%	37-105%	2.3%	0.8-3.8%
2008	82%	45-120%	2.7%	0.9-4.5%
2009	101%	60-142%	3.6%	1.2-6.1%
2010	104%	62-146%	3.7%	1.1-6.4%

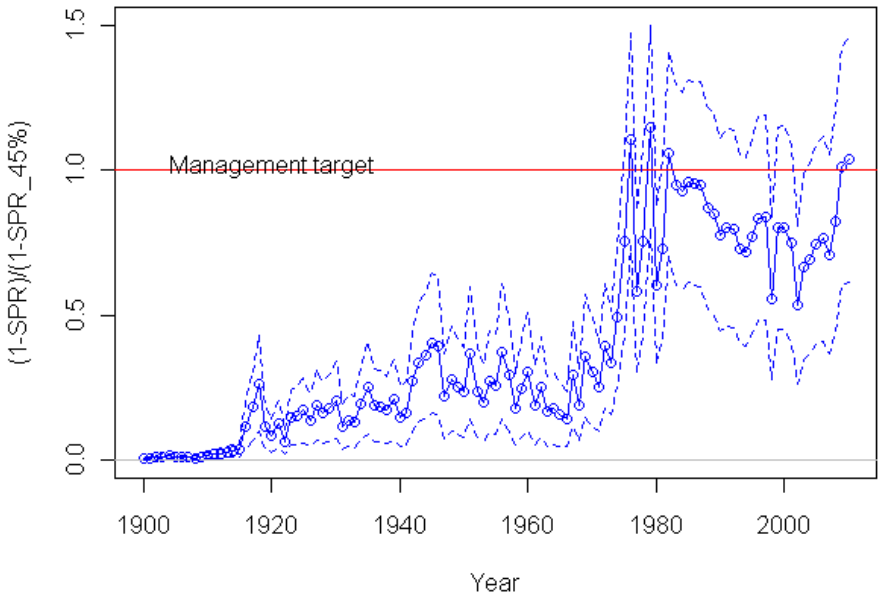

Figure e. Time series of estimated relative spawning potential ratio (1-SPR/1-SPR$_{Target=0.45}$) for the base-case model (round points) with ~95% intervals (dashed lines). Values of relative SPR above 1.0 (100% in the table above) reflect harvests in excess of the current overfishing proxy.

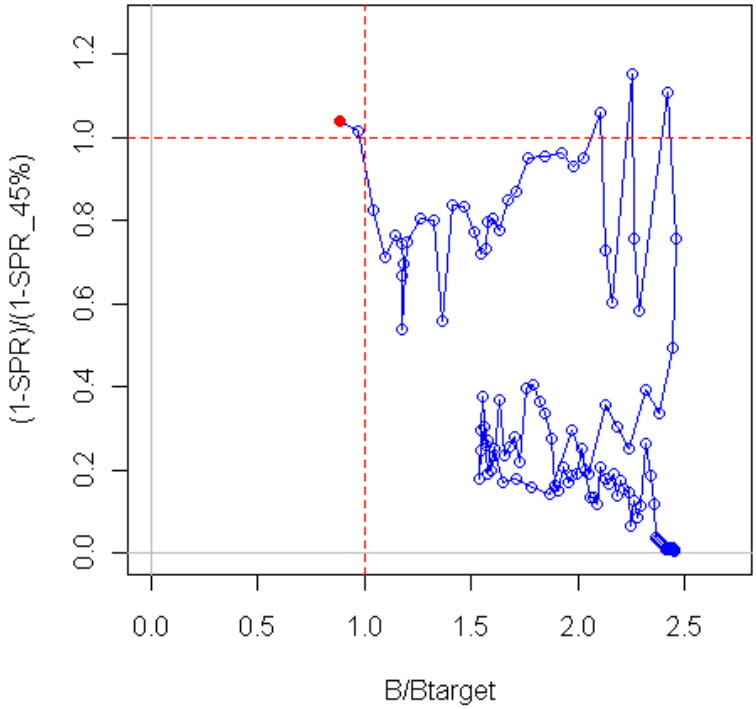

Figure f. Estimated relative spawning potential ratio relative to the proxy target/limit of 45% vs. estimated spawning biomass relative to the proxy 40% level from the base-case model. Higher spawning output occurs on the right side of the x-axis, higher exploitation rates occur on the upper side of the y-axis. The filled circle indicates 2010.

Management performance

The sablefish fishery has been managed with a rich history of seasons, size-limits, trip-limits, and a complex permit system. Coast-wide yield-targets have been divided among the

different gears (hook-and-line, pot and trawl), fishery sectors (including both limited entry and open access) as well as north and south of 36° latitude. Peak catches occurred in the late 1970s just prior to the imposition of the first catch limits. Since 2001, the total estimated dead catch has been only 79% of the sum of the OFLs (ABCs at the time) and 87% of the ACLs (OYs at the time). In only one year of the last 10, 2008, did the estimated dead catch exceed the ACL (and OFL) by 5% (3%).

Table d. Recent trend in sablefish landings and estimated total dead catch (mt) relative to OFL (ABCs at the time) and ACLs (OYs at the time).

Year	OFL (mt)[1]	ACL(mt)[1]	Landings (mt)	Estimated dead catch (mt)[2]
2001	8,086	7,107	5,631	6,351
2002	4,977	4,596	3,789	4,194
2003	8,650	6,794	5,296	5,715
2004	8,487	7,786	5,742	6,141
2005	8,471	7,761	6,203	6,587
2006	8,175	7,634	6,194	6,558
2007	6,210	5,934	5,237	5,544
2008	6,058	5,934	5,868	6,237
2009	9,914	8,423	7,198	7,756
2010	9,217	7,729	6,818	7,344

[1]Includes both the southern and northern management areas where separate values were applied.
[2]Includes discards estimated within the stock assessment and therefore may differ from total mortality reports used by management.

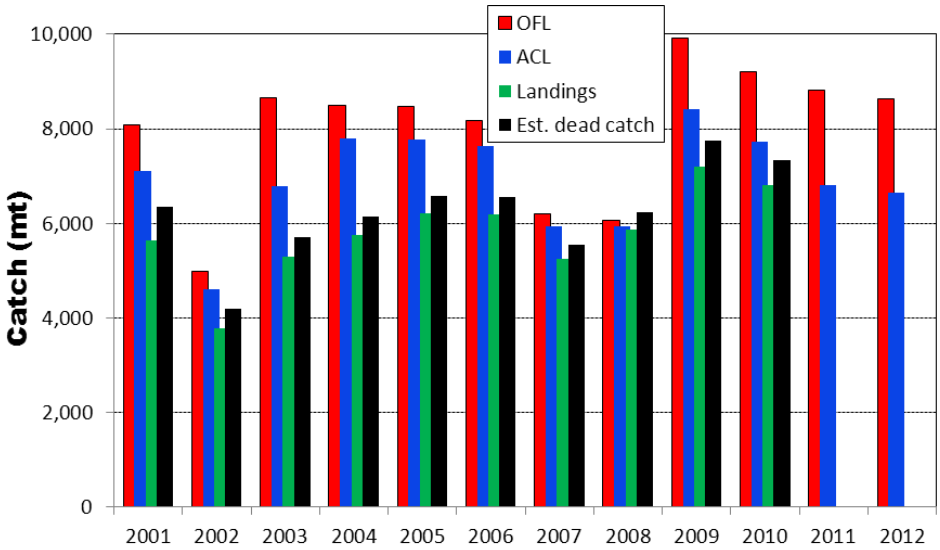

Figure g. Recent (and current) sablefish OFLs (ABCs prior to 2011), and ACLs (OYs prior to 2011), in relation to recent total landings and estimated total dead catch (excludes discarded fish that are predicted to have survived) from the base-case model.

Unresolved problems and major uncertainties

The available data for sablefish are largely uninformative about the absolute size and productivity of the stock. This is largely due to the 'one-way-trip' nature of the historical series: a slow and steady decline in spawning biomass consistent with a larger less productive stock, a

smaller more productive stock, or many combinations in between. Historical catches provide some information about the minimum stock size needed to have supported the observed time-series but little information about the upper bounds for the stock size. Likelihood profiles, parameter estimates and general model behavior illustrate that small changes in many parameters can result in differing point estimates for management reference points, however the uncertainty about these estimates remains large unless leading model parameters, such as natural mortality, survey catchability, as well as historical recruitments, are fixed at arbitrarily selected values. This assessment includes the uncertainty for these unknown quantities, with the exception of steepness. This uncertainty will remain until a more informative time-series and better quality demographic and biological information is accumulated for the stock.

Uncertainty in the properties of current aging methods (both potential bias and imprecision), as well as relatively sparse fishery sampling, result in age data that are less reliable than would be preferred. Similarly, because sablefish grow very rapidly and reach near-asymptotic length in their first decade of life, length-frequency data is not particularly informative about historical patterns in recruitment. The patterns observed in historical sablefish recruitment suggest that stock trajectory (via shifts in recruitment strength) is closely linked to productivity regimes in the California current. Uncertainty in future environmental conditions, changes in the timing, dynamics and productivity of the California current ecosystem, via climate change, or cycles similar to the historical period, should be considered a significant source of uncertainty in all projections of stock status.

The ongoing NWFSC shelf-slope trawl survey is a relatively precise index over a broad demographic component of the sablefish stock (although not the entire stock, as some of it occurs in deep water and is therefore unobserved). This index has the potential to inform future stock assessments about the scale of the sablefish population relative to the catches being removed (assuming these are enumerated reasonably accurately), however such information will require contrast in the observed declining survey trend. Therefore, although there is the potential to considerably reduce the current uncertainty in sablefish stock size and dynamics, it will likely take several years of contrasting trend in the survey to do so.

Forecasts

The forecast reported here is based on application of the "40-10" harvest control rule and the $F_{45\%}$ overfishing limit/target (OFL). In addition, a reduction to the OFL of 8.7% was applied representing the application of a P^* of 0.40 and the Category 1 stock proxy uncertainty σ of 0.36 (but without applying an additional buffer for management uncertainty). These values reflect the PFMC decisions made during the November 2011 meeting.

This projection is intended to provide a 'yardstick' with which to gauge the likely trajectory of the stock. Projections assume the ACLs of 6,813 and 6,645 mt are achieved exactly in 2011 and 2012. Catch allocation used for the forecast reflects the average distribution of fishing intensity among fleets (hook-and-line, pot, and commercial) during 2007-2009 and it is also assumed that discarding and retention behavior does not differ from recent years (supplementary analyses provided to the GMT did indicate some sensitivity to these assumptions). A representation of the uncertainty about projected stock sizes is presented in the decision table along with two markedly different alternative catch streams.

Current forecasts predict continued decline of the spawning stock, with a relatively large probability that is stock is below the overfished threshold for several more years before the 2008 cohort fully matures. Projected increases beyond 2014 are small and reliant upon expected

recruitment levels from the stock-recruitment relationship, despite many recent years of below average recruitment. Forecast values are highly uncertain, and given this uncertainty, and the number of years the stock is projected to remain at low levels, it is quite possible that the stock will be assessed to be below the overfished threshold during the next several cycles. However, additional trawl survey observations may help to better inform the estimate of the 2008 cohort size. The full implications of the current uncertainty in stock trajectory and scale can be best evaluated in the decision table in the following section (the central panel of which duplicates the following table).

Table e. Projection of potential sablefish OFL, ACL, and estimated spawning biomass and depletion for the base-case model based on the 40:10 correction to the $F_{45\%}$ overfishing limit/target (OFL) and an 8.7% reduction to approximate the P^* approach. Projections assume the ACLs of 6,813 and 6,645 mt are achieved exactly in 2011 and 2012. Catch allocation used for the forecast reflects the average distribution of fishing intensity among fleets (hook-and-line, pot, and commercial) during 2007-2009.

Year	OFL[1] (mt)	ACL[1] (mt)	Spawning biomass (mt)	Relative depletion
2011	*8,808*	*6,813*	60,957	33%
2012	*8,623*	*6,645*	57,606	32%
2013	6,621	5,451	56,271	31%
2014	7,171	5,909	56,358	31%
2015	7,857	6,512	57,066	31%
2016	8,526	7,121	58,015	32%
2017	9,107	7,662	58,969	32%
2018	9,563	8,097	59,821	33%
2019	9,898	8,424	60,550	33%
2020	10,094	8,629	61,174	34%
2021	10,191	8,745	61,732	34%
2022	10,273	8,847	62,258	34%

[1]OFL/ACL values for 2011 and 2012 have already been adopted, and are not based on the results of this assessment.

Decision table

The decision table reports 12-year projections for alternate states of nature (columns) and management options (rows) beginning in 2013. The results of this table are conditioned on the already-specified ACLs for 2011 and 2012 being achieved exactly. It is common to select an "axis of uncertainty" from leading parameters, model structure or historical catch levels, to best bracket the range of possible states of nature. For this assessment, due to the explicit inclusion of uncertainty in natural mortality, survey catchability and scale of the stock-recruit function, asymptotic intervals are very broad. Steepness was evaluated as a possible axis of uncertainty, but even a broad range (from 0.3-0.9) underrepresented the forecast uncertainty relative to that implied by the parameter uncertainty already included. Therefore, the percentiles of the asymptotic distribution are used to describe the relative probabilities among the states of nature. Low and high columns are based on the 12th and 87.5th percentiles of the distribution about the maximum likelihood estimates for: depletion, relative SPR (in reverse order to match depletion; i.e., larger values implying greater relative fishing intensity are reported first) and spawning biomass from the base-case model. Catch allocation used for the forecast reflects the average

distribution of fishing intensity among fleets (hook-and-line, pot, and commercial) during 2007-2009.

The decision table results show that there is a relatively large probability (> 25%) that the stock is already overfished. Further, given any status much below the estimated current spawning biomass, the stock is not projected to increase appreciably over the duration of these forecasts, even under harvest alternatives that are much lower than current ACLs. However, if the stock is actually above current estimates, it is projected to increase over all harvest alternatives.

Table f. Decision table of 12-year projections for alternate states of nature (columns) and management options (rows) beginning in 2013. The percentiles of the asymptotic distribution are used to describe the relative probabilities among the states of nature. Values of relative SPR that exceed 100% indicate overfishing; order is reversed to maintain the "lower-to-higher" pattern consistent with other quantities, i.e., larger values implying greater relative fishing intensity are reported on the left side of the table. The results of this table are conditioned on the already-specified ACLs for 2011 and 2012 being achieved exactly.

			State of nature								
						Maximum likelihood estimate					
Relative probability			Less likely (12.5th percentile)			More likely (expectation)			Less likely (87.5th percentile)		
Management alternative											
	Year	Dead catch (mt)	Depletion	Relative SPR	Spawning biomass (mt)	Depletion	Relative SPR	Spawning biomass (mt)	Depletion	Relative SPR	Spawning biomass (mt)
12.5th pctl. 40:10 catch	2013	2,376	22%	66%	31,057	31%	48%	56,271	40%	30%	81,485
	2014	2,725	22%	68%	31,825	32%	49%	57,379	41%	30%	82,933
	2015	3,185	23%	71%	32,809	33%	51%	59,233	42%	31%	85,657
	2016	3,680	24%	74%	33,692	34%	53%	61,470	44%	31%	89,247
	2017	4,157	24%	77%	34,365	35%	54%	63,824	46%	31%	93,283
	2018	4,581	24%	79%	34,846	36%	55%	66,142	49%	31%	97,437
	2019	4,938	24%	81%	35,187	38%	56%	68,352	51%	32%	101,516
	2020	5,211	24%	82%	35,444	39%	57%	70,438	53%	32%	105,432
	2021	5,415	24%	84%	35,661	40%	58%	72,410	55%	32%	109,159
	2022	5,595	25%	85%	35,869	41%	58%	74,286	57%	32%	112,703
40:10 catch	2013	5,451	22%	98%	31,057	31%	88%	56,271	40%	78%	81,485
	2014	5,909	22%	101%	31,830	31%	88%	56,358	40%	76%	80,885
	2015	6,512	23%	104%	32,775	31%	89%	57,066	40%	73%	81,356
	2016	7,121	23%	107%	33,539	32%	89%	58,015	41%	71%	82,491
	2017	7,662	23%	110%	33,984	32%	90%	58,969	42%	69%	83,953
	2018	8,097	23%	112%	34,124	33%	90%	59,821	43%	68%	85,519
	2019	8,424	23%	114%	34,022	33%	90%	60,550	44%	67%	87,077
	2020	8,629	22%	115%	33,754	34%	90%	61,174	45%	66%	88,594
	2021	8,745	22%	117%	33,384	34%	91%	61,732	46%	65%	90,080
	2022	8,847	21%	118%	32,962	34%	91%	62,258	47%	64%	91,553
87.5th pctl. 40:10 catch	2013	8,526	22%	144%	31,057	31%	117%	56,271	40%	90%	81,485
	2014	9,092	21%	147%	29,696	30%	118%	55,240	40%	89%	80,785
	2015	9,838	20%	150%	28,294	30%	118%	54,712	40%	87%	81,129
	2016	10,561	19%	153%	26,545	30%	119%	54,299	41%	84%	82,052
	2017	11,168	18%	156%	24,426	30%	119%	53,802	41%	83%	83,179
	2018	11,614	16%	159%	22,048	29%	120%	53,167	42%	81%	84,286
	2019	11,911	15%	162%	19,534	29%	121%	52,413	43%	79%	85,292
	2020	12,047	13%	164%	16,963	28%	121%	51,572	43%	78%	86,180
	2021	12,075	12%	167%	14,429	28%	121%	50,726	44%	76%	87,024
	2022	12,100	10%	169%	11,951	27%	122%	49,900	45%	75%	87,849

Research and data needs

The following research could improve the ability of this assessment to reliably model sablefish population dynamics in the future:

1. Continue the annual NWFSC shelf-slope trawl survey time-series. Future improvements in the precision of estimates of absolute stock size and productivity are reliant upon observing some contrast in stock trend (other than a one-way trip) with an unbroken survey index. Only a longer, more informative survey time-series will provide stock-specific and data-based information on the steepness parameter governing the sablefish stock and recruitment relationship.
2. Investigate aging methods that could prove more precise than current break-and-burn methods. If age data were more accurate, cohorts could be better tracked to older ages and estimates of historical year-class strengths may be improved. Further studies to investigate the potential for bias in aging methods should be conducted; these results will have a strong effect on natural mortality estimates.
3. Evaluate potential causes of residual patterns in the fit to larger cohorts in the age data (particularly the 1999 and 2000 cohorts) and for residual patterns in the fit to the size data.
4. Model results were quite sensitive to changes in the maturity schedule, yet the available information is very outdated, in addition to being variable among sources, years and regions. The routine collection of samples to refine estimates of biological parameters, particularly maturity and fecundity would greatly benefit the reliability of this assessment.
5. Age sampling from the commercial fishery has generally been sparse compared to other groundfish and relative to the importance of this stock to west coast fisheries. Work toward further standardization of state and federal biological sampling programs would make data more informative, by reducing sampling variability. For example, during most of the last 30 years at least one state has collected sexed-length observations, while at least one has not. If an increased fraction of both the catch was available for sampling at-sea, or in-port in a non-dressed form, then more consistent demographic information could result.
6. Continued refinement of the historical landings estimates for Washington, subsequent to the large data entry of historical fish-ticket information currently underway, will likely produce a more accurate time-series of mortality and would complement the completed efforts to reconstruct California and Oregon landings.
7. Given the migratory nature and broad distribution of sablefish along the Pacific Rim, it is important to continue to evaluate the spatial aspects of the assessments, including the northern boundary with Canada, and the connectivity with offshore seamounts. A joint assessment with Canadian and Alaskan scientists could be warranted, following the approach taken by the International Pacific Halibut Commission.
8. Continue to evaluate methods to capture information regarding environmental and ecosystem variability in stock assessments. Further, historical records of particularly large year classes (e.g., 1947 reported by sport fishermen in central California) could be investigated to better inform the historical period.
9. Previous assessments relied upon an independent database for collecting and analyzing biological sampling from the three states. Washington, California and Oregon have now loaded all available data into PacFIN's Biological Data System, where it can be retrieved and analyzed in a consistent and documented format. However, information is still missing from some records, and a small number of samples were unsuitable for analysis due to incomplete

or jumbled records. An effort to either repair or remove any unreliable information could improve the speed and accuracy of future analyses.

10. There is uncertainty in the accuracy of the dressed to whole weight conversions used in some situations to estimate fishery landings. Following Oregon's lead, this topic should be investigated, and total landed catch estimates adjusted, according to the best available conversion information.

11. Table g. Summary of sablefish reference points from the base-case model. Yields include discard mortality. Because steepness is a fixed parameter, the uncertainty in these reference points is grossly underestimated.

Quantity	Estimated value	~95% interval
Unfished total biomass (mt)	537,893	345,379-730,407
Unfished 4+ biomass (mt)	502,034	323,336-680,732
Unfished spawning biomass (SB_0, mt)	182,136	124,227-240,045
Unfished recruitment (R_0, thousands)	22,264	12,737-31,790
Reference points based on $SB_{40\%}$		
MSY Proxy spawning biomass ($SB_{40\%}$, mt)	72,854	49,691-96,018
Relative spawning depletion at $SB_{40\%}$	40%	NA
SPR resulting in $SB_{40\%}$ ($SPR_{SB40\%}$)	50%	NA
Exploitation rate resulting in $SB_{40\%}$	4.2%	3.7-4.8%
Yield with $SPR_{SB40\%}$ at $SB_{40\%}$ (mt)	9,677	5,909-13,445
Reference points based on SPR proxy for MSY		
Spawning biomass at $SPR_{MSY\text{-}proxy}$ (SB_{SPR}, mt)	61,926	42,237-81,615
Relative spawning depletion at SB_{SPR}	34%	NA
$SPR_{MSY\text{-}proxy}$	45%	NA
Exploitation rate corresponding to SPR	5.0%	4.4-5.7%
Yield with $SPR_{MSY\text{-}proxy}$ at SB_{SPR} (mt)	10,021	6,122-13,919
Reference points based on estimated MSY values		
Spawning biomass at *MSY* (SB_{MSY}, mt)	54,163	36,798-71,527
Relative spawning depletion at SB_{MSY}	30%	NA
SPR_{MSY}	41%	41-42%
Exploitation Rate corresponding to SPR_{MSY}	5.7%	4.9-6.5%
MSY (mt)	10,102	6,174-14,030

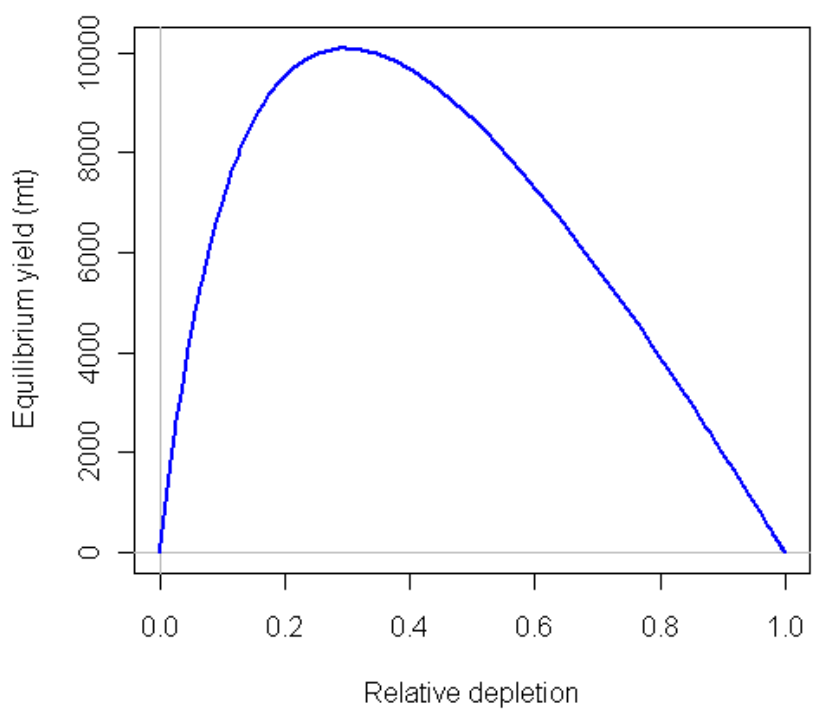

Figure h. Equilibrium yield curve (total dead catch) for the base-case model.

1. Introduction

1.1 Distribution and Stock Structure

Sablefish (*Anoplopoma fimbria*, or 'black cod') are distributed in the Northeastern Pacific Ocean from the southern tip of Baja California, northward to the north-central Bering Sea and in the Northwestern Pacific Ocean from Kamchatka, southward to the northeastern coast of Japan (Hart 1973, Eschmeyer and Herald 1983). The resource in U.S. waters off California, Oregon and Washington is modeled as a single stock, however there is some dispersal to and from offshore seamounts and along the coastal waters of the continental U.S., Canada, Alaska (Shaw and Parks 1997), and across the Aleutian Islands to the western Pacific which is not explicitly accounted for in this analysis (e.g., Fujioka et al. 1988, Heifetz and Fujioka 1991). Recent (2010) recovery of three tags at large off the U.S. west coast for 19-24 years illustrates the uncertainty in stock structure and movement rates: one tag moved from southern California to northern California (600 miles north), one tag moved from southern Oregon to Central California (> 500 miles south) and the third tag was recovered within 15 miles of the location of release.

Previous analyses have suggested the existence of several 'stocks' of sablefish in the Eastern Pacific, including a southern California stock, a central California through Washington stock and a British Columbia to Gulf of Alaska (Schirripa 2007; and earlier assessments). Differences in maximum body size (larger to the north) and growth rates (slower to the north) are apparent; however environmental effects cannot easily be isolated from stock structure.

Sablefish are ubiquitously distributed in California current waters, with smaller younger individuals generally found in shallower water, but show a characteristic ontogenetic shift to a fully mixed (adult and juvenile) demographic near the shelf-slope break (100-300m). Beyond that zone the adult population is dominated by older (but generally not larger) individuals (well-explored in historical stock assessments; e.g., Methot 1994, Methot 1995), and the younger fish become increasingly rare (See description of survey data below). Importantly for all modeling efforts, the stock is distributed beyond the greatest depth sampled by any of the trawl surveys and beyond the deepest commercial fishing areas. Fish in the deepest areas tend to be the oldest individuals, but not the largest individuals, however the interaction of environmental conditions and seasonal movements that produce this pattern are largely unknown. The deeper habitats occupied by sablefish span the EEZ boundary and extend across seamounts and ridges around the Pacific.

There are relatively fewer sablefish in Puget sound and the Strait of Georgia, therefore connectivity among these areas and the open coast is likely much less important to this stock assessment than along the open coast, especially between British Columbia and the U.S. west coast.

1.2 Life History and Ecosystem Considerations

Sablefish off the U.S. Pacific coast exhibit a protracted spawning period from October through April, with peak spawning occurring in January and February. Sablefish spawn along the continental slope in deep waters, generally greater than 500 m. This winter-time spawning appears to result in reduced availability to the commercial fishery during the winter months. Eggs (~2.1 mm in diameter) are buoyant and rise to the surface waters. After hatching, post-larval sablefish are believed to continue to inhabit surface waters offshore. Within a few months they begin to migrate inshore, where they become largely demersal and are captured by trawl surveys as small juveniles ('cigars'). In parallel with the above mentioned ontogenetic shift in

distribution, sablefish generally grow rapidly reaching nearly asymptotic size and beginning to mature after 5-7 years and full size and maturity in their first decade of life (see maturity and discussion of estimated growth curves below). These life-history traits show a strong latitudinal gradient, with slower growth and maturity schedules moving north along the distribution, as well a high degree of variability among studies.

Female sablefish generally reach larger sizes than males; however the sex-ratio tends to be skewed toward males at the oldest ages implying a lower natural mortality rate for males relative to females. The oldest sablefish in current records was captured off Washington in 2006 and aged (with observation error) at 102 years. This female was only 68 cm long, nowhere near the largest individual (117 cm).

Adult sablefish are fast swimming fish, capable of feeding on a diverse array of prey species including fishes, cephalopods, and crustaceans (Low et al. 1976; Shaw 1984). The cohabitation of adult and juvenile sablefish may result in some cannibalism, and large changes in predator biomass (such as the rebuilding of lingcod, *Ophiodon elongatus*, in recent years) could have a strong feedback to juvenile survival and therefore stock productivity.

Many groundfish have shown decadal changes in productivity linked to ocean conditions. For sablefish, the correlation between productivity in the California current and recruitment success is well-documented (Schirripa and Colbert 2006, Schirripa et al. 2009) and has been included in recent stock assessments (Schirripa 2002, Schirripa and Colbert 2005, Schirripa 2007). This source of information is discussed in further detail below. Future environmental conditions, changes in the timing, dynamics and productivity of the California current ecosystem have a very high potential to directly affect the sablefish stock through recruitment success. However, with no ability to accurately predict these conditions, climate change should be considered a significant source of uncertainty in all projections of stock status. Further (and unknown) effects on individual growth, life-history or stock distribution also increase un-modeled prediction uncertainty.

1.3 Historical and Current Fishery

Sablefish catches are recorded back to the beginning of the 20th century, primarily in California, but appreciable quantities were not landed until 1916-1919, and landings remained below 5,000 mt through 1969 (Table 1, Figure 1). An early peak around World War II, likely due to a relaxed degree of sorting (rather than a dramatic increase in fishing effort, mentioned indirectly in Washington grey literature) and was fueled by the demand for domestic sources of protein (Browning 1980). Sablefish landings during this period were primarily harvested by hook-and-line fisheries. The fishery increased dramatically during the 1970s, a combination of foreign vessels at first (Van Houten Lynde 1986, McDevitt 1987), then transitioning to a domestic fleet. This corresponds to the introduction of a pot fishery and then an increasing percentage of the catch from the trawl sector, with only minor increases in the hook-and-line sector until the mid-1980s. A very large catch by foreign vessels fishing pot gear in 1976 resulted in the largest single-year removal from the stock of over 24,000 mt. A cumulative total of over 220,000 mt of sablefish were landed between 1975 and 1990. A decline in domestic landings through the 1980s was likely due to a combination of reduced Asian market strength and increasing regulation of the fishery. Annual landings have remained below 10,000 mt in subsequent years.

Historical sablefish landings were reconstructed from a variety of sources, and are generally far more reliable than those for many other groundfish due to the consistent

identification of sablefish by species. Uncertainty in historical catches, primarily in the Washington fishery, stems from poor identification of where fishing occurred (coastal U.S. waters, Canadian waters, or Alaskan waters) relative to the subsequent port of landing. Revised reconstructions from California and Oregon (Karnowski et al. 2011, Ralston et al. Draft Tech. Memo.), as well as a more limited analysis performed by the author using all available Washington sources resulted in almost no change (Figure 2) from landings used in previous sablefish assessments (Schirripa 2007). The previously extrapolated period prior to 1930 was populated with actual landings estimates, applying only a small amount of extrapolation of very small landings during the period before 1920.

Because discarding is explicitly modeled in the stock assessment, total catches are estimated simultaneously with other model parameters and derived quantities of management interest. This can result in total mortality estimates that differ from those used by recent management and/or estimated using other methods. Due to a lack of data regarding changes in selectivity and retention during the historical period (prior to the current observer program, which began in 2002), total catch and discards for much of the time-series represent an important source of uncertainty in this stock assessment.

The fishery has been divided approximately 44% from hook-and-line, 14% from pot and 43% from trawl gear during the most recent decade. Since 2002, the trawl fishery has encountered a relatively continuous distribution of catches across deeper shelf and slope waters from Point Conception north to the U.S. Canadian border (Figure 3, Figure 4). The fixed gear fishery (including all sectors using pot and hook-and-line gear) has shown a somewhat more patchy distribution, focusing on areas with slightly higher catch-rates, and extending (albeit with lower total catch) through the waters south of Point Conception (Figure 5, Figure 6). The ex-vessel value of the sablefish fishery was estimated to be 35.8 million dollars in 2010 (http://pacfin.psmfc.org/).

1.4 Management History and Performance

From the early 1900s to the early 1980s, management of the sablefish fishery was the responsibility of the individual coastal states (California, Oregon, and Washington). Since the adoption of the Groundfish Fishery Management Plan by the Pacific Fishery Management Council (PFMC) in 1982, responsibility has rested with the federal government and the PFMC. From 1977 to the mid-1980s, commercial fishers from the United States took advantage of their newly protected fishing grounds (i.e., “Fishery Conservation and Management Act” was enacted in 1976, recently renamed to “Magnuson Stevens Fishery Conservation and Management Act”) to record high catches of sablefish to meet the demands of flourishing export (primarily Asian countries) and domestic markets.

The first coast-wide-established regulations on the sablefish fishery off the U.S. Pacific coast were implemented as trip limits in October 1982 and has been followed by a rich history of management via seasons, size-limits, trip-limits, and a complex permit system (See Appendix A for a comprehensive list of management actions). Beginning in 1983, trip limits were imposed on landings of sablefish less than 22 inches in length. Sablefish were first allocated between trawl and non-trawl fleets in 1987. Other important management milestones are identified in Table 2.

The fixed-gear sablefish fishery was managed a ‘derby’ fishery, characterized by increasing reductions in season lengths beginning in the late-1980s. In 1991, the fully open

season lasted seven weeks, from April 1 through May 23. In 1992, about 1,300 mt were landed under early season trip limits of up to 1,500 lb/day, and the fully open season lasted from May 12 through May 26. In 1993, there was only a 250 lb/day trip limit prior to the open season on May 12; the open season extended through June 1. In 1994, the fully open season lasted from May 15 through June 3. In 1995, the open season lasted one week, from August 3 to August 13. The open season spanned only six days in 1996, from September 1 to September 6. In 1997, 9 days (August 25 to September 3) were set aside for the open season, with a mop-up period from October 1-15. In the more recent period, the limited-entry fixed-gear fishery has been managed primarily through the use of tiered cumulative limits (allocated on the basis of historical landings) which can be landed throughout a 7-month season. The remaining open-access fishery and some limited-entry non-trawl vessels are allowed to make smaller landings that are subject to daily/weekly limits and 2-month cumulative caps.

Sablefish are harvested by the trawl fishery in association with a variety of other species which are distributed to domestic and foreign markets. The trawl fishery has been managed primarily through the use of 'trip' limits. These evolved from simple per-trip limits in the 1980s to cumulative periodic (monthly or bi-monthly) limits by the mid-1990s. In addition to sablefish-specific limits, there have been various limits on the overall landings of deep-water complex species (See Appendix A for more detail of specific management actions).

Coast-wide yield-targets have been divided among the different gears (hook-and-line, pot and trawl), fishery sectors (including both limited entry and open access) as well as north and south of 36° latitude. The overfishing level (OFL, formerly the ABC) for sablefish has ranged from 4,977 (2002) to 9,914 mt (2009) during the last decade (Table 3). Catch targets (ACLs, formerly OYs) have ranged from 4,596 (2002) to 8,423 mt (2009) over the same period. Landings are estimated to have been below the ACLs in all years. Total mortality (including discards that are not predicted to have survived) in the context of management limits and targets is discussed in section 3 below.

1.5 Fisheries in Canada and Alaska

Alaskan catches have historically been much larger than those on the U.S. west coast. have been as high as 17,720 mt in the last decade, but have declined steadily from 2004 to 2010, with 2010 catches of 11,268, the lowest since 1980 (Hanselman et al. 2010). Recent catches have been mainly comprised of a relatively strong 2000 year class. The spawning stock is estimated to have been increasing slowly from 2000 to 2010 but predicted to decline from 2011-2014.

In British Columbian waters, catches are estimated to have ranged from 2,354 to 3,614 mt from 2001-2004, with a steady decline since 1999. The 2003 catch was the lowest since 1967 (Haist et al. 2005). Vulnerable biomass is estimated to have decline steeply from the mid-1990s to 2000, with a relatively stable or slightly decreasing trend since then (Haist et al. 2005). A revised assessment has recently been completed, but is not yet available.

2. Assessment

The following sources of data were used in building this assessment:

1) Fishery independent data: including relative abundance indices, length and age data from the NWFSC shelf-slope bottom trawl survey (2003-2010), the NWFSC slope

bottom trawl survey (1998-2002), the AFSC slope bottom trawl survey (1997-2002) and the AFSC Triennial shelf bottom trawl survey (1980-2004).

2) Estimates of fecundity, maturity, length-weight relationships and ageing imprecision from various sources.
3) Informative priors on male and female natural mortality derived from other fish stocks.
4) Commercial landings estimates (1900-2010).
5) Commercial fishery biological data (age and length) from port sampling programs (1978-2010).
6) Commercial fishery biological data (length and mean weight) and discard rates from at-sea observer sampling programs (2002-2009).
7) Environmental indices of sea-surface height and zooplankton abundance.

Data availability by source and year is presented Figure 7. A description of each of the specific data sources is presented below.

2.1 Fishery-Independent Data

2.1.1 NWFSC Shelf-Slope Bottom Trawl Survey

The NWFSC shelf and slope trawl survey time series has maintained a consistent stratified random survey design over the period 2003-2010 and including depths from 55-1,280 m. Sablefish are captured in a very high proportion of survey hauls over most of the west coast shelf and slope depths (Figure 8, Table 4).

Indices of abundance were derived using a Generalized Linear Mixed Model (GLMM), including vessel-specific differences in catchability (via inclusion of random effects), following the methods of Helser et al. (2004). The Delta-GLMM approach explicitly models both the zero and non-zero catches and allows for skewness in the distribution of catch rates through the use of a gamma or lognormal error structure. For this and all other 2011 groundfish assessments GLMM-based indexes were generated for trawl surveys using the same basic method, but reprogrammed by John Wallace (personal com.) utilizing a package which uses OpenBUGS (http://www.openbugs.info/) (an offshoot of WinBUGS) running under the statistical programming language R. All GLMM models for the survey indices in this assessment were found to perform best when using gamma errors.

Stratification of the survey abundance index was performed via *a priori* inspection of trends in size across latitude and depth, an evaluation of the presence or absence of sablefish in certain depth- or latitudinal areas, the boundaries of survey design changes and the requirement of a sufficient number of positive tows in each strata x year combination for the estimation model to perform adequately. For sablefish, a rapid increase in average fish size was identified over the shallowest depths to roughly 183 m (Figure 9). Due to the very large number of positive tows in the deeper depths, it was possible to further divide the depths at 549 m and 900 m (Figure 9). Across latitude, the boundary at 34.5°N maintained the break in sampling density to the north and south as well as captured the lack of juvenile (age-0 and age-1) fish in the southern zone (Figure 10). Further stratification breaks at 40.5°N and 45°N were easily supported by the quantity of observations. The strata south of Point Conception, and shallower

than 183 m, was found to have no sablefish observations, except for a very few at the northern boundary. In order to avoid extrapolating biomass into this area, a shallow break at 34°N was used. This stratification resulted in 15 strata that could be applied to all of the trawl surveys (albeit by removing unsampled areas for historical AFSC surveys) and appeared to adequately capture the most dominant demographic trends in size and age.

The biomass index shows a relatively precise and strongly declining trend over the period 2003-2010 (Figure 11). This trend was found to be robust to alternate stratifications and to the analysis via GLMM or design-based estimators. A further comparison of design-based estimators, the GLMM results and the indices used in 2007 was performed for the It was not possible to make a direct comparison with indices used in 2007 for this survey, as that assessment separated slope and shelf depths due to the short time-series available at the time. However, the shallowest strata analyzed separately in 2007 also showed an even more pronounced decline in abundance (Figure 12; some of these fish, largely from the 1999 cohort, moved into the 'slope' strata used in that assessment, thus the more dramatic decline from 2003-2004).

Thirty-six bins from 20 to 90 cm were used to summarize the length frequency of the survey catches in each year, the first bin including all observations less than 20 cm and the last bin including all fish larger than 90 cm. These bins are populated with a large quantity of sampling: 328-455 tows and 3,686-5,770 fish per year (Table 4). Broadly, the aggregate length frequency distributions for the NWFSC survey from 2003-2010 show modes for age-0 fish (20-30 cm), age-1 fish (30-40 cm) and adults to ~80 cm (Figure 13). In the annual length distributions there is a very clear cohort at age-0 in 2008, age-1 in 2009 and age-2 in 2010 visible for both male and female sablefish (Figure 14).

Age-frequency data from the NWFSC survey was compiled as conditional age-at-length distributions by sex and year. Individual length- and age-observations can be thought of as entries in an age-length key (matrix), with age across the columns and length down the rows. The approach consists of tabulating the sums within rows as the standard length-frequency distribution and, instead of also tabulating the sums to the age margin, instead the distribution of ages in each row of the age-length key is treated as a separate observation, conditioned on the row (length) from which it came. This approach has several benefits for analysis above the standard use of marginal age compositions. First, age structures are generally collected as a subset of the fish that have been measured. If the ages are to be used to create an external age-length key to transform the lengths to ages, then the uncertainty due to sampling and missing data in the key are not included in the resulting age-compositions used in the stock assessment. If the marginal age compositions are used with the length compositions in the assessment, the information content on sex-ratio and year class strength is largely double-counted as the same fish are contributing to likelihood components that are assumed to be independent. Using conditional age-distributions for each length bin allows only the additional information provided by the limited age data (relative to the generally far more numerous length observations) to be captured, without creating a 'double-counting' of the data in the total likelihood. The second major benefit to using conditional age-composition observations is that in addition to being able to estimate the basic growth parameters (Lage-1, L age-20, K) inside the assessment model, the distribution of lengths at a given age, usually governed by two parameters -- the CV of length at some young age and the CV at a much older age -- are also quite reliably estimated. This information could only be derived from marginal age-composition observations where very strong and well-separated cohorts existed, that were quite accurately aged and measured; rare

conditions at best. By fully estimating the growth specifications within the stock assessment model, this major source of uncertainty is included in the assessment results.

Age distributions included 36 bins from age 0 to age 35, with the last bin including all fish of greater age. Approximately one-quarter as many fish were sampled and have been subsequently aged as were measured for length, but these fish were collected from a similar number of tows (Table 4). These distributions show the rapid growth trajectory over the first several years of life, as well as the larger abundance of males in the aggregate bin at age-35 (Figure 15). Dimorphic growth is also quite pronounced, with virtually all sablefish above 70 cm being female. It is often helpful for visual interpretation to compute the marginal age-compositions, and include these in the assessment model (with the likelihood contribution turned off, so they do not affect model fit in any way) for comparison of the 'implied' fit to the age margin of the age-length key. The marginal age compositions allow for easier visual tracking of strong cohorts (although this information is still imparted to the model using conditional age-at-length observations, it is harder to visualize) and offer a view of the data more familiar for those accustomed to diagnosing model fit based on marginal age-composition data. NWFSC shelf-slope survey age distributions also clearly show the pronounced 2008 cohort, as well as a recent population dominated by the 1999 and 2000 cohorts, but with an appreciable number of age-35+ individuals (Figure 16).

2.1.2 NWFSC Slope Bottom Trawl Survey

The same stratification as the NWFSC shelf-slope survey was used to analyze the NWFSC slope survey, conducted from 1998-2002. However, the southern and shallow strata were not sampled during this time-period and so were excluded from the analysis. There were fewer tows available for analysis, but a similar proportion positive and from which length samples were collected (Table 5). The fraction of tows with ages collected and subsequently analyzed was much lower.

The biomass index shows a relatively flat trajectory over the survey period (Figure 17). The design-based (or 'area-swept') biomass estimates are nearly identical to those produced from the GLMM, and also very close to those used in the 2007 assessment. What is evident from the series used in 2007 is that there was a large 'step' up in the estimates corresponding to the change in survey protocol from depth targeted stations to a fully randomized design.

The length-frequency distributions for the NWFSC slope survey show the 1999 cohort as age-1 and age-2, but did not observe them at age-0 (Figure 18); this is expected since generally the age-0 fish are present only over the shallower depths. The pattern of dimorphic growth is also visible in this series of length-frequency observations, as well as in the conditional age-at-length distributions (Figure 19). The marginal age distributions corroborate the strong 1999 year-class, and show some evidence for a 1995 cohort, as well as a protracted distribution of ages between 5 and 35 (Figure 20).

2.1.3 AFSC Slope Bottom Trawl Survey

The AFSC slope survey was conducted over depths from 183-1,280 m, north of 34.5°N from 1997-2001. Limited sampling in earlier years covered only relatively small (and inconsistent) portions of the coast and are therefore was insufficient to provide an index of abundance. The same stratification as the NWFSC slope survey was used to analyze the AFSC slope survey. This survey had a very high degree of both positive tows and biological sampling (Table 6). The AFSC slope biomass index also shows a relatively flat trajectory over the survey

period (Figure 21), albeit one with differing peaks from the NWFSC slope survey (Figure 22). Again, there is little difference among the design-based, 2007 and updated 2011 GLMM-based indices. Similar to the NWFSC slope survey biological data, the length-frequency distributions for the AFSC slope survey show a strong 1999 cohort as well as a few age-0 fish in 2000 and 2001 (Figure 23). The conditional age-at-length distributions are similar as well, with the exception of a seemingly anomalous number of males at the largest sizes, perhaps implying some error in the identification of sex for these fish (Figure 24).

2.1.4 AFSC Triennial Shelf Bottom Trawl Survey

The triennial shelf bottom trawl surveys conducted by the AFSC in 1980, 1983, 1986, 1989, 1992, 1995, 1998, 2001, and 2004 provide the longest time series of information regarding abundance of sablefish, especially younger fish occurring at the shallowest depths. Survey methods are described in a series of NOAA Tech. Memos (e.g., Weinberg et al. 2002). Sampling occurred over depths from 55 to 400 m (500m after 1992), and from 36.5°N (34.5°N after 1992) to the Canadian border. Lengths were collected for a large number of fish; however age-sampling was relatively sparse (Table 7).

In general, all of the surveys were conducted from mid-summer through early fall; however during the 2007 assessment cycle a marked shift in the timing of surveys was identified, with the surveys occurring much earlier in 1995 and after (Figure 25). To address this change in design, subsequent groundfish assessments have estimated catchability separately for the two portions of the time-series. Similarly, a retrospective analysis of catch rates for benthic material identified a large number of 'water-hauls' (Zimmermann et al. 2001, 2003) in the early years of the AFSC shelf survey, leading groundfish assessments to exclude these hauls in stock assessment analyses and to exclude the survey conducted in 1977 entirely.

The AFSC shelf survey biomass index design-based and GLMM based indices of abundance were very close (point actually obscuring one another; Figure 26). These points are lower (on an absolute scale) than those used in 2007 during the early portion of the survey, but show a very similar relative trend. During the later time-period, there is an increasing trend with both analysis methods, but this is somewhat less pronounced than in the series used for the 2007 assessment.

Sablefish were not reliably identified to sex during the 1983 and 1986 surveys, so the length-frequency observations were aggregated among males and females and show little clear information (Figure 27). Length frequencies for subsequent years are quite variable, and conspicuously missing any age-0 sablefish (Figure 28). Conditional age-at-length distributions show some of the largest female sablefish caught by any survey, but a very rapidly truncated age structure (Figure 29). The latter pattern is expected given the very limited depth range covered by the survey.

2.1.5 Other Fishery-Independent Data

Pot surveys were conducted by NMFS in 1979-1981, 1983, 1985, 1987, and 1989 in northern INPFC areas (U.S. Vancouver and Columbia) and in 1984, 1986, 1988, and 1991 in southern INPFC areas (Eureka, Monterey, and Conception). Catch information (number of fish/pot) and biological data were collected according to grade-specific categories: large fish (>68 cm); medium (62-67 cm); small (52-61 cm); and extra-small (<51 cm). Specific details concerning survey methods are described in Parks and Hughes (1981), Parks and Shaw (1983b, 1985, 1987, 1989), and Kimura and Balsiger (1985). Early sablefish stock assessments had little

choice but to use the geographically limited and variable pot surveys as indices of abundance. Over time, growing time-series of trawl survey indices, conflicting abundance trends and incomplete spatial coverage within the pot surveys has led to their exclusion from all recent stock assessments. These indices have not been revisited for this assessment, but future work could be done to re-evaluate the possibility that there is some useful information that can be captured from these data-sets through updated analysis or modeling methods.

2.1.6 Environmental indices

The correlation between sablefish recruitment strength and environmental conditions in the California current has been the topic of extensive research (Schirripa and Methot 2001, Schirripa and Colbert 2006, Schirripa et al. 2009). The relationship has been modeled both via a direct offset to the expected value for recruitment (Maunder and Watters 2003, Schirripa and Colbert 2005), and as an index of recruitment deviations (Schirripa 2007). The former method makes it difficult to determine the appropriate degree of recruitment variability for the deviations themselves, and also requires that the environmental series be treated as if it is known without error. The latter method allows for observation error in the environmental series, as well as for tuning of the uncertainty so that forecast uncertainty is consistent with the degree of correspondence observed within the time-series. Although it has received much attention in recent assessments and reviews, the link between recruitment strength and environmental conditions has generally been contentious, and ultimately has not greatly influenced model results or predictions (Schirripa 2007).

The topic of model-selection, robustness and validation for the sablefish recruitment-environment relationship has been a recurrent theme in STAR panels and with the SSC since its use in the stock assessment began in 2002. The 2007 SSC statement reflects this issue: "There was considerable discussion among the SSC, STAR Chair and STAT about the use of SSH [sea-surface height] in the assessment. The SSC concurs with the STAT and endorses the use of SSH in the current assessment but notes that much more work needs to be done toward evaluating the selection and validation of environmental signals in stock assessments as was recommended following the Groundfish Harvest Policy Evaluation Workshop in December, 2006." Previous validation the environmental index utilized three basic methods: a bootstrap of the observed data, a jackknife of each data point and the sequential removal of recent values (Schirripa and Colbert 2006, Schirripa 2007). One aspect of model validation that is difficult to quantify is the *a priori* vs. *post-hoc* nature of the final selected covariate(s). The concern here was that if a large number of covariates are evaluated, then a small number of seemingly large, but entirely random, correlations would be expected. To explore this issue, it is necessary to determine exactly how many potential covariates were evaluated during the original variable selection process, ultimately leading to the covariate included in recent stock assessment. The covariate used in recent assessments has been an annual series of average sea surface heights over the spring months.

From publications, stock assessments, and other documents, a number of covariates at several temporal and regional aggregations appear to have been tested, resulting in a total of almost 900 unique possible combinations. However, not all of these series are independent, in fact, SSH appears to have been selected, in part, as a replacement for the copepod index on the basis of the correlation between the two and the more complete time series of the former. Therefore, assuming this total does include all covariates considered, the effective number of independent covariates that was explored (n) must be at least slightly less than 897, and perhaps

far less, if all variables were highly collinear. Given this set of covariates explored, there are two logical validation questions to evaluate: 1) How many randomly distributed variables would one have to evaluate to achieve the observed correlation (R2=0.343) from 1974-2000 (27 years) between sablefish recruitment deviations (from the 2007 stock assessment, re-estimated without the environmental data included) and the SSH index? 2) At what number of covariates evaluated does the initial sablefish recruitment-environmental correlation become non-significant?

To test these questions, *n* random covariates of length 27 years were generated, then the covariate with the highest R^2 was selected and the value saved. This was repeated N times (in this case 10,000 was more than sufficient to create a smooth distribution with no appreciable Monte-Carlo error) to create a distribution of random R^2 values. The location of the observed value relative to the random distribution of simulated coefficients of determination can then be interpreted probabilistically. The results indicated that for small numbers of candidate covariates there is little chance of selecting a randomly generated time-series with the observed R^2. The relationship between number of candidate covariates considered and the probability of obtaining a 'best' R^2 value more extreme than the random distribution was linear, and indicated that, for the number of variables considered, a significant relationship was almost guaranteed. This relationship suggests that future studies expecting correlations of a similar magnitude and with similar length time-series should restrict variable selection to less than roughly 50 covariates to avoid invalidating the variable selection process before it has begun. This general result has likely been at the root of both STAR and SSC concern in recent sablefish assessments.

However, the sablefish recruitment-environment correlation was first explored during the 2001 stock assessment and later refined during 2002. Currently, the most recent (2007) assessment provides an additional eight recruitment estimates that post-date the original variable selection (1972-1973, subsequently added to the assessment, and 2001-2006). This represents a 30% increase in the total sample size. Including these additional recruitment estimates, the observed correlation between SSH and sablefish recruitment increases slightly (R2=0.371) relative to the original. This observation raises the further question: If the original series had been selected spuriously, what is the probability of obtaining the observed correlation for extended the time-series given each additional year with a recruitment estimate?

This question was addressed by generating *N* random time-series of length 27 years with R^2equal to the observed value (given a suitably low tolerance, in this case +/- 0.01), adding an additional eight years of data (2 before the series and 6 after), and then calculating the distribution of the *N* resulting R^2 values. This is quite analogous to the experiment conducted by Schirripa and Colbert (2006), in which the recruitment values for 2001-2003 were predicted and the change in model coefficients was evaluated as recent years with recruitment estimates were removed from the analysis although it focuses on the R^2 values rather than the regression coefficients. One would expect most of the probability density to reflect a reduction in R^2 as any random time-series is extended, but given unequal leverage of each point the exact rate of this decay is unknown. The results of this exercise indicated that it is highly unlikely that a spurious correlation would be maintained for very long, hence the common observation that many purported recruitment-environment relationships break-down within several years of their initial 'discovery'. After the first year is added (2001; recent years were added first), the observed correlation was only marginally significant. However, when all eight years of additional recruitment are added to the relationship based on random time-series, there was little chance of the observed correlation remaining as high as the observed value (p-value < 0.02). The relationship between the number of years added and the subsequent p-value of the observed R^2

value (itself variable over time) is not linear, but suggests that similarly dimensioned time-series with correlations that hold up for five years or more are quite unlikely to be spurious.

In planning for the 2011 stock assessment, this work supported the conclusion that the relationship between sablefish recruitment and SSH was probably not identified by chance alone (although it could have been initially, given the large number of candidates tested). The apparent robustness to additional recruitment estimates from subsequent years further supports the hypothesis that the observed correlation is real. However, the relatively small number of years over which the correlation has continued, beyond what is predicted at random, should be noted.

The time series of SSH was extended to 2010 (M. Schirripa, personal communication, 2011), converted to a standard normal then scaled such that the SD matched the σ_r used for recruitment deviations (see below). As an extension of earlier analyses, and to capitalize on the current method of integrating these data into the assessment, the standard deviation of each year's SSH index was computed from the variability among the three months used to calculate the index. This way, more variable years would have less influence on model fit and vice-versa. This updated series was subsequently evaluated via sensitivity testing (see section below).

A new index of relative zooplankton abundance in the California current was also made available for the 2011 stock assessment (B. Black, OSU and W. Peterson, NOAA, personal communication 2011). A similar metric of zooplankton abundance was previously evaluated in the sablefish assessment and included in several model configurations (Schirripa 2007). This series represented the output of a principal component analysis for summer (June-August) zooplankton abundance, and again transformed, with observation uncertainty reflected via the month-to-month SD in the results.

The two environmental variables produced similar patterns in the resulting indices (Figure 30). Both capture the general patterns in recent recruitment (1999 and 2008 are above average). There are at least two aspects of the use of these series that are left to be fully reconciled: 1) The assumption must be made that the period over which both recruitment deviations and the indices are compared is centered on the S-R curve, which will be reasonable for very long time-series, but subject to small sample size issues for shorter ones; 2) The spatial and temporal scale over which the indices are calculated is relatively small compared with the distribution of the sablefish stock. The influence of each environmental series on the stock assessment results is explored via sensitivity testing reported below.

2.2 Biological Data

A number of biological parameters were estimated outside the assessment model. These values are treated as fixed, and therefore uncertainty reported for the stock assessment results does not include any uncertainty associated with these quantities (however some were investigated via sensitivity testing). Input values for such parameters are provided in Table 8, and the methods are described below.

2.2.1 Weight-Length Relationship

The weight-length relationship used for this assessment is based on data from 31,460 fish sampled in California, Oregon and Washington between 1978 and 2010. Male and female curves were fit separately using a normal error assumption for the log-linear relationship $W = aL^b$. Parameter estimates derived from this analysis (Table 8) are consistent with other published studies (and the values used in previous sablefish assessments). Estimated parameters fit the data well, and indicate little difference in the weight of female vs. male sablefish (Figure 31).

2.2.2 Maturity Schedule

Sablefish studies across Alaska, Canada, and the U.S. west coast (i.e. Washington, Oregon, and California) provide numerous parameter estimates for logistic model for maturity as a function of length where the probability that individual *i* is mature; L_i is the length of individual *i*; $L_{50\%}$ is the length at 50% maturity, and β is a rate parameter. Most studies report estimates of $L_{50\%}$ while fewer report estimates of β. In general, $L_{50\%}$ is greater for sablefish in Alaska and Canada than for those off the U.S. west coast (Parks and Shaw 1983b, McFarlane and Beamish 1990). $L_{50\%}$ is also estimated to be smaller for sablefish in deeper waters (Fujiwara and Hankin 1988) and for older individuals (Methot 1995); these latter effects are linked due to the likely ontogenetic movement of mature individuals offshore. Additionally, stressed individuals (such as those with tags) appear to have higher $L_{50\%}$ (McFarlane and Beamish 1990). In general, even similar studies estimating $L_{50\%}$ for female sablefish off the U.S. west coast demonstrate considerable variability in $L_{50\%}$ estimates among studies (Parks and Shaw 1987, 1988), between areas within a given year and sampling design (Parks and Shaw 1983b), and between years within a given area and sampling design (McFarlane and Beamish 1990). This variability could represent sampling error, variability in the biological processes influencing maturity, or both. In aggregate, variability among different areas, years, and studies appears to represent a range of 2-4 cm between lower and upper estimates of $L_{50\%}$.

Estimates of $L_{50\%}$ for female sablefish off the U.S. west coast range from approximately 56 cm (Parks and Shaw 1983a, Fujiwara and Hankin 1988, Methot 1995) to 60 cm (Hunter et al. 1989). We use an intermediate value of $L_{50\%}$ = 58 cm (Table 8). Given sparse reporting for estimates of β, we use the value β = 0.13 from Fujiwara and Hankin (1988). The composite maturity schedule suggests a slightly more protracted size range over which sablefish mature than has been estimated in recent assessments (Figure 32). Sensitivity analysis of the model results to the maturity schedule is reported below.

2.2.3 Fecundity

Available data suggests that sablefish are determinate spawners (i.e. total advanced oocytes at the beginning of the spawning season is equivalent to total annual spawning output) and spawn 3-4 times per year (Hunter et al. 1989, Macewicz and Hunter 1994). The total number of oocytes at the beginning of the spawning season appears to be linearly proportional to weight (Hunter et al. 1989), implying that spawning output for a mature female is also proportional to weight. This assumption has been used in previous sablefish stock assessments and is retained here (Table 8) in the absence of new information. However, there is no data to assess the likelihood of skip-spawning behaviors, environmental effects or other factors that could cause fecundity to vary nonlinearly with weight.

2.2.4 Natural Mortality

Since 1992, a fixed value for natural mortality, equal for males and females, of 0.07 has been assumed in all stock assessments (Schirripa 2007). Improvements in our understanding of the importance of natural morality estimates on stock assessment model uncertainty, and the growing number of assessments identifying differences in mortality among male and female groundfish, make this fixed value approach undesirable. Sablefish have been aged at over 100 years, but the recent survey and commercial catch has been largely dominated by much younger individuals. Prior probability distributions for males and females were developed based on a

hybrid method including both Hoenig's (1983) method using maximum observed age, and Pauly's (1980) meta-analysis of natural mortality for a wide range of fish species. The method calculates prediction intervals based on the two methods, using input information including the maximum observed age, average temperature, and growth parameters (O. Hamel, NWFSC, personal communication). Results for this analysis were relatively insensitive to the choice of specific input parameters and generally quite uncertain: ln(M) = -2.1791, SD = 0.3384 for females and ln(M) = -2.0565, SD = 0.3375 for males (Figure 33). Both priors resulted in a substantial probability density over the range 0.06->0.2. This is somewhat higher than might be expected, largely because sablefish grow very rapidly relative to most other long-lived fish, especially males.

Sensitivity of the assessment results to the use of these priors is reported below.

2.2.6 Ageing Bias and Imprecision

Observed sablefish ages are derived from visually counting the rings on otoliths after they have been 'broken-and-burned'. Because they are long-lived, these counts can be large, and the repeatability of individual age estimates is imperfect, especially for older fish. The observed age can therefore differ (sometimes substantially) from the true age of a fish (called "reading error"). Aging error can be decomposed into the difference between true age and average-read age ("bias") and variability around that average read age ("precision"). The bias and precision for aging methods or labs for west coast groundfish is generally estimated as a hierarchical model using readily available software (Punt et al. 2008) and data consisting of comparisons among and within methods or labs ('cross-reads' or 'double-reads').

We compiled a database of all available age comparisons for sablefish, which included 6,959 reads for 2,619 unique otoliths, with a large number of reasonably old (> 40 years) fish in the sample (Figure 34). Data included 15 individuals with known ages (i.e., no bias and perfect precision) obtained from tag-recapture studies in Alaska. Other reads were obtained from thirteen readers in four laboratories (NWFSC: seven readers; AFSC: two readers; ADFG: two readers; DFO: two readers), and we assumed that reading errors for all readers within a laboratory had identical precision and bias.

Initial inspection of the data revealed that NWFSC ages were quite biased (low) relative to the small sample of tagged fish, which appeared to be aged much more accurately by the AFSC (Figure 35). We then analyzed these data using the ageing-error model from Punt et al. (2008), which estimates (1) the true proportion-at-age in the sample, and (2) the bias and precision for each of four laboratories that were assumed to have ageing error. This model treats the "true" age for each otolith as a random effect, and estimates the marginal likelihood of all other fixed effects while integrating across these random effects. We used stepwise (i.e. forward and backward) model selection to select among all combinations of three precision models (i.e. linear and a Hollings-form for either standard deviation or coefficient of variation for precision) and two bias models (i.e. linear or Hollings-form) for each laboratory, as well as the maximum age for which a proportion-at-age parameter was estimated (possibly ranging from 2 yr. to 80 yr.). Model comparisons were conducted using the Akaike Information Criterion (AIC) which is often used for selection of fixed effects in maximum likelihood models with random effects. Stepwise model selection identified a model with Hollings-form bias and Hollings-form standard deviation of precision for each laboratory. Biases were very large and negative (i.e. reads were lower than the true age) and the standard deviation was increasing with true age for all laboratories (Figure 36).

A substantial amount of preliminary modeling was performed using the estimates that ages were both highly imprecise and very biased. This modeling revealed that the degree of bias estimated from initial ageing error analyses was incompatible with observed cohorts moving through the population and produced poor residual patterns and unrealistically low estimates of natural mortality. Based on these findings the information used to estimate ageing error properties was re-evaluated.

Of particular interest was whether the tagged fish, which originated in Alaska, showed similar patterns to fish from the west coast, where the NWFSC age-readers would presumably be more comfortable with patterns observed on the otoliths. A comparison of a much larger sample (also containing much older fish) of otoliths collected during trawl survey operations revealed that there was likely a much greater consistency among labs for west coast fish (Figure 37). It was concluded that the 'perfect' ages derived from the tagging experiment were not broadly representative of the aging methods for the fishery and survey samples available, and that the initial analysis of bias was heavily influenced by these few fish.

In contrast to the ageing imprecision applied in the 2007 assessment, double-reads from the NWFSC did produce an estimate of imprecision suggesting that by age 50 observed ages can easily differ from true ages by as much as 10-12 years (Figure 38). This result is quite consistent with the comments made by age-reading staff indicating that sablefish can be quite difficult to age consistently. Because of the uncertainty in the ageing process and the lack of a true age validation study for west coast sablefish, several alternate treatments of ageing bias and impression are evaluated via sensitivity testing. Investigation of new and/or improved aging methods and related studies are also identified as important recommendations for future research.

2.3 Fishery-Dependent Data

2.3.1 Historical Commercial landings

The historical commercial catch reconstruction used for this assessment represents a complete reconstruction from basic sources for California, Oregon and Washington, based on newly available information since the 2007 assessment. The results of this effort, by modeled fishing fleet, are provided in Table 1 and Figure 1. The general sources and methods used for this reconstruction are summarized by state below.

For the state of California, commercial landings for the period 1916-1968 relied on estimates from the recent reconstruction efforts by SWFSC and California DFG scientists (Ralston et al. Draft Tech. Memo.). This effort utilized newly available spatial information regarding groundfish landings back to 1931. This method is probably quite reliable for sablefish, since it was identified as a separate market category. Prior to 1931 landings estimates were available from published California Department of Fish and Game Bulletins back to 1916. Fisheries statistics of the U.S., published by the U.S. Fish Commission, extended the series back to 1908. Catch from 1908 was estimated to be less than 16 mt and this was extrapolated linearly to zero in 1900. The cumulative catch during this period was relatively small, and although there is uncertainty in apportionment to gear type (it was split between hook-and-line and trawl based on the earliest ratio recorded), it is unimportant to the results of this assessment. The most recent historical catches (from 1981 to 2010) were extracted from PacFIN in June 2011.

For the state of Oregon, there was also a newly available and comprehensive reconstruction of historical catches that extended back to 1927 (Karnowski et al. 2011). Low et al. (1976) provided total landings from 1915-1926. Prior to 1915 no statistics were available, so a linear extrapolation from the 10 mt estimate for 1916 to 0 mt in 1900 was applied. Again for

Oregon the periods with substantial uncertainty in landings had trivial landings levels. Oregon catches from 1987 (the last year of the reconstruction) to 2010 were also re-summarized from PacFIN in June 2011.

For the state of Washington there was no comprehensive historical reconstruction that could be used directly for this assessment, although efforts are underway there, too. The main concern with catches landed in Washington lies in determining the location of fishing: the U.S. west coast, Canada, Alaska or Puget Sound. A number of unpublished summary tables were made available to the author by Washington Department of Fish and Wildlife (WDFW) scientists (G. Lippert and D. Bacon; personal communication). These tables, summaries and bulletins included various portions of the time-series that were reported by gear type, catch location and port of landing. Very little sablefish was historically caught in Puget Sound waters (unlike many of the flatfish), so this was a very minor issue for the sablefish reconstruction. Working backward in through the record the following sources and methods were utilized: PacFIN catches were downloaded in June 2011 covering the period 1981-2010; WDFW maintains a fisheries statistics program that includes sablefish landings from state waters, by gear type during the period 1970-1980, these were provided directly (T. Tsou; personal communication). The above-mentioned summary tables, aggregate fish-ticket records and season summaries were sufficient to reconstruct the landings and apportion out Canadian and Alaskan catches from 1926-1969, with a few gaps pieced in via the Pacific Coast Fisheries Bulletin, or the Washington Department of Fisheries annual reports. Low et al. (1976) was again used for the period 1915-1925. Prior to 1916 there were negligible trawl catches (pot gear being absent prior to 1970). Hook-and-line catches from 1900-1914 were interpolated from sparse records available in Sette and Fiedler (1928); however the largest landings in this period were estimated to be less than 400 mt.

There are ongoing efforts to key-punch a large quantity of historical fish ticket data for the state of Washington. These records will provide a trip-by-trip record of where fish were landed, species composition information for market categories and a much more reliable historical record. Future sablefish assessments will likely benefit from this work, when it becomes available.

The net result is that the historical catch reconstruction for sablefish in this assessment is nearly identical to that used in previous sablefish stock assessments (Figure 2), corroborating the observation that sablefish landings are relatively well-documented, when compared to rockfish or flatfish that were commonly landed in aggregate market categories.

2.3.2 Foreign Catches

Foreign catches are included in the landings estimates for commercial fleets by state (Table 1), and were very large in the late 1970s. The values reconstructed for this assessment appear to be identical to those used in 2007, and were based on the records in the HAL database (Van Houten Lynde 1986).

2.3.3 Fishery Catch-Per-Unit-Effort

Trawl fishery logbook data have been collected by the states of California (CDFG), Oregon (ODFW), and Washington (WDFW) since the 1970s. These records provide tow-by-tow information regarding groundfish species including sablefish. The 1997 sablefish assessment (Crone et al. 1997) considered the use of a time series of standardized catch per unit effort (CPUE) based on general linear model (GLM) analyses described in Brodziak (1997). That effort filtered the raw tow data for a ‘deep-water’ catch strategy (DTS, or Dover, thornyheads,

and sablefish; Brodziak 1997; Crone et al. 1997). Variable trends, patterns were observed, and these were speculatively linked to management changes. Given the varied management history, inherent uncertainties associated with the use of fishery-dependent CPUE, and conflicting trends identified in earlier analyses, a commercial CPUE series has not been included in any recent sablefish stock assessments. The topic has not been revisited for this 2011 assessment; however it could be potentially re-evaluated for future assessments.

Another potential source of fishery-dependent information is the bycatch of sablefish in the mid-water whiting fishery. Bycatch of sablefish has been documented for this fishery (Sampson et al. 1997), and anecdotal reports indicate that it encounters many small fish in years of above average recruitment. A preliminary investigation revealed that the length-frequencies from this source do indeed show small fish associated with the 1999 and 2008 cohorts; however beyond general corroboration of modeled patterns it seems unlikely that a reliable quantitative index of recruitment strength could be developed.

2.3.4 Fishery Biological Data

Considerable variability in the analysis and weighting of commercial biological data has been present over historical sablefish stock assessments. In recent years, biological sampling was summarized in an independent database, populated directly from state records. For 2011, all three states made a concerted effort to upload all biological data to the Pacific Fisheries Information Network's (PacFIN) Biological Data System (BDS), making it possible to extract these data in a single format, with well-documented fields and standardized lists of codes describing each field. This effort made analysis much more straightforward and more consistent with analyses of other groundfish than has previously been the case.

The complicating factor for sablefish is the fact that many landings are sorted into size-grades while at sea and therefore require information about the magnitude of catch within each size-grade in order to appropriately weight the biological information to reflect the total, unsorted, landed catch. Broadly, the weighting of commercial biological samples was conducted via the following method:

1) Expand the number of lengths (or ages) from the subsample consisting of one or more baskets of fish to the estimated total catch in that market category (or trip for ungraded samples). This step accounts for differences in the fraction of each landing (or market category) that was actually sampled and is important during periods where there are some differences in the number of baskets or fish that comprise a 'sample'.
2) Sum the expanded values within gear and state combinations. Large landings account for more weight in the sum, better reflecting the total catch.
3) Normalize the compositions and then aggregate again across states based on the total landed catch in each state. This step ensures that if one state samples landings very heavily, but is responsible for only a small fraction of the total landings it will not be weighted too heavily (as would be the case for an unweighted analysis) in the final length- or age-compositions

State recorded values for sample weights and category landings estimates were utilized for step 1 above. Where one or both of these was unavailable, sample weights were derived from the length-weight relationship, and median category landings estimates from similar landings were substituted. For step three, reconstructed landings by state and gear were used to weight the normalized proportions at length or age. This method was intended to match that used in nearly all west coast groundfish stock assessment analyses and produced biological summaries that

were quite consistent with those used in previous sablefish assessments. Although the method was somewhat simplified for the 2007 assessment, it appeared to have also produced very similar results to older (2005 and earlier) analyses and to the current assessment. The biggest change between the 2007 and 2011 assessments was the identification of a large number of samples that had previously not been included in the length-frequency distributions because the sablefish were not identified to sex. This pattern continued through 2010, and rather than exclude these samples, the fishery length-frequency distributions were computed as aggregate distributions without regard to sex. Age-compositions were, however, calculated for both sexes in order to avoid losing all sex-ratio information from fishery sources. This compromise allowed a longer time series of length data (back to 1978; Table 9) relative to the earliest data used in 2007 (from 1986). As has been the case in previous assessment analyses most of the sablefish lengths were observed from whole fish, but some were extrapolated via a dorsal-to-fork length conversion applied by the individual states. A summary of the number of trips contributing to the fishery biological data is provided in Table 9. Generally far more trips (and fish) have been sampled for length than for age, and the number of samples is relatively small when compared to the sampling of other groundfish species.

Aggregate length-frequency distributions show the broadest size spectrum captured by the hook-and-line fishery, the largest individuals observed in the pot fishery and the smallest sablefish landed by the trawl fishery (Figure 39). Annual distributions show a relatively stable size distribution for the hook-and-line fishery with some evidence of a bimodal distribution in many years (Figure 40). The pot fishery shows a much larger average size of fish retained, with almost no small sablefish below roughly 45 cm during any part of the time-series; an increase in the average size of fish is also prominent between the late 1990s and roughly 2004 (Figure 41). For the trawl fishery, the early years are quite variable due to small sample-sizes, but an increase in the average size of sablefish landed is visible between the early 1990s and the end of the 20th century (Figure 42). The trawl fishery appears to routinely land a much larger fraction of fish less than 40 cm, giving a very slight indication of the 1999 cohort in 2000 and 2001, and perhaps a 1991 cohort in 1992. The presence of sablefish in the 40 cm range in 2010 is consistent with a prominent 2008 year-class.

Length-frequency distributions from sablefish that were discarded at sea were available from the West Coast Groundfish Observer Program (WCGOP) for the period 2002-2010. These samples were analyzed using a weighting method consistent with that applied to port samples described above. In aggregate, these samples reflect the sorting out of smaller fish from the retained catch, with all gears discarding sablefish at age-1 and above and several observations of age-0 fish in the trawl and pot gears (Figure 43). Annual distributions from all three gear types are highly variable due to limited sample sizes and probably only informative about the general size ranges that are discarded (Figure 44, Figure 45, and Figure 46). It is important to note that all three gears do discard some sablefish 50-60+ cm in length. Since these fish are large enough to be valuable (and at least as large as the average retained sablefish) this implies that size-based sorting is not the only reason for discarding and that no age or size is likely to be completely retained under all conditions.

Unlike the trawl surveys, marginal age compositions were derived for the commercial fishery fleets using the same weighting methods as the length-frequency distributions. Because the fishery often operates over a more protracted season than the surveys (making age-at-length less stationary during a single year) and in order to speed the computation time of model runs, the marginal fishery-age distributions are fit directly in the objective function. In aggregate,

generally more females are observed in the age compositions from the three fleets than males; however the male distributions contain relatively more of the oldest sablefish (Figure 47). The annual fishery age distributions provide a reasonably clear picture of several prominent cohorts identified in other data sets, despite the lack of very young fish. A 1991 cohort can be seen in the mid-1990s in the hook-and-line age compositions for both sexes, as well as a 1994 or 1995 cohort, the 1999 and 2000 cohorts and a reasonably large number of two year olds in 2010 consistent with the 2008 year class (Figure 48). The pot fishery also shows these cohorts (Figure 49), along with more inter-annual variability, potentially attributable to spatial and depths changes in where the fishery was concentrated during different periods of time (anecdotally, the fishery operated in relatively deep water during the late 1980s when the oldest fish were observed). Because it tends to retain the smallest sablefish, tracking cohorts in the age data for the trawl fishery provides the clearest window on the above-average year-classes common to all series (Figure 50).

Also available from the WCGOP program were mean body weight observations from the discarded catch, 2002-2009. These were available for some hauls where length data were not collected, as they were calculated via the sample weight divided by the count of fish in that haul. Hook-and-line annual values ranged from 1.71-2.96 kg, implying somewhat larger sablefish than observed in the length frequencies. The observed mean weights for the pot fishery also had a similar range (1.65-2.51 kg). The smallest average fish weights were recorded for the trawl fishery discards, ranging from 0.58-1.32 kg. The time-series' of values for each fleet are plotted along with predicted values in the results section below.

2.3.5 Discard Ratio Estimates

The WCGOP provided estimates of the discard ratio by gear type (pot, hook-and-line or trawl) and fishery (e.g., open access, limited entry). These ratios were computed as the total estimated discarded pounds on observed trips divided by the estimated total catch (discarded and retained). To aggregate these ratios into the fleets modeled in this assessment, each state, fishery and gear combination was catch-weighted by the total estimated catch (discarded and retained). Thus, the discard rates used for each fleet represent the weighted estimates from each contributing segment within that fleet. Uncertainty in these values was quantified via bootstrapping the individual observations and then aggregating to the total estimate, providing a distribution of the discard rate. From this distribution a SE was provided. These data were available for the period 2002-2009. The data for 2010 was not available, except for a limited amount of sampling performed prior to May 2010, which was not included due to the reduced likelihood that a short spring period would be generally representative of the entire fishery year.

Discard rates for the trawl fleet were computed for previous sablefish stock assessments from two additional sources the "Pikitch study" conducted from 1985-1987 (Pikitch et al. 1988) and the Enhanced Data Collection Program (EDCP; Sampson 2002) conducted from 1996-2000. These estimates were used by Schirripa (2007), and were not re-analyzed for this assessment. However, instead of applying the average value observed for the entire study to each year, the average was applied only to a single year in the middle of the sampled period.

Discard rates have ranged from 9.8-24.1% for the hook-and-line fishery over the period 2002-2009. For the pot fishery, the range has been 13.4-26.4%. The early estimates of discard rates for the trawl fishery from the 1980s averaged 23.5% (assigned to 1986 in this assessment) and from the late 1990s the estimate was 40% (assigned to 1997). More recent trawl estimates

have ranged from 5.4% in 2008 to 57.7% in 2002. These estimates are also plotted with predicted values below.

2.3.5 Discard Mortality Estimates

Discard mortality rates have been the subject of numerous research studies and analyses supporting historical sablefish stock assessments. What is currently understood is that sablefish, lacking a swim-bladder (and therefore the propensity for severe barotrauma), have a very good chance of survival after capture depending on the specific conditions that they experience during the process. Generally warmer water results in higher mortality, as the physiological stress of transitioning from very cold bottom temperatures to warmer surface water and air temperatures can be great (Davis et al. 2001). Further, some gears, such as pot and hook-and-line gear are less physically damaging to sablefish than, for example, spending an extended period of hours in a trawl cod-end with a large catch volume. Treatment and handing of captured fish, including time-on-deck is also quite likely to be important for subsequent survival.

Analysis of discard mortality has been hampered by the lack of available temperature information. Substantial efforts as part of the 2005 assessment resulted in a detailed model-based approach that used seasonal average water temperatures to predict variable annual discard mortality rates over the historical time-series, corrected for estimated differences among gear types (Schirripa and Colbert 2005). Ultimately the approach was discarded as too complex to be supported by the available observed data with which to assign temperature, and other variables to individual fishing trips.

This topic was not investigated further from the 2011 stock assessment; however the values applied were corrected to be consistent with those used by the Pacific Fishery Management Council's Groundfish Management Team (GMT) in predicting in-season total mortality and for NOAA's annual calculation of total mortality for comparison with harvest regulations. These values are: 20% discard mortality for sablefish captured with hook-and-line and pot gear and 50% discard mortality for sablefish captured with trawls.

2.4 History of Modeling Approaches

2.4.1 Previous Assessments

Stock assessments of sablefish began in 1984 and have been conducted frequently since then (Francis 1984, 1985, McDevitt 1987, Methot and Hightower 1988, 1989, 1990, Methot 1992, 1994, Crone et al. 1997, Schirripa and Methot 2001, Schirripa 2002, Schirripa and Colbert 2005, Schirripa 2007).

Francis (1984) examined of catch-per-unit-effort (CPUE) data generated from the pot survey conducted by NMFS from 1979 to 1983. The 1985 assessment utilized an age-structured simulation model that estimated natural mortality, average weight-at-age, recruitment, and relative age-specific catchability. Simulation analysis was used to examine the maximum sustainable yield for the stock. The model relied on research survey data, trawl and pot surveys and parameter estimates generated from independent research studies. The 1987 sablefish assessment extended existing survey time-series and primarily consisted of a modified yield-per-recruit focusing on the minimum size limit (22 in) that had been in place since 1983.

In 1988 (Methot and Hightower), the first separable catch-at-age analysis used an early version of the Stock Synthesis modeling framework that has been applied in all subsequent assessments. There were two fleets in the 1988 model, trawl and fixed gear, and just two years

of biological data from the fishery. Trawl and pot surveys provided indices of abundance, and estimates of exploitation rate were based on tag recapture information generated from a tagging study that began in 1971. The 1989 sablefish stock assessment followed similar approach (Methot and Hightower 1989); revisions in the age determination criteria for sablefish caused an increase in the observed proportion of old fish and a decrease in the estimate of natural mortality from 0.15 to 0.09. The 1990 sablefish assessment (Methot and Hightower 1990) explicitly modeled stock structure with a northern population (U.S. Vancouver and Columbia INPFC areas) and a southern population (Eureka, Monterey, and Conception INPFC areas). This change was motivated by differences in growth rates among the areas as well as the perception that migration rates were low. It also allowed for slope survey data from only the northern area to be more readily compared with model results.

In the 1992 sablefish assessment (Methot 1992) reverted to a single stock area. However, the Conception INPFC area was not included in the analysis. The 1992 assessment utilized slope trawl survey data explicitly, extrapolating the estimates to the entire assessment area (Monterey through U.S. Vancouver INPFC areas). Exploration of the trade-off in fitting the slope trawl survey biomass and the trend from the pot survey was a focus. Analysis of depth stratified age- and length-composition data suggested that the movement of sablefish into deep water was more closely related to their age than size. The 1994 sablefish assessment was similar to the 1992 analysis. The slope trawl survey was used as absolute measures of biomass after extrapolation to the coast-wide level. The 1997 assessment added catch-per-unit-effort (CPUE) generated from along with existing survey indices. No single model was found that fit all indices well. The assessment in 1998 again focused on the inclusion and exclusion of the pot survey index and the commercial logbook CPUE as an index.

The 2001 assessment (Schirripa and Methot 2001) focused on evaluating the sensitivity of the results to treatment of the survey data and trade-offs among pot survey and logbook indices of abundance. This assessment was the first to introduce the possibility that sablefish recruitment may be linked to environmental factors. The 2002 assessment (Schirripa 2002) was an update to the 2001 analysis, and therefore focused mainly on newly available data from existing sources. It was the first to detect the relatively strong incoming cohorts from 1999 and 2000 present in the 2001 data following ten years of below average recruitment. A significant relationship between recruitment and sea surface height was identified.

In 2005 (Schirripa and Colbert 2005) several important changes were made to the sablefish assessment. Landings (and the modeled time-period) were extended back to the year 1900. Trawl surveys were allowed to have separate selectivity curves and slope survey years of limited geographic coverage were removed from the model. Discard data from the relatively new observer program was included and discard mortality investigated (as described above). Sea surface height was used as an explicit offset to expected recruitment.

The 2007 assessment extended available data series, and adjusted the treatment of the environmental index of recruitment to be an index, and therefore subject to observation error, rather than an offset to recruitment. That assessment made the explicit assumption the catchability for the NWFSC trawl survey (which was, at the time extended from 1998-2006 by separating and modeling separately the shelf depths) was equal to a value of 0.56. Uncertainty was investigated and reported primarily through alternate values for catchability. Further details of this stock assessment model are described below where changes for 2011 have been itemized.

In aggregate these assessments have largely drawn the same conclusions regarding historical trends: that the sablefish resource declined rapidly due to low recruitment and high

fishing intensity during 1970s and 1980s (Figure 51). There is a considerable amount of retrospective uncertainty regarding the absolute scale of the sablefish population, and there has also been a general pattern of each subsequent assessment tending to be slightly more optimistic than those before.

2.4.2 Pre-Assessment Workshops, GAP, GMT and industry input

There was a 'pre-assessment' workshop held on April 5, 2011 in Newport, Oregon. A second shorter workshop was held during the April Council meeting in San Mateo, California on April 11, 2011. Both workshops provided an opportunity for interested parties to hear a summary of available data sources, preliminary progress on data analysis and modeling, as well as to discuss proposed approaches and solutions to issues from previous reviews. The healthy discussions at these meetings, which greatly improved the author's understanding of the current relationships among the fisheries, management and data collection programs. In addition, the author attempted to respond to all questions and concerns posed by interested parties via e-mail and phone conversations. Based on contact information received during the pre-assessment workshops, as well as industry points of contact provided by GAP and GMT members, and Tom Jagielo, several follow-up questions were posed to fishermen and managers with experience in the sablefish fishery. The gist of these questions was an effort to reduce the complexity in modeling fishery dynamics, by identifying, from among the vast number of historical management actions, just those that had had a strong influence on fishery behavior (either sorting and retention, selectivity or both). Many thoughtful responses yielded a much smaller subset of management actions that were believed to have been most influential to fishery behavior. The base-case model attempts to parsimoniously represent these changes in selectivity and retention with the fewest number of parameters possible. Direct interaction with industry and management participants has been a valuable part of the assessment process in recent years and should be continued in the future.

Following the completion of the 2007 stock assessment, the Fishing Vessel Owners' Association (FVOA) identified or reiterated a number of important issues raised during the assessment process. The following section provides a summarized point-by-point description of the actions taken in this assessment to address each:

1) Availability of age data: collection of otoliths from the hook-and-line fishery, where many landings are dressed at sea is perceived to be limited, age-reading and processing of samples was currently backlogged and not all collected otoliths had been read, leading to lower quality data available for the assessment than would be preferred. *Progress:* Since 2006, federal observers are sampling some retained fish that are going to be dressed at sea. These samples and the corresponding data are then passed to port samplers who incorporate the information into state databases and ultimately it is made available with 'regular' port samples in the PacFIN BDS tables for use in the assessment. A large amount of age reading was conducted leading up to the 2011 assessment, including filling in subsamples from some survey and fishery years and this information has been included. However, improvements are ongoing there are still unread otoliths and sampling is still somewhat sparse relative to some other groundfish species. Due to the large changes in the 2011 fishery future data needs and collection programs are in currently in flux.

2) Representativeness of commercial size and age data: Subjective weighting in past assessments resulted in the perception that commercial data were of lower quality and the methods for weighting unclear. *Progress:* Commercial biological data have been entirely re-analyzed adding additional samples and standardizing the methods for weighting and treatment in the model where possible. Due to the many changes in the fishery the data do show many complex patterns that are not easily recreated with parsimonious assessment models, however the data are iteratively re-weighted (see below) and show a reasonable effective sample size relative to the number of trips actually included in the samples.

3) Lack of comprehensive fixed-gear logbooks: some portions of the fleet are not required to complete logbooks and this may preclude analysis of commercial CPUE. *Progress:* The PFMC and associated advisory bodies are continuing to discuss this topic. Due to ongoing changes in the fishery, it is unlikely that even 100% logbook coverage would allow for a consistent trend analysis based on CPUE. However, there could be additional value in such logbooks (e.g., improved recording of variables related to discard mortality) that might benefit future analysis and therefore the stock assessment.

4) The treatment of trawl survey indices: particularly stratification and extrapolation of surveys in un-sampled areas, has been a source of conflict that needs to be resolved. Progress: Partitioning of the slope and shelf depths for the NWFSC survey (necessitating discarding the slope depths south of point Conception and therefore causing extrapolation issues) was an interim solution to the short time series available through 2006. This 2011 assessment analyzes all trawl surveys only over geographic strata that were sampled, and it includes all NWFSC data from 55-1,280m and from the Canadian to the Mexican borders in a single comprehensive time-series that requires no extrapolation and provides a relatively precise and highly informative (regarding trend) time series. Trends and relative biomass estimates north and south of Point Conception, which will be useful for informing management decisions which use these areas are explicitly summarized and reported in this assessment (see the Regional Management Considerations section below).

5) Use of the environmental recruitment index has been a source of controversy and should be reconciled. *Progress:* Simulation analyses reported in this document were used to investigate the confidence that is warranted in the observed correlation. In this assessment, when used, the environmental index for recruitment has been iteratively reweighted. This ensures that the precision of forecast recruitments is consistent with the correlation during the more information-rich time-series. Although it has been the subject of considerable discussion, and is certainty very compelling from an ecological standpoint, the use of the environmental index has not had a large effect on model results and it does not in this assessment.

6) In previous assessments, many values of leading parameters were fixed without a strong rationale for the specific values used. Further it was unclear how sensitive the results were to these assumptions. *Progress:* Leading parameters that have previously been fixed, including natural mortality and survey catchability are estimated in this

assessment, leading to a much more realistic perception of the uncertainty around stock size estimates. The sensitivity of model results to these parameters and steepness is investigated via likelihood profiles and the results are well documented. The large number of fixed parameters associated with the previous assessment's treatment of growth and selectivity are now either removed, through the use of more parsimonious model structure, or are estimated from the available data and the uncertainty is appropriately propagated in the results. Additional sensitivity analysis was performed for parameters that might not have been investigated in recent assessments, such as the maturity schedule, discard rates and ageing imprecision; these results are also presented in this document.

7) Trawl survey catchability was fixed in 2007. *Progress:* The value for this parameter was very influential in determining the absolute stock size as well as the uncertainty associated with that estimate in the previous assessment. It is now freely estimated, and the survey series itself was re-organized to be as comprehensive as possible (as discussed above).

2.4.3 Response to STAR Panel Recommendations in 2007

The STAR panel report from 2007 identified a number of recommendations for future assessments. Although all these recommendations could not be addressed for 2011, progress on each is summarized below (note that many overlap with items listed in section 2.4.2 above):

1) *The sablefish assessment needs a full review (this is not possible during a STAR Panel meeting). Additional resources are required to do this. Personnel with specialist experience and skills should critically review each data source. Model complexity should be simplified to be compatible with the expected information content of the data. The starting point should probably be an age-only model with growth estimated outside the model.*

This analysis represents the first step toward a complete review of all data sources. Because the assessment had not been conducted since 2007, there was a large amount of 'catch-up' to be done on updating data sets and auxiliary analyses. As many components as possible were rebuilt from the raw data and were evaluated before being re-included in the assessment model. Model complexity, particularly with regard to the estimation of a large number of deviations about annual growth and annual selectivity curves, was substantially reduced, with the net effect that uncertainty in the aggregate results was realistically increased. Preliminary evaluation of age-only modeling approaches was hindered by the continuing uncertainty in ageing accuracy and potential bias. If the properties of the current ageing methods can be more critically evaluated or new methods developed in the future, then age-only modeling would become more justifiable. However, although there are residual patterns in the fit to the length data, these are likely to be due primarily to annual differences in growth as well as fishery timing. In general, and especially for the younger ages (0-3), there is a very good correspondence between the year-class information in the length frequency data and the age frequency data.

2) *Age data, in general, and especially for sablefish, intrinsically contains more information on recruitment (and biomass) than length data. Of course, if ageing methods are unreliable, then age frequencies will be also. The existing age frequencies (and model fits) should be critically examined to see if cohorts (at relatively young ages) are*

being tracked reliably. If they are not, then ageing methods should perhaps be reviewed (and consideration given to how representative the age samples are likely to be). If cohorts do track reliably, then priority should be given to ageing any remaining samples.

A large number of historical and current samples were aged in preparation for this assessment; however a substantial backlog remains. Sablefish are difficult to age, and the process is very time-intensive. Because the stock was not assessed in 2009, there were more recent samples to age than would normally be the case for an assessment that has been conducted previously. Scrutiny of the size and age data in this assessment reveals a good correspondence, at the younger ages especially, in identifying stronger than average cohorts. The estimates of which cohorts are stronger vs. weaker has been quite robust to the full re-analysis of all fishery and survey biological data, the standardization of methods for weighting these samples, and the supplementation of biological data by all three states with previously unavailable records.

3) *The exercise for deriving the prior on q should be redone. All potentially relevant data sources should be made available to a selected group of participants with appropriate skills and experience. Ideally, priors would be formed for all of the trawl surveys used in the assessment. The sablefish q-priors could be derived at a more general workshop covering several species.*

A workshop was held in September of 2008 to address the derivation of priors for trawl survey catchability for groundfish species off the U.S. west coast. Despite attendance by independent reviewers, many experienced fisheries biologists and stock assessors, and several months of preparatory work, the conclusions of the workshop were that deriving informative priors on catchability would be much more difficult than previously thought. Particularly, there appeared to be many more relevant factors involved in the 'realized' catchability coefficient in a stock assessment than had been identified in STAR panel efforts to derive a 'simple' q based only on capture efficiency, vertical, and geographic availability. These factors are multiplicative, meaning that a substantial degree of uncertainty in only one or several would make the aggregate prior for catchability extremely broad. In light of this research, groundfish assessments have tended to freely estimate survey catchability and this assessment follows that paradigm. The result of freely estimating catchability is a much more realistic perception of the uncertainty in absolute stock size for this and many other assessments.

4) *The use of environmental variables as recruitment indices is currently fashionable and results do look encouraging. However, the priority for this work is to conduct a full cross validation study on the existing candidates rather than to further refine the candidate environmental indices.*

The simulation efforts outlined above indicated that, regardless of the initial probability of identifying a spurious correlation between sablefish recruitment and environmental covariates, the relationship has held up over time and appears to be 'validated' as currently applied. However, despite the extensive amount of research and review time that has been dedicated to the analyses, the environmental correlation has relatively little effect on current assessment results (see sensitivity analyses below). With reasonably consistent signal from fishery and survey data sources regarding year-class strengths, there is little added by the environmental series with a relatively low (but still significant) predictive capability. Future analyses should probably focus on environmental variables that can be forecast farther into the future, potentially

allowing for management to better respond to shifts in productivity before they occur, rather than refining our 'hindsight' further.

5) *Continuation of trawl time series is essential for future stock assessments. The NWFSC slope survey has been surveying the whole of the Conception stratum in recent years and this should probably continue. If the full survey results are used to construct a time series then the Conception stratum must be subdivided at Point Conception. A consistent time series, using the full area, could be constructed using a number of methods including a GLM or extrapolation using the ratio of average catch rates north and south of Point Conception. A GLM is probably preferable, especially if there are significant vessel effects.*

This complete re-stratification and re-analysis of the NWFSC trawl survey data was completed for this assessment and the results (described above) provide relatively precise and geographically comprehensive trend information for the coast-wide sablefish stock, as well as relevant information for management regarding the relative abundance north and south of Point Conception (See Regional Management Considerations below).

6) *Continued sampling of the commercial fishery is necessary and priority should be given to obtaining representative samples (good spatial and temporal coverage for the main fleets).*

Sampling has been steadily improving since 2006, and recent changes affecting the 2011 fishery are likely to result in even more available data for future stock assessments. Further standardization of sampling programs among the three states and an increase in the sampling and processing of age data could improve the information content of the data further.

2.5 Model Description

2.5.1 Link from the 2007 to the 2011 Assessment Model

Although the 2011 sablefish assessment relies on much of the same basic historical data as the 2007 assessment, nearly all aspects of the analysis have been revised to some degree. The following list (in general order of magnitude of influence on model results) documents the most important changes and a brief rationale for each:

1) Remove the assumption of fixed (0.56) trawl survey catchability for the NWFSC slope survey index of abundance. *Rationale:* This value was selected arbitrarily during the 2007 STAR panel based on an incomplete analysis of the factors contributing to catchability for a trawl survey. Investigation of the resulting model revealed that the global scale of the population was largely insensitive to vast changes in selectivity, growth and S-R estimation and that the uncertainty in both stock status and scale were grossly underestimated.

2) Revise the interim treatment of the NWFSC shelf-slope survey applied in 2007 to reflect the much longer time series now available (2003-2010) across all depths and geographic areas. Update to GLMM methods consistent with other groundfish stock assessments. *Rationale:* None of the 2005 groundfish assessments used the (then) extremely short time-series for the NWFSC shelf-slope survey. In 2007 most species (excepting some slope species which were not distributed in areas added in 2003)

used the more information-rich series including all depths and south of Point Conception (which had been previously un-sampled). Sablefish are caught throughout the depth and geographic range of the survey and calculation of the relative biomass in the southern area is of particular management interest. As discussed above, this restructuring to make the most comprehensive time-series possible available for use in the assessment was recommended by all reviewers during the 2007 process.

3) Extend the estimation of recruitment deviations to include the full time-series. *Rationale:* Fixed recruitment deviations force production-model dynamics into the long historical time series resulting in poor 'burn-in' prior to informative data and a grossly underestimated perception of the uncertainty in stock size during the early portion of the time-series and, frequently, in the unexploited equilibrium conditions. Further, most models with arbitrary starting years for recruitment deviations show a very high level of sensitivity to the choice of which year to start the deviations in. Recent simulation analyses have verified that unbiased maximum likelihood estimates of central tendency and reference points from the stock-recruit function can be obtained with this method (Methot and Taylor In Press).

4) Re-evaluate the single fixed value (0.07) for natural mortality applied to male and female sablefish and dating back to the 1992 stock assessment. *Rationale:* Age and length data are informative as to the sex-ratio and therefore the difference in natural mortality between the two sexes, which is quite clear, as is the case for many dimorphic species. A newly derived prior, change to the plus group for the age data (see item in this section) and very reasonable parameter estimates suggested there was no reason not to estimate natural mortality for each sex internal to the assessment model. Although the parameter estimates were close to the fixed value used previously, this change resulted in a marked (and realistic) increase in model uncertainty.

5) Input survey age data as conditional age-at-length observations and remove all arbitrary constraining priors on growth parameters. *Rationale:* These priors were not well documented, and were found to be unnecessary when conditional age-at-length data from the surveys was added to the model. All growth parameters were subsequently found to be robustly estimated, and the uncertainty in these estimates appropriately propagated into model results.

6) Apply an a priori approach to selecting time blocks for fishery selectivity and retention schedules. *Rationale:* It is very easy to over-parameterize selectivity by adding complexity based only on residual patterns. In this assessment, management actions were first identified then reduced to a subset including likely influential 'milestones'. These milestones were distributed among fishermen and managers with direct experience in the fishery. A large number of discussions resulted in further reduction to a small set of the most important changes relative to fishing and discarding practices. Estimation of selectivity parameters proceeded with careful attention to avoiding high correlations and focusing on those changes that made the

largest difference in model fit. This exercise resulted in a much simpler and parsimonious selectivity and retention structure than in previous assessments. The residual patterns reflect this simplification to some degree, but the model results were found to be largely insensitive to further complexity.

7) Remove all discard ratio 'data' that were not associated with observations. Further update the discard data (ratios, lengths and mean weights) through 2009. *Rationale:* This was necessary in order to capitalize on newly available data. It was found to be unnecessary to input an arbitrary time series of discard ratios. Entering only observations with appropriate reweighting has allowed this assessment to better propagate uncertainty.

8) Remove complex combined age- and length-based selectivity and replace with a newly available age-based selectivity option (cubic spline). *Rationale:* This simplified approach is both flexible (to account for the amalgamation of fisheries represented by each gear type) and parsimonious (roughly half as many parameters). In order to capture the interaction of dimorphic growth with selectivity influenced by size of the fish sex-specific offsets were also introduced for each fishery, at the cost of only six additional parameters.

9) Use a fixed value for steepness (*h*). *Rationale:* This assessment, like many has had trouble with unreasonably low steepness estimates in previous iterations. This is likely due to the one-way trip nature of the time-series and the high degree of confounding between population scale (via equilibrium recruitment), mortality and steepness. Further, much of the perceived information about steepness was likely derived from the rigid assumption of production-model dynamics (no historical recruitment deviations) in previous model. Estimation in this assessment, even with a mildly informative prior (see below) led to unreasonably low estimates (at or near 0.20). The use of a fixed value grossly underestimates the uncertainty in MSY and equilibrium yield, however, since both and *F* and *SB* proxy are used for management the importance of this is somewhat reduced. A likelihood profile and summary of the implications of the parameter range for steepness revealed that uncertainty from this source was well inside the global estimation uncertainty captured via the asymptotic intervals about the maximum likelihood estimates.

10) Extend the modeled age range to 50 (from 40) and the richness of the modeled size structure to 1 cm bins from 8-90 cm (from 2 cm bins from 20-90). *Rationale:* Computational improvements and faster computers have allowed more detailed underlying population dynamics, which generally reduce the influence of simplifying assumptions and improve the convergence behavior of model parameters.

11) Adjust discard mortality estimates to be consistent with the values used by management. *Rationale:* This was the intent of previous analyses, and appeared to be warranted pending a full re-evaluation of discard mortality rates.

12) Tune σ_r, and adjust the relative bias correction over modeled time-periods to be consistent with the degree of estimated recruitment variability. *Rationale:* Recent simulation work has shown that this approach is necessary in order to produce unbiased parameter estimates (Methot and Taylor In Press).

13) Update maturity schedule based on a new literature review; re-evaluate the sensitivity of model results to this information. *Rationale:* Maturity studies have shown variable results over time, space and depth. Since the schedule used in the model had not been revisited in recent years, a literature review was performed and the values updated to reflect the best summary of available data possible. Sensitivity analyses were conducted to better understand the influence of maturity schedule on model results (see below).

14) Remove the large number of highly constrained annual deviations about expected growth. *Rationale:* Due to the very tight distributions imposed on these parameters, they appeared to be improving residual patterns at the expense of propagating uncertainty properly.

15) Remove arbitrary lambda values applied to fishery and survey lengths, ages and size-at-ages. *Rationale:* It has become standard practice to iteratively reweight all composition, discard ratio and mean weight data. This method better propagates uncertainty in parameter estimates and provides an objective approach to data weighting.

16) Estimate the extra SD for all survey indices. *Rationale:* Variance estimates from design-based or GLMM-based survey analyses must be considered minimum estimates at best. Estimating the additional variance components speeds the process of iterative reweighting among data sources and propagates the uncertainty about the true survey index variance into the model results. Estimated values remained very reasonable and model behavior robust.

17) Reanalyze all fishery and survey biological. *Rationale:* This was necessary to make use of new samples uploaded to the BDS tables and to standardize the analysis and weighting methods from subsample to trip, fishery, state and modeled fleet. Resulting distributions were very similar to those in previous assessments, despite differences in the methods employed.

18) Extend the range of modeled ages, setting the first age group to 0 and the 'plus group' in the age data to 35 (from 25). *Rationale:* Information, particularly from survey data, was not being imparted to the previous assessment as the age-0 fish were not included. Correspondence between age and length data greatly strengthened the identification of incoming cohorts due to this change. At the older ages, a large percentage of the mass of the data was previously residing in the 'plus-group'. This could have been a contributing factor to the choice in not estimating natural mortality, as the descending limb of the age-structure was somewhat obscured.

19) Remove all mean length-at-age data. *Rationale:* These data represented a non-orthogonal view of the already included length and age information. Further, with conditional age-at-length distributions from the surveys, it was not necessary to have mean length-at-age in the model to inform the growth parameter estimates. The estimated values were found to be very similar using either method.

20) Remove mean body-weight observations based on the retained portion of the catch. *Rationale:* These data were largely redundant with length-frequency distributions and were found to be adding relatively little new information to the assessment model.

21) Update the W-L relationship. *Rationale:* The relationship had not been revisited in several assessments and appeared to be based only on pot-survey data no longer included in the model. The revised analysis utilized all available fishery and survey observations. The change in parameter estimates proved trivially small.

22) Reconstruct historical catches in Washington, and utilize the newly available reconstructions for Oregon and Washington. *Rationale:* A considerable amount of work has been done for this assessment (and others) on historical catch reconstruction since the 2007 assessment cycle. The current analysis now uses the best available time-series, although it was found to be nearly identical to the previous series used in 2007.

23) Upgrade to the newest SS version. *Rationale:* This is standard practice to capitalize on newly developed features, corrections to older versions of the code and increases in computational efficiency. Model results were nearly identical before and after this change.

Despite the very large number of changes made to data sources and model configuration, the results of this assessment (see below) are very consistent with those from previous analyses in terms of both scale of the stock and general trend over the last several decades. The biggest difference is the very large (and much more realistic) estimate of uncertainty in absolute stock size.

2.5.2 Summary of Fleets

Fishery removals were divided among three fleets, identical to those used in 2007: 1) the pot fishery, 2) the hook-and-line fishery, and 3) the trawl fishery. Selectivity and retention schedules are treated separately for each fleet. Each trawl survey is also treated as a separate fleet with independently estimated selectivity and catchability parameters reflecting differences in depth and latitudinal coverage, design, methods and equipment among them.

2.5.3 Modeling Software

This assessment used the Stock Synthesis modeling framework written by Dr. Richard Methot at the NWFSC. The most recent version (3.22, released 19 July, 2011; this late date reflects the identification of an error in the code subsequent to the distribution of the pre-STAR draft assessment document) was used, since it included many improvements in the output

statistics for producing assessment results and several corrections to older versions used during the 2009 and earlier assessments.

2.5.4 Priors

Uniform priors (which are intended to be noninformative) were applied to all estimated parameters in the base-case model with only three exceptions: male and female natural mortality (described in section 2.2.4 above), and steepness, described below. Parameter bounds were selected to be sufficiently wide to avoid truncating the searching procedure during maximum likelihood estimation. A list of parameter bounds and priors are provided in this document (Table 10).

In addition to the priors for natural mortality, an (infinitely) informative prior (fixed at 0.6) for stock-recruitment steepness (*h*) is used for the base-case model. This assessment, like many, has had trouble with unreasonably low steepness estimates in previous iterations. This is likely due to the one-way trip nature of the time-series and the high degree of confounding between population scale (via equilibrium recruitment), mortality and steepness. Further, much of the perceived information about steepness was likely derived from the rigid assumption of production-model dynamics (no historical recruitment deviations) in previous model. Estimation in this assessment led to unreasonably low estimates (at or near 0.20). Values in the range of 0.2 are considered to be ecologically implausible given the theoretical work of He et al. (2006). Even using a prior that approximated the probability distribution from that work, given natural mortality and recruitment variability values from this assessment (Figure 52), produced extremely low parameter estimates (see sensitivity analyses below). The use of a fixed value grossly underestimates the uncertainty in MSY and equilibrium yield, however, since both and *F* and *SB* proxy are used for management the importance of this is somewhat reduced. A likelihood profile and summary of the implications of the parameter range for steepness revealed that uncertainty from this source was well inside the global estimation uncertainty captured via the asymptotic intervals about the maximum likelihood estimates.

Sensitivity of the base-case model to the use of these priors is reported below.

2.5.5 Sample Weighting

The approach to sample weighting used here attempts to achieve consistency between the degree of uncertainty in each data set and the model's ability to fit those data. Variances and sample sizes were first derived from the raw data sources. Variances and sample sizes were then iteratively re-weighted to ensure consistency between the input sample sizes (or standard errors) and the effective sample sizes (and root-mean-squared-errors) based on model fit. This approach attempts to reduce the potential for particular data sources to have a disproportionate effect of total model fit, while creating estimates of uncertainty that are commensurate with the uncertainty inherent in the input data. Iterative re-weighting was applied to the fishery length data, starting from a conservative metric of sample size (the number of trips sampled), and then multiplying the year-specific input sample sizes by a single constant for each data set that made the mean input sample size for compositional data roughly equal to the harmonic mean effective sample size based on model fit. The same method was applied to age data. For both types of data, the input sample sizes were not further increased; thus they were considered to be minimum estimates of the true variance. Variance estimates for mean body weight and discard ratio data were estimated via an additive component to the input standard error in log-space. This achieves the same result as iterative reweighting and has the additional benefit that it propagates the

weighting uncertainty into the model results. A similar likelihood formulation would be very desirable for the length- and age-composition data but is currently not available in the Stock Synthesis platform. These choices reflect the post-hoc nature of model tuning and generally avoid the potential for increasing weight on those data sources that are consistent with model predictions, thereby reducing the perceived uncertainty in model results.

Table 11 shows the results of this re-weighting for compositional data in the base-case model. Generally composition data was down-weighted in an intuitive fashion, given a reasonable degree of clustering in the underlying population making even individual trips not completely independent. However the exception seemed to be the AFSC slope survey age data, for which the weighting was substantially reduced, largely due to a few outlying observations (see model results below). Reasonably large additional variance components were added to all of the mean body weight observations from the discarded fish, due to the model's inability to reconcile these data with discard rates and length-frequency distributions (see results below), however the additional components were relatively small for discard ratios (Table 12).

As described above, the variance estimates from design-based or GLMM-based survey index analyses can be reasonably considered minimum estimates at best. For this assessment an additive constant was freely estimated for each survey. Estimating the additional variance components speeds the process of iterative reweighting among data sources and propagates the uncertainty about the true survey index variance into the model results. Estimated values remained very reasonable and model behavior robust to this choice.

2.5.6 General Model Specifications

Stock synthesis has a broad suite of structural options available for each application. There are no true 'default' settings for most of these options; each application must be customized to best represent the life-history, dynamics, data-complexity and estimation approach (Bayesian or maximum likelihood) most appropriate.

This assessment is structured to be sex-specific, including separate growth curves for males and females, and therefore tracking the spawning biomass of only females for use in calculating management quantities. Growth parameters describing the von Bertalanffy growth equation, as well as the spread of lengths for a given age, were estimated for each sex, except that the length and spread of length at age-1 was forced to be identical for males and females. The parameterization used by Stock Synthesis allows the user to specify the age for the two growth parameters (rather than the length at age zero and the implied length at infinite age). Ages 0.5 and 30 were selected to be close to the range of observed data. Based on preliminary analyses, this choice had little effect on estimated growth curves. A list of the growth parameters, bounds and priors is given in Table 10. Natural mortality was estimated, with the informative priors described above, for each sex, based on the *a priori* evidence that it might differ for males and females.

For the internal population dynamics, ages 0-50 are individually tracked, with the accumulator age of 50 determining when the 'plus-group' calculations are applied. This is a relatively large age, but was necessary to ensure that little growth would be predicted to occur (but not be modeled) at and beyond this age, since the model does not allow growth to continue in the plus-group.

Recruitment dynamics are governed by a Beverton-Holt stock-recruit function. This relationship is parameterized to include two estimated quantities: the log of unexploited equilibrium recruitment (R_0) and steepness (h). A full time-series of recruitment deviations,

including the initial age-structure in 1900 are estimated, in order to adequately propagate uncertainty in the historical period and avoid imparting the perception of 'information' through 'overly rigid conditions prior to the most recent and informed time-period.

No seasons are used to structure removals or biological predictions, so data collection is assumed to be relatively continuous throughout the year. Fishery removals occur instantaneously at the mid-point of each year and recruitment on the 1st of January. The sex-ratio at birth is fixed at 1:1, although sex-specific natural mortality, and selectivity, can result in significant departure from equality due to differential mortality over age and sex.

2.5.7 Estimated and Fixed parameters

A full list of all estimated parameters and values of key parameters that are fixed is provided in Table 10.

A relatively new approach was taken with regard to the modeling of selectivity curves for the fishing fleets in this year's assessment, a cubic spline function over age with an offset for male vs. female selectivity. This choice was motivated by the desire to substantially reduce the complexity of previous approaches which utilized both age- and length-based selectivity schedules in order to capture the relative complex interactions created by the combination of dimorphic growth, and age-based ontogenetic movement out of the heavily fished areas. Further complicating any a priori expectation of a more parametric shape to selectivity curves is the fact that each modeled fleet represents the amalgamation of several distinct fisheries operating at different depths and in different areas, quite plausibly resulting in realized selectivity curves that are multi-modal. Briefly, the cubic spline function requires specification of *n* 'nodes' spread over ages captured by each fishery. The parameterization then estimates a starting and ending gradient and a selectivity value at each node, using a smoothing function to connect the nodes. The smoothing function dramatically reduces the influence of exactly where each node is located (these are 'parameters' but cannot be reliably estimated). Extensive preliminary investigation into the estimation behavior of this parameterization, using both maximum likelihood and posterior integration methods, resulted in several salient conclusions. The first of these was that placing nodes too close together or setting up too many nodes resulted in very high among-parameter correlations, poor estimation efficiency and little change to resultant curves. Second, once a few nodes had been added, additional nodes (largely because of the smoothing function) did not change the derived curves appreciably. Third, placing nodes outside, or even very near the margins of the actual observations resulted in poor estimation behavior. Based on this investigation, an iterative approach, adding, removing and moving selectivity nodes was applied, until the derived selectivity schedule became largely stationary, and the parameter correlations were generally not too high (80-85%). A simple two-parameter offset for male relative to female selectivity was also estimated for each fishery. This approach included one estimated parameter describing the relative selectivity for males near the peak of the selectivity curve and another the offset at the maximum age.

As described above, an *a priori* approach was used to select time blocks for fishery selectivity and retention schedules. In response to previous reviews, this analysis started with time-invariant selectivity (retained as a sensitivity analysis below). It is very easy to over-parameterize selectivity by adding complexity based only on residual patterns. In this assessment, management actions were first identified then reduced to a subset including likely influential 'milestones'. These milestones were distributed among fishermen and managers with direct experience in the fishery. A large number of discussions resulted in further reduction to a

small set of the most important changes relative to fishing and discarding practices. The most important changes identified were: full retention of age-1+ sablefish during WWII, introduction of trip-limit induced discarding (not just size-sorting) for the trawl fleet in 1982, and in 1997 for fixed-gear fleets, and a change in selectivity in 2003 resulting from large scale movements of all fleets in response to large spatial closures (Rockfish Conservation Areas, or RCAs). To allow selectivity to shift in 2003, the two parameter values at nodes near the peak of the selectivity curve were estimated independently for each time period. This allowed for a modest amount of change in that year (see below) and adding additional parameters did not appear to change the selectivity curves appreciably.

Fishery retention schedules were estimated via a logistic curve defined by an inflection, slope and asymptote. All three were initially estimated for each fleet, however the hook-and-line schedule always resulted in a very steep slope (near the lower parameter bound) and the pot schedule an asymptote of 1.0 (the upper bound). To avoid the potential for gradient and estimation problems caused by parameter estimates located exactly on bounds, these tow parameters were fixed for subsequent runs. Periodic checks during preliminary modeling ensured that point estimates were still close to the bounds; however this may not be the case for all sensitivity analyses. To accommodate the temporal changes in retention identified above the asymptote, parameters were fixed to be equal to 1.0 prior to 1982 for the trawl fishery and prior to 1997 for the fixed-gear fisheries. The inflection parameter was fixed at 25 cm for all fleets during WWII, implying retention of all fish greater than age-0. For fish not estimated to have been retained, fishery discard mortality was assumed to be equal to 100% for age-0 sablefish (< 28 cm), then decline rapidly to 20% for the hook-and-line and pot fisheries and 50% for the trawl fishery. This is consistent with the values used by the PFMC for management purposes. The sensitivity to discard mortality rates is investigated below.

The approach to survey selectivity was much simpler, as there was no *a priori* expectation of multi-modal shapes. Because the surveys do not extend into the deepest water inhabited by sablefish, there was an expectation that all survey selectivity curves would be dome-shaped, necessitating both an ascending and a descending limb. The double-normal parameterization used allows for an initial selectivity at age-0, an ascending slope, a peak and width of the peak, a descending slope and a selectivity at the oldest age. Preliminary modeling revealed that, as expected, surveys covering the shelf depths captured a large fraction of age-0 and age-1 sablefish, and that most of the catch was comprised of sablefish less than 10 years old, with relatively low selectivity for older individuals. The initial and final selectivity values were estimated for all four surveys (however for the AFSC shelf survey the final point estimate always occurred at the lower bound and so was fixed in the final base-case). Since the surveys covering shelf depths (NWFSC shelf-slope and AFSC shelf) surveys showed a peak selectivity at very young ages (~1.5 years) it was redundant to estimate the ascending width parameters in addition to the initial selectivity values; these were therefore fixed at reasonable values. Sharply dome-shaped curves made estimation of the width parameters also redundant (estimates always returned to the lower bound in preliminary modeling). Alternate configurations using the cubic spline approach to survey selectivity did not generate appreciably different selectivity curves and proved poorly informed by the relatively short time series' (based on high parameter correlations, even for very simple and constrained node structure).

In total for the base-case model there were twelve growth, mortality and stock-recruitment parameters, six catchability and survey variance parameters (and three analytic

solutions which could have been treated as estimated parameters), and 48 estimated parameters describing selectivity and retention schedules.

2.6 Model Selection and Evaluation

2.6.1 Key Assumptions and Structural Choices

All structural choices for stock assessment models are likely to be important under some circumstances. In this assessment these choices are generally made to 1) be as objective as possible, and 2) follow generally accepted methods of approaching similar models and data. The relative effect on assessment results of each of these choices is often unknown; however extensive effort was made to evaluate these choices during model building and the most important of these are presented through sensitivity analysis.

The most important source of structural uncertainty in this assessment is the fixed value used for steepness (discussed above) and its importance is investigated via sensitivity analysis. The use of a static (but sex-specific) estimated value for natural mortality over time and age is also a very important assumption. In reality, natural mortality is quite likely to vary over time (and possibly space) and may be non-stationary, where predation or environmental factors have directional instead of random effects on survival during the modeled period. However this degree of complexity is clearly beyond the information content of the available data. Growth is also assumed to be time- and space-invariant, which does produce some residual patterns in the length data, reflecting slightly different growth trajectories among some cohorts. Sablefish in U.S. waters do not exist independently of the portion of the total population occurring in British Columbian and Alaskan waters to the north. The degree to which recruitment linkages and adult movement may be contributing to the observed dynamics of the stock off the west coast is unknown. Potential shifts in spatial distribution in response to changes in density outside our waters or climate change could substantially reduce our ability to model and predict current and future trends.

2.6.2 Alternate Models Explored

Hundreds of alternate assessment model formulations were evaluated prior to selecting the base-case model. Because not all alternate formulations can be reported here, those that had the largest effects on parameter estimates or management quantities or are obviously of interest are retained and presented as sensitivity analyses (see below).

Prior to settling on the base-case model, an extensive evaluation of length-only and combined length-and-age based selectivity parameterizations was performed. In short, much more complex approaches failed to produce substantially better fits to the observed data, especially residual patterns in the length data which might logically be expected to be improved via an ascending length-based limb to selectivity.

2.6.3 Convergence Status

To test for convergence prior to the STAR review, 100 trials were performed using a ‘jitter’ value (Methot 2009) of 0.1 for the base-case model. This perturbs the initial values used for minimization with the intention of causing the search to traverse a broader region of the likelihood surface. Ninety-nine of these trials returned to exactly the same objective function value as in the base-case, inverting the Hessian and producing reasonably small gradients (0.003 or smaller). The estimates of spawning biomass, unexploited spawning biomass and current

biomass were all less than 14 mt apart (less than three 100ths of a percent difference), reflecting reliable convergence on a very flat likelihood surface (see likelihood profiles below). These tests cannot prove convergence of the model, but did not provide any evidence to the contrary.

2.7 Response to SSC Recommendations

If the SSC determines that additional analysis is warranted, this work will be completed subsequent to the September 2011 PFMC meeting.

2.8 Base-Case Model Results

The biological (growth and mortality) parameters estimated from the base-case and alternate models appear to be reasonable, relatively precise and very consistent with those from previous sablefish stock assessments (Table 13) and commensurate with inspection of the raw data. Female and male sablefish showed similar rapid growth trajectories; with females growing to a slightly larger size at age 30 (64.0 cm) than males (56.2 cm) and showing a broader distribution of length at a given age (Figure 53). The estimated natural mortality rates for females (0.080) and males (0.065) were very close to the value used in previous assessments (0.07).

Estimated selectivity curves for the trawl surveys were broadly similar, with the NWFSC shelf-slope survey sampling the broadest demographic portion of the sablefish population, and the AFSC shelf survey the most limited (Figure 54). The hook-and-line fishery showed a bimodal selectivity curve in the early years, somewhat reduced after 2003; males were roughly half as selected as females and individuals beyond ages 10-15 were much less available to the fishery on a relative basis (Figure 55). The pot fishery showed a similar pattern, and a shift to slightly older fish in 2003 (Figure 56). The trawl fishery is estimated to select far more younger sablefish, and showed much less difference between males and females and after 2003 (Figure 57). Retention schedules showed rapidly increasing retention of age-1 fish for the hook-and-line fishery and a maximum of 86% retention of the largest individuals (Figure 58). The pot fishery estimates suggested far more sorting out of small sablefish and full retention of the largest individuals (Figure 59). The trawl fishery retained an intermediate relative fraction of smaller fish, and the estimate for the asymptotic retention was 92% (Figure 60). Estimated values and confidence intervals for selectivity and retention parameters are provided in Table 14.

The base-case model fit the declining trend in the NWFSC shelf-slope survey extremely well (Figure 61) with an estimated increase in the log-SD of only 0.03 (Table 14). Fit to the NWFSC slope and AFSC slope surveys was generally flat (Figure 62, Figure 63), as might be expected for such short time-series' even with relatively low extra SD estimates of 0.10 and 0.07 respectively. With the offset estimate for the AFSC shelf survey beginning in 1995, predicted survey values are also relatively flat over this period (Figure 64), although the estimated extra SD of 0.38 suggests a relatively poorer fit to these data than those from other surveys. Catchability values for the most fully selected ages (~1.5-4 years old) in each survey ranged from 0.26 (AFSC shelf survey) to 0.91 (NWFSC shelf-slope).

The base-case model fit the aggregate length distributions from trawl surveys reasonably well (Figure 65). The best fits were to the NWFSC survey length-frequency data (Figure 66), with residual patterns (Figure 67) primarily generated through small mismatches in the model structure, likely due differences in growth or timing rather than misspecification of year-classes. The fit to the NWFSC slope survey did not capture the modes for female sablefish particularly well and nor the presence of age-0 males in 1998 (Figure 68, Figure 69). Fits to AFSC length data were also variable, but again the strongest modes for age-0 and age-1 cohorts were captured

(Figure 70, Figure 71). AFSC shelf survey length distributions tended to be variable (likely due to lower sampling intensity), but no obvious residual patterns appeared to be present (Figure 72, Figure 73, Figure 74).

Aggregate fits to the pot and trawl fishery length-frequency distributions, over all years, were very good for the retained catch (Figure 75), and fairly reasonable given noisy data for the discarded catch (Figure 76). The poorest fits were to the retained hook-and-line lengths. Annual fits to the hook and line length data showed too few small fish predicted in the retained catch (Figure 77, Figure 78), perhaps because these fish were observed in the discarded catch (Figure 79, Figure 80). Fits to the retained lengths for the pot fishery showed some residual patterns through time (Figure 81, Figure 82). Anecdotally, these trends appear to correspond to shifts in the general depth distribution of most of the fishing activity. The biggest residuals in the discard lengths from the pot fishery are a number of age-0 fish from 2006-2007 (Figure 83, Figure 84). The source of these fish should probably be investigated in the future. With the exception of a few years with very low sample sizes, the fits to the trawl fishery retained-fish length data were very good (Figure 85, Figure 86). As with the other two fleets, fits to the discard lengths from the trawl fleet were quite noisy (Figure 87, Figure 88).

No obvious patterns were observed in the fit to the NWFSC shelf-slope conditional age-at-length data, suggesting that the estimated growth curves represented the data quite well (Figure 89, Figure 90). Although not included in the objective function, the implied fit to the NWFSC marginal age distributions was also very good (Figure 91, Figure 92). The NWFSC slope survey also showed no glaring residual patterns in the age data (Figure 93, Figure 94, and Figure 95). The AFSC slope survey fits had one male aged at age-1 instead of age-0 (Figure 96,Figure 97), and the selection of only the youngest sablefish (but including the full size range) was quite evident for the AFSC shelf survey (Figure 98,Figure 99).

Fits to the aggregate age-frequency distributions for the three fisheries were again best for the trawl fleet and poorest for the hook-and-line fleet (Figure 100). However, except for ages 1-3, the residual patterns for the hook-and-line fishery were reasonable (Figure 101, Figure 102, Figure 103, Figure 104). The fits to the age data for the pot fishery showed some lack of fit to the 1999-2000 cohorts for females (Figure 105, Figure 106), however this pattern was not present for males, which had generally too few older fish in the late 1980s (Figure 107, Figure 108). The trawl ages were fit much better than the other two fleets (Figure 109, Figure 110, Figure 111, and Figure 112). Both the hook-and-line and pot fishery mean body weight in the discards were underestimated consistently (Figure 113, Figure 114); however the trawl observations fit much better (Figure 115). Discard fractions for all three fleets were also fit very well, considering the retention schedules were time-invariant over the period for which data were available (Figure 116, Figure 117, Figure 118).

The deviations about the estimated stock-recruitment function, as expected, had a very large amount of uncertainty prior to the mid-1970s, when the data first become informative about incoming cohort strengths. Therefore the relative bias adjustment was ramped to the maximum value during this period (Figure 119). Sablefish recruitment is estimated to be quite variable over the historical record, and within this variability, the average recruitment is estimated to have declined steadily between the 1970s and 2007 (Figure 120). Recruitments during the 1980s were, on average, roughly an order of magnitude higher than the very poor recent cohorts estimated between 2002 and 2007. Given a relatively high degree of recruitment variability, the estimated stock-recruit function predicts a wide range of cohort sizes over the observed range of spawning biomass (Figure 121).

The estimated time-series of total, age-4+ (Figure 122) and spawning biomass (Figure 123) track one another very closely (Table 15). Sablefish are estimated to have been exploited at a modest level through the first half of the 20th century. Following a period of recruitments estimated to have been above average, but highly uncertain, the spawning stock biomass rebounded to nearly unexploited levels in the late 1970s. Large harvests during those years, and throughout the 1980s, are estimated to have caused the stock to decline nearly monotonically to the present. It appears that large 1999 and 2000 year classes briefly slowed the rate of stock decline between 2002 and 2005. An above-average 2008 cohort is currently moving through the population, however it has yet to mature, and therefore is not currently contributing to the trend in spawning biomass. The relative spawning biomass is estimated to be at only 33% of unexploited levels in 2011; however this value is highly uncertain (Figure 124; ~95% intervals range from 18-49%). Although the relative trend in spawning biomass is quite robust to uncertainty in the leading model parameters, the productivity of the stock is highly uncertain due to confounding of mortality, absolute stock size and productivity. The estimated spawning biomass in 2011 is 60,957 mt (lower than the projected trend from the 2007 assessment), however, the ~95% interval ranges broadly from 16,418 to 105,495 mt, reflecting little information in the data about absolute stock size. The full matrix of predicted numbers at age by sex is provided in Appendix B.

2.9 Uncertainty and Sensitivity Analysis

The available data for sablefish are largely uninformative about the absolute size and productivity of the stock. This is largely due to the 'one-way-trip' nature of the historical series: a slow and steady decline in spawning biomass consistent with a larger less productive stock, a smaller more productive stock, or many combinations in between. Historical catches provide some information about the minimum stock size needed to have supported the observed time-series but little information about the upper bounds for the stock size. Likelihood profiles, parameter estimates and general model behavior illustrate that small changes in many parameters can result in differing point estimates for management reference points, however the uncertainty about these estimates remains large unless leading model parameters, such as natural mortality, survey catchability, as well as historical recruitments, are fixed at arbitrarily selected values. This assessment includes the uncertainty for these unknown quantities, with the exception of steepness. This uncertainty will remain until a more informative time-series and better quality demographic and biological information is accumulated for the stock.

Uncertainty in the properties of current aging methods (both potential bias and imprecision), as well as relatively sparse fishery sampling, result in age data that are less reliable than would be preferred. Similarly, because sablefish grow very rapidly and reach near-asymptotic length in their first decade of life, length-frequency data are not particularly informative about historical patterns in recruitment. The patterns observed in historical sablefish recruitment suggest that stock trajectory (via shifts in recruitment strength) is closely linked to productivity regimes in the California current. Uncertainty in future environmental conditions, changes in the timing, dynamics and productivity of the California current ecosystem, via climate change, or cycles similar to the historical period, should be considered a significant source of uncertainty in all projections of stock status.

The ongoing NWFSC shelf-slope trawl survey is a relatively precise index over a broad demographic component of the sablefish stock (although not the entire stock, as some of it occurs in deep water and is therefore unobserved). This index has the potential to inform future

stock assessments about the scale of the sablefish population relative to the catches being removed (assuming these are enumerated reasonably accurately), however such information will require contrast in the observed declining survey trend. Therefore, although there is the potential to considerably reduce the current uncertainty in sablefish stock size and dynamics, it will likely take several years of contrasting trend in the survey to do so.

2.9.1 Sensitivity Analysis

The results reported in this section are by no means meant to be a comprehensive comparison of all possible aspects of model uncertainty, nor do they reflect even the full range of models considered in developing the base-case. These results are intended to provide more information about relatively obvious questions for any stock assessment such as sensitivity to priors, key structural choices and potential conflict in signal among data sources. The order in which they are presented is not intended to reflect their importance; each run included here provided important information for developing or evaluating the base-case model and alternate states of nature.

Prior to the STAR panel, eight sets of sensitivity analyses were performed and are reported below. Although these analyses were conducted prior to the identification of an error in the SS code, subsequent investigation indicated that the code fix did not appreciably influence the conclusions.

Given the relatively simple approach taken to fishery selectivity and discard mortality taken in this assessment relative to previous analyses these three factors were investigated further via sensitivity testing of the base-case model. The first sensitivity adjusted the assumed discard mortality rate upward and downward by a factor of 50% from the base-case values. This produced remarkably little difference in model results relative to the global uncertainty in spawning biomass (Table 16, Figure 125). Two alternate models were constructed to investigate the influence of offset male and female selectivity and the addition of time-varying selectivity parameters. These models also did not show a strong difference in results from the base-case (Table 17, Figure 126).

It is often useful to perform several model runs with very extreme changes in data weighting in order to better understand the potentially different signals, and/or conflicting information among the different sources. The models are not ‘reasonable’ in the sense that they could be used for management advice, but can be informative nonetheless. For this exercise, the likelihood contributions for each type of data, including ages, lengths and indices was sequentially inflated an order of magnitude. The general result reflects well the uncertainty in absolute stock size, with the base-case model representing a ‘middle-ground’ between extreme weighting of the age data, which produced a much smaller estimate of stock size, and extreme weighting of the index data which produced the largest estimate (Table 18, Figure 127).

The next set of sensitivity models investigated the degree to which changes in the treatment of ageing bias and imprecision would affect the assessment results. Four alternate treatments were applied: forcing ages beyond age 4 to become one, or two years biased low, doubling the ageing imprecision and reducing it by 50%. Each of these treatments changes the spawning biomass estimates somewhat, however the only one that showed an improvement in the fit to the observed data was the 50% reduction in imprecision (Table 19, Figure 128). These results support the research recommendation to further investigate ageing imprecision in the next sablefish assessment.

Although it is not frequently investigated, due to the uncertainty in and outdated analyses upon which the maturity schedule is based it seemed appropriate to test the sensitivity of the assessment results to changes in the externally derived relationship. Increasing or decreasing the length at 50% maturity for females had an almost linear scaling effect on the entire time-series of spawning biomass estimates with no change in the fit to the observed data (Table 20, Figure 129).

Although iterative tuning of the bias correction and input value for recruitment variability (σ_r) quickly converged to a consistent and logical result in the base-case model, it could be useful to understand whether small changes to the exact value used would have a large effect on model results. From a base-case value of 1.1, a small reduction or increase (0.15) was made in two alternate models. The results of these models showed a similar trend, but tended to slightly adjust the slope of the estimated time-series (Table 21, Figure 130). Since the bias correction and RMSE were no longer tuned and internally consistent the result supports the simulation work of Methot and Taylor (In press).

The priors on female and male natural mortality rates were investigated to evaluate whether they were substantially in conflict with the signal from the observed data. This was of particular interest since sablefish are slightly atypical in their rapid growth relative to their relatively long life-span and males are estimated to have faster growth, but lower natural mortality than females. Removing the priors on natural mortality did not have an appreciable effect on the model results, but did allow the estimated values for natural mortality to become slightly lower than the base-case model (Table 22, Figure 131).

Based on the relatively small effect the use of the environmental covariate had had on stock assessment model results in the 2007 assessment, it was not included in the base-case model for 2011. However, when either the newly available zooplankton index or the sea-surface height index were added (and iteratively tuned so that the mean input SD was consistent with the RMSE) the influence on stock trajectory (Table 23, Figure 132), and on the recruitment time-series itself (Figure 133) was relatively small. This was largely due to the substantial inflation of the input variance for both series.

In aggregate, these sensitivity analyses reflect the vast amount of uncertainty in absolute stock size in this sablefish assessment. Hopefully, they also provide a basis for future investigations as well as a method for prioritizing potential research studies.

During the STAR panel, three additional sensitivity analyses were performed. These included investigation of: additional time-blocks for fishery selectivity, reduction of the plus group in the data from age 35 to age 15, and implementing a Lorenzen age-varying natural mortality function. The first sensitivity was intended to explore whether temporal and cohort-related residual patterns in the fit to the fishery data could be improved by adding additional flexibility to the selectivity curves. Residual patterns were not appreciably improved, and the basic model results were largely unchanged (Table 24, Figure 134). Non-random patterns in recruitment prior to the informative time-period (roughly 1970+) as well as the ability of the assessment model to estimate natural mortality are likely highly related to the declining limb of of the age-frequency data in the early years. Further, explicitly including a relatively large number of noisy and imprecise ages in the data (rather than aggregating these in a plus group) could have unintended effects on estimation. To investigate this further, a sensitivity run reducing with plus group to age 15 was performed. The stock trajectory during the highly uncertain and poorly informed portion of the time series changed appreciably, but the basic parameter estimates and management quantities did not (Table 25, Figure 135). To investigate

how the use of a Lorenzen natural mortality curve, where mortality decreases as a function of increasing size (capturing dimorphic growth interactions) to a static adult value this relatively new SS feature was applied as a sensitivity analysis. Natural mortality for fully grown adults (in this case > age 10) decreased slightly, but the basic model results again remained largely unchanged (Table 26, Figure 136). In aggregate, the sensitivity analyses conducted during the STAR panel supported the conclusion that the base case model results were robust to alternate model structures.

2.9.2 Retrospective Analysis

A 5-year retrospective analysis was conducted by running the model using data only through 2005 ("5 year"), 2006, 2007, 2008 and 2009 (Table 27, Figure 137). Little evidence of retrospective patterns was apparent.

The second type of retrospective analysis addresses assessment error, or at least the historical context of the current result given previous analyses. Since 1989, a pattern had emerged in which, generally, each new assessment was slightly more optimistic about current status than those conducted previously. However the current results do not show this trend and confidence intervals contain almost all previous assessment results (Figure 138).

2.9.3 Likelihood Profiles

Likelihood profiles were completed for three key model parameters: female natural mortality (M), unexploited equilibrium recruitment (R_0), and steepness of the stock-recruit relationship (h). Likelihood profiles are commonly used to elucidate conflicting information among various data sources, to determine how asymmetric the likelihood surfaces surrounding point estimates may be, and to provide an additional evaluation of how precisely parameters are being estimated.

Natural mortality rates for females (males are highly correlated and so are not included in this discussion) were found to be poorly informed across a relatively wide range of values. For a single parameter (loosely interpreting an iteratively reweighted stock assessment objective function in terms of true likelihood) an increase in negative log-likelihood of more than two units indicates a statistically significant degradation in fit. This is not observed among values from 0.0675-0.0925 for female sablefish (Table 28, Figure 139). However, this is not a trivial parameter range, and the assessment results vary considerably among these values in absolute scale (Figure 140).

Like natural mortality, unexploited equilibrium recruitment (R_0) was also found to be insignificantly different over a broad range of stock sizes (Table 29, Figure 142). Although the estimated relative trend in spawning biomass is quite conserved over this range for unexploited recruitment values, there is a very big implication for whether the current harvest levels are above or below management targets (Table 29, Figure 142).

Steepness, because it is constrained to a fixed value (0.6) in the base-case model is perhaps the most important profile to evaluate, as this is a source of uncertainty not explicitly included in the base-case results. The maximum likelihood estimate for steepness is 0.2, although this value implies zero surplus production and therefore is biologically implausible. Over the range from 0.3-0.9 there is no support in the observed data for one parameter value over another (Table 30, Figure 143), yet the estimated stock size over much of the time-series varies appreciably (Figure 144). The relative strengths of recent cohorts are not strongly influenced by the value for steepness (Figure 145), and the relative depletion level is actually quite robust as

well (Figure 146). The most sensitive estimates to the value for steepness are the yields for the various management reference points, particularly MSY (Table 30, Figure 147).

In aggregate, these profiles explain why the asymptotic uncertainty about historical and current stock size is so broad and underscore the poorly informative nature of the data and time-series available for this stock assessment.

2.9.4 Parametric Bootstrap Using Stock Synthesis

There is a built-in option to create bootstrapped data-sets using Stock Synthesis. This feature performs a parametric bootstrap using the error assumptions and sample sizes from the input data to generate new observations about the fitted model expectations. It is therefore not strictly a variance estimation exercise, but an exploration of the question: If the assessment was true, and the same relative quantity and quality of data were available, how reliably could the parameters and derived quantities be re-estimated?

As is often the case during busy assessment cycles, there was insufficient time to use this powerful diagnostic tool for this assessment, but it should be considered a standard method for full assessments where time permits its application. Its use is particularly important for cases where the asymptotic (or posterior) intervals about model estimates are used as the primary representation of uncertainty.

3. Reference Points

The coast-wide abundance of sablefish was estimated to have dropped below the $SB_{40\%}$ management target in 2009 and is currently declining steeply. The cause of this trend appears to be primarily due to relatively poor recruitments, as the fishing intensity remained below relative SPR target rates between 1988 and 2008 (Figure 148). However, both relative SPR and exploitation fraction are estimated to be increasing rapidly over the last four years (Figure 149). Current SPR is estimated to be 104% of the SPR=45% management target (Figure 150).

Unfished female spawning biomass was estimated to be 182,136 mt, but this value is highly uncertain (~95% interval: 124,227-240,045 mt). The management target stock size ($SB_{40\%}$) is therefore 75,854 mt, and the overfished threshold ($SB_{25\%}$) is 45,534 mt. Total and age-4+ biomass at unexploited equilibrium were estimated to be 537,893 and 502,034 mt respectively. Because the steepness parameter is not estimated in this assessment, the uncertainty in equilibrium yields at the following reference points is grossly underestimated. Maximum sustained yield (MSY), conditioned on current fishery selectivity and allocations, was estimated to occur at a spawning stock biomass of 54,163 mt and produce a dead MSY catch (excluding discarded fish that are predicted to have survived) of 10,102 mt (Figure 151). However, the yield at MSY varies almost linearly with the value for steepness. Maximum sustainable yield is estimated to be achieved at an SPR of 41%. This is very close to the yield, 9,677 mt, generated by the SPR (50%) that stabilizes the stock at the $SB_{40\%}$ target. The fishing mortality target/overfishing level (SPR = 45%) results in an intermediate equilibrium yield of 10,021 mt at a spawning biomass of 61,926 mt (34% of the unfished level).

Although the estimated productivity and absolute scale of the stock are very poorly informed by the available data and are therefore highly sensitive to changes in model structure and treatment of data, all sensitivity or alternate models evaluated showed a current declining trend in biomass and increasing trend in fishing mortality.

4. Harvest Projections and Decision Tables

The forecast reported here is based on application of the "40-10" harvest control rule and the $F_{45\%}$ overfishing limit/target (OFL). In addition, a reduction to the OFL of 8.7% was applied representing the application of a P^* of 0.40 and the Category 1 stock proxy uncertainty σ of 0.36 (but without applying an additional buffer for management uncertainty). These values reflect the PFMC decisions made during the November 2011 meeting.

This projection is intended to provide a 'yardstick' with which to gauge the likely trajectory of the stock. Projections assume the ACLs of 6,813 and 6,645 mt are achieved exactly in 2011 and 2012. Catch allocation used for the forecast reflects the average distribution of fishing intensity among fleets (hook-and-line, pot, and commercial) during 2007-2009 and it is also assumed that discarding and retention behavior does not differ from recent years (supplementary analyses provided to the GMT did indicate some sensitivity to these assumptions). A representation of the uncertainty about projected stock sizes is presented in the decision table along with two markedly different alternative catch streams.

Current forecasts predict continued decline of the spawning stock, with a relatively large probability that is stock is below the overfished threshold for several more years before the 2008 cohort fully matures (Table 31). Projected increases beyond 2014 are small and reliant upon expected recruitment levels from the stock-recruitment relationship, despite many recent years of below average recruitment. Forecast values are highly uncertain, and given this uncertainty, and the number of years the stock is projected to remain at low levels, it is quite possible that the stock will be assessed to be below the overfished threshold during the next several cycles. However, additional trawl survey observations may help to better inform the estimate of the 2008 cohort size. The full implications of this uncertainty can be best evaluated in the decision table.

The decision table reports 12-year projections for alternate states of nature (columns) and management options (rows) beginning in 2013. The results of this table are conditioned on the already-specified ACLs for 2011 and 2012 being achieved exactly. It is common to select an "axis of uncertainty" from leading parameters, model structure or historical catch levels, to best bracket the range of possible states of nature. For this assessment, due to the explicit inclusion of uncertainty in natural mortality, survey catchability and scale of the stock-recruit function, asymptotic intervals are very broad. Steepness was evaluated as a possible axis of uncertainty, but even a broad range (from 0.3-0.9) underrepresented the forecast uncertainty relative to that implied by the parameter uncertainty already included. Therefore, the percentiles of the asymptotic distribution are used to describe the relative probabilities among the states of nature. Low and high columns are based on the 12th, and 87.5th percentiles of the distribution about the maximum likelihood estimates for: depletion, relative SPR (in reverse order to match depletion; i.e., larger values implying greater relative fishing intensity are reported first) and spawning biomass from the base-case model. Catch allocation used for the forecast reflects the average distribution of fishing intensity among fleets (hook-and-line, pot, and commercial) during 2007-2009.

The decision table results show that there is a relatively large probability (> 25%) that the stock is already overfished (Table 32). Further, given any status much below the estimated current spawning biomass, the stock is not projected to increase appreciably over the duration of these forecasts, even under harvest alternatives that are much lower than current ACLs. However, if the stock is actually above current estimates, it is projected to increase over all harvest alternatives.

5. Regional Management Considerations

Recent sablefish management has relied upon allocations north and south of an arbitrary line at 36°N. Although this does not likely correspond to any meaningful biological boundary, it has led to an increased interest in the fraction of the coast-wide stock that is present to the south of this line. Since this assessment cannot explicitly estimate this fraction, an analysis of recent NWFSC survey catches north and south of Point Conception (the closest survey stratification line to the management break) was performed in order to aid managers in evaluating relevant decisions. Because the NWFSC survey is estimated to have non-uniform (and quite dome-shaped) selectivity, these results should be interpreted with caution, as they only represent the relative distribution of the sablefish population observed by the survey, not the entire population.

The total biomass over the entire surveyed time-period (2003-2010) has been distributed 16.2% south of Point Conception and 83.8% to the north (Figure 152). Of the biomass observed over just the slope depths (perhaps slightly closer to that available to the fishery), 18.3% has been to the south of Point Conception and 81.7% to the north. Despite a declining trend in survey abundance over the entire coast, the fraction of the stock observed south of Point Conception has actually been increasing slightly, such that over the most recent three years 17.8% of the total survey biomass has been observed south of Point Conception and 19.3% of the biomass found in slope depths.

To provide additional information for the GMT and Council management process, further analysis of the trawl survey biomass estimates was performed. Because the stock assessment is no explicitly spatially structured and both selectivity and catchability for the trawl survey include geographic effects, these results should only be considered as a rough approximation of the sablefish stock. The average (over 2003-2010) area-swept estimates of abundance for the survey stratum extending from 34.5°N to 40.5°N were recalculated using two strata, divided at 36°N. The area-swept estimates were used because the current GLMM software was unable to reliably estimate abundance for the small strata between 34.5°N and 36°N. Over this period, 24.1% of the biomass in the larger 34.5°N to 40.5°N stratum was found to be south of 36°N. This means that on average over the period 2003-2010, 26.4% of the coast-wide sablefish biomass is estimated to have been located south of 36°N. Use of an average ratio for management purposes requires that the relative distribution of sablefish biomass along the coast has not changed appreciably over the period from which the average was created. The four latitudinal strata used to create the GLMM-based index of abundance show that the spatial distribution does appear to have been relatively stable, with no dramatic changes in relative strata distribution (Figure 153).

6. Research Needs

The following research could improve the ability of this assessment to reliably model sablefish population dynamics in the future:

1. Continue the annual NWFSC shelf-slope trawl survey time-series. Future improvements in the precision of estimates of absolute stock size and productivity are reliant upon observing some contrast in stock trend (other than a one-way trip) with an unbroken survey index. Only a longer, more informative survey time-series will provide stock-specific and data-based information on the steepness parameter governing the sablefish stock and recruitment relationship.

2. Investigate aging methods that could prove more precise than current break-and-burn methods. If age data were more accurate, cohorts could be better tracked to older ages and estimates of historical year-class strengths may be improved. Further studies to investigate the potential for bias in aging methods should be conducted; these results will have a strong effect on natural mortality estimates.
3. Evaluate potential causes of residual patterns in the fit to larger cohorts in the age data (particularly the 1999 and 2000 cohorts) and for residual patterns in the fit to the size data.
4. Model results were quite sensitive to changes in the maturity schedule, yet the available information is very outdated, in addition to being variable among sources, years and regions. The routine collection of samples to refine estimates of biological parameters, particularly maturity and fecundity would greatly benefit the reliability of this assessment.
5. Age sampling from the commercial fishery has generally been sparse compared to other groundfish and relative to the importance of this stock to west coast fisheries. Work toward further standardization of state and federal biological sampling programs would make data more informative, by reducing sampling variability. For example, during most of the last 30 years at least one state has collected sexed-length observations, while at least one has not. If an increased fraction of both the catch was available for sampling at-sea, or in-port in a non-dressed form, then more consistent demographic information could result.
6. Continued refinement of the historical landings estimates for Washington, subsequent to the large data entry of historical fish-ticket information currently underway, will likely produce a more accurate time-series of mortality and would complement the completed efforts to reconstruct California and Oregon landings.
7. Given the migratory nature and broad distribution of sablefish along the Pacific Rim, it is important to continue to evaluate the spatial aspects of the assessments, including the northern boundary with Canada, and the connectivity with offshore seamounts. A joint assessment with Canadian and Alaskan scientists could be warranted, following the approach taken by the International Pacific Halibut Commission.
8. Continue to evaluate methods to capture information regarding environmental and ecosystem variability in stock assessments. Further, historical records of particularly large year classes (e.g., 1947 reported by sport fishermen in central California) could be investigated to better inform the historical period.
9. Previous assessments relied upon an independent database for collecting and analyzing biological sampling from the three states. Washington, California and Oregon have now loaded all available data into PacFIN's Biological Data System, where it can be retrieved and analyzed in a consistent and documented format. However, information is still missing from some records, and a small number of samples were unsuitable for analysis due to incomplete or jumbled records. An effort to either repair or remove any unreliable information could improve the speed and accuracy of future analyses.
10. There is uncertainty in the accuracy of the dressed to whole weight conversions used in some situations to estimate fishery landings. Following Oregon's lead, this topic should be investigated, and total landed catch estimates adjusted, according to the best available conversion information.

7. Acknowledgements

This assessment draws heavily on the text and analyses in the 2007 and earlier assessment documents, and has benefited greatly from the efforts of all authors contributing to those analyses. Many people at various state and federal agencies assisted with assembling the data sources included in this assessment. Stacey Miller and John Devore assisted in identifying points of contact and acquiring Pacific council and other documentation. John Devore also compiled much of the historical sablefish management information. Gerry Richter and Joanna Grebel (as GAP and GMT representatives) provided fishery points of contact and information about recent sablefish management. Michael Schirripa provided background material, discussion of modeling experience from previous assessments as well as an updated sea-surface height index. Ian Taylor, Allan Hicks and Andi Stephens generously shared R code for various data processing tasks. Allan Hicks also provided valuable insight into both data and modeling issues; his intuition and experience has substantially improved the quality of this assessment. Chantell Wetzel assisted in assembling information about historical sablefish management, creating this document, and provided cheerful comments during very long days. Jason Jannot provided total mortality estimates from recent years and summarized biological data from the West Coast Observer Program. Beth Horness provided summary statistics from NWFSC trawl surveys. John Wallace provided GLMM modeling of survey time-series of abundance as well as assistance in extracting and processing biological data from various sources. Patrick McDonald provided much of the ageing of commercial and survey samples as well as assistance in interpreting double-read and among lab comparisons of age-reading patterns. Bryan Black and Bill Peterson shared a preliminary index of zooplankton abundance in the California current for evaluation in this assessment. Mark Karnowski, as is always the case, provided extremely rapid updates, investigation of and assistance in interpreting fishery data from the state of Oregon. Greg Lippert, Debra Bacon and Theresa Tsou were very helpful in sharing the results of ongoing historical catch reconstruction efforts in Washington. Tom Jagielo provided a valuable interface with industry, assisting in identifying and investigating ongoing sources of uncertainty in this assessment as well as helping to identify fishermen willing to answer and ask questions during the assessment process. I thank the many fishermen who called, wrote e-mails and approached me in person for their willingness to answer questions regarding the history of the sablefish fishery and management, as well as contribute valuable insight based on their extensive collective experience. Craig Good and Aaron Longson provided me with the highly educational opportunity to observe the fixed-gear fishery operation, port sampling and the daily activity in Port Orford, Oregon, first-hand. Richard Methot provided ongoing programming support and technical guidance in the use of Stock Synthesis. Ian Taylor has continued to improve the R code for plotting and diagnostics of Stock Synthesis models (http://code.google.com/p/r4ss/) with which diagnosis and reporting of a vast number of alternate model runs was possible. Comments and suggestions from Jim Hastie substantially improved the quality of the document. We thank the members of the STAR panel: Vidar Wespestad, Kevin Stokes, Sven Kupschus, David Sampson, John Devore, Joanna Grebel and Gerry Richter for their productive and thoughtful review.

8. References

Brodziak, J. 1997. Standardized catch rates for the deep-water complex. Division Research Report. NMFS, Northwest Fisheries Science Center, Fishery Resource Analysis and Monitoring Division, Hatfield Marine Science Center, Newport, Oregon. 49 p.

Browning, R. J. 1980. Fisheries of the North Pacific: history, species, gear, & processes. Alaska Northwest Publishing Company, Anchorage, Alaska. 423 p.

Crone, P. R., R. D. Methot, R. J. Conser, R. R. Lauth, and M. E. Wilkins. 1997. Status of the sablefish resource off the U.S. Pacific coast in 1997. In Pacific Fishery Management Council 1997. Appendix: Status of the Pacific coast groundfish fishery through 1997 and recommended acceptable biological catches for 1998: Stock assessment and fishery evaluation. Pacific Fishery Management Council, Portland, Oregon.

Davis, M. W., B. L. Olla, and C. B. Schreck. 2001. Stress induced by hooking, net towing, elevated sea water temperature and air in sablefish: lack of concordance between mortality and physiological measures of stress. Journal of Fish Biology **58**:1-15.

Eschmeyer, W. N. and E. S. Herald. 1983. A field guide to Pacific coast fishes North America. Houghton Mifflin Co., Boston, MA.

Francis, R. C. 1984. Status of the sablefish resource of the U.S. west coast and recommendations for management in 1985. Appendix 3 in Pacific Fishery Management Council. Status of Pacific coast groundfish fishery and recommendations for management in 1985. Pacific Fishery Management Council, Portland, Oregon.

Francis, R. C. 1985. Status of the sablefish resource of the U.S. west coast and recommendations for management in 1986. Appendix 2 in Pacific Fishery Management Council. Status of Pacific coast groundfish fishery and recommendations for management in 1986. Pacific Fishery Management Council, Portland, Oregon.

Fujioka, J. T., F. R. Shaw, G. A. McFarlane, T. Sasaki, and B. E. Bracken. 1988. Description and summary of the Canadian, Japanese and U.S. joint data base of sablefish tag releases and recoveries during 1977-1983. U.S. Department of Commerce, NOAA Technical Memorandum NMFS F/NWC-137. 34 p.

Fujiwara, S. and D. G. Hankin. 1988. Sex ratio, spawning period, and size and age at maturity of sablefish *Anoplopoma fimbria* off northern California. Nippon Suisan Gakkaishi **54**:1333-1338.

Haist, V., A. R. Kronlund, and M. R. Wyeth. 2005. Sablefish (*Anoplopoma fimbria*) in British Columbia, Canada: stock assessment update for 2004 and advice to managers for 2005. Canadian Science Advisory Secretariat. Research Document 2005/031. 16 p. + Appendices.

Hanselman, D. H., C. R. Lunsford, and C. J. Rodgveller. 2010. Chapter 3: Assessment of Sablefish stock in Alaska. NPFMC Bering Sea, Aleutian Islands and Gulf of Alaska SAFE. Pages 329-468.

Hart, J. L. 1973. Pacific Fishes of Canada, Fisheries Research Board of Canada, Bulletin 180. St. Andrews, N.B., Canada. 740 p.

He, X., M. Mangel, and A. MacCall. 2006. A prior for steepness in stock-recruitment relationships, based on an evolutionary persistence principle. Fishery Bulletin **104**:428-433.

Heifetz, J. and J. T. Fujioka. 1991. Movement dynamics of tagged sablefish in the northeastern Pacific. Fisheries Research **11**:355-374.

Helser, T. E., A. E. Punt, and R. D. Methot. 2004. A generalized linear mixed model analysis of a multi-vessel fishery resource survey. Fisheries Research **70**:251-264.

Hoenig, J. M. 1983. Empirical use of longevity data to estimate mortality rates. Fishery Bulletin **82**:898-903.

Hunter, J. R., B. J. Macewicz, and C. A. Kimbrell. 1989. Fecundity and other aspects of the reproduction of sablefish, *Anoplopoma fimbria*, in central California waters. CalCOFI Reports **30**:61-72.

Karnowski, M., V. V. Gertseva, and A. Stephens. 2011. Historical Reconstruction of Oregon's Commercial Fisheries Landings. In prep.

Kimura, D. K. and J. W. Balsinger. 1985. Bootstrap methods for evaluating sablefish pot index surveys. North American Journal of Fisheries Management **5**:47-56.

Low, L. L., G. K. Tononaka, and H. H. Shippen. 1976. Sablefish of the Northeastern Pacific Ocean and Bering Sea. Processed Report October 1976. Northwest Fisheries Center. 113 p.

Macewicz, B. J. and J. R. Hunter. 1994. Fecundity of sablefish, Anoplopoma fimbria, from Oregon coastal waters. Calif. Coop. Oceanic Fish. Invest. Rep. **35**:160-174.

Maunder, M. N. and G. M. Watters. 2003. A general framework for integrating environmental time series into stock assessment models: model description, simulation testing, and example. Fishery Bulletin **101**:89-99.

McDevitt, S. A. 1987. The status of the sablefish resource in waters off the U.S. west coast. Appendix B in Pacific Fishery Management Council. Status of the Pacific coast groundfish fishery through 1987 and recommended acceptable biological catches for 1988. Pacific Fishery Management Council, Portland, Oregon.

McFarlane, G. A. and R. J. Beamish. 1990. Effect of an external tag on growth of sablefish(Anoplopoma fimbria), and consequences to mortality and age at maturity. Canadian Journal of Fisheries and Aquatic Sciences **47**:1551-1557.

Methot, R. D. 1992. Assessment of the west coast sablefish stock in 1992. Appendix D in Pacific Fishery Management Council. Appendices to the status of the Pacific coast groundfish fishery through 1992 and recommended acceptable biological catches for 1993: Stock assessment and fishery evaluation. Pacific Fishery Management Council, Portland, Oregon.

Methot, R. D. 1994. Assessment of the west coast sablefish stock in 1994. Appendix B *in* Pacific Fishery Management Council. Status of the Pacific coast groundfish fishery through 1994 and recommended acceptable biological catches for 1995: Stock assessment and fishery evaluation. Pacific Fishery Management Council, Portland, Oregon.

Methot, R. D. 1995. Geographical patterns in growth and maturity of female sablefish off the US west coast. . Unpublished manuscript. NOAA, NMFS, NWFSC, FRAM: 42 p.

Methot, R. D. 2009. User manual for Stock Synthesis. Model version 3.03a, May 11, 2009. NOAA-NWFSC, Seattle, WA. 143 p.

Methot, R. D. and J. Hightower. 1988. Status of the Washington-Oregon-California sablefish stock in 1989. Appendix B in Pacific Fishery Management Council. Status of the Pacific coast groundfish fishery through 1988 and recommended acceptable biological catches for 1989. Pacific Fishery Management Council, Portland, Oregon.

Methot, R. D. and J. Hightower. 1989. Status of the Washington-Oregon-California sablefish stock. Status of the Pacific coast groundfish fishery through 1989 and recommended

acceptable biological catches for 1990. Pacific Fishery Management Council, Portland, Oregon.

Methot, R. D. and J. Hightower. 1990. Assessment of the west coast sablefish stock in 1990 and recommendations to management in 1991. Appendix B in Pacific Fishery Management Council. Status of the Pacific coast groundfish fishery through 1990 and recommended acceptable biological catches for 1991: Stock assessment and fishery evaluation. Pacific Fishery Management Council, Portland, Oregon.

Methot, R. D. J. and I. G. Taylor. In Press. Adjusting for bias due to variability in estimated recruitments in fishery assessment models.

Parks, N. B. and S. E. Hughes. 1981. Changes in relative abundance and size composition of sablefish in coastal waters of Washington and Oregon, 1979-80. U.S. Department of Commerce, NOAA Technical Memorandum NMFS F/NWC-8. 25 p.

Parks, N. B. and F. R. Shaw. 1983a. Changes in relative abundance and size composition of sablefish (*Anoplopoma fimbria*) in coastal waters of California, 1980-1982. U.S. Department of Commerce, NOAA Technical Memorandum NMFS F/NWC-51. 16 p.

Parks, N. B. and F. R. Shaw. 1983b. Changes in relative abundance and size compostion of sablefish in coastal waters off Washington and Oregon, 1979-81 and California, 1980-82. Proceedings of the International Sablefish Symposium, March 29-31, 1983, Anchorage, Alaska.

Parks, N. B. and F. R. Shaw. 1985. Abundance and size composition of sablefish (*Anoplopoma fimbria*) in the coastal waters of California and Oregon in 1984. U.S. Department of Commerce, National Marine Fisheries Service, NWAFC Processed Report 85-16. 21 p.

Parks, N. B. and F. R. Shaw. 1987. Changes in relative abundance and size composition of sablefish in coastal waters of Washington and Oregon, 1979-1985. US Department of Commerce. NOAA Technical Memorandum NMFS F/NWC-124. 41 p.

Parks, N. B. and F. R. Shaw. 1988. Abundance and Size Composition of Sablefish (Anoplopoma Fimbria) in the Coastal Waters of California and Southern Oregon, 1984-86. National Oceanic and Atmospheric Administration, National Marine Fisheries Service, Northwest and Alaska Fisheries Center, Resource Assessment and Conservation Engineering Division.

Parks, N. B. and F. R. Shaw. 1989. Relative abundance and size composition of sablefish (*Anoplopoma fimbria*) in the coastal waters of California and southern Oregon, 1984-1988. U.S. Department of Commerce, NOAA Technical Memorandum NMFS F/NWC-167. 32 p.

Pauly, D. 1980. On the interrelationships between natural mortality, growth parameters, and mean environmental temperature in 175 fish stocks. Journal du conseil / Conseil international pour l'exploration de la mer **39**:175-192.

Pikitch, E. K., D. L. Erickson, and J. R. Wallace. 1988. An evaluation of the effectiveness of trip limits as a management tool. U.S. Department of Commerce, National Marine Fisheries Service, NWAFC Processed Report 88-27.

Punt, A. E., D. C. Smith, K. KrusicGolub, and S. Robertson. 2008. Quantifying age-reading error for use in fisheries stock assessments, with application to species in Australia's southern and eastern scalefish and shark fishery. Canadian Journal of Fisheries and Aquatic Sciences **65**:1991-2005.

Ralston, S., D. Pearson, J. C. Field, and M. Key. Draft Tech. Memo. Documentation of the California catch reconstruction project. April 20, 2009. SWFSC. 131 p.

Sampson, D. B. 2002. Analysis of data from the at-sea data collection project. Oregon State University.

Sampson, D. B., W. Barss, M. Saelens, and C. Wood. 1997. The bycatch of sablefish, *Anoplopoma fimbria*, in the Oregon whiting fishery. Pages 183-194. *In* Biology and management of sablefish, *Anoplopoma fimbria*. Papers from the international Symposium on the biology and management of sablefish. Seattle, Washington, 1993. NOAA Tech. Rep. NMFS 130.

Schirripa, M. J. 2002. Status of the sablefish resource off the continental U.S. Pacific coast in 2002. . Appendix B in Pacific Fishery Management Council. Status of the Pacific coast groundfish fishery through 2002 and recommended acceptable biological catches for 2003. Pacific Fishery Management Council, Portland, Oregon.

Schirripa, M. J. 2007. Status of the Sablefish Resource off the Continental U.S. Pacific Coast in 2007. Pacific Fishery Management Council. Portland, Oregon. 117 p.

Schirripa, M. J. and J. J. Colbert. 2005. Status of the sablefish resource off the continental U.S. Pacific coasts in 2005. Appendix B in Pacific Fishery Management Council. Status of the Pacific coast groundfish fishery through 2005 and recommended acceptable biological catches for 2007. Pacific Fishery Management Council, Portland, Oregon. 161 p.

Schirripa, M. J. and J. J. Colbert. 2006. Interannual changes in sablefish (*Anoplopoma fimbria*) recruitment in relation to oceanographic conditions within the California Current System. Fisheries Oceanography **15**:25-36.

Schirripa, M. J., C. P. Goodyear, and R. D. Methot. 2009. Testing different methods of incorporating climate data into the assessment of US West Coast sablefish. ICES Journal of Marine Science **66**:1605-1613.

Schirripa, M. J. and R. D. Methot. 2001. Status of the sablefish resource off the U.S. Pacific coast in 2001. Appendix B in Pacific Fishery Management Council. Status of the Pacific coast groundfish fishery through 2001 and recommended acceptable biological catches for 2002. Pacific Fishery Management Council, Portland, Oregon.

Sette, O. E. and R. H. Fiedler. 1928. Fishery Industries of the United States. U.S. Bureau of Fisheries.

Shaw, F. R. and N. B. Parks. 1997. Movement patterns of tagged sablefish, *Anoplopoma Fimbria*, recovered on seamounts in the Northeast Pacific Ocean and Gulf of Alaska. Pages 151-158 *In* Biology and management of sablefish, *Anoplopoma fimbria*. Papers from the international Symposium on the biology and management of sablefish. Seattle, Washington, 1993. NOAA Tech. Rep. NMFS 130.

Van Houten Lynde, M. 1986. The historical annotated landings (HAL) database: documentation of annual harvest of groundfish from the northeast Pacific and eastern Bering Sea from 1956 to 1980. NOAA Technical Memorandum NMFS **F/NWC-103**:197 p.

Weinberg, K. L., M. E. Wilkins, F. R. Shaw, and M. Zimmermann. 2002. The 2001 Pacific west coast bottom trawl survey of groundfish resources: estimates of distribution, abundance, and length and age composition. U. S. Dep. Commer., NOAA Tech. Memo. NMFS-AFSC-128. 140 p. + Appendices.

Zimmermann, M., M. E. Wilkins, K. L. Weinberg, R. R. Lauth, and F. R. Shaw. 2001. Retrospective analysis of suspiciously small catches in the National Marine Fisheries Service west coast triennial bottom trawl survey. NOAA Proc. Rep. 2001-03.

Zimmermann, M., M. E. Wilkins, K. L. Weinberg, R. R. Lauth, and F. R. Shaw. 2003. Influence of improved performance monitoring on the consistency of a bottom trawl survey. ICES Journal of Marine Science **60**:818-826.

9. Tables

Table 1. Total landings (mt) of sablefish by fleet used in the assessment model. Foreign landings are included in totals. See text for description of sources.

Year	Hook-and-Line	Pot	Trawl	Year	Hook-and-Line	Pot	Trawl	Year	Hook-and-Line	Pot	Trawl
1900	50	0	0	1947	1,451	0	436	1994	2,379	1,371	3,829
1901	76	0	1	1948	1,667	0	782	1995	2,996	1,067	3,852
1902	103	0	3	1949	1,461	0	711	1996	3,363	751	4,203
1903	129	0	4	1950	1,190	0	808	1997	3,587	584	3,771
1904	156	0	6	1951	1,711	0	1,567	1998	1,761	442	2,170
1905	138	0	7	1952	1,073	0	901	1999	2,713	738	3,170
1906	121	0	8	1953	952	0	672	2000	2,714	853	2,689
1907	103	0	10	1954	1,317	0	975	2001	2,362	673	2,596
1908	86	0	11	1955	1,297	0	880	2002	1,749	472	1,568
1909	129	0	12	1956	973	0	2,425	2003	2,283	799	2,213
1910	173	0	14	1957	1,605	0	936	2004	2,515	816	2,411
1911	216	0	15	1958	767	0	752	2005	2,807	997	2,399
1912	260	0	16	1959	1,242	0	960	2006	2,604	1,053	2,537
1913	303	0	18	1960	1,686	0	1,185	2007	2,060	688	2,489
1914	347	0	19	1961	1,061	0	742	2008	2,301	675	2,892
1915	390	0	20	1962	1,015	0	1,607	2009	3,272	864	3,061
1916	1,309	0	42	1963	954	0	850	2010	3,380	898	2,540
1917	1,855	0	318	1964	1,014	0	1,025				
1918	2,941	0	204	1965	913	0	1,012				
1919	1,117	0	168	1966	742	0	1,121				
1920	628	0	324	1967	2,458	0	1,812				
1921	997	0	416	1968	1,421	0	1,308				
1922	508	0	194	1969	3,406	0	2,068				
1923	1,344	0	294	1970	1,653	114	2,837				
1924	1,258	0	434	1971	1,228	181	2,475				
1925	1,519	0	384	1972	2,810	273	3,534				
1926	1,272	0	227	1973	945	453	4,273				
1927	1,610	0	466	1974	1,948	3,180	3,463				
1928	1,213	0	560	1975	1,593	8,747	3,949				
1929	1,233	0	710	1976	1,185	19,308	3,879				
1930	1,564	0	657	1977	1,522	3,731	3,480				
1931	763	0	449	1978	1,868	5,859	4,526				
1932	928	0	461	1979	4,535	12,269	7,105				
1933	865	0	499	1980	1,596	2,987	4,469				
1934	1,370	0	665	1981	1,981	3,914	5,524				
1935	1,714	0	897	1982	1,789	6,574	10,264				
1936	1,553	0	327	1983	1,181	6,045	7,426				
1937	1,579	0	232	1984	1,066	4,500	8,449				
1938	1,418	0	243	1985	2,909	3,950	7,273				
1939	1,757	0	258	1986	3,546	2,986	6,618				
1940	1,187	0	216	1987	3,946	2,082	6,574				
1941	1,251	0	272	1988	3,070	2,146	5,528				
1942	1,888	0	775	1989	2,438	2,074	5,772				
1943	1,613	0	1,747	1990	2,213	1,679	5,173				
1944	1,412	0	2,224	1991	3,458	1,068	4,975				
1945	1,638	0	2,390	1992	3,103	802	5,456				
1946	2,431	0	1,308	1993	2,334	848	4,964				

Table 2. Summary of key events in the sablefish fishery and management history. See Appendix A for a more complete summary of management actions since 1982.

Year	Source
1942-1946	Market demands likely increase retention of previously unmarketable sablefish.
1955	First minimum size limit (26-inches, OR and WA only, later removed).
1982	First trip limits imposed on the trawl fishery.
1983	22-inch minimum size limit north of Point Conception (allowance for some smaller fish).
1990-1993	Increasingly shorter fixed-gear seasons.
1997-1999	Sequential reductions in landings limits begin.
2003	Rockfish conservation areas close large portions of the shelf to trawling and fixed-gear fleets.

Table 3. Recent trend in sablefish landings and estimated total dead catch (mt) relative to OFL (ABCs at the time) and ACLs (OYs at the time).

Year	OFL (mt)[1]	ACL (mt)[1]	Landings (mt)	Estimated dead catch (mt)[2]
2001	8,086	7,107	5,631	6,351
2002	4,977	4,596	3,789	4,194
2003	8,650	6,794	5,296	5,715
2004	8,487	7,786	5,742	6,141
2005	8,471	7,761	6,203	6,587
2006	8,175	7,634	6,194	6,558
2007	6,210	5,934	5,237	5,544
2008	6,058	5,934	5,868	6,237
2009	9,914	8,423	7,198	7,756
2010	9,217	7,729	6,818	7,344

[1]Includes both the southern and northern management areas where separate values were applied.
[2]Includes discards estimated within the stock assessment and therefore may differ from total mortality reports used by management.

Table 4. Summary of data used to produce NWFSC shelf-slope bottom trawl survey biomass index, length- and age-composition data.

Year	Number of hauls	Number of positive hauls	Number of hauls with lengths	Number of lengths	Number of hauls with ages	Number of fish aged
2003	530	420	418	5,770	381	1,385
2004	456	332	328	4,511	278	1,086
2005	618	447	445	5,567	415	1,575
2006	620	398	397	4,832	369	1,363
2007	663	429	421	4,461	395	1,254
2008	656	420	420	3,973	368	1,191
2009	662	418	418	3,686	382	1,179
2010	691	456	455	4,172	419	1,256

Table 5. Summary of data used to produce NWFSC slope bottom trawl survey biomass index, length- and age-composition data.

Year	Number of hauls	Number of positive hauls	Number of hauls with lengths	Number of lengths	Number of hauls with ages	Number of fish aged
1998	299	252	196	1,672	115	648
1999	322	293	293	3,032	127	475
2000	321	296	294	3,173	150	737
2001	328	303	298	2,863	135	596
2002	362	378	341	3,794	179	1,490

Table 6. Summary of data used to produce AFSC slope bottom trawl survey biomass index, length- and age-composition data.

Year	Number of hauls	Number of positive hauls	Number of hauls with lengths	Number of lengths	Number of hauls with ages	Number of fish aged
1997	180	174	173	5,182	153	1,485
1999	199	193	193	3,619	157	472
2000	207	206	206	4,740	198	1,622
2001	207	206	206	4,674	124	472

Table 7. Summary of data used to produce AFSC triennial bottom trawl survey biomass index, length- and age-composition data.

Year	Number of hauls	Number of positive hauls	Number of hauls with lengths	Number of lengths	Number of hauls with ages	Number of fish aged
1980	332	209	16	1,944	0	0
1983	513	357	205	5,767	20	914
1986	484	372	104	4,896	1	68
1989	447	321	290	5,183	21	475
1992	445	307	222	6,919	43	536
1995	479	364	334	7,673	75	340
1998	511	298	267	7,442	79	432
2001	497	397	369	12,790	121	434
2004	382	297	296	8,753	233	477

Table 8. Summary of fixed biological parameters estimated externally and used as input for this stock assessment.

Quantity	Value	Source
Female weight-length coefficient (*a*)	0.0000034487	All available data pooled from fishery and survey sources.
Female weight-length exponent (*b*)	3.266810	
Male weight-length coefficient (*a*)	0.0000036724	
Male weight-length exponent (*b*)	3.250904	
Female length at 50% maturity	58.00	Various published studies (see text).
Female maturity logistic slope	-0.13	
Fecundity eggs/kilogram intercept	1.0	Various published studies (see text).
Fecundity slope	0.0	

DRAFT

Table 9. Summary of fishery sampling (trips) used to create commercial fishery length- and age-frequency distributions for the assessment model. Years with three or fewer trips were removed as they were extremely noisy. At-sea sampling of retained catch by observers is included with port samples. Observer data from the 2010 fishing season was not available in time for this assessment.

	Lengths (from retained catch)			Ages (from retained catch)			Discarded lengths (from discarded catch)		
Year	Hook-and-line	Pot	Trawl	Hook-and-line	Pot	Trawl	Hook-and-line	Pot	Trawl
1978	0	0	10	0	0	0	0	0	0
1979	0	6	5	0	0	0	0	0	0
1980	0	7	42	0	0	0	0	0	0
1981	0	0	31	0	0	0	0	0	0
1982	0	0	0	0	0	0	0	0	0
1983	0	15	11	0	0	0	0	0	0
1984	0	0	0	0	0	0	0	0	0
1985	0	4	25	0	0	0	0	0	0
1986	47	32	185	26	19	153	0	0	0
1987	82	35	172	71	31	148	0	0	0
1988	33	15	122	23	6	93	0	0	0
1989	23	59	153	7	25	84	0	0	0
1990	39	33	171	9	10	89	0	0	0
1991	57	27	168	10	14	45	0	0	0
1992	21	0	18	0	0	14	0	0	0
1993	204	33	183	0	6	34	0	0	0
1994	175	16	157	4	4	30	0	0	0
1995	134	43	143	11	7	26	0	0	0
1996	93	22	119	24	17	45	0	0	0
1997	161	36	144	47	29	84	0	0	0
1998	129	21	130	15	0	26	0	0	0
1999	187	26	158	39	15	32	0	0	0
2000	198	33	150	28	16	69	0	0	0
2001	140	17	145	49	14	75	0	0	0
2002	110	17	141	25	11	28	0	0	0
2003	145	21	156	15	10	26	0	0	0
2004	98	25	128	11	6	35	0	0	4
2005	175	20	150	30	7	39	0	0	4
2006	240	41	173	29	4	77	37	33	189
2007	180	37	179	77	9	67	74	48	165
2008	302	65	156	6	0	8	14	8	54
2009	310	92	121	42	16	35	55	43	294
2010	309	81	121	44	11	36	NA	NA	NA

DRAFT

Table 10. Description of model parameters in the base-case assessment model.

Parameter	Number estimated	Bounds (low, high)	Prior (Mean, SD)
Natural mortality (*M*, female)	1	(0.01,0.11)	Log(Normal) (-2.1791, 0.3384)
Natural mortality (*M*, male)	1	(0.01,0.11)	Log(Normal) (-2.0565,0.3375)
Stock and recruitment			
Ln(R_0)	1	(8,12)	Uniform
Steepness (*h*)	-	NA	Fixed at 0.6
Recruitment SD (σ_r)	-	NA	Iterated to 1.15
Initial age deviations (ages 1-49 at age-0)	49	(-4,4)	Normal (0,σ_r)
Time-series recruitment deviations (1900-2010)	111	(-4,4)	Normal (0,σ_r)
Forecast recruitment deviations (2011-2022)	12	(-4,4)	Normal (0,σ_r)
Survey catchability and variability			
Surveys:			
Ln(*Q*) – NWFSC shelf-slope, slope, AFSC slope	-	Analytic solutions	
Ln(*Q*) – AFSC shelf (1980-1992)	1	(-3,0.5)	Uniform
Ln(*Q*) – AFSC shelf offset (1995-2004) to early	1	(-2,3)	Uniform
Extra additive SD for survey index	4	(0.001,1.3)	Uniform
Selectivity, retention, and discard mortality			
Survey selectivity (double-normal) (See text for detailed description)	13	Variable	Variable
Fishery selectivity (cubic spline) (See text for detailed description)	28	Variable	Variable
Fishery retention inflections	3	25-60	Uniform
Hook-and-line retention slope	-	NA	Fixed at 1.0
Pot and trawl retention slope	2	(1,20)	Uniform
Hook-and-line and trawl retention asymptote	2	0.6,1.0	Uniform
Pot retention asymptote	-	NA	Fixed at 1.0
Historical differences in retention parameters (See text for detailed description)	-	NA	Fixed
Hook-and-line and pot discard mortality	-	NA	Fixed at 20%
Trawl discard mortality	-	NA	Fixed at 50%
Fishery size at first survival	-	NA	Fixed at 28 cm
Individual growth			
Females:			
Length at age 0.5	1	(22,30)	Uniform
Length at age 30	1	(60,70)	Uniform
von Bertalanffy *K*	1	(0.15,0.35)	Uniform
CV of length at age 1	1	(0.03,0.15)	Uniform
CV of length at age 30	1	(0.03,0.15)	Uniform
Males:			
Length at age 1 offset to females	-	NA	Fixed at 0.0
Length at age 30	1	(50,60)	Uniform
von Bertalanffy *K*	1	(0.2,0.45)	Uniform
CV of length at age 0.5	1	NA	Fixed at 0.0
CV of length at age 30	1	(0.03,0.15)	Uniform
Total: 12 mortality, growth, and S-R, 54 survey and fishery dynamics, 172 recruitment deviations			

DRAFT

Table 11. Input and effective sample sizes resulting from tuning the composition data in the base model.

Type of data	Fleet	Input adjustment	Average input after adjustment	Harmonic mean effective N
Fishery independent:				
Length	NWFSC shelf-slope	0.68	281	299
	NWFSC slope	1	284	380
	AFSC slope	1	195	245
	AFSC shelf	0.18	42	43
Age	NWFSC shelf-slope	0.17	4	4
	NWFSC slope	0.22	3	3
	AFSC slope	0.01	1	1
	AFSC shelf	0.24	2	2
Fishery dependent:				
Length	Hook-and-line	0.25	33	33
	Pot	1	32	54
	Trawl	0.19	23	24
Age	Hook-and-line	0.85	24	27
	Pot	1	13	23
	Trawl	1	56	85

DRAFT

Table 12. Adjusted mean input standard errors and root-mean-squared error (RMSE) of fits to discard and mean body weight data resulting from tuning the base model.

Fleet	SD adjustment	Mean input SD log(value) after adjustment	RMSE
Discard ratio:			
Hook-and-line	+0.02	0.05	0.05
Pot	+0.03	0.05	0.05
Trawl	+0.10	0.13	0.12
Mean body weight:			
Hook-and-line	+0.66	0.78	0.78
Pot	+0.76	0.90	0.90
Trawl	+0.16	0.18	0.18

DRAFT

Table 13. Sablefish stock-recruitment, mortality and growth parameter estimates and ~95% interval from the base-case model.

Parameter	Value	~95%interval
Equilibrium recruitment (R_0)	10.01	9.58-10.44
Females:		
Natural mortality (*M*)	0.080	0.068-0.092
Length at age 0.5 (cm)	25.8	25.5-26.2
Length at age 30 (cm)	64.0	63.4-64.5
von Bertalanffy *K*	0.335	0.321-0.348
CV of length at age 0.5	0.081	0.075-0.087
CV of length at age 30	0.121	0.116-0.126
Males:		
Natural mortality (*M*)	0.065	0.056-0.074
Length at age 0.5 (cm)	Equal to female	NA
Length at age 30 (cm)	56.2	55.9-56.4
von Bertalanffy *K*	0.419	0.404-0.434
CV of length at age 1	Equal to female	NA
CV of length at age 70	0.078	0.075-0.081

DRAFT

Table 14. Estimated values and ~95% intervals for other model parameters in the base-case model (excluding recruitment deviations).

Parameter	Estimate	Lower 95%	Upper 95%
Q_extraSD_5_AKSHLF	0.380	0.164	0.596
Q_extraSD_6_AKSLP	0.070	-0.040	0.179
Q_extraSD_7_NWSLP	0.102	-0.006	0.210
Q_extraSD_8_NWCBO	0.036	-0.018	0.089
Q_base_5_AKSHLF	-1.323	-1.960	-0.686
Q_walk_5y_1995	0.807	0.187	1.428
Retain_1P_1_HKL	34.256	32.580	35.933
Retain_1P_3_HKL	0.863	0.835	0.892
Retain_2P_1_POT	52.022	50.790	53.255
Retain_2P_2_POT	5.063	4.212	5.914
Retain_3P_1_TWL	45.513	43.747	47.279
Retain_3P_2_TWL	3.125	2.585	3.664
Retain_3P_3_TWL	0.911	0.866	0.956
AgeSpline_GradLo_HKL_1	0.530	0.282	0.777
AgeSpline_GradHi_HKL_1	-0.751	-1.002	-0.500
AgeSpline_Val_1_HKL_1	-0.691	-1.054	-0.328
AgeSpline_Val_3_HKL_1	0.348	-0.143	0.839
AgeSpline_Val_4_HKL_1	-0.962	-1.520	-0.404
AgeSel_1MaleatDogleg_HKL	-1.199	-1.442	-0.956
AgeSel_1MaleatMaxage_HKL	-1.226	-2.095	-0.356
AgeSpline_GradLo_POT_2	0.691	0.406	0.976
AgeSpline_GradHi_POT_2	-0.346	-0.621	-0.070
AgeSpline_Val_1_POT_2	-1.859	-2.562	-1.157
AgeSpline_Val_2_POT_2	-0.305	-1.045	0.435
AgeSpline_Val_4_POT_2	0.069	-0.923	1.061
AgeSel_2MaleatDogleg_POT	-1.055	-1.376	-0.733
AgeSel_2MaleatMaxage_POT	-1.501	-2.392	-0.610
AgeSpline_GradLo_TWL_3	0.433	0.002	0.864
AgeSpline_GradHi_TWL_3	-0.299	-0.469	-0.129
AgeSpline_Val_1_TWL_3	-0.072	-0.601	0.457
AgeSpline_Val_2_TWL_3	-0.084	-0.553	0.384
AgeSpline_Val_4_TWL_3	-0.167	-0.668	0.335
AgeSpline_Val_5_TWL_3	-1.072	-1.344	-0.800
AgeSel_3MaleatDogleg_TWL	-0.015	-0.175	0.146
AgeSel_3MaleatMaxage_TWL	-0.072	-0.507	0.364
AgeSel_5P_4_AKSHLF	1.773	1.459	2.087
AgeSel_5P_5_AKSHLF	-3.615	-4.761	-2.469
AgeSel_6P_1_AKSLP	2.726	2.403	3.050
AgeSel_6P_4_AKSLP	0.705	-1.512	2.922
AgeSel_6P_5_AKSLP	-1.075	-1.564	-0.587
AgeSel_6P_6_AKSLP	-0.849	-1.361	-0.337
AgeSel_7P_3_NWSLP	0.982	0.650	1.314
AgeSel_7P_4_NWSLP	0.599	-1.432	2.631
AgeSel_7P_5_NWSLP	-3.554	-4.473	-2.634

DRAFT

Table 14. Continued. Estimated values and ~95% intervals for other model parameters in the base-case model (excluding recruitment deviations).

Parameter	Estimate	Lower 95%	Upper 95%
AgeSel_7P_6_NWSLP	0.112	-0.435	0.659
AgeSel_8P_4_NWCBO	2.994	2.541	3.448
AgeSel_8P_5_NWCBO	-0.845	-1.301	-0.388
AgeSel_8P_6_NWCBO	-0.936	-1.319	-0.554
AgeSpline_Val_3_HKL_1_BLK4repl_1900	-0.377	-0.920	0.165
AgeSpline_Val_4_HKL_1_BLK4repl_1900	-0.432	-0.835	-0.030
AgeSpline_Val_2_POT_2_BLK4repl_1900	0.333	-0.316	0.983
AgeSpline_Val_4_POT_2_BLK4repl_1900	0.045	-0.695	0.784
AgeSpline_Val_2_TWL_3_BLK4repl_1900	0.224	-0.085	0.533
AgeSpline_Val_4_TWL_3_BLK4repl_1900	-0.895	-1.274	-0.515

DRAFT

Table 15. Time-series of population estimates from the base-case model.

Year	Total biomass (mt)	Age-4+ biomass (mt)	Spawning Biomass (mt)	~95% interval	Age-0 Recruits (1000s)	~95% interval
1900	527,154	492,765	178,804	89,932-267,676	21,166	3,691-121,386
1901	526,350	492,063	178,544	89,814-267,274	21,104	3,685-120,881
1902	525,466	491,302	178,259	89,679-266,839	21,039	3,678-120,352
1903	524,500	490,483	177,943	89,421-266,465	20,969	3,671-119,786
1904	523,455	489,545	177,595	89,059-266,131	20,896	3,663-119,198
1905	522,334	488,536	177,215	88,610-265,820	20,820	3,655-118,580
1906	521,184	487,502	176,826	88,127-265,525	20,736	3,647-117,917
1907	520,004	486,444	176,428	87,634-265,222	20,656	3,638-117,269
1908	518,796	485,362	176,024	87,152-264,896	20,567	3,629-116,563
1909	517,557	484,256	175,613	86,691-264,535	20,481	3,620-115,870
1910	516,226	483,063	175,166	86,225-264,107	20,382	3,609-115,093
1911	514,798	481,783	174,683	85,758-263,608	20,288	3,600-114,339
1912	513,275	480,411	174,163	85,288-263,038	20,182	3,588-113,512
1913	511,653	478,951	173,604	84,812-262,396	20,081	3,578-112,711
1914	509,933	477,395	173,008	84,332-261,684	19,971	3,566-111,852
1915	508,115	475,751	172,373	83,844-260,902	19,860	3,554-110,982
1916	506,201	474,011	171,700	83,348-260,052	19,737	3,540-110,039
1917	503,286	471,327	170,578	82,429-258,727	19,603	3,525-109,023
1918	499,466	467,782	169,081	81,157-257,005	19,456	3,507-107,934
1919	494,632	463,240	167,093	79,417-254,769	19,299	3,488-106,790
1920	491,655	460,428	165,937	78,538-253,336	19,155	3,471-105,710
1921	489,005	457,976	164,969	77,880-252,058	19,011	3,454-104,623
1922	485,873	455,100	163,817	77,065-250,569	18,857	3,436-103,476
1923	483,450	452,878	162,970	76,581-249,359	18,705	3,419-102,333
1924	480,052	449,754	161,713	75,708-247,718	18,541	3,399-101,120
1925	476,546	446,522	160,438	74,836-246,040	18,375	3,380-99,901
1926	472,791	443,048	159,048	73,870-244,226	18,201	3,359-98,629
1927	469,419	439,920	157,815	73,084-242,546	18,030	3,338-97,375
1928	465,418	436,221	156,341	72,078-240,604	17,844	3,315-96,041
1929	461,674	432,766	155,008	71,236-238,780	17,658	3,293-94,690
1930	457,704	429,115	153,607	70,349-236,865	17,465	3,269-93,308
1931	453,412	425,147	152,059	69,338-234,780	17,269	3,245-91,907
1932	450,114	422,099	150,938	68,778-233,098	17,080	3,222-90,546
1933	446,605	418,879	149,740	68,168-231,312	16,881	3,197-89,127
1934	443,073	415,649	148,554	67,594-229,514	16,675	3,172-87,666
1935	438,792	411,731	147,066	66,739-227,393	16,459	3,144-86,160
1936	433,842	407,178	145,316	65,642-224,990	16,233	3,115-84,597
1937	429,607	403,244	143,804	64,808-222,800	16,014	3,087-83,074
1938	425,412	399,360	142,302	64,010-220,594	15,795	3,059-81,567
1939	421,328	395,595	140,867	63,306-218,428	15,583	3,031-80,110
1940	416,841	391,471	139,264	62,458-216,070	15,386	3,006-78,761
1941	412,930	387,876	137,927	61,902-213,952	15,214	2,984-77,580
1942	408,861	384,127	136,535	61,315-211,755	15,053	2,963-76,483
1943	403,620	379,303	134,697	60,304-209,090	14,883	2,939-75,368
1944	397,607	373,771	132,653	59,106-206,200	14,703	2,912-74,222
1945	391,248	367,855	130,507	57,821-203,193	14,530	2,886-73,141
1946	384,463	361,466	128,162	56,352-199,972	14,383	2,863-72,253
1947	378,025	355,226	125,753	54,832-196,674	14,299	2,848-71,792
1948	373,593	350,760	124,062	54,042-194,082	14,302	2,846-71,878
1949	368,810	346,034	122,236	53,123-191,349	14,369	2,851-72,416
1950	364,570	341,812	120,608	52,393-188,823	14,525	2,868-73,570
1951	360,805	337,975	119,162	51,820-186,504	14,803	2,900-75,570
1952	356,052	333,137	117,320	50,805-183,835	15,203	2,945-78,480
1953	353,120	329,785	116,085	50,337-181,833	15,803	3,015-82,828
1954	351,184	327,195	115,129	50,067-180,191	16,638	3,111-88,985
1955	349,342	324,499	114,095	49,602-178,588	17,705	3,226-97,153

DRAFT

Table 15. continued. Time-series of population estimates from the base-case model.

Year	Total biomass (mt)	Age-4+ biomass (mt)	Spawning Biomass (mt)	~95% interval	Age-0 Recruits (1000s)	~95% interval
1956	348,603	322,565	113,324	49,246-177,402	19,065	3,365-108,016
1957	347,684	320,282	112,465	48,597-176,333	20,720	3,518-122,027
1958	349,225	319,766	112,142	48,236-176,048	22,698	3,680-139,996
1959	353,663	321,592	112,702	48,458-176,946	24,994	3,840-162,693
1960	359,559	324,444	113,564	48,610-178,518	27,488	3,976-190,024
1961	367,167	328,681	114,826	48,722-180,930	30,060	4,082-221,384
1962	378,547	336,142	117,268	49,543-184,993	32,625	4,171-255,171
1963	391,772	345,432	120,342	50,511-190,173	35,245	4,291-289,481
1964	408,730	358,164	124,625	52,265-196,985	37,854	4,490-319,165
1965	428,270	373,556	129,830	54,664-204,996	27,086	3,389-216,451
1966	447,195	391,727	136,099	58,244-213,954	27,796	3,448-224,097
1967	464,582	412,677	143,409	63,933-222,885	28,753	3,486-237,184
1968	477,609	433,768	149,289	67,491-231,087	34,069	3,469-334,594
1969	491,881	445,528	155,109	70,745-239,473	42,019	3,583-492,791
1970	505,429	453,594	159,117	72,092-246,142	37,078	3,611-380,698
1971	520,801	461,937	163,461	73,803-253,119	29,950	3,832-234,047
1972	535,698	475,143	168,902	78,107-259,697	21,977	3,546-136,195
1973	543,682	493,134	173,542	81,709-265,375	21,673	3,705-126,791
1974	548,053	507,468	178,043	85,507-270,579	19,278	3,465-107,257
1975	544,955	511,411	179,436	86,769-272,103	33,453	5,105-219,201
1976	536,033	500,678	176,479	84,256-268,702	54,464	14,636-202,679
1977	523,160	477,991	166,863	75,553-258,173	14,631	2,948-72,615
1978	523,701	467,910	165,216	75,138-255,294	7,900	1,823-34,241
1979	515,173	466,633	164,610	74,898-254,322	43,352	23,993-78,332
1980	497,184	471,705	157,523	68,614-246,432	22,781	10,895-47,635
1981	493,493	460,126	155,108	67,820-242,396	28,545	16,240-50,173
1982	488,329	438,255	153,177	67,118-239,236	18,376	9,910-34,074
1983	472,955	437,364	147,775	63,172-232,378	6,753	2,797-16,302
1984	457,044	425,694	144,216	60,860-227,572	20,093	12,047-33,514
1985	440,343	419,103	140,349	58,510-222,188	32,385	19,910-52,676
1986	426,516	403,541	134,469	54,818-214,120	24,833	14,673-42,030
1987	415,771	379,047	128,737	51,302-206,172	17,537	9,900-31,065
1988	405,628	365,842	124,548	48,729-200,367	15,274	8,443-27,633
1989	396,419	365,892	121,772	47,203-196,341	27,222	15,572-47,585
1990	389,361	362,037	119,233	45,841-192,625	29,375	17,279-49,939
1991	386,286	353,782	116,773	44,651-188,895	9,944	5,147-19,209
1992	380,629	343,272	114,912	43,652-186,172	10,320	5,472-19,460
1993	372,250	343,208	114,145	43,263-185,027	6,187	3,144-12,177
1994	361,311	347,126	112,799	42,710-182,888	15,594	9,154-26,563
1995	350,290	335,484	110,589	41,678-179,500	21,700	13,110-35,919
1996	340,775	322,571	106,824	39,717-173,931	1,851	821-4,171
1997	328,299	305,227	102,798	37,533-168,063	2,779	1,484-5,201
1998	313,581	296,138	99,603	35,815-163,391	7,583	4,360-13,189
1999	301,517	296,715	96,766	34,954-158,578	34,964	21,049-58,077
2000	293,665	278,685	92,142	32,666-151,618	23,240	13,750-39,280
2001	290,791	261,064	87,301	30,282-144,320	15,572	9,024-26,871
2002	290,494	248,681	85,518	29,604-141,431	6,560	3,670-11,726
2003	290,492	263,206	85,931	30,375-141,488	2,823	1,513-5,268
2004	285,256	269,258	86,324	30,757-141,892	4,697	2,646-8,339
2005	276,343	268,617	85,741	30,477-141,005	535	235-1,222
2006	263,494	258,686	83,508	29,178-137,838	1,930	1,020-3,651
2007	248,481	244,103	80,139	27,253-133,025	1,205	571-2,544
2008	233,025	231,261	75,949	25,121-126,777	26,989	15,070-48,335
2009	222,936	213,810	70,773	22,348-119,199	1,518	659-3,500
2010	211,793	196,299	64,500	18,713-110,287	20,734	9,751-44,089
2011	205,662	179,514	60,957	16,418-105,495	16,723	2,799-99,912

DRAFT

Table 15. continued. Time-series of population estimates from the base-case model.

Year	Total dead catch (mt)	Relative SPR	~95% interval	Relative exploitation rate	~95% interval
1900	50	0%	0-1%	0.0%	0.0-0.0%
1901	77	1%	0-1%	0.0%	0.0-0.0%
1902	106	1%	0-2%	0.0%	0.0-0.0%
1903	134	1%	0-2%	0.0%	0.0-0.0%
1904	163	1%	0-2%	0.0%	0.0-0.1%
1905	146	1%	0-2%	0.0%	0.0-0.0%
1906	130	1%	0-2%	0.0%	0.0-0.0%
1907	114	1%	0-2%	0.0%	0.0-0.0%
1908	98	1%	0-1%	0.0%	0.0-0.0%
1909	142	1%	0-2%	0.0%	0.0-0.0%
1910	189	2%	1-3%	0.0%	0.0-0.1%
1911	233	2%	1-3%	0.0%	0.0-0.1%
1912	278	2%	1-4%	0.1%	0.0-0.1%
1913	323	3%	1-5%	0.1%	0.0-0.1%
1914	368	3%	1-5%	0.1%	0.0-0.1%
1915	413	4%	1-6%	0.1%	0.0-0.1%
1916	1,357	12%	4-19%	0.3%	0.1-0.4%
1917	2,206	18%	7-30%	0.5%	0.2-0.7%
1918	3,169	26%	10-43%	0.7%	0.3-1.0%
1919	1,303	11%	4-19%	0.3%	0.1-0.4%
1920	983	8%	3-14%	0.2%	0.1-0.3%
1921	1,453	13%	4-21%	0.3%	0.1-0.5%
1922	721	6%	2-11%	0.2%	0.1-0.2%
1923	1,668	15%	5-24%	0.4%	0.2-0.6%
1924	1,734	15%	5-25%	0.4%	0.2-0.6%
1925	1,941	17%	6-29%	0.4%	0.2-0.7%
1926	1,522	14%	5-23%	0.3%	0.2-0.5%
1927	2,122	19%	7-31%	0.5%	0.2-0.8%
1928	1,827	16%	6-27%	0.4%	0.2-0.7%
1929	2,011	18%	6-30%	0.5%	0.2-0.7%
1930	2,284	21%	7-34%	0.5%	0.2-0.8%
1931	1,255	12%	4-19%	0.3%	0.1-0.5%
1932	1,433	13%	5-22%	0.3%	0.1-0.5%
1933	1,411	13%	4-22%	0.3%	0.1-0.5%
1934	2,098	20%	7-32%	0.5%	0.2-0.8%
1935	2,696	25%	9-41%	0.7%	0.3-1.0%
1936	1,913	19%	6-31%	0.5%	0.2-0.7%
1937	1,835	18%	6-31%	0.5%	0.2-0.7%
1938	1,686	17%	6-29%	0.4%	0.2-0.7%
1939	2,042	21%	7-35%	0.5%	0.2-0.8%
1940	1,425	15%	5-25%	0.4%	0.2-0.6%
1941	1,550	16%	5-27%	0.4%	0.2-0.6%
1942	2,667	27%	10-45%	0.7%	0.3-1.1%
1943	3,367	34%	13-54%	0.9%	0.4-1.4%
1944	3,644	36%	14-58%	1.0%	0.4-1.5%
1945	4,037	40%	16-65%	1.1%	0.5-1.7%
1946	3,745	39%	15-64%	1.0%	0.4-1.6%
1947	1,929	22%	7-37%	0.5%	0.2-0.9%
1948	2,524	28%	10-46%	0.7%	0.3-1.1%
1949	2,241	25%	9-42%	0.6%	0.3-1.0%
1950	2,076	24%	8-39%	0.6%	0.3-1.0%
1951	3,430	37%	14-60%	1.0%	0.4-1.6%
1952	2,063	24%	8-39%	0.6%	0.3-1.0%
1953	1,692	20%	7-33%	0.5%	0.2-0.8%
1954	2,393	27%	10-45%	0.7%	0.3-1.2%

DRAFT

Table 15. continued. Time-series of population estimates from the base-case model.

Year	Total dead catch (mt)	Relative SPR	~95% interval	Relative exploitation rate	~95% interval
1955	2,271	26%	9-43%	0.7%	0.3-1.1%
1956	3,661	37%	14-61%	1.1%	0.5-1.8%
1957	2,650	30%	10-49%	0.8%	0.3-1.3%
1958	1,610	18%	6-30%	0.5%	0.2-0.8%
1959	2,324	25%	8-41%	0.7%	0.3-1.2%
1960	3,030	30%	10-51%	0.9%	0.4-1.5%
1961	1,906	19%	6-32%	0.6%	0.2-0.9%
1962	2,849	25%	8-42%	0.8%	0.3-1.4%
1963	1,929	17%	5-29%	0.6%	0.2-0.9%
1964	2,191	18%	5-30%	0.6%	0.2-1.0%
1965	2,070	16%	5-27%	0.6%	0.2-0.9%
1966	2,010	14%	5-24%	0.5%	0.2-0.8%
1967	4,488	30%	12-48%	1.1%	0.4-1.8%
1968	2,881	19%	7-31%	0.7%	0.3-1.1%
1969	5,731	36%	15-57%	1.3%	0.5-2.0%
1970	4,981	30%	12-49%	1.1%	0.4-1.8%
1971	4,219	25%	10-40%	0.9%	0.4-1.5%
1972	7,054	39%	18-61%	1.5%	0.6-2.4%
1973	6,141	34%	16-51%	1.2%	0.5-2.0%
1974	9,140	49%	25-74%	1.8%	0.8-2.8%
1975	15,322	76%	44-107%	3.0%	1.4-4.6%
1976	26,450	111%	74-148%	5.3%	2.4-8.1%
1977	9,428	58%	30-86%	2.0%	0.9-3.1%
1978	13,156	76%	43-108%	2.8%	1.2-4.4%
1979	25,655	115%	80-150%	5.5%	2.4-8.6%
1980	9,722	60%	33-87%	2.1%	0.9-3.2%
1981	12,351	73%	43-103%	2.7%	1.2-4.2%
1982	20,842	106%	71-141%	4.8%	2.1-7.5%
1983	16,227	95%	60-129%	3.7%	1.6-5.8%
1984	15,553	93%	59-127%	3.7%	1.6-5.8%
1985	15,505	96%	61-131%	3.7%	1.6-5.8%
1986	14,493	95%	60-131%	3.6%	1.5-5.7%
1987	13,952	95%	60-131%	3.7%	1.5-5.9%
1988	11,856	87%	52-122%	3.2%	1.3-5.2%
1989	11,417	85%	50-120%	3.1%	1.2-5.0%
1990	10,109	78%	44-111%	2.8%	1.1-4.5%
1991	10,483	80%	46-114%	3.0%	1.1-4.8%
1992	10,339	80%	46-114%	3.0%	1.2-4.9%
1993	8,909	73%	41-106%	2.6%	1.0-4.2%
1994	8,186	72%	39-104%	2.4%	0.9-3.8%
1995	8,538	77%	44-111%	2.5%	1.0-4.1%
1996	8,999	83%	48-119%	2.8%	1.0-4.5%
1997	8,625	84%	48-119%	2.8%	1.0-4.6%
1998	4,714	56%	28-83%	1.6%	0.6-2.6%
1999	7,211	80%	45-115%	2.4%	0.9-4.0%
2000	6,928	81%	45-116%	2.5%	0.9-4.1%
2001	6,351	75%	41-109%	2.4%	0.8-4.0%
2002	4,194	54%	26-81%	1.7%	0.6-2.8%
2003	5,715	67%	35-99%	2.2%	0.8-3.6%
2004	6,141	69%	37-102%	2.3%	0.8-3.7%
2005	6,587	74%	40-109%	2.5%	0.9-4.0%
2006	6,558	76%	41-112%	2.5%	0.9-4.2%
2007	5,544	71%	37-105%	2.3%	0.8-3.8%
2008	6,237	82%	45-120%	2.7%	0.9-4.5%
2009	7,756	101%	60-142%	3.6%	1.2-6.1%
2010	7,344	104%	62-146%	3.7%	1.1-6.4%
2011	NA	NA	NA	NA	NA

DRAFT

Table 16. Comparison among sensitivity analyses to the mortality rates applied to discarded sablefish.

Model	Low Discard Mort (10/25%)	Pre-code fix Base-case Discard Mort (20/50%)	High Discard Mort. (30/75%)
Negative log-likelihoods			
Total	3,801.53	3,802.14	3,802.74
Indices	-28.28	-28.32	-28.36
Discard	-57.54	-57.33	-57.09
Mean Body Wght	2.11	2.20	2.28
Length-frequency data	1,028.72	1,028.70	1,028.71
Age-frequency data	2,831.16	2,831.71	2,832.20
Recruitment	22.63	22.45	22.26
Forecast Recruitment	0.00	0.00	0.00
Priors	2.72	2.74	2.75
Select parameters			
Equilibrium recruitment (R_0,age-0)	20,194	19,812	19,555
Steepness (h)	0.60	0.60	0.60
Female M	0.078	0.077	0.077
Male M	0.064	0.064	0.064
Management quantities			
Equilibrium spawning biomass (SB_0)	172,605	169,769	167,594
2011 Spawning depletion	28.1%	29.9%	31.8%
2010 *SPR*	122.0%	117.1%	112.1%
Recruitment 2008	22,759	22,971	23,311
MSY (mt)	8,113	8,488	8,923

DRAFT

Table 17. Comparison among sensitivity results to the structure of fishery selectivity.

Model	Pre-code fix Base-case	No Time Blocks	No Male Offset
Negative log-likelihoods			
Total	3,802.14	3,815.63	3,913.90
Indices	-28.32	-29.55	-28.09
Discard	-57.33	-56.48	-50.50
Mean Body Wght	2.20	2.23	2.59
Length-frequency data	1,028.70	1,036.61	1,099.94
Age-frequency data	2,831.71	2,837.48	2,864.70
Recruitment	22.45	22.47	22.83
Forecast Recruitment	0.00	0.00	0.00
Priors	2.74	2.86	2.42
Select parameters			
Equilibrium recruitment (R_0,age-0)	19,812	19,625	18,729
Steepness (h)	0.60	0.60	0.60
Female M	0.077	0.077	0.080
Male M	0.064	0.063	0.066
Management quantities			
Equilibrium spawning biomass (SB_0)	169,769	170,896	159,379
2011 Spawning depletion	29.9%	32.2%	33.1%
2010 *SPR*	117.1%	112.6%	113.2%
Recruitment 2008	22,971	22,979	20,321
MSY (mt)	8,488	8,026	8,630

DRAFT

Table 18. Comparison among sensitivity analyses to extreme changes in the weighting of data sources. Likelihoods in italics are not comparable across rows.

Model	Pre-code fix Base	Age Data 10x	Index Data 10x	Length Data 10x
Negative log-likelihoods				
Total	3,802.14	*28,281.30*	*3,504.85*	*11,709.10*
Indices	-28.32	-27.55	*-408.09*	-25.74
Discard	-57.33	-24.40	-58.30	-53.32
Mean Body Wght	2.20	0.21	2.86	4.26
Length-frequency data	1,028.70	1,422.11	1,060.00	*8,337.76*
Age-frequency data	2,831.71	*26,851.30*	2,882.89	3,397.63
Recruitment	22.45	53.66	22.86	41.09
Forecast Recruitment	0.00	0.00	0.00	0.00
Priors	2.74	5.97	2.64	7.41
Select parameters				
Equilibrium recruitment (R_0,age-0)	19,812	12,763	36,353	14,672
Steepness (h)	0.60	0.60	0.60	0.60
Female M	0.077	0.061	0.082	0.055
Male M	0.064	0.048	0.063	0.043
Management quantities				
Equilibrium spawning biomass (SB_0)	169,769	150,618	282,258	199,316
2011 Spawning depletion	29.9%	16.2%	61.1%	40.4%
2010 *SPR*	117.1%	166.4%	49.1%	118.5%
Recruitment 2008	22,971	16,840	51,105	14,985
MSY (mt)	8,488	4,979	14,902	6,242

DRAFT

Table 19. Comparison among sensitivity results to the degree of ageing bias and imprecision.

Model	Pre-code fix Base-case	Bias increases to 1 year age 4+	Bias increases to 2 years age 4+	Imprecision SD x 2	Imprecision SD x 0.5
Negative log-likelihoods					
Total	3,802.14	3,853.42	3,874.72	4,037.25	3,782.50
Indices	-28.32	-29.22	-29.45	-28.42	-28.24
Discard	-57.33	-57.49	-57.23	-56.34	-57.38
Mean Body Wght	2.20	1.69	1.76	2.59	1.97
Length-frequency data	1,028.70	1,036.78	1,024.59	1,013.69	1,041.69
Age-frequency data	2,831.71	2,875.26	2,907.37	3,076.23	2,802.43
Recruitment	22.45	23.32	24.34	26.94	19.34
Forecast Recruitment	0.00	0.00	0.00	0.00	0.00
Priors	2.74	3.08	3.35	2.58	2.69
Select parameters					
Equilibrium recruitment (R_0,age-0)	19,812	15,706	17,073	18,232	20,517
Steepness (h)	0.60	0.60	0.60	0.60	0.60
Female M	0.077	0.072	0.072	0.079	0.077
Male M	0.064	0.063	0.060	0.065	0.064
Management quantities					
Equilibrium spawning biomass (SB_0)	169,769	143,413	153,603	150,408	176,332
2011 Spawning depletion	29.9%	22.5%	31.5%	37.9%	26.5%
2010 *SPR*	117.1%	133.9%	116.5%	106.2%	120.9%
Recruitment 2008	22,971	18,825	21,494	25,630	21,536
MSY (mt)	8,488	6,751	7,268	7,822	8,717

DRAFT

Table 20. Comparison among sensitivity analyses to the female maturity schedule.

Model	Low (50% maturity at 53cm)	Pre-code fix Base-case	High (50% maturity at 63cm)
Negative log-likelihoods			
Total	3,802.13	3,802.14	3,802.15
Indices	-28.32	-28.32	-28.32
Discard	-57.33	-57.33	-57.34
Mean Body Wght	2.20	2.20	2.20
Length-frequency data	1,028.68	1,028.70	1,028.72
Age-frequency data	2,831.71	2,831.71	2,831.71
Recruitment	22.45	22.45	22.44
Forecast Recruitment	0.00	0.00	0.00
Priors	2.75	2.74	2.73
Select parameters			
Equilibrium recruitment (R_0,age-0)	19,775	19,812	19,852
Steepness (h)	0.60	0.60	0.60
Female M	0.077	0.077	0.077
Male M	0.064	0.064	0.064
Management quantities			
Equilibrium spawning biomass (SB_0)	197,346	169,769	137,690
2011 Spawning depletion	29.8%	29.9%	30.1%
2010 *SPR*	115.6%	117.1%	118.7%
Recruitment 2008	22,946	22,971	22,998
MSY (mt)	8,580	8,488	8,393

DRAFT

Table 21. Comparison among sensitivity results to the value describing the standard deviation of recruitment variability (σ_r). Likelihoods in italics are not comparable across rows.

Model	Low (Sigma R = 0.95)	Pre-code fix Base-case	High (Sigma R = 1.25)
Negative log-likelihoods			
Total	*3,803.60*	3,802.14	*3,802.27*
Indices	-28.30	-28.32	-28.30
Discard	-57.37	-57.33	-57.30
Mean Body Wght	2.19	2.20	2.21
Length-frequency data	1,029.18	1,028.70	1,028.55
Age-frequency data	2,831.70	2,831.71	2,831.94
Recruitment	*23.16*	22.45	*22.76*
Forecast Recruitment	0.00	0.00	0.00
Priors	3.05	2.74	2.41
Select parameters			
Equilibrium recruitment (R_0,age-0)	17,253	19,812	23,739
Steepness (h)	0.60	0.60	0.60
Female M	0.075	0.077	0.080
Male M	0.062	0.064	0.066
Management quantities			
Equilibrium spawning biomass (SB_0)	154,900	169,769	192,568
2011 Spawning depletion	32.8%	29.9%	27.1%
2010 *SPR*	117.1%	117.1%	115.2%
Recruitment 2008	23,266	22,971	23,321
MSY (mt)	7,506	8,488	9,992

DRAFT

Table 22. Comparison among sensitivity analyses to the prior probability distributions applied to the male and female natural mortality.

Model	Pre-code fix Base-case	Uniform Prior on M
Negative log-likelihoods		
Total	3,802.14	*3,799.43*
Indices	-28.32	-28.32
Discard	-57.33	-57.29
Mean Body Wght	2.20	2.18
Length-frequency data	1,028.70	1,027.74
Age-frequency data	2,831.71	2,831.75
Recruitment	22.45	23.37
Forecast Recruitment	0.00	0.00
Priors	2.74	*0.00*
Select parameters		
Equilibrium recruitment (R_0,age-0)	19,812	18,358
Steepness (h)	0.60	0.60
Female M	0.077	0.073
Male M	0.064	0.061
Management quantities		
Equilibrium spawning biomass (SB_0)	169,769	169,883
2011 Spawning depletion	29.9%	28.5%
2010 *SPR*	117.1%	121.7%
Recruitment 2008	22,971	21,626
MSY (mt)	8,488	8,048

DRAFT

Table 23. Comparison among sensitivity analyses to use of environmental indices as surveys of recruitment deviations.

Model	Pre-code fix Base-case	SSH index	Zooplankton index
Negative log-likelihoods			
Total	3,802.14	*3,849.40*	*3,814.98*
Indices	-28.32	*1.61*	*-17.00*
Discard	-57.33	-57.20	-57.29
Mean Body Wght	2.20	2.31	2.22
Length-frequency data	1,028.70	1,034.97	1,031.13
Age-frequency data	2,831.71	2,839.03	2,830.67
Recruitment	22.45	25.88	22.45
Forecast Recruitment	0.00	0.00	0.00
Priors	2.74	2.80	2.80
Select parameters			
Equilibrium recruitment (R_0,age-0)	19,812	16,927	19,556
Steepness (h)	0.60	0.60	0.60
Female M	0.077	0.077	0.077
Male M	0.064	0.064	0.064
Management quantities			
Equilibrium spawning biomass (SB_0)	169,769	146,787	169,092
2011 Spawning depletion	29.9%	34.3%	30.3%
2010 *SPR*	117.1%	115.9%	115.9%
Recruitment 2008	22,971	23,389	23,641
MSY (mt)	8,488	7,369	8,445

DRAFT

Table 24. Comparison among sensitivity analyses conducted during the STAR panel to the additional selectivity time-blocks.

Model	Base-case	Add sel. blocks 83/84,95/96
Negative log-likelihoods		
Total	3,800.32	3,776.56
Indices	-28.36	-29.00
Discard	-57.56	-55.74
Mean Body Wght	2.37	1.64
Length-frequency data	1,025.07	1,033.28
Age-frequency data	2,834.13	2,802.00
Recruitment	22.11	21.83
Forecast Recruitment	0.00	0.00
Priors	2.55	2.54
Select parameters		
Equilibrium recruitment (R_0,age-0)	22,264	21,147
Steepness (h)	0.60	0.60
Female M	0.080	0.079
Male M	0.065	0.065
Management quantities		
Equilibrium spawning biomass (SB_0)	182,136	176,559
2011 Spawning depletion	33.5%	32.3%
2010 *SPR*	104.0%	105.7%
Recruitment 2008	26,989	26,569
MSY (mt)	9,289	8,907

DRAFT

Table 25. Comparison among sensitivity analyses conducted during the STAR panel to the additional selectivity time-blocks. Likelihoods in italics are not comparable across rows.

Model	Base-case	Data plus group = age 15
Negative log-likelihoods		
Total	3,800.32	*2,862.76*
Indices	-28.36	-28.40
Discard	-57.56	-57.25
Mean Body Wght	2.37	2.41
Length-frequency data	1,025.07	1,026.33
Age-frequency data	2,834.13	*1,894.36*
Recruitment	22.11	20.66
Forecast Recruitment	0.00	0.00
Priors	2.55	4.66
Select parameters		
Equilibrium recruitment (R_0,age-0)	22,264	18,412
Steepness (h)	0.60	0.60
Female M	0.080	0.064
Male M	0.065	0.054
Management quantities		
Equilibrium spawning biomass (SB_0)	182,136	205,381
2011 Spawning depletion	33.5%	30.2%
2010 *SPR*	104.0%	111.2%
Recruitment 2008	26,989	25,814
MSY (mt)	9,289	8,284

DRAFT

Table 26. Comparison among sensitivity analyses conducted during the STAR panel to the additional selectivity time-blocks.

Model	Base-case	Lorenzen *M*
Negative log-likelihoods		
Total	3,800.32	3,802.14
Indices	-28.36	-28.48
Discard	-57.56	-57.55
Mean Body Wght	2.37	2.40
Length-frequency data	1,025.07	1,025.68
Age-frequency data	2,834.13	2,834.99
Recruitment	22.11	22.50
Forecast Recruitment	0.00	0.00
Priors	2.55	2.60
Select parameters		
Equilibrium recruitment (R_0,age-0)	22,264	25,034
Steepness (h)	0.60	0.60
Female *M*	0.080	0.077 (Age 10+)
Male *M*	0.065	0.066 (Age 10+)
Management quantities		
Equilibrium spawning biomass (SB_0)	182,136	181,538
2011 Spawning depletion	33.5%	33.1%
2010 *SPR*	104.0%	106.4%
Recruitment 2008	26,989	30,039
MSY (mt)	9,289	9,015

DRAFT

Table 27. Results from the retrospective analysis. Likelihoods in italics are not comparable across rows.

Model	Base-case	1 Year	2 Years	3 Years	4 Years	5 Years
Negative log-likelihoods						
Total	3,800.32	*3,615.96*	*3,338.66*	*3,141.49*	*2,892.01*	*2,623.86*
Indices	-28.36	*-25.93*	*-23.99*	*-21.97*	*-19.74*	*-17.08*
Discard	-57.56	*-57.63*	*-50.88*	*-43.57*	*-37.31*	*-28.95*
Mean Body Wght	2.37	*2.16*	*0.54*	*0.57*	*0.42*	*-0.23*
Length-frequency data	1,025.07	*973.53*	*821.15*	*747.11*	*669.89*	*582.35*
Age-frequency data	2,834.13	*2,699.99*	*2,567.32*	*2,434.63*	*2,260.12*	*2,071.01*
Recruitment	22.11	*21.27*	*21.95*	*22.31*	*16.72*	*14.92*
Forecast Recruitment	0.00	*0.00*	*0.00*	*0.00*	*0.00*	*0.00*
Priors	2.55	*2.57*	*2.58*	*2.42*	*1.91*	*1.83*
Select parameters						
Equilibrium recruitment (R_0,age-0)	22,264	21,382	22,302	23,064	27,694	24,753
Steepness (h)	0.60	0.60	0.60	0.60	0.60	0.60
Female M	0.080	0.080	0.081	0.082	0.087	0.088
Male M	0.065	0.065	0.064	0.065	0.070	0.071
Management quantities						
Equilibrium spawning biomass (SB_0)	182,136	174,467	176,947	177,225	195,979	169,721
2011 Spawning depletion	33.5%	NA	NA	NA	NA	NA
2010 *SPR*	104.0%	NA	NA	NA	NA	NA
Recruitment 2008	26,989	26,989	28,333	NA	NA	NA
MSY (mt)	9,289	8,841	8,685	8,364	9,701	8,859

DRAFT

Table 28. Results from a likelihood profile on female natural mortality (*M*).

Model	M=0.0675	M=0.0725	M=0.0775	M=0.0825	M=0.0875	M=0.0925
Negative log-likelihoods						
Total	3,801.51	3,800.24	3,799.77	3,799.97	3,800.75	3,802.01
Indices	-28.32	-28.34	-28.35	-28.36	-28.36	-28.35
Discard	-57.57	-57.58	-57.57	-57.54	-57.49	-57.44
Mean Body Wght	2.30	2.33	2.36	2.38	2.41	2.44
Length-frequency data	1,022.27	1,023.50	1,024.58	1,025.59	1,026.52	1,027.38
Age-frequency data	2,834.36	2,834.12	2,834.13	2,834.17	2,834.35	2,834.65
Recruitment	25.63	23.73	22.46	21.85	21.71	21.98
Forecast Recruitment	0.00	0.00	0.00	0.00	0.00	0.00
Priors	2.85	2.49	2.16	1.87	1.60	1.36
Select parameters						
Equilibrium recruitment (R_0,age-0)	16,576	18,608	21,027	23,839	27,733	33,429
Steepness (*h*)	0.60	0.60	0.60	0.60	0.60	0.60
Female *M*	0.068	0.073	0.078	0.083	0.088	0.093
Male *M*	0.057	0.060	0.063	0.067	0.070	0.073
Management quantities						
Equilibrium spawning biomass (SB_0)	171,834	174,694	179,642	186,139	198,644	220,392
2011 Spawning depletion	26.5%	28.9%	31.8%	35.3%	39.0%	42.7%
2010 *SPR*	125.4%	117.5%	108.6%	98.7%	87.7%	75.6%
Recruitment 2008	20,436	22,614	25,386	29,005	33,866	40,769
MSY (mt)	7,400	8,080	8,886	9,808	11,113	13,052

DRAFT

Table 29. Results from a likelihood profile on ln(equilibrium recruitment).

Model	ln(R_0 = 9.7	ln(R_0 = 9.8	ln(R_0 = 9.9	ln(R_0 = 10.0	ln(R_0 = 10.1	ln(R_0 = 10.2	ln(R_0 = 10.3
Negative log-likelihoods							
Total	3,801.54	3,800.99	3,800.46	3,800.32	3,800.39	3,800.59	3,800.87
Indices	-28.38	-28.38	-28.37	-28.36	-28.35	-28.34	-28.33
Discard	-57.58	-57.58	-57.58	-57.56	-57.53	-57.49	-57.46
Mean Body Wght	2.29	2.31	2.34	2.37	2.39	2.41	2.43
Length-frequency data	1,024.12	1,024.61	1,024.80	1,025.07	1,025.26	1,025.45	1,025.62
Age-frequency data	2,833.53	2,833.74	2,833.85	2,834.13	2,834.37	2,834.67	2,834.97
Recruitment	24.45	23.40	22.69	22.11	21.81	21.57	21.40
Forecast Recruitment	0.00	0.00	0.00	0.00	0.00	0.00	0.00
Priors	3.10	2.91	2.72	2.55	2.43	2.33	2.24
Select parameters							
Equilibrium recruitment (R_0,age-0)	16,318	18,034	19,930	22,264	24,343	26,903	29,733
Steepness (h)	0.60	0.60	0.60	0.60	0.60	0.60	0.60
Female M	0.074	0.076	0.078	0.080	0.082	0.083	0.084
Male M	0.062	0.063	0.064	0.065	0.066	0.066	0.067
Management quantities							
Equilibrium spawning biomass (SB_0)	149,660	160,034	169,782	182,136	193,351	207,694	224,086
2011 Spawning depletion	28.8%	28.3%	30.8%	33.5%	36.2%	39.1%	41.9%
2010 *SPR*	124.8%	121.6%	113.2%	104.0%	95.9%	87.3%	79.3%
Recruitment 2008	20,354	21,280	23,850	26,989	30,144	34,076	38,424
MSY (mt)	7,053	7,723	8,422	9,289	10,064	11,027	12,076

DRAFT

Table 30. Results from a likelihood profile on steepness of the stock recruitment relationship (*h*).

Model	h = 0.30	h = 0.40	h = 0.50	h = 0.60	h = 0.70	h = 0.80	h = 0.90
Negative log-likelihoods							
Total	3,799.25	3,799.65	3,800.02	3,800.32	3,800.56	3,800.75	3,800.91
Indices	-28.29	-28.33	-28.35	-28.36	-28.36	-28.36	-28.36
Discard	-57.50	-57.53	-57.55	-57.56	-57.56	-57.56	-57.56
Mean Body Wght	2.40	2.38	2.37	2.37	2.37	2.37	2.36
Length-frequency data	1,025.88	1,025.50	1,025.25	1,025.07	1,024.94	1,024.85	1,024.78
Age-frequency data	2,834.78	2,834.40	2,834.22	2,834.13	2,834.09	2,834.06	2,834.05
Recruitment	20.12	21.04	21.67	22.11	22.43	22.67	22.86
Forecast Recruitment	0.00	0.00	0.00	0.00	0.00	0.00	0.00
Priors	1.86	2.20	2.41	2.55	2.65	2.72	2.78
Select parameters							
Equilibrium recruitment (R_0,age-0)	32,845	26,783	23,870	22,264	21,279	20,631	20,175
Steepness (*h*)	0.30	0.40	0.50	0.60	0.70	0.80	0.90
Female *M*	0.087	0.083	0.081	0.080	0.079	0.078	0.078
Male *M*	0.070	0.068	0.066	0.065	0.064	0.064	0.063
Management quantities							
Equilibrium spawning biomass (SB_0)	236,807	206,140	190,751	182,136	176,826	173,334	170,879
2011 Spawning depletion	28.7%	30.5%	32.1%	33.5%	34.5%	35.4%	36.1%
2010 *SPR*	96.3%	101.4%	103.4%	104.0%	104.1%	104.0%	103.9%
Recruitment 2008	29,491	27,697	27,130	26,989	27,008	27,095	27,198
MSY (mt)	4,324	6,388	7,920	9,289	10,628	12,033	13,510

DRAFT

Table 31. Projection of potential sablefish OFL, ACL, and estimated spawning biomass and depletion for the base-case model based on the 40:10 correction to the $F_{45\%}$ overfishing limit/target (OFL) and a 8.7% reduction to approximate the *P** approach. Projections assume the ACLs of 6,813 and 6,645 mt are achieved exactly in 2011 and 2012. Catch allocation used for the forecast reflects the average distribution of fishing intensity among fleets (hook-and-line, pot, and commercial) during 2007-2009.

Year	OFL[1] (mt)	ACL[1] (mt)	Spawning biomass (mt)	Relative depletion
2011	*8,808*	*6,813*	60,957	33%
2012	*8,623*	*6,645*	57,606	32%
2013	6,621	5,451	56,271	31%
2014	7,171	5,909	56,358	31%
2015	7,857	6,512	57,066	31%
2016	8,526	7,121	58,015	32%
2017	9,107	7,662	58,969	32%
2018	9,563	8,097	59,821	33%
2019	9,898	8,424	60,550	33%
2020	10,094	8,629	61,174	34%
2021	10,191	8,745	61,732	34%
2022	10,273	8,847	62,258	34%

[1]OFL/ACL values for 2011 and 2012 have already been adopted, and are not based on the results of this assessment.

DRAFT

Table 32. Decision table of 12-year projections for alternate states of nature (columns) and management options (rows) beginning in 2013. The percentiles of the asymptotic distribution are used to describe the relative probabilities among the states of nature. Values of relative SPR that exceed 100% indicate overfishing; order is reversed to maintain the "lower-to-higher" pattern consistent with other quantities, i.e., larger values implying greater relative fishing intensity are reported on the left side of the table. The results of this table are conditioned on the already-specified ACLs for 2011 and 2012 being achieved exactly. Management alternatives were selected merely to bracket the 40:10 catch stream; forecasts can be recalculated given any combination of 2011-2012 actual catches and 2013+ harvest strategies.

			State of nature								
						Maximum likelihood estimate					
Relative probability			Less likely (12.5th percentile)			More likely (expectation)			Less likely (87.5th percentile)		
Management alternative											
	Year	Dead catch (mt)	Depletion	Relative SPR	Spawning biomass (mt)	Depletion	Relative SPR	Spawning biomass (mt)	Depletion	Relative SPR	Spawning biomass (mt)
12.5th pctl. 40:10 catch	2013	2,376	22%	66%	31,057	31%	48%	56,271	40%	30%	81,485
	2014	2,725	22%	68%	31,825	32%	49%	57,379	41%	30%	82,933
	2015	3,185	23%	71%	32,809	33%	51%	59,233	42%	31%	85,657
	2016	3,680	24%	74%	33,692	34%	53%	61,470	44%	31%	89,247
	2017	4,157	24%	77%	34,365	35%	54%	63,824	46%	31%	93,283
	2018	4,581	24%	79%	34,846	36%	55%	66,142	49%	31%	97,437
	2019	4,938	24%	81%	35,187	38%	56%	68,352	51%	32%	101,516
	2020	5,211	24%	82%	35,444	39%	57%	70,438	53%	32%	105,432
	2021	5,415	24%	84%	35,661	40%	58%	72,410	55%	32%	109,159
	2022	5,595	25%	85%	35,869	41%	58%	74,286	57%	32%	112,703
40:10 catch	2013	5,451	22%	98%	31,057	31%	88%	56,271	40%	78%	81,485
	2014	5,909	22%	101%	31,830	31%	88%	56,358	40%	76%	80,885
	2015	6,512	23%	104%	32,775	31%	89%	57,066	40%	73%	81,356
	2016	7,121	23%	107%	33,539	32%	89%	58,015	41%	71%	82,491
	2017	7,662	23%	110%	33,984	32%	90%	58,969	42%	69%	83,953
	2018	8,097	23%	112%	34,124	33%	90%	59,821	43%	68%	85,519
	2019	8,424	23%	114%	34,022	33%	90%	60,550	44%	67%	87,077
	2020	8,629	22%	115%	33,754	34%	90%	61,174	45%	66%	88,594
	2021	8,745	22%	117%	33,384	34%	91%	61,732	46%	65%	90,080
	2022	8,847	21%	118%	32,962	34%	91%	62,258	47%	64%	91,553
87.5th pctl. 40:10 catch	2013	8,526	22%	144%	31,057	31%	117%	56,271	40%	90%	81,485
	2014	9,092	21%	147%	29,696	30%	118%	55,240	40%	89%	80,785
	2015	9,838	20%	150%	28,294	30%	118%	54,712	40%	87%	81,129
	2016	10,561	19%	153%	26,545	30%	119%	54,299	41%	84%	82,052
	2017	11,168	18%	156%	24,426	30%	119%	53,802	41%	83%	83,179
	2018	11,614	16%	159%	22,048	29%	120%	53,167	42%	81%	84,286
	2019	11,911	15%	162%	19,534	29%	121%	52,413	43%	79%	85,292
	2020	12,047	13%	164%	16,963	28%	121%	51,572	43%	78%	86,180
	2021	12,075	12%	167%	14,429	28%	121%	50,726	44%	76%	87,024
	2022	12,100	10%	169%	11,951	27%	122%	49,900	45%	75%	87,849

DRAFT

10. Figures

DRAFT

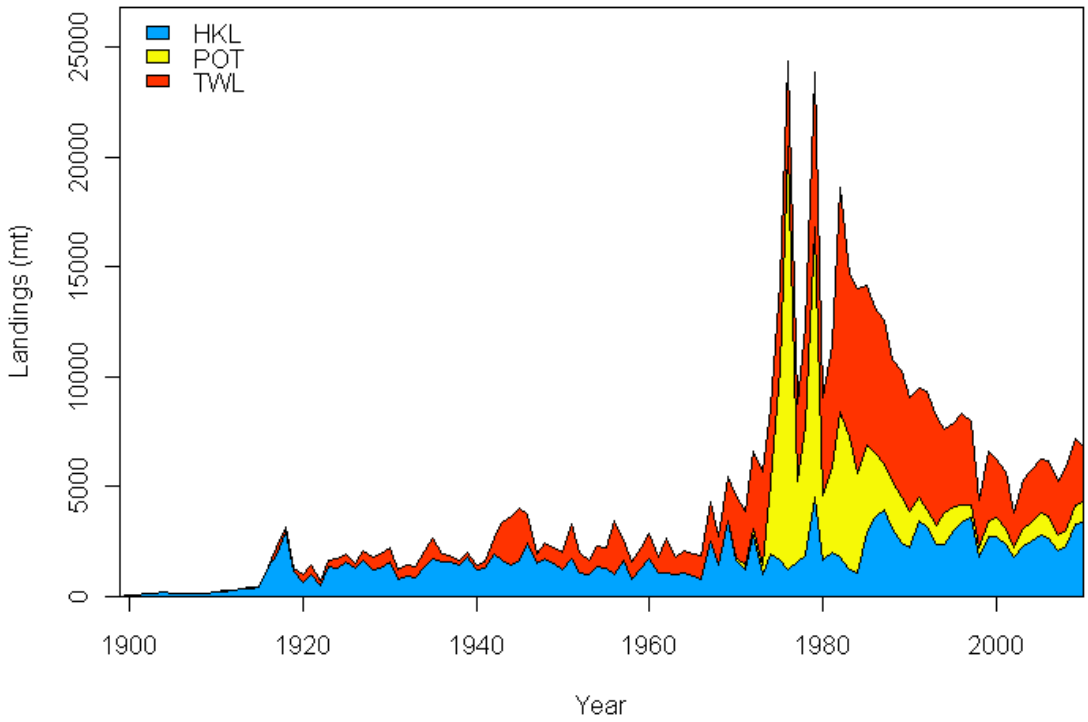

Figure 1. Sablefish landings history, 1900-2010. Fleet names indicate gear (HKL = Hook-and-line, POT = Pot, and TWL = Trawl). Foreign fleets are included and are largely responsible for the large values in 1976 and 1979.

DRAFT

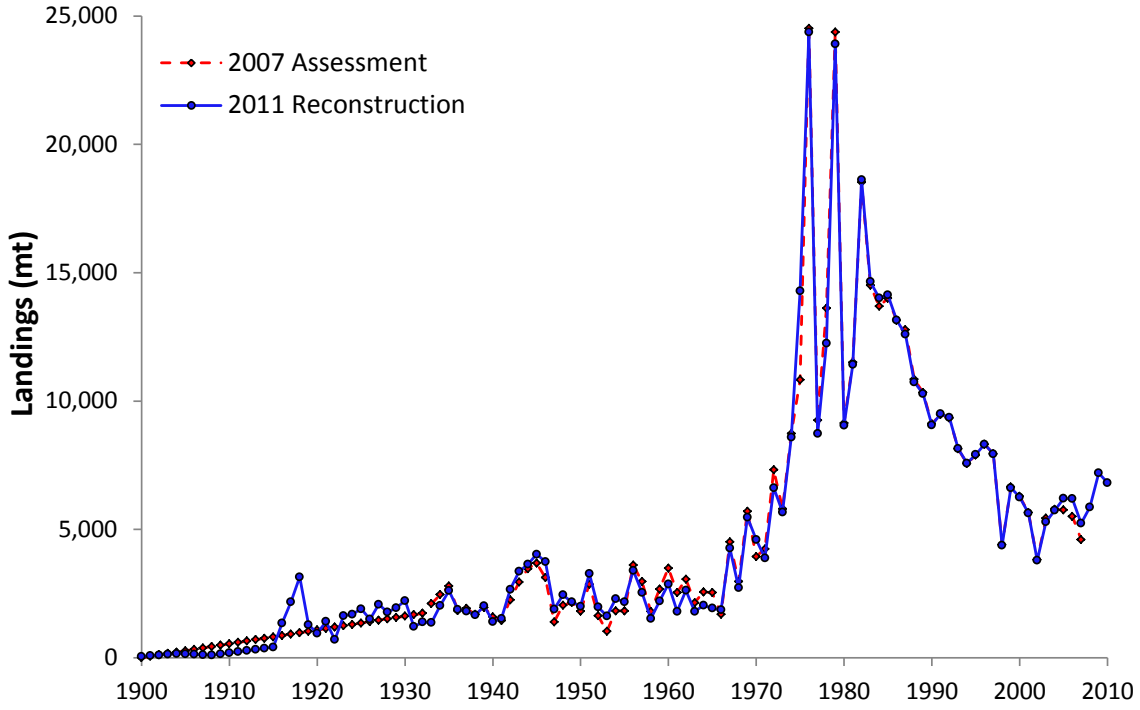

Figure 2. Comparison of the sablefish landings reconstruction used for this assessment with that used in the 2007 assessment.

DRAFT

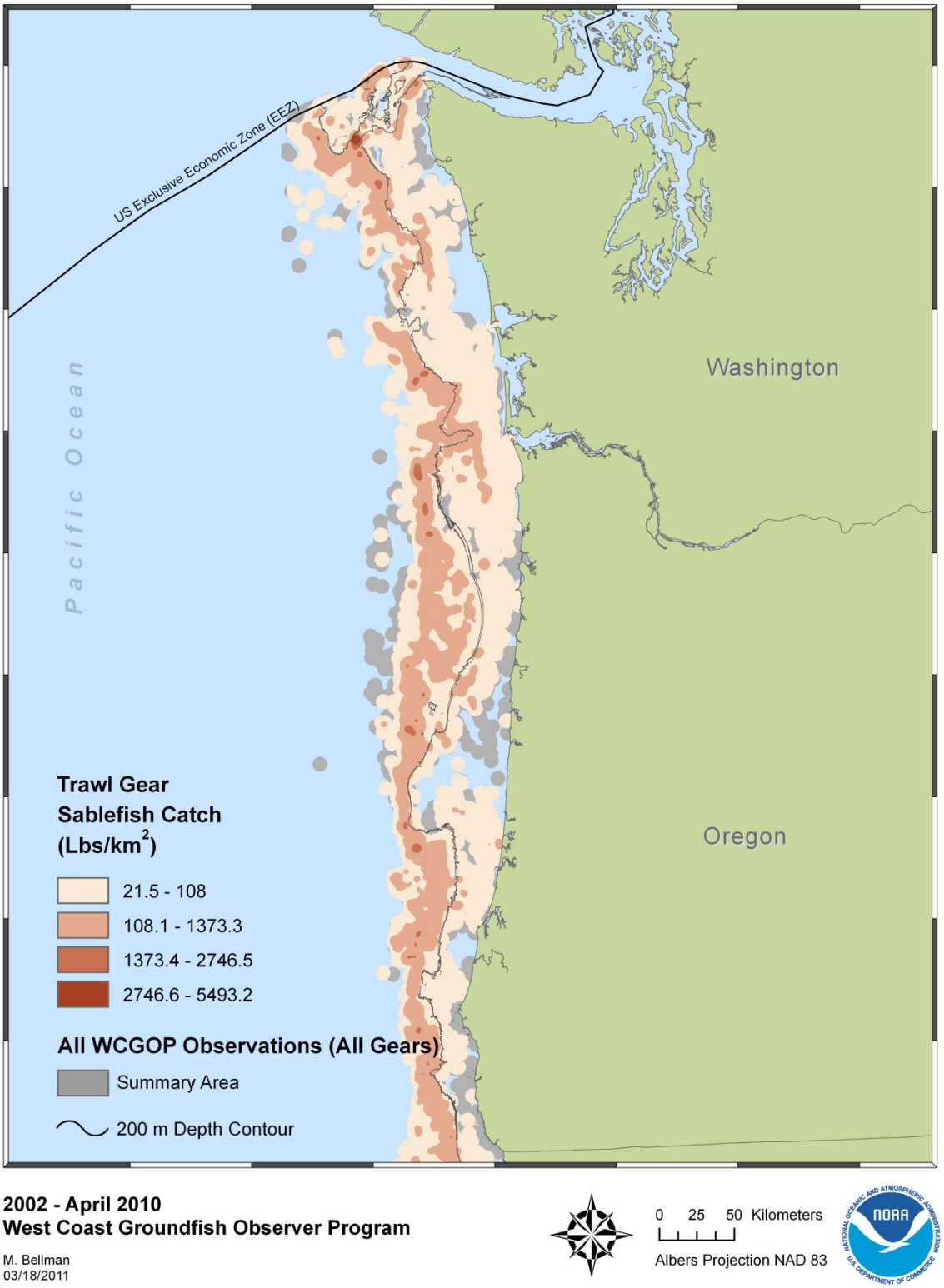

Figure 3. Spatial distribution of sablefish catch by all trawl fisheries (lbs/km^2) observed by the West Coast Groundfish Observer Program from 2002 – April 2010 in Oregon and Washington.

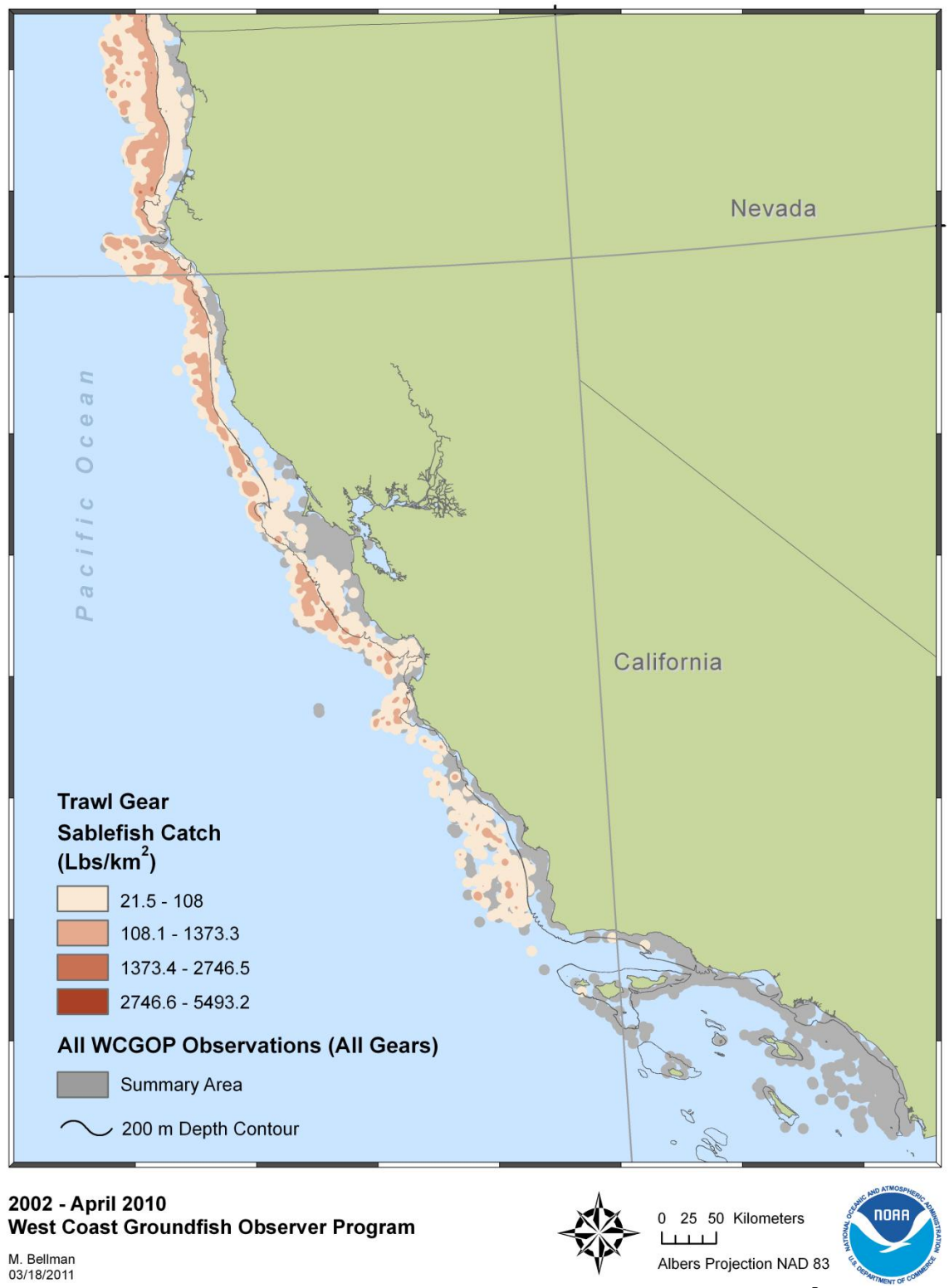

Figure 4. Spatial distribution of sablefish catch by all trawl fisheries (lbs/km^2) observed by the West Coast Groundfish Observer Program from 2002 – April 2010 in California.

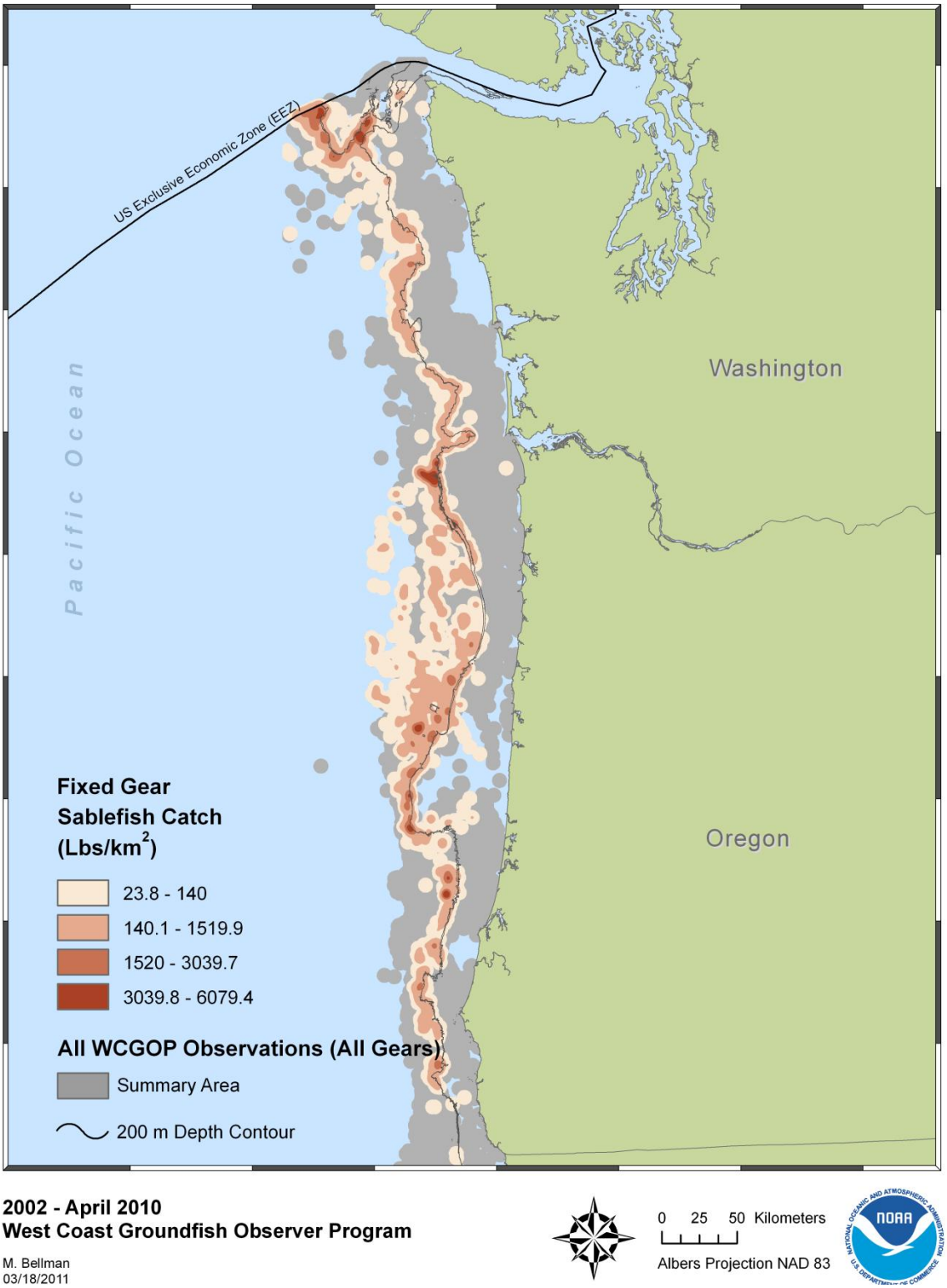

Figure 5. Spatial distribution of sablefish catch by all fixed-gear fisheries (lbs/km^2) observed by the West Coast Groundfish Observer Program from 2002 – April 2010 in Oregon and Washington.

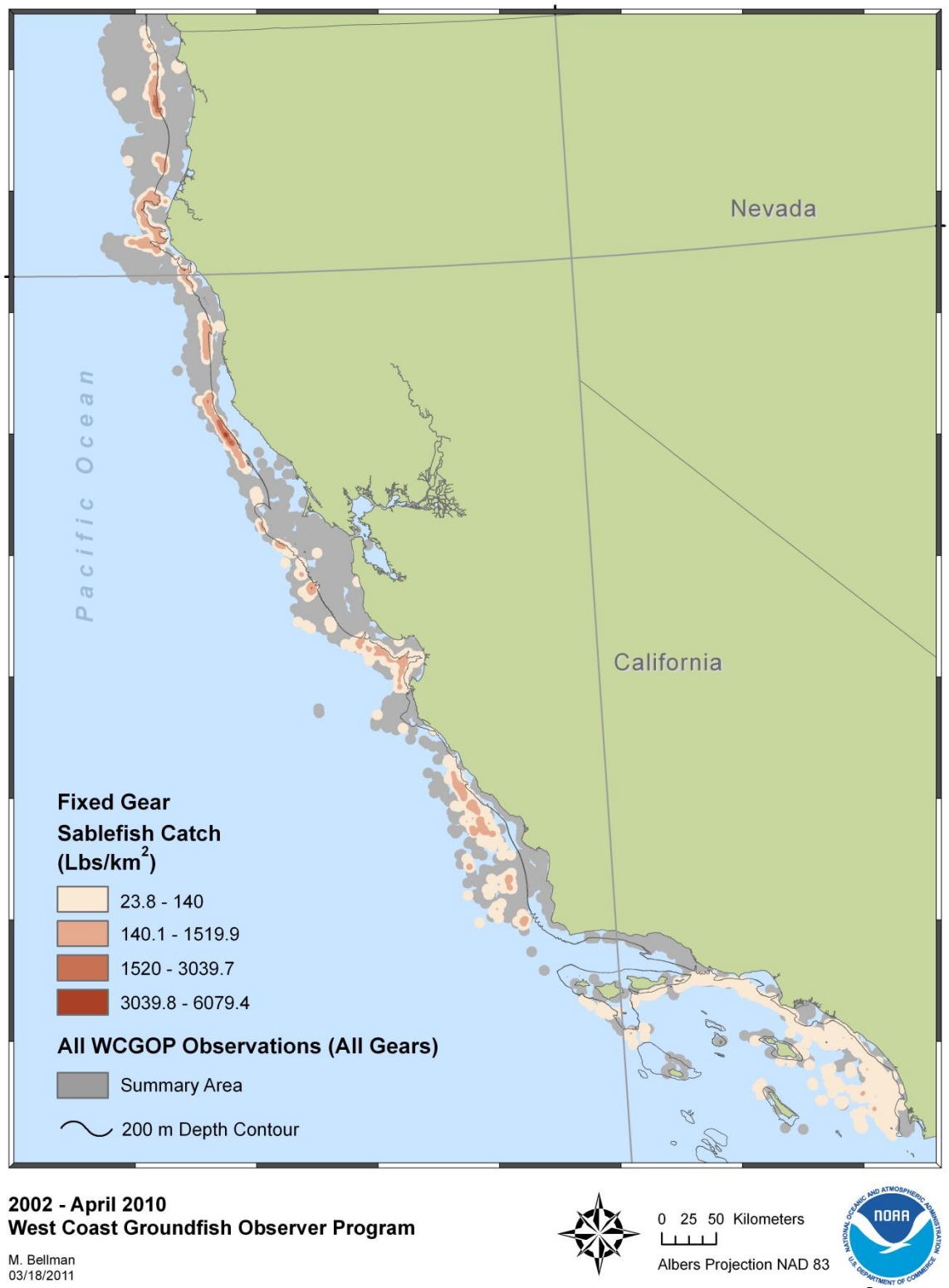

Figure 6. Spatial distribution of sablefish catch by all fixed-gear fisheries (lbs/km^2) observed by the West Coast Groundfish Observer Program from 2002 – April 2010 in California.

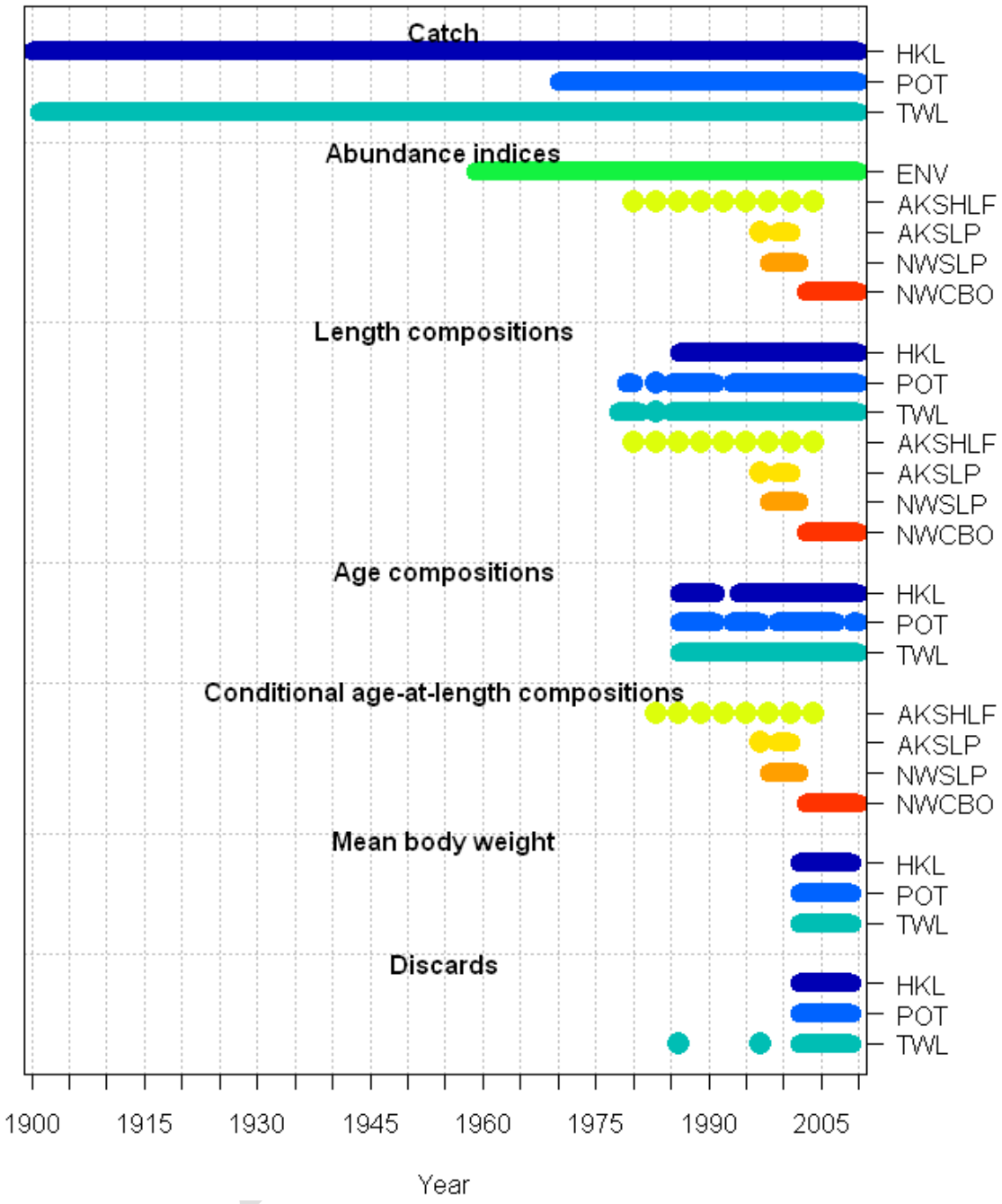

Figure 7. Overview of data sources used in this stock assessment.

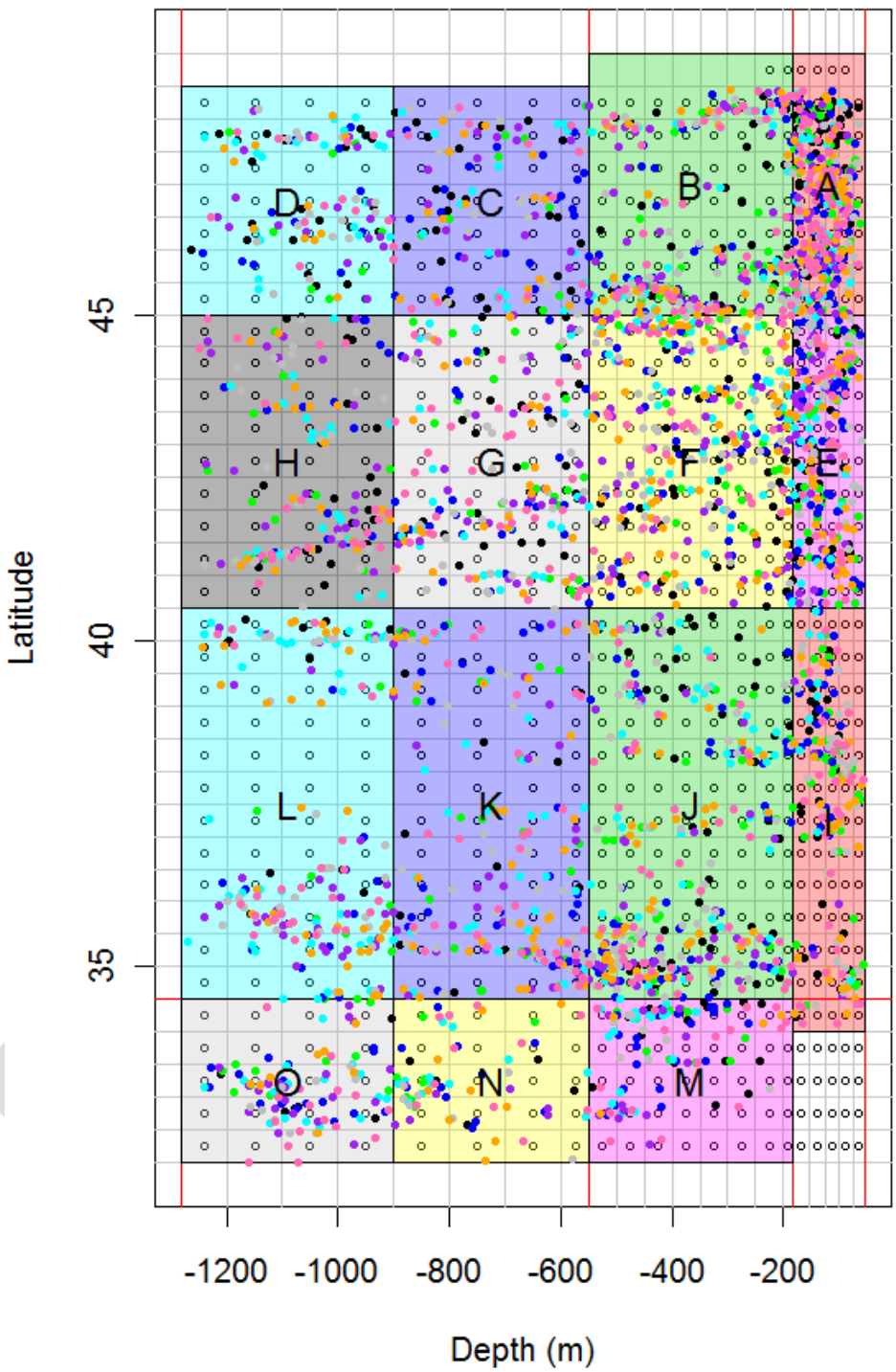

Figure 8. Strata used in the Delta-GLMM for the NWFSC Slope-Shelf Survey; solid circles represent tows with sablefish catch.

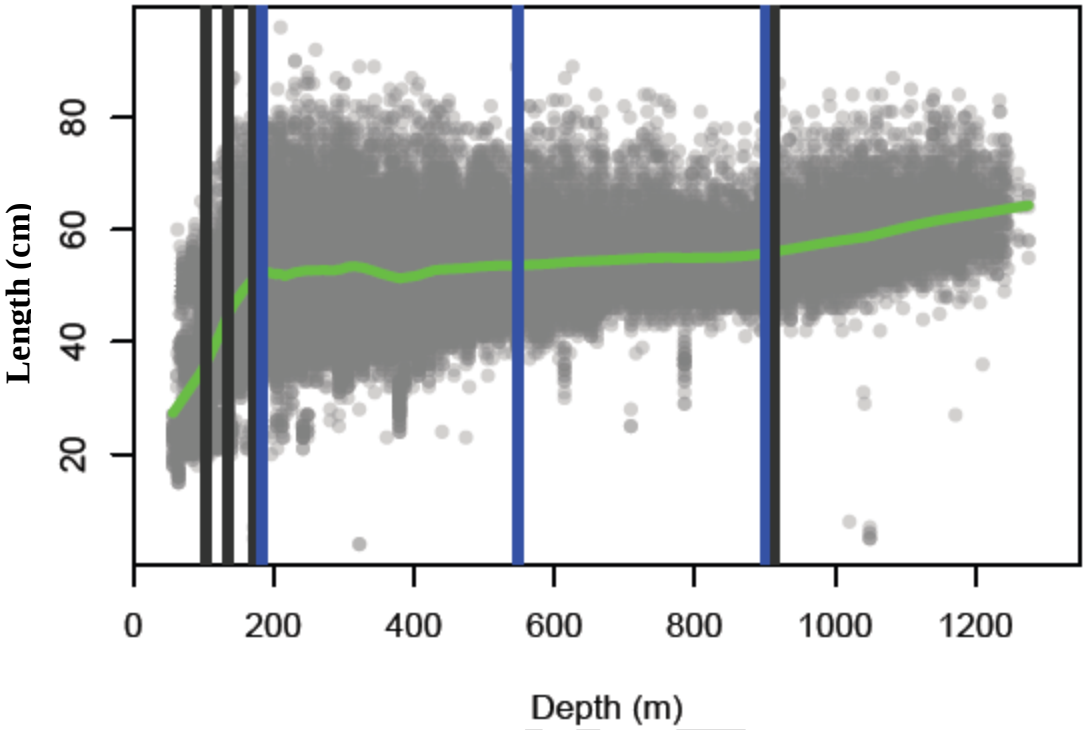

Figure 9. Pattern in size by depth of sablefish captured by the NWFSC shelf-slope trawl survey. A loess smoother has been added to aid in visualizing the central tendency of the data. Horizontal lines indicate strata boundaries, with the exception of the three left-most lines and the farthest line to the right which indicate estimated change-points in the observed size distribution.

DRAFT

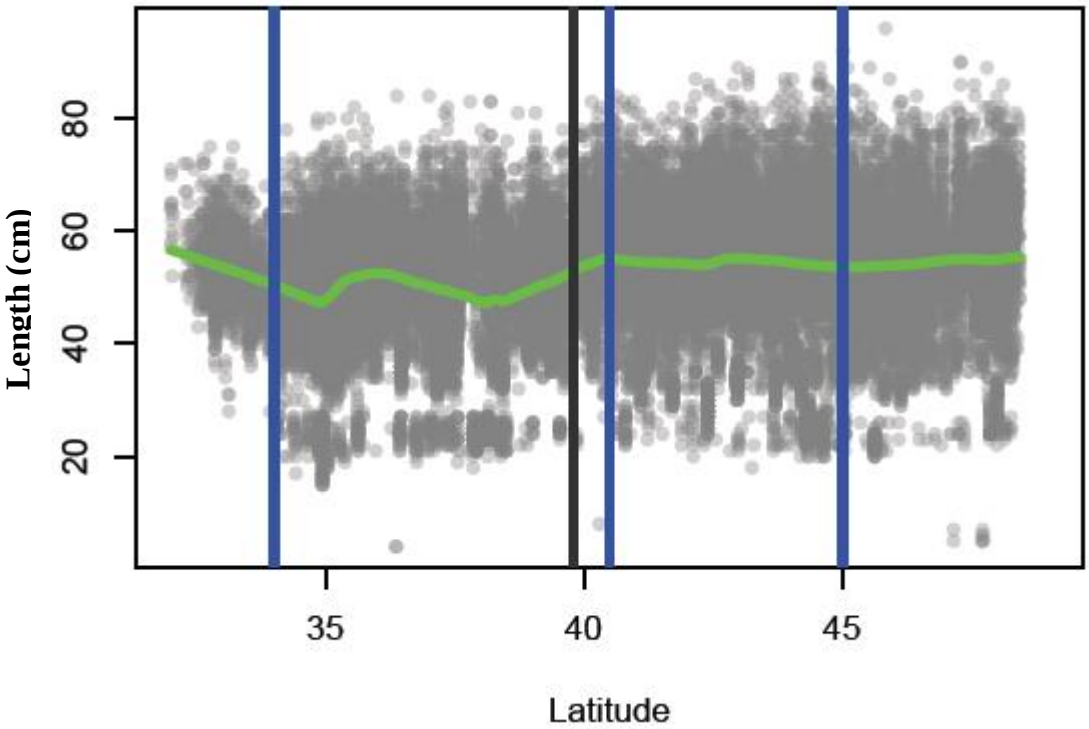

Figure 10. Latitudinal pattern in size of sablefish captured by the NWFSC shelf-slope trawl survey. A loess smoother has been added to aid in visualizing the central tendency of the data. Horizontal lines indicate strata boundaries, with the exception of the line at ~ 39.75 degrees which indicates an estimated change-point in the observed size distribution.

DRAFT

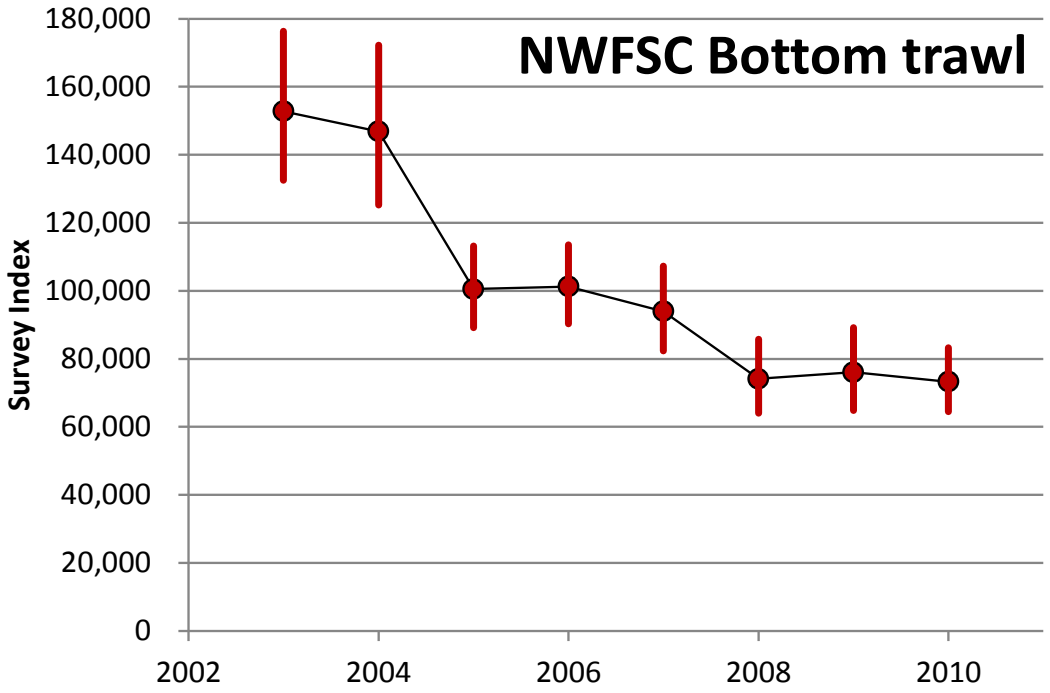

Figure 11. Index of relative abundance for the NWFSC shelf-slope survey.

DRAFT

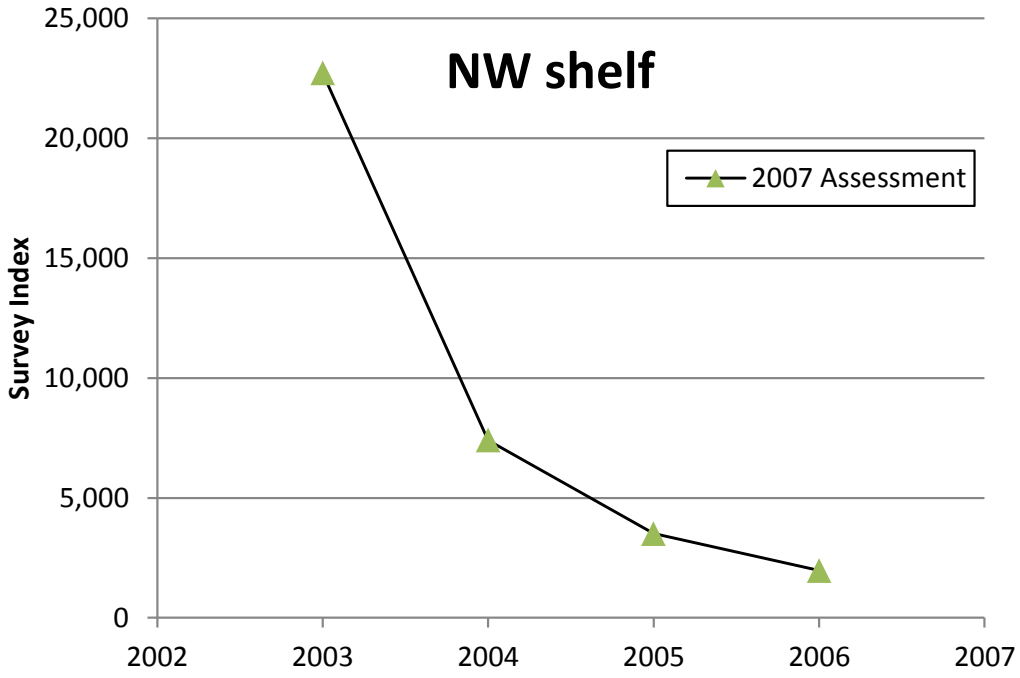

Figure 12. NWFSC shelf-survey index used in the 2007 assessment.

DRAFT

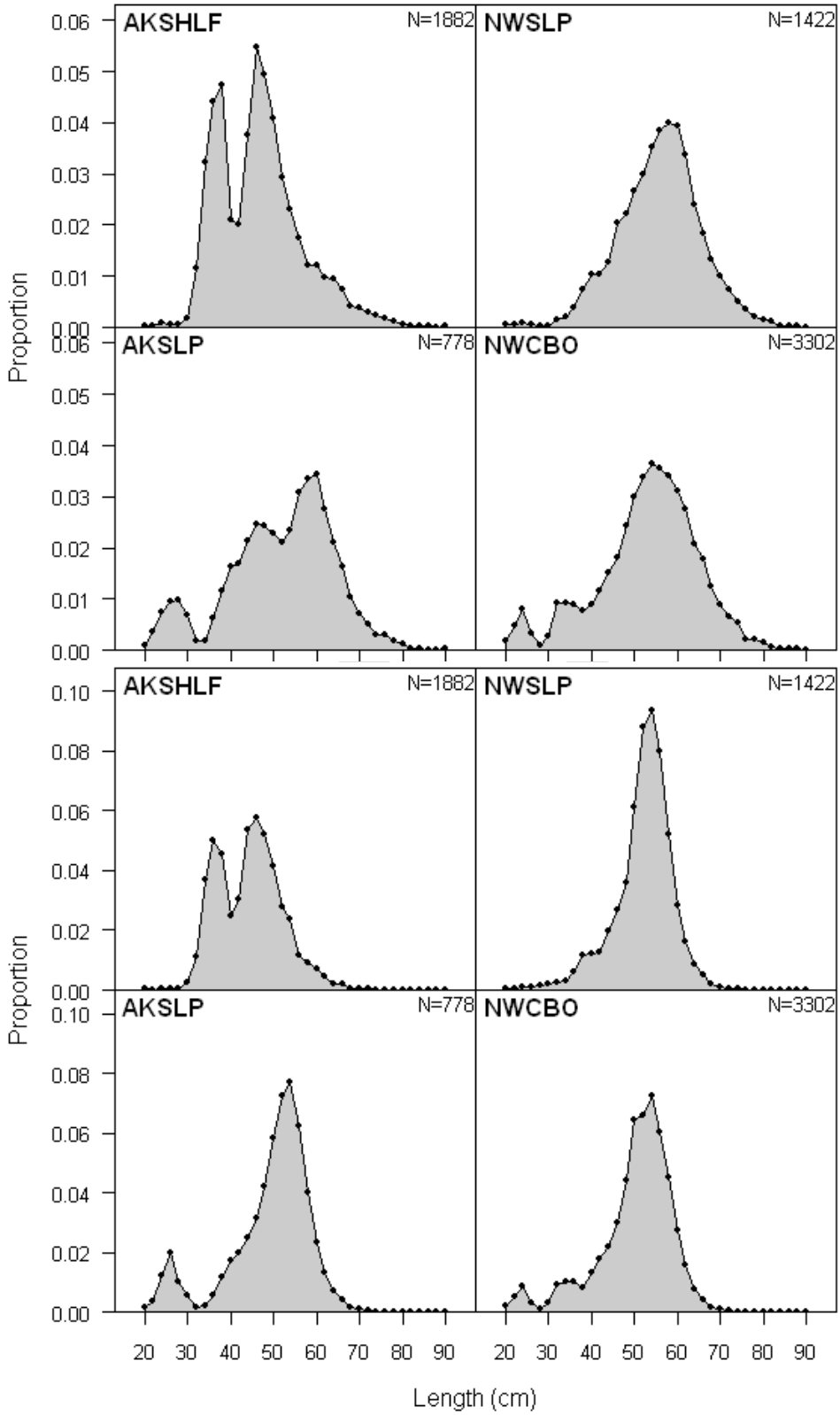

Figure 13. Length-frequency distributions for female (upper panel) and male (lower panel) sablefish aggregated across all years from fishery-independent surveys.

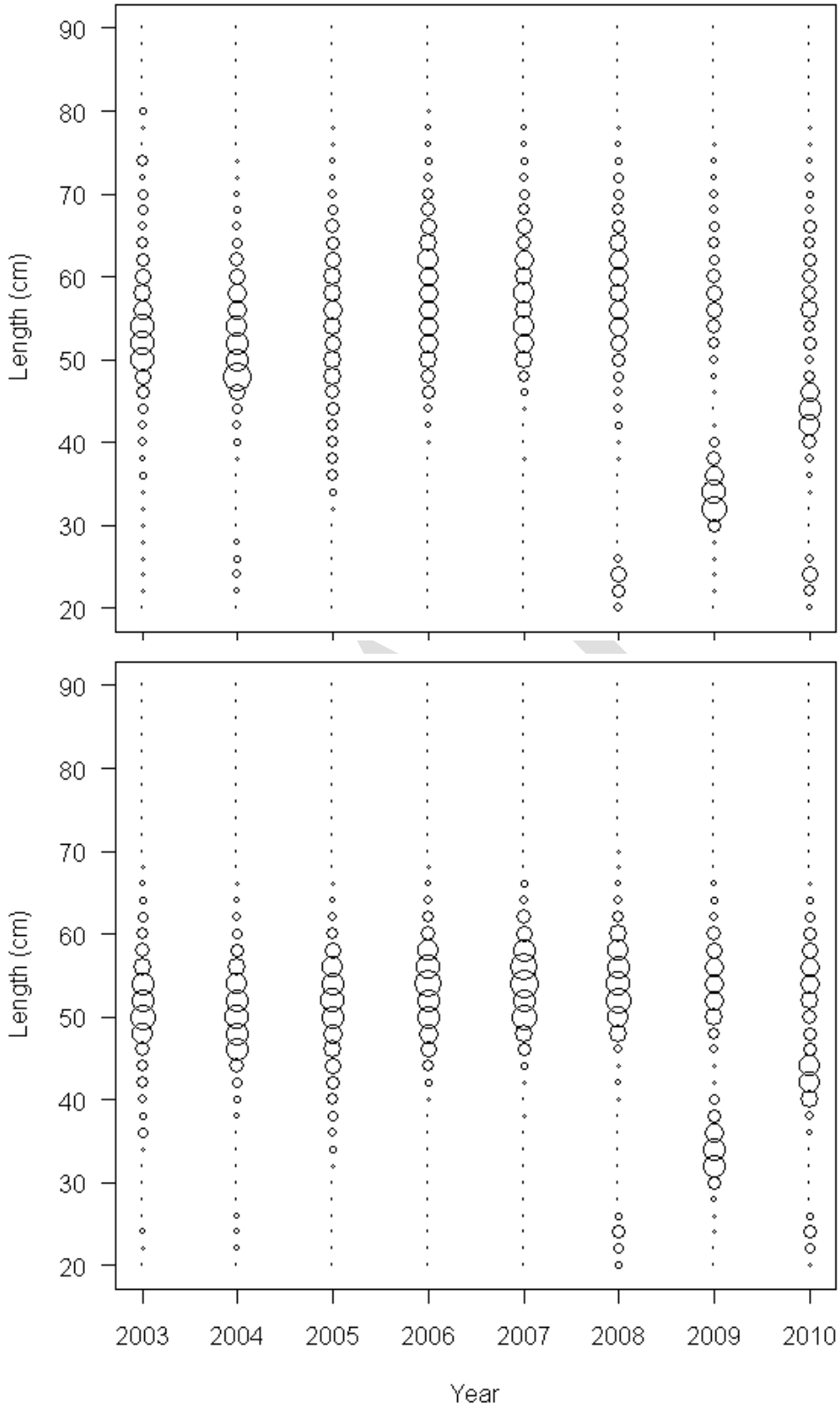

Figure 14. Length-frequency distributions for female (upper panel) and male (lower panel) sablefish from the NWFSC shelf-slope survey. Distributions sum to 1.0 in each year; the largest bubble sizes indicate proportions of 0.08 (females) and 0.10 (males).

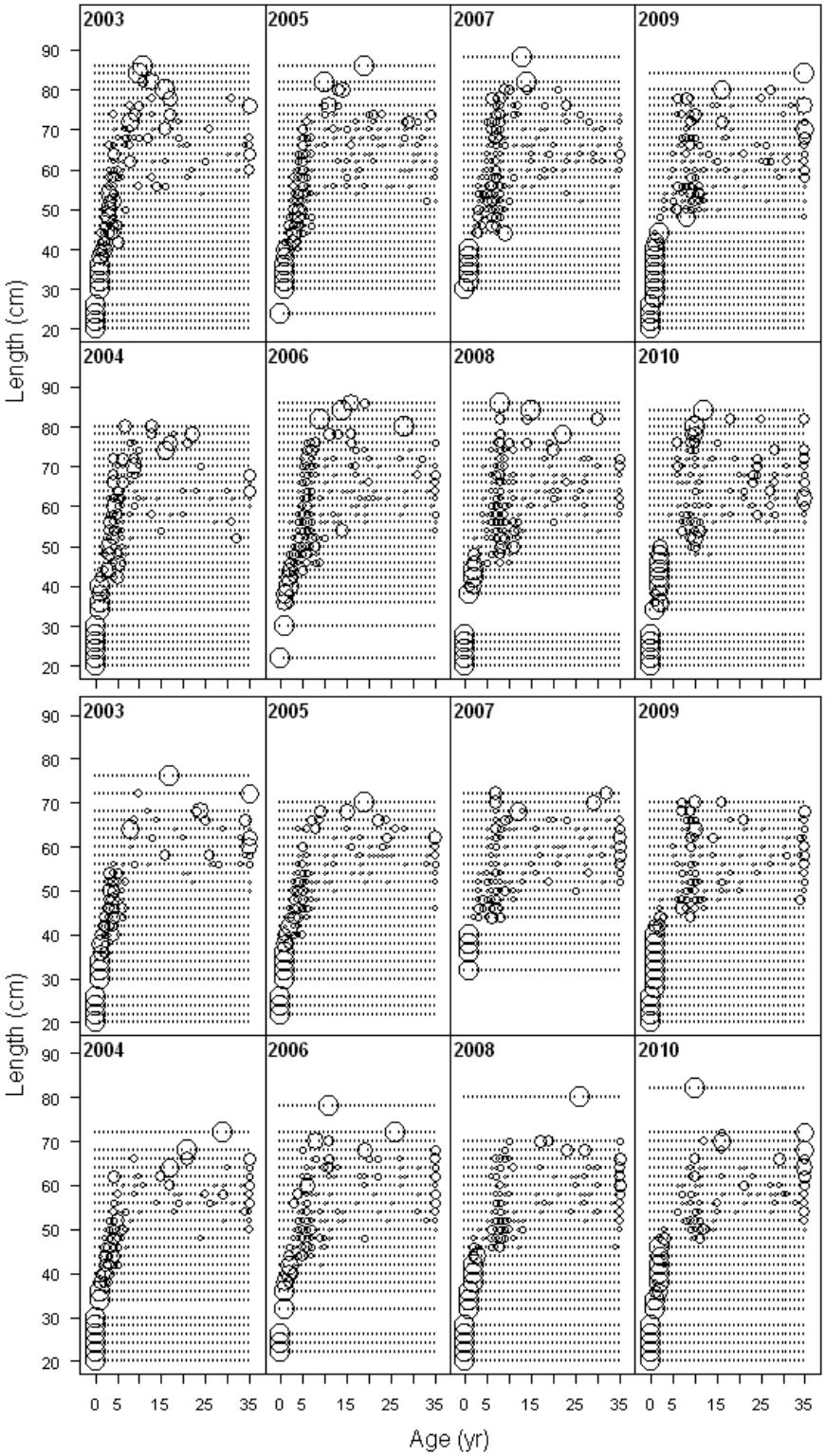

Figure 15. Conditional age-frequency distributions for female (upper panels) and male (lower panels) sablefish from the NWFSC shelf-slope survey. Distributions sum to 1.0 in each age (row); the largest bubble sizes indicate proportions of 1.0 (one fish) for both females and males.

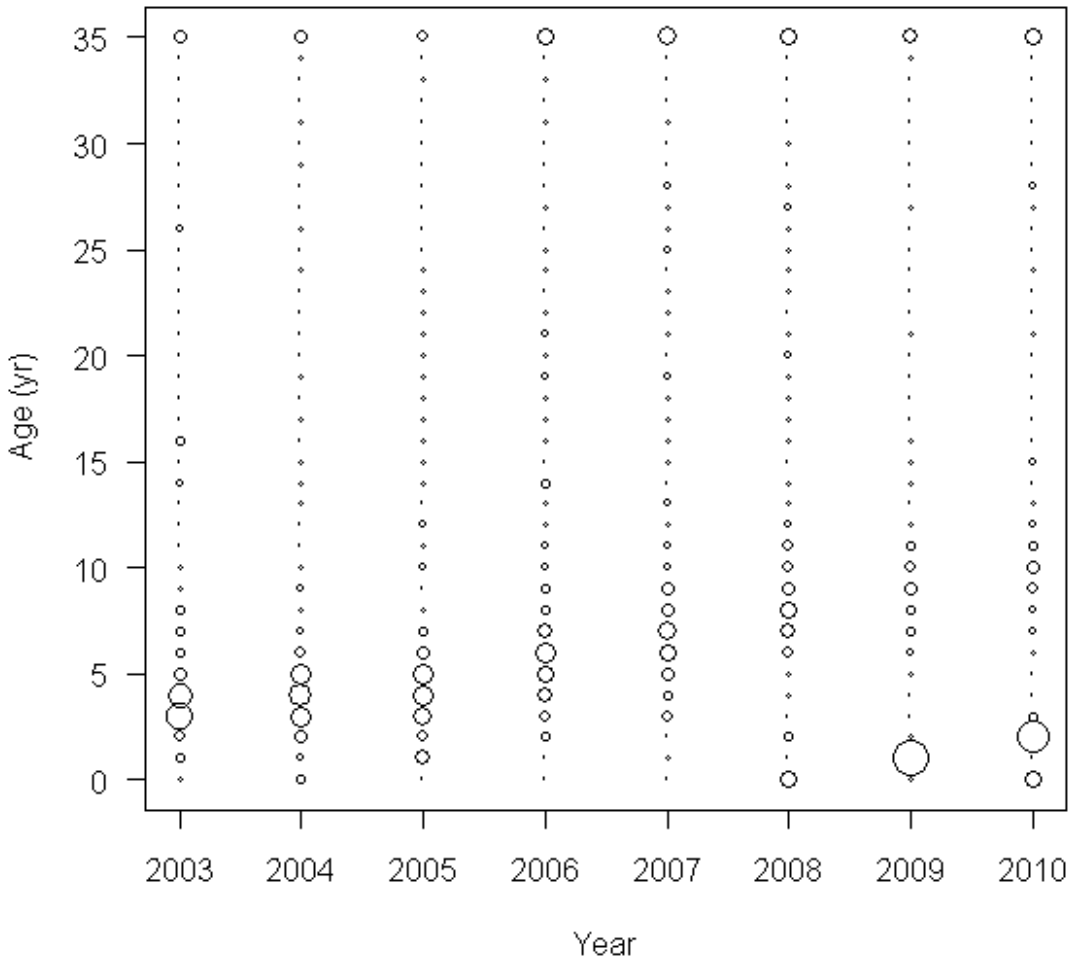

Figure 16. Combined-sex marginal age-frequency distributions for sablefish from the NWFSC shelf-slope survey. Maximum bubble size indicates a proportion of 0.47; this summary is for inspection of the data only, it is not included in the objective function.

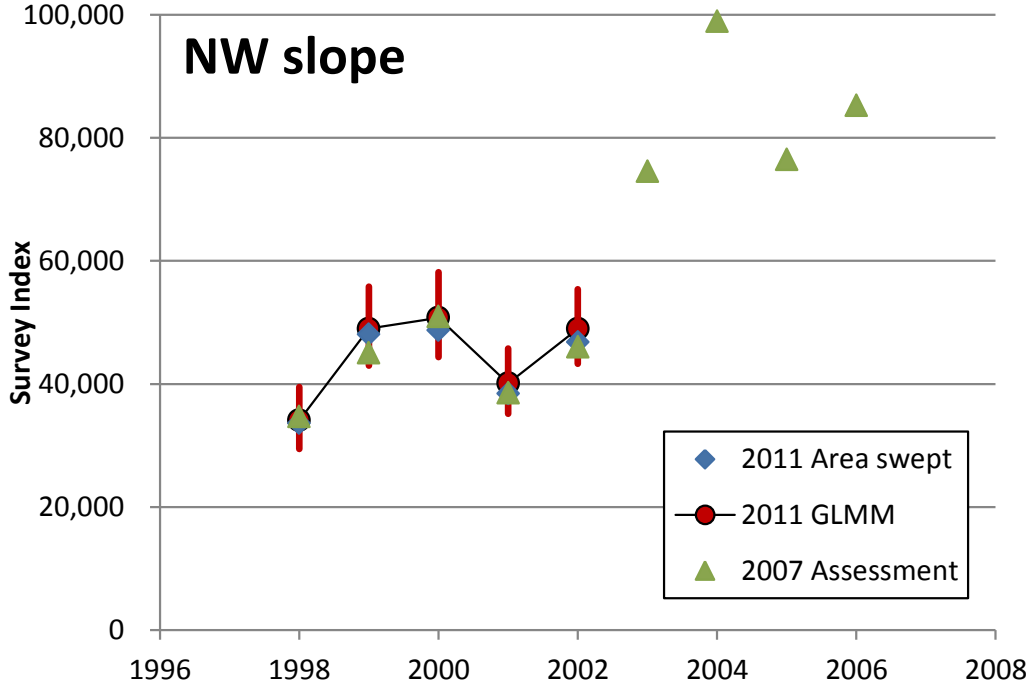

Figure 17. Comparison of estimates of relative abundance based on area-swept and GLMM methods with results used in the 2007 assessment.

DRAFT

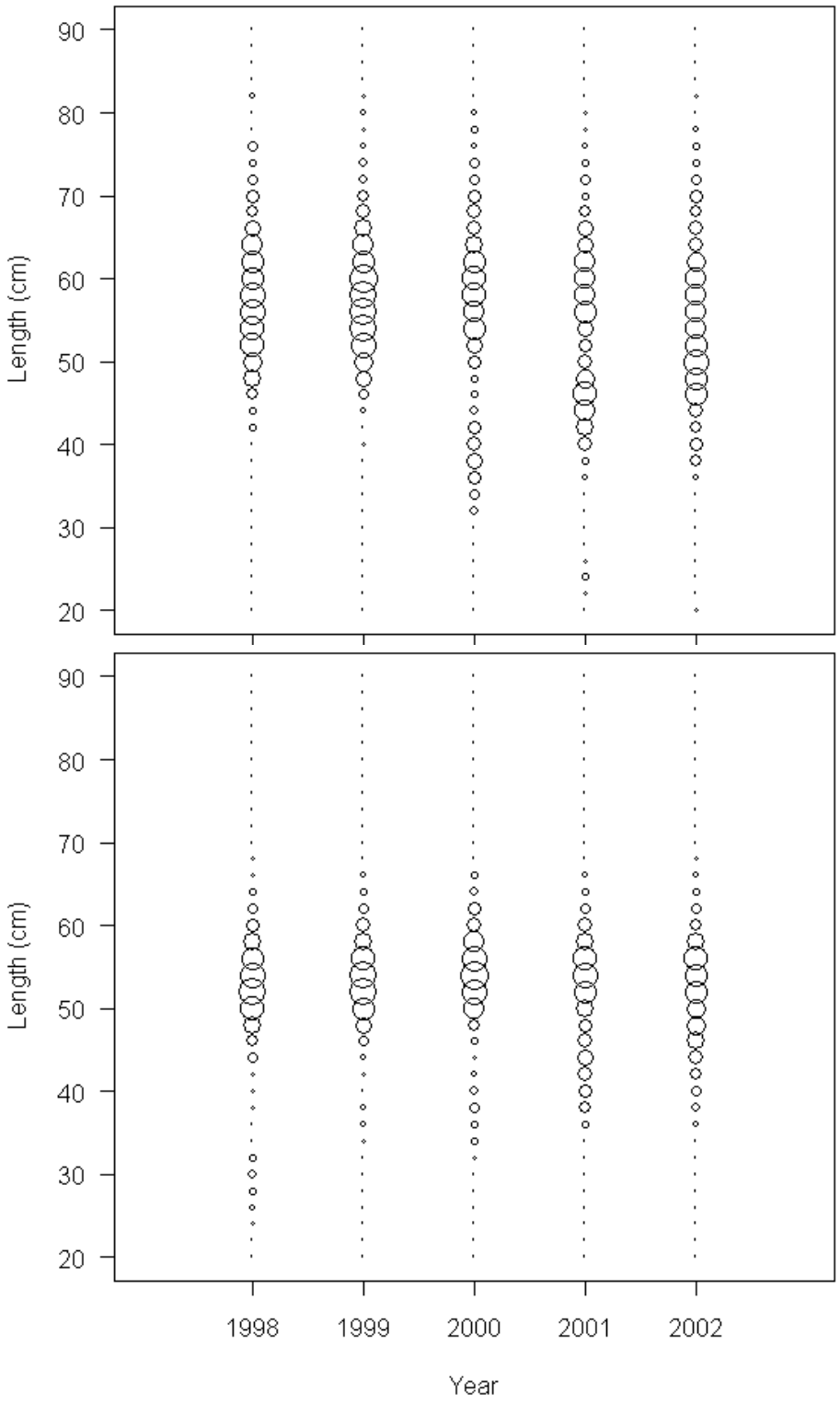

Figure 18. Length-frequency distributions for female (upper panel) and male (lower panel) sablefish from the NWFSC slope survey. Distributions sum to 1.0 in each year; the largest bubble sizes indicate proportions of 0.06 (females) and 0.11 (males).

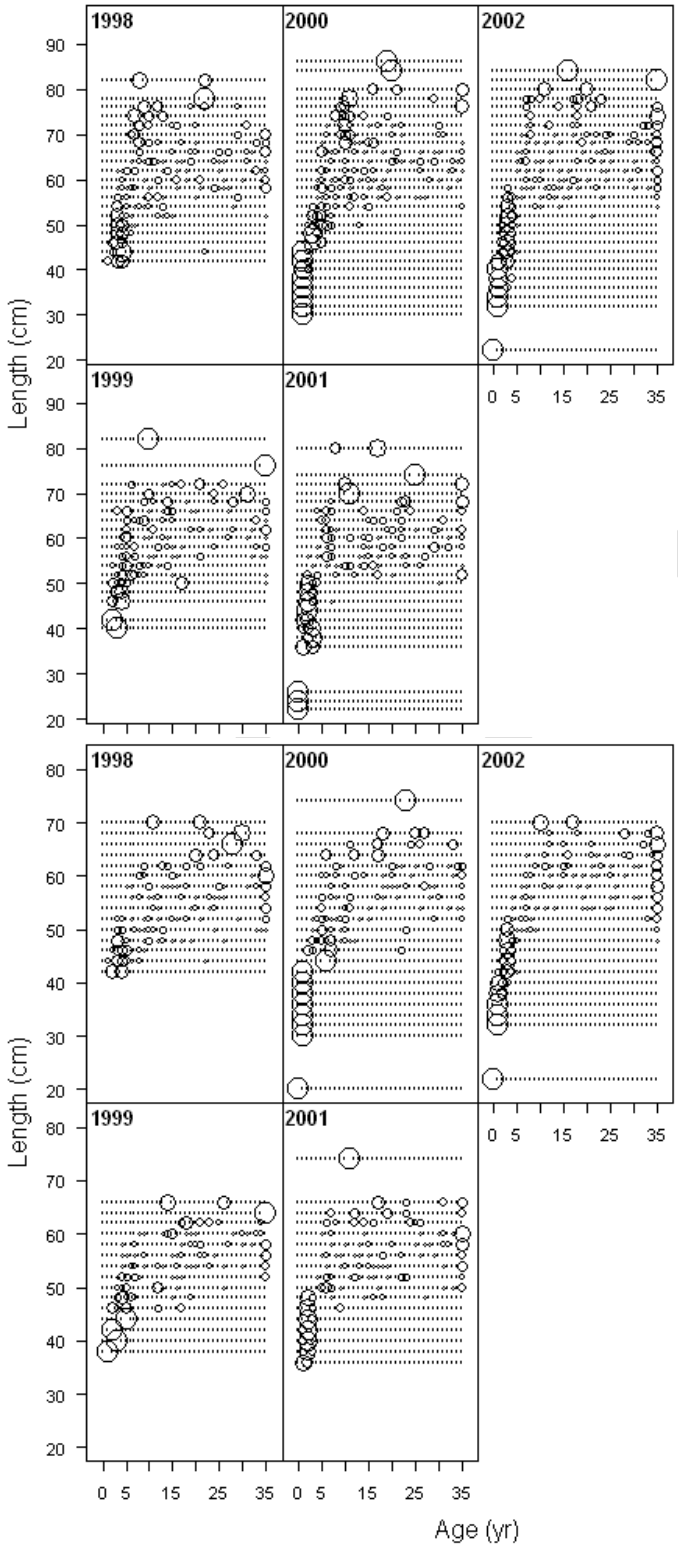

Figure 19. Conditional age-frequency distributions for female (upper panels) and male (lower panels) sablefish from the NWFSC slope survey. Distributions sum to 1.0 in each age (row); the largest bubble sizes indicate proportions of 1.0 (one fish) for both females and males.

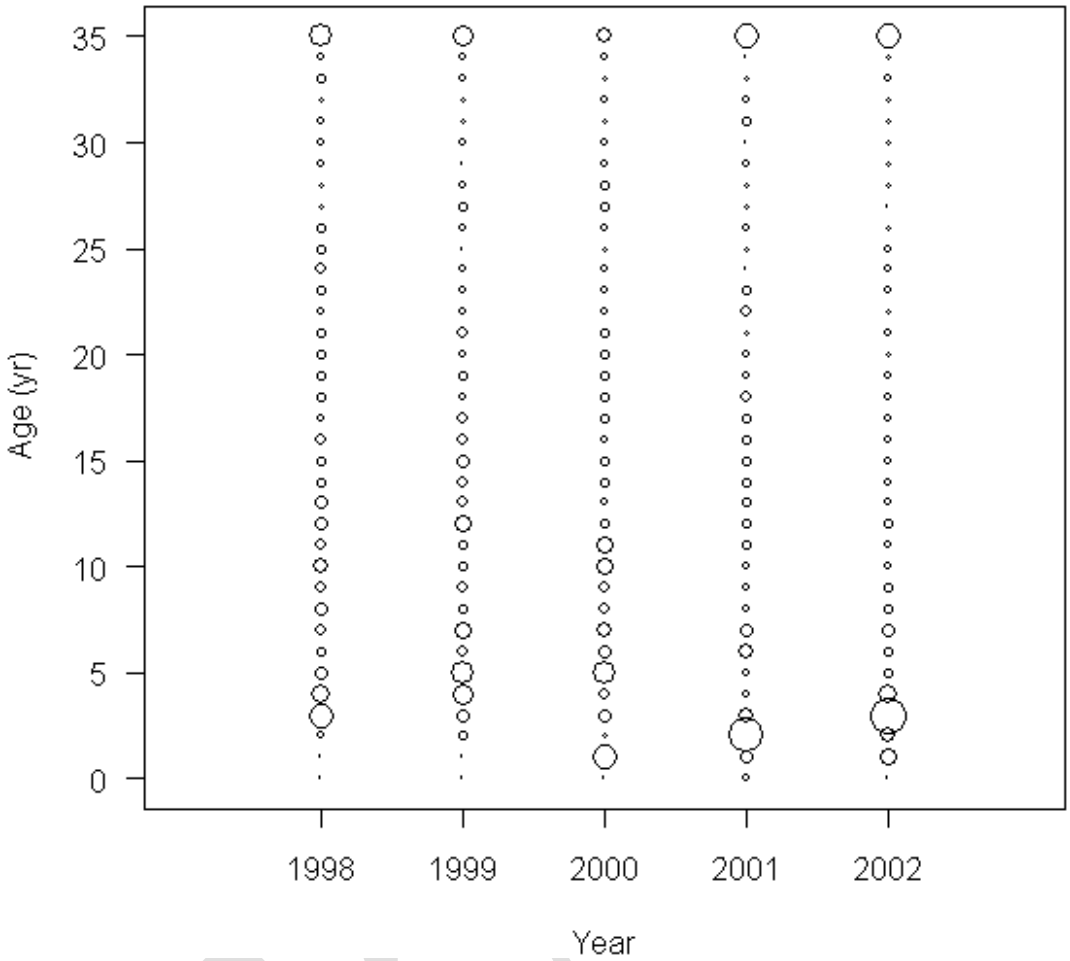

Figure 20. Combined-sex marginal age-frequency distributions for sablefish from the NWFSC slope survey. Maximum bubble size indicates a proportion of 0.28; this summary is for inspection of the data only, it is not included in the objective function.

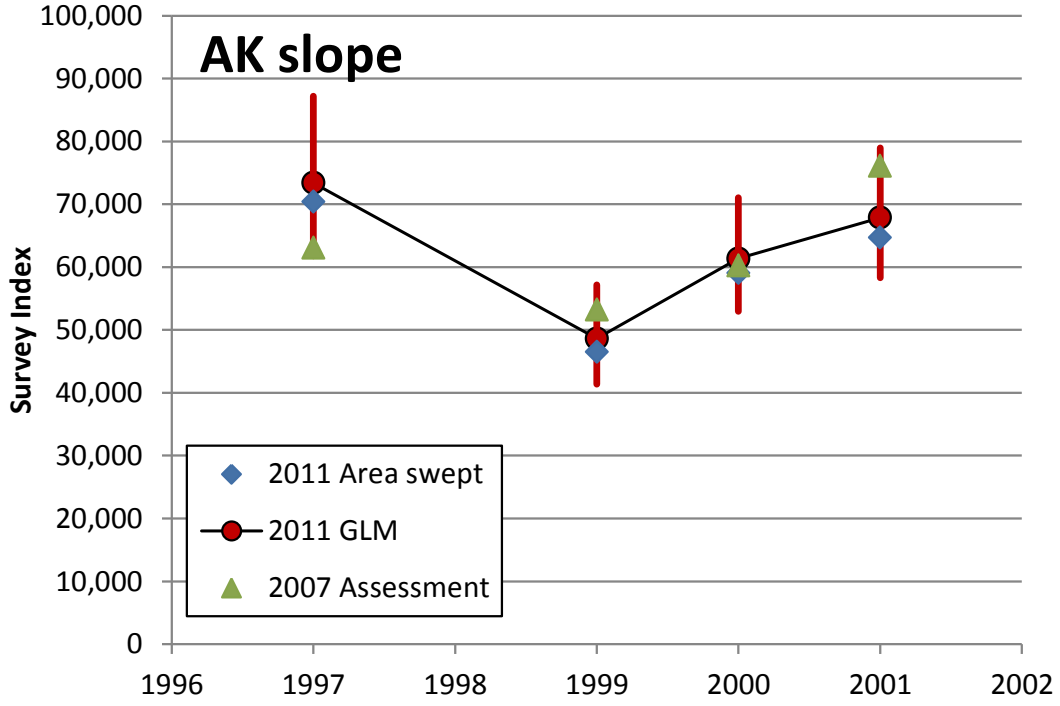

Figure 21. Comparison of AFSC slope survey estimates of relative abundance based on area-swept and GLMM methods with results used in the 2007 assessment.

DRAFT

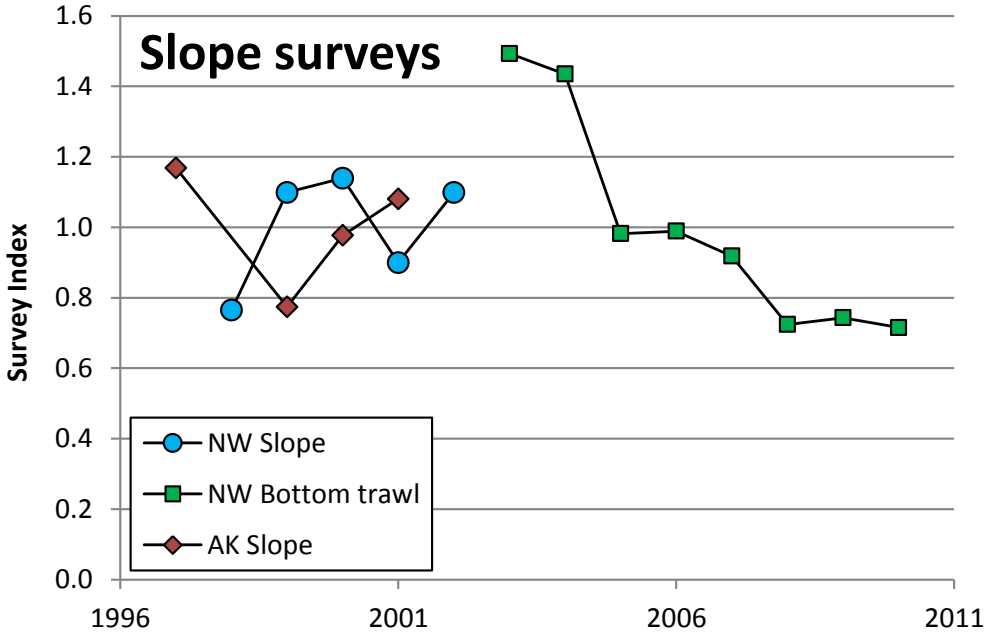

Figure 22. Mean-centered indices of abundance that contain the adult portion of the distribution.

DRAFT

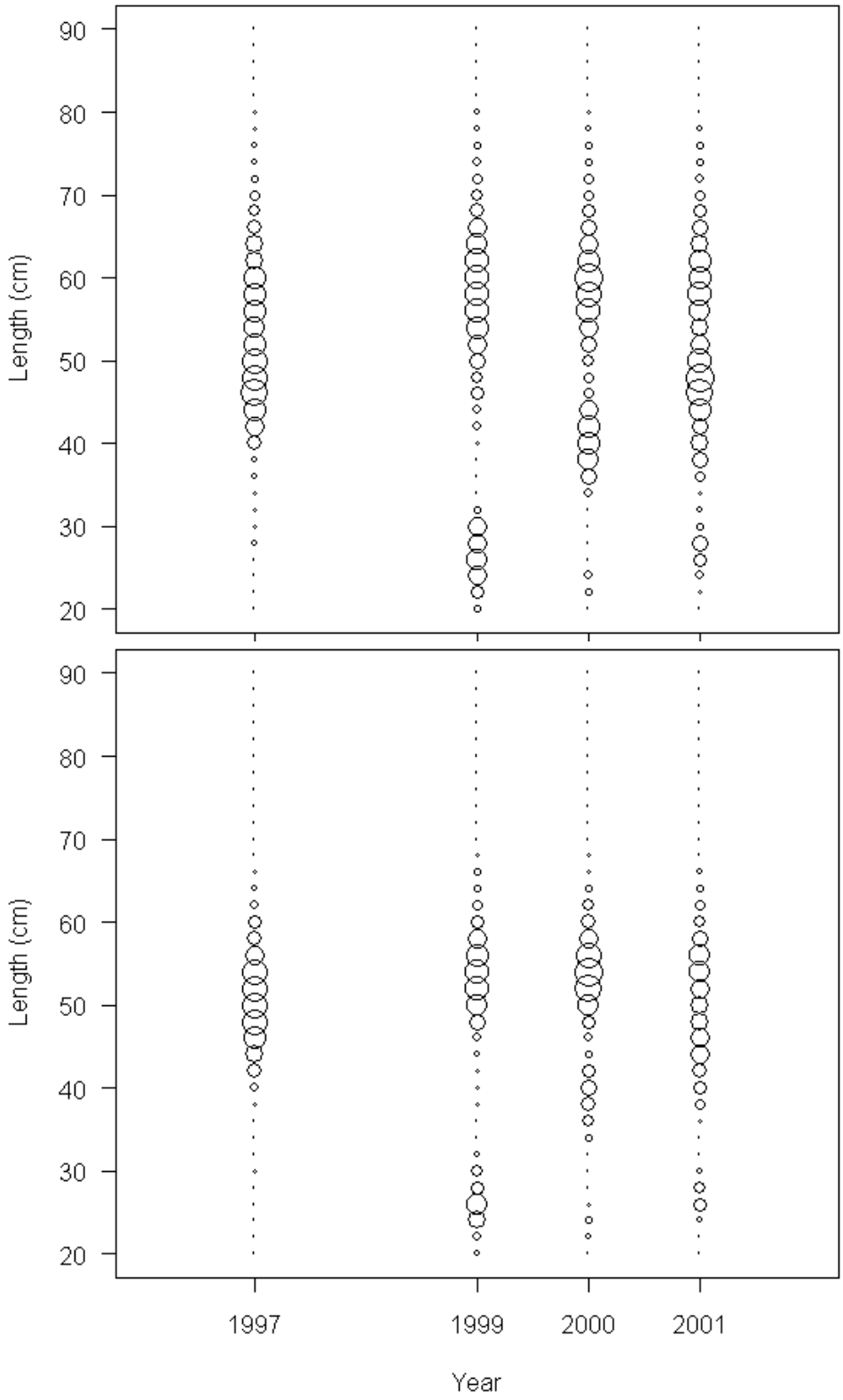

Figure 23. Length-frequency distributions for female (upper panel) and male (lower panel) sablefish from the AFSC slope survey. Distributions sum to 1.0 in each year; the largest bubble sizes indicate proportions of 0.05 (females) and 0.10 (males).

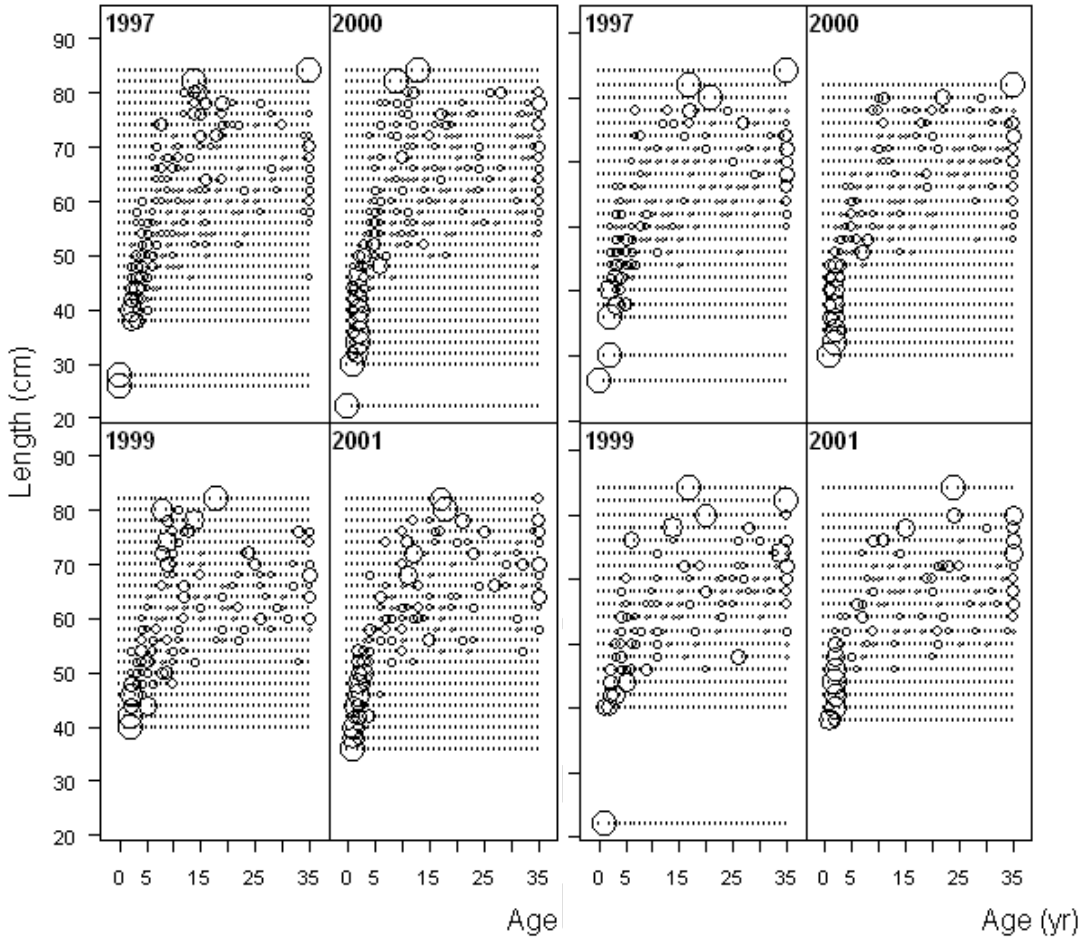

Figure 24. Conditional age-frequency distributions for female (left panels) and male (right panels) sablefish from the AFSC slope survey. Distributions sum to 1.0 in each age (row); the largest bubble sizes indicate proportions of 1.0 (one fish) for both females and males.

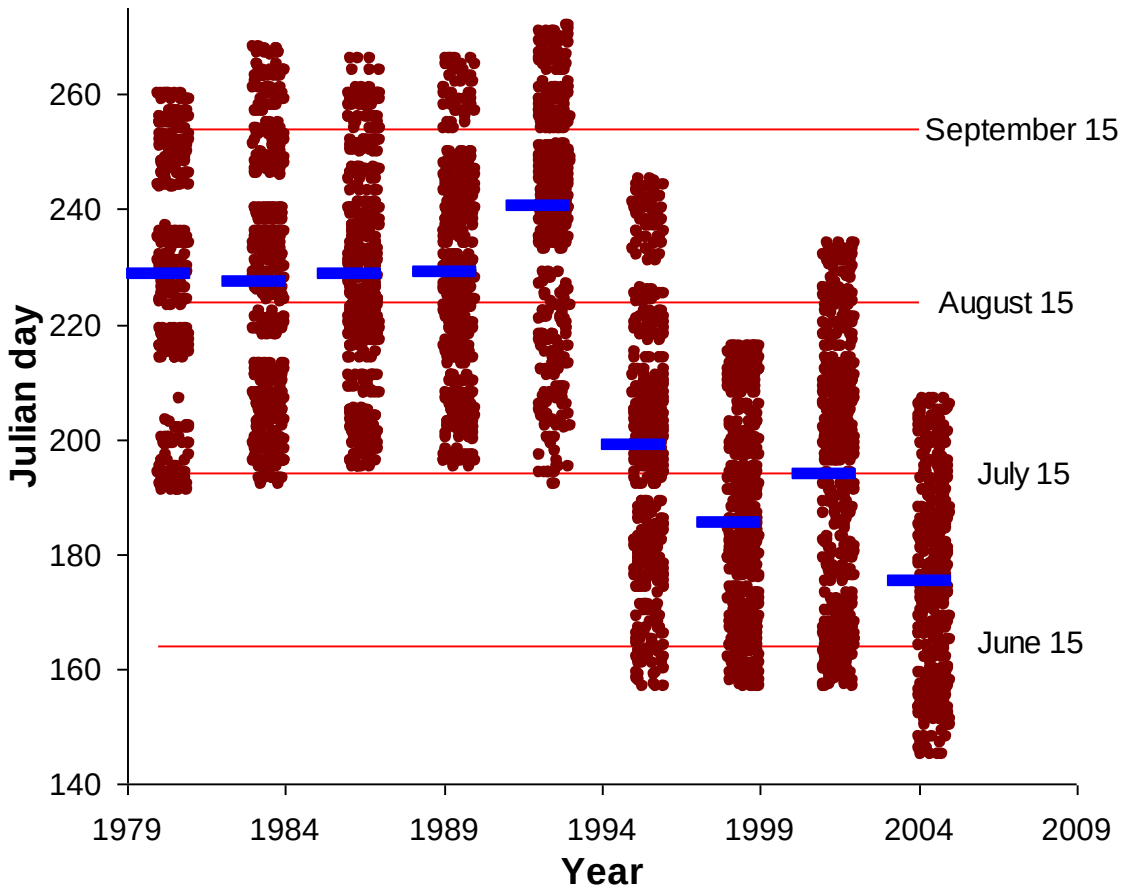

Figure 25. Distribution of dates of operation for the AFSC triennial bottom trawl survey (1980-2004). Solid bars show the mean date for each survey year, points represent individual hauls dates, but are jittered to allow better delineation of the distribution of individual points.

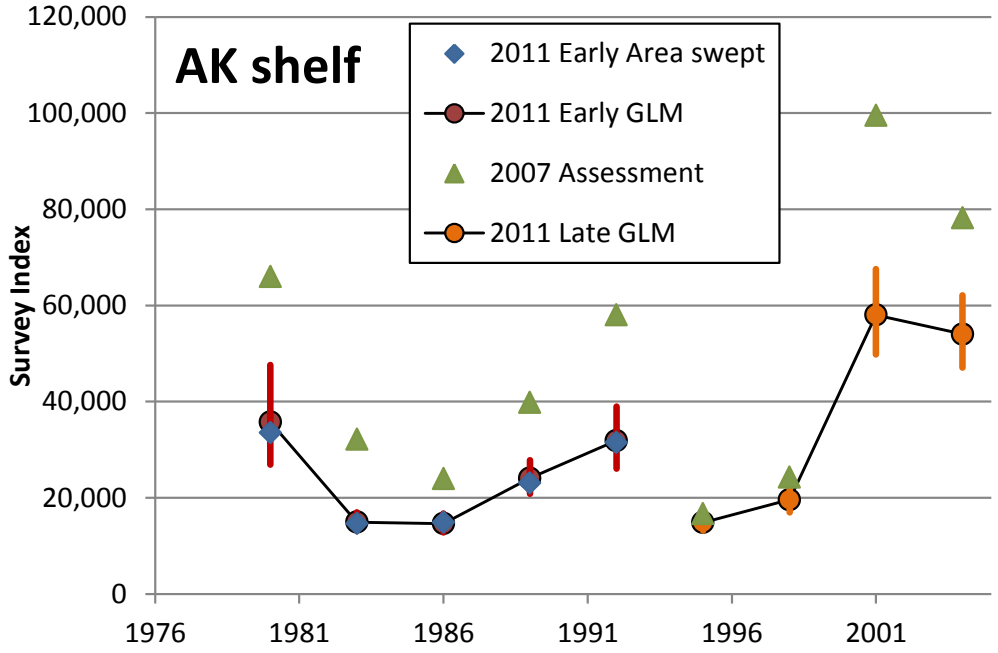

Figure 26. Comparison of AFSC shelf survey estimates of relative abundance based on area-swept and GLMM methods with results used in the 2007 assessment.

DRAFT

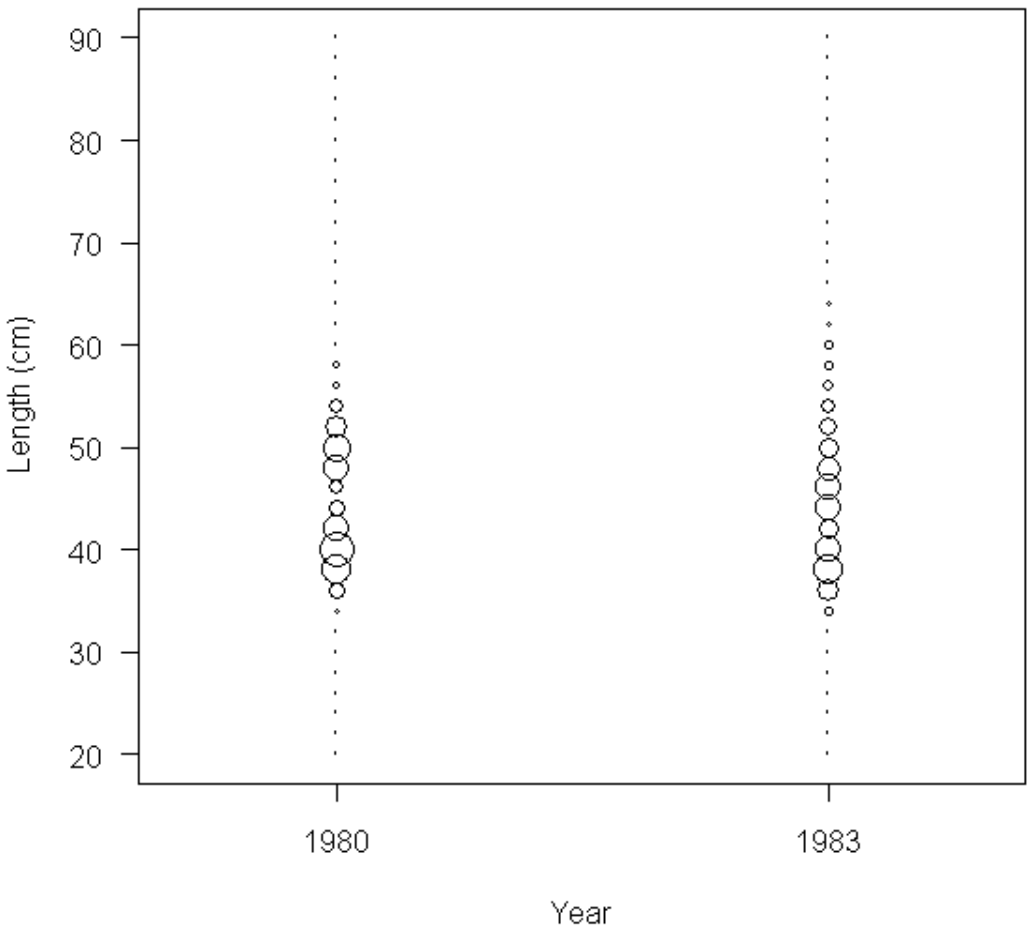

Figure 27. Length-frequency distributions for unsexed sablefish from the early years of the AFSC triennial shelf bottom trawl survey. Distributions sum to 1.0 in each year; the largest bubble size indicates a proportion of 0.20.

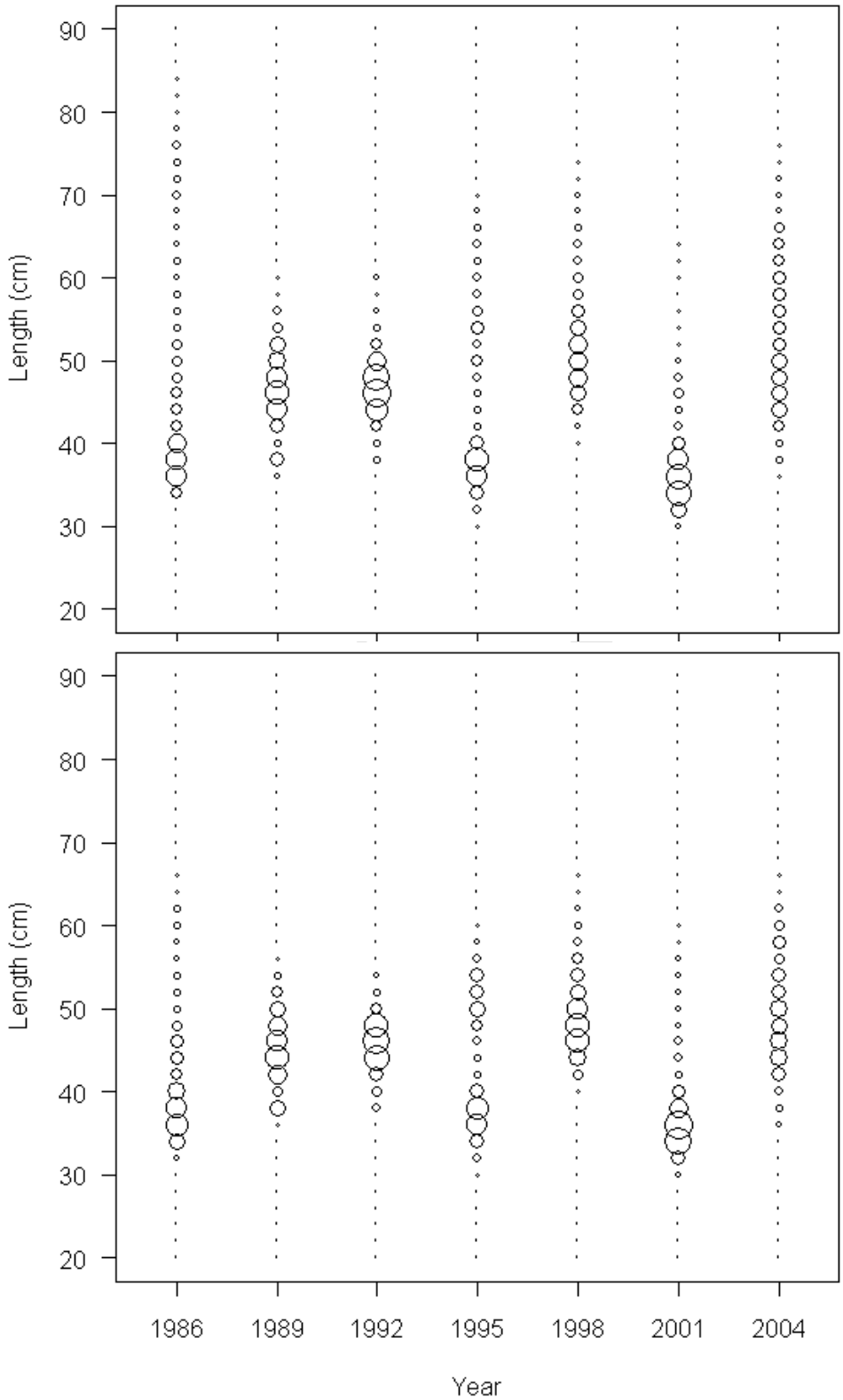

Figure 28. Length-frequency distributions for female (upper panel) and male (lower panel) sablefish from the AFSC shelf survey. Distributions sum to 1.0 in each year; the largest bubble sizes indicate proportions of 0.14 (females) and 0.14 (males).

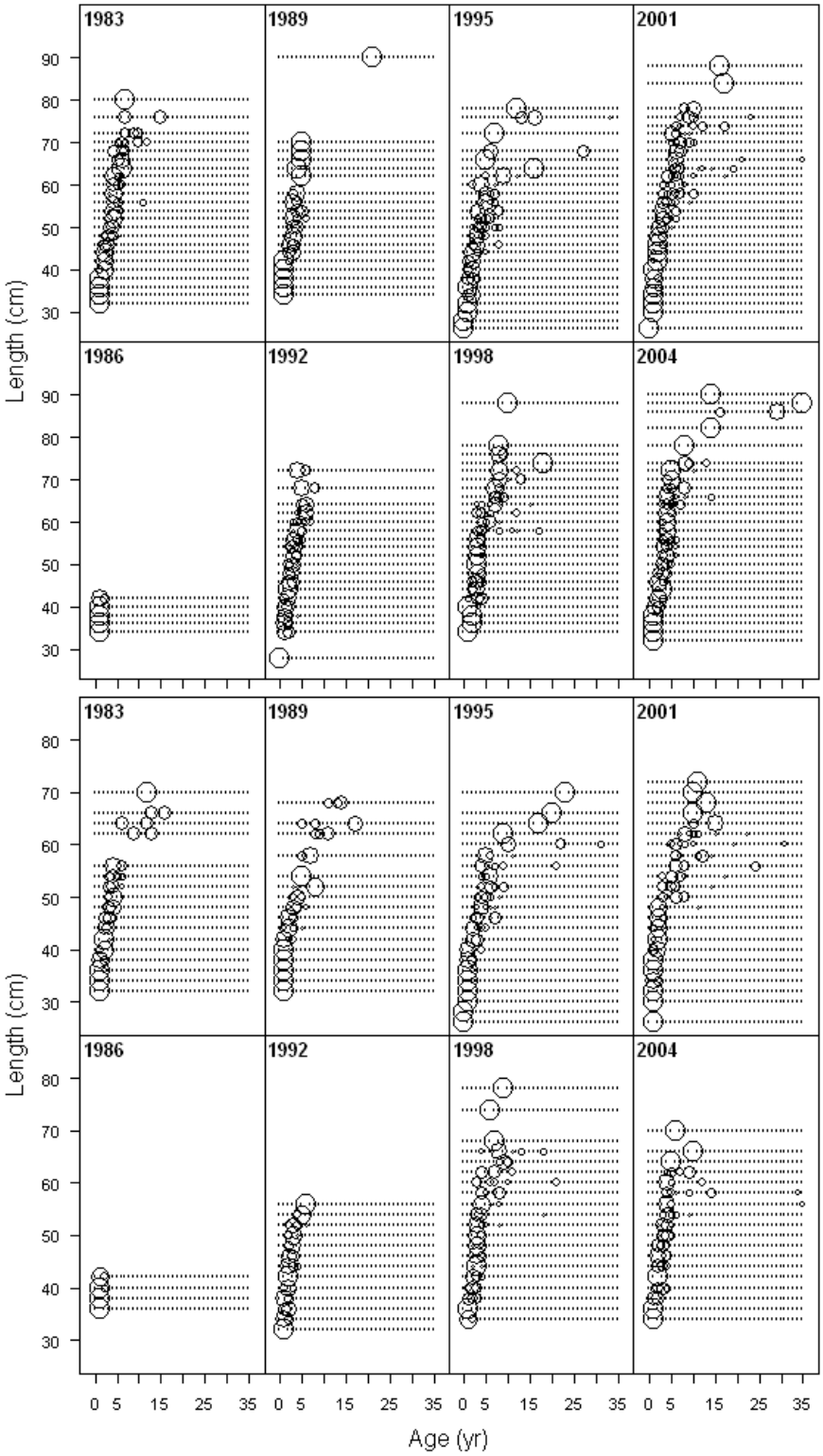

Figure 29. Conditional age-frequency distributions for female (upper panels) and male (lower panels) sablefish from the AFSC shelf survey. Distributions sum to 1.0 in each age (row); the largest bubble sizes indicate proportions of 1.0 (one fish) for both females and males.

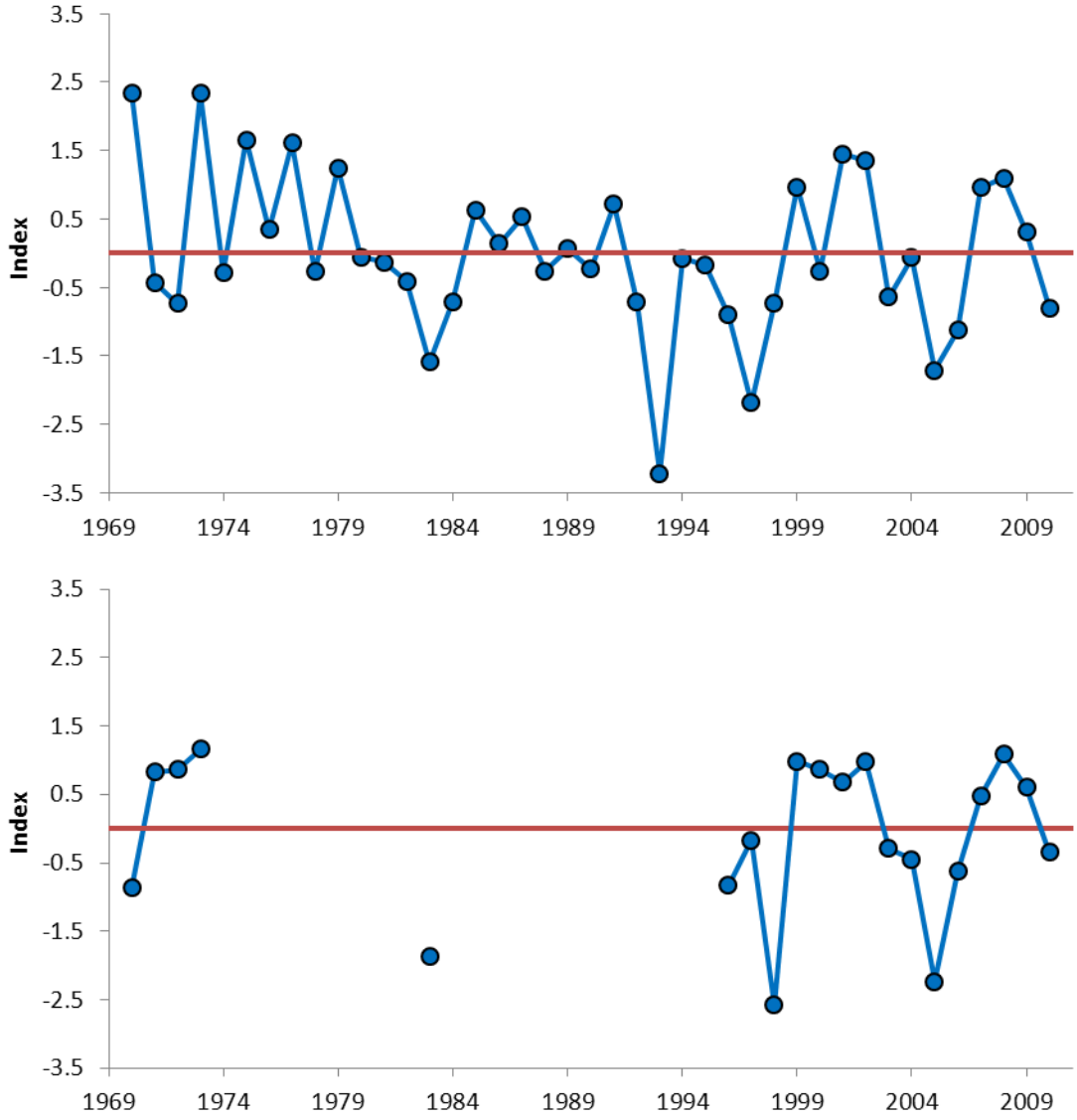

Figure 30. Environmental indices derived from sea-surface height (upper panel; M. Schirripa, personal communication) and zooplankton abundance (lower panel; B. Black and W. Peterson, personal communication).

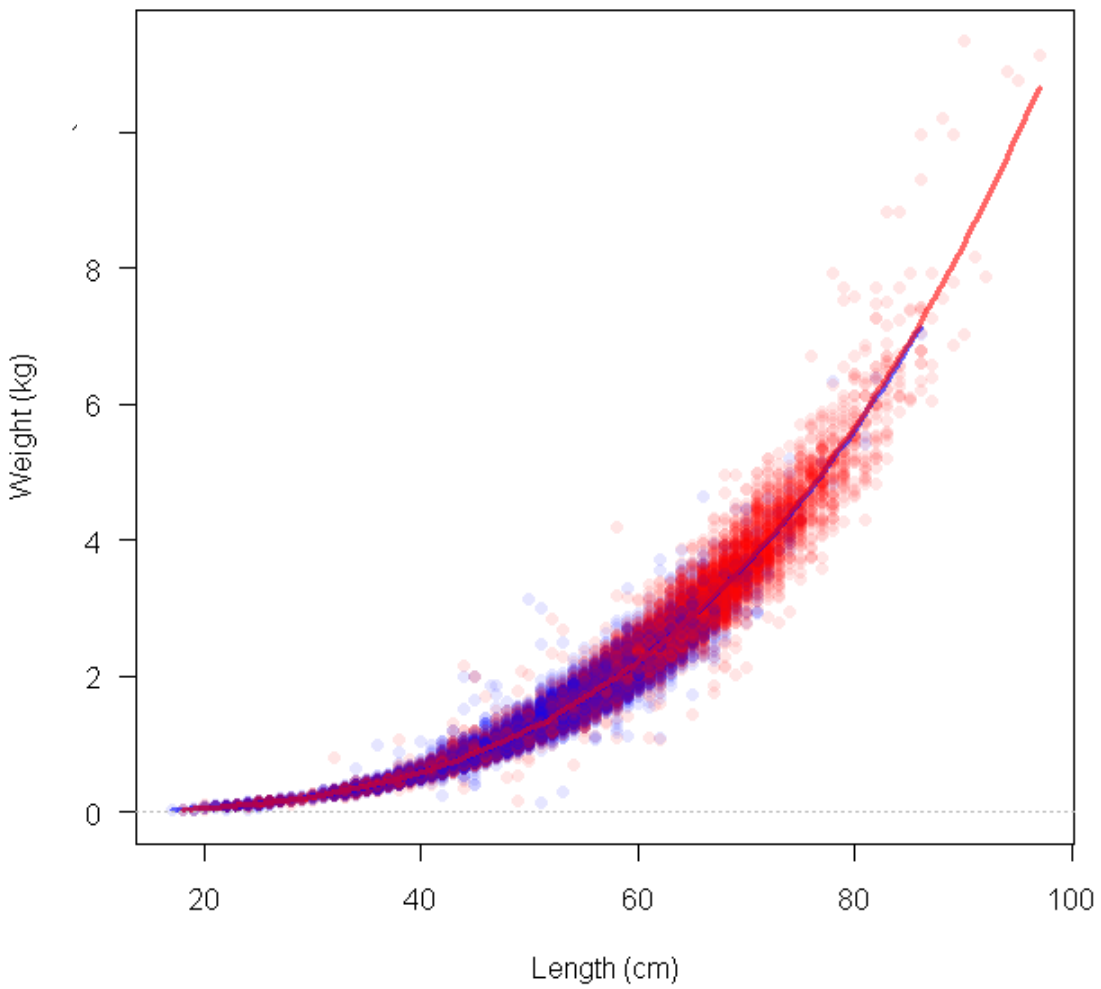

Figure 31. W-L relationship for male and female sablefish estimated. Data represent all available commercial and survey length-individual weight observations.

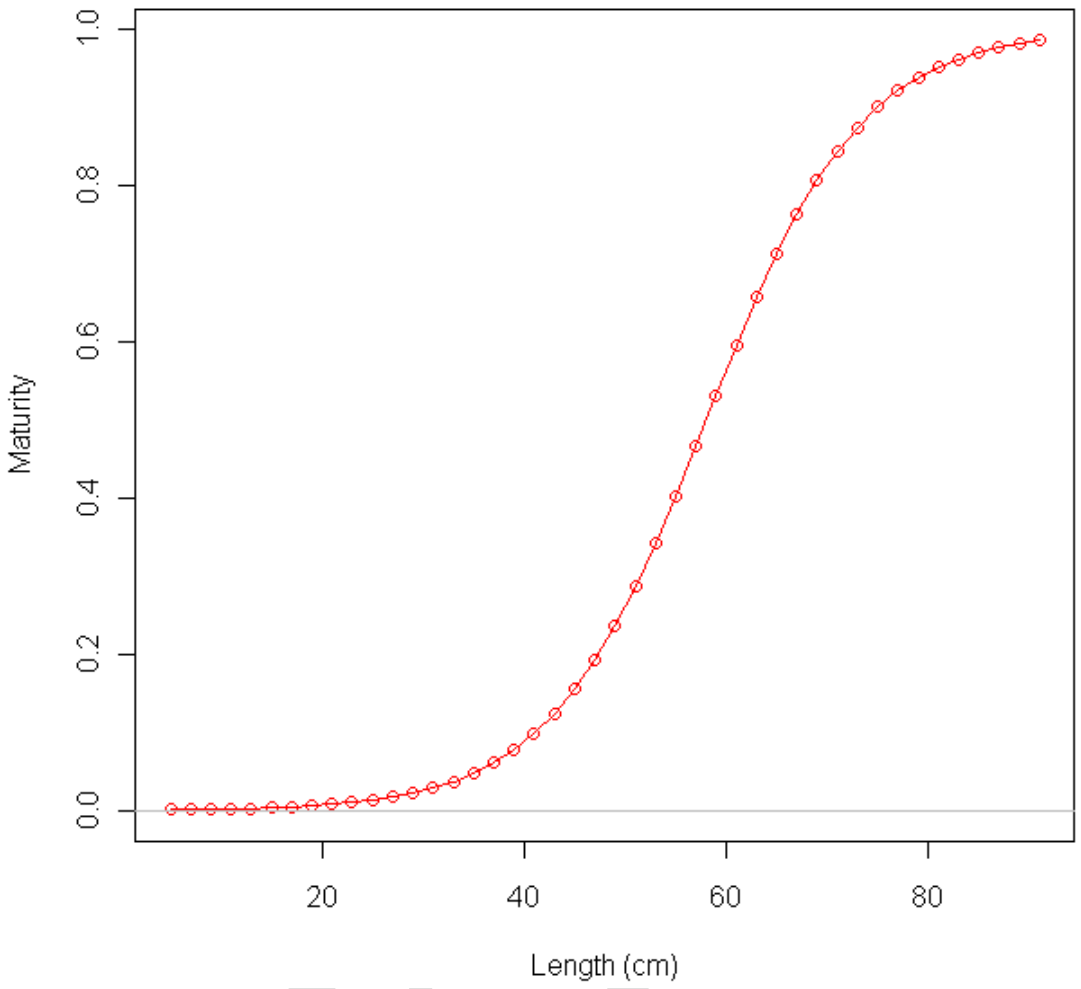

Figure 32. Female maturity curve derived from published studies.

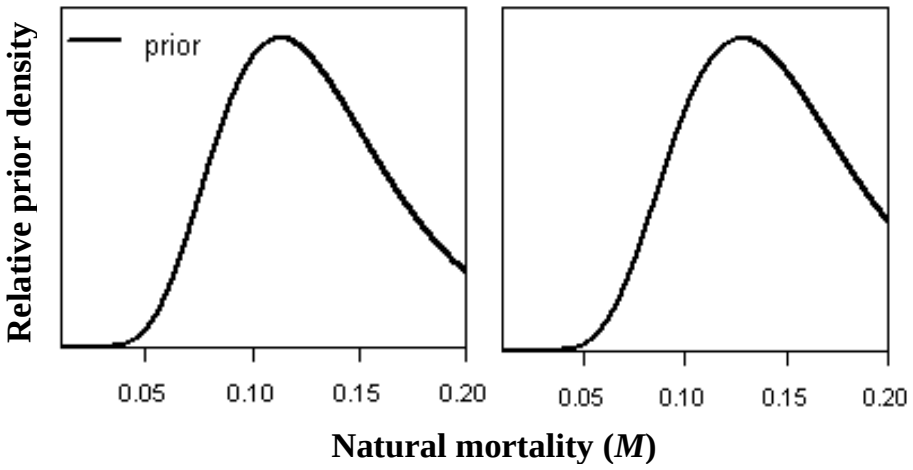

Figure 33. Prior for female (left panel) and male (right panel) natural mortality (*M*).

DRAFT

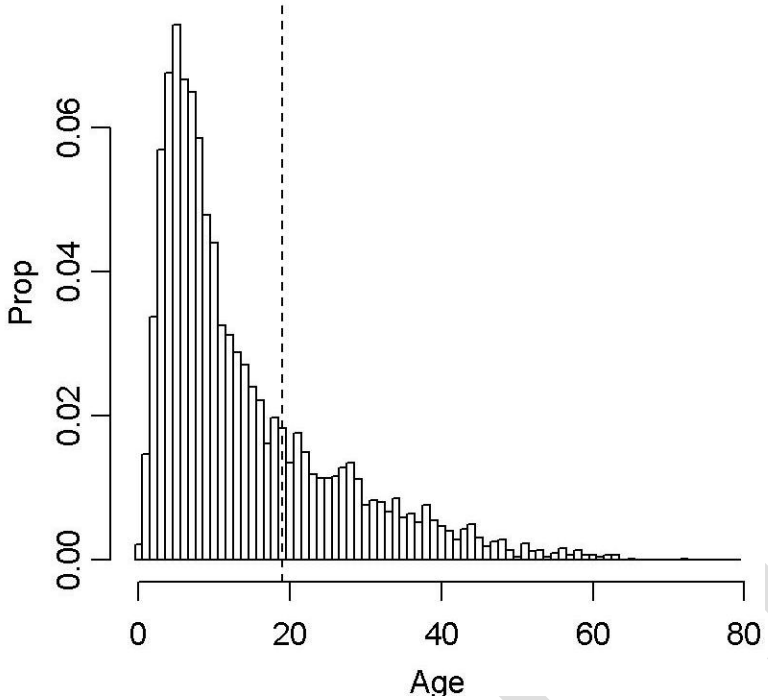

Figure 34. Summary of all age reads included in the analysis of within- and among-aging lab bias and imprecision. Vertical line indicates the AIC-selected maximum age for estimated proportions in the underlying sample.

DRAFT

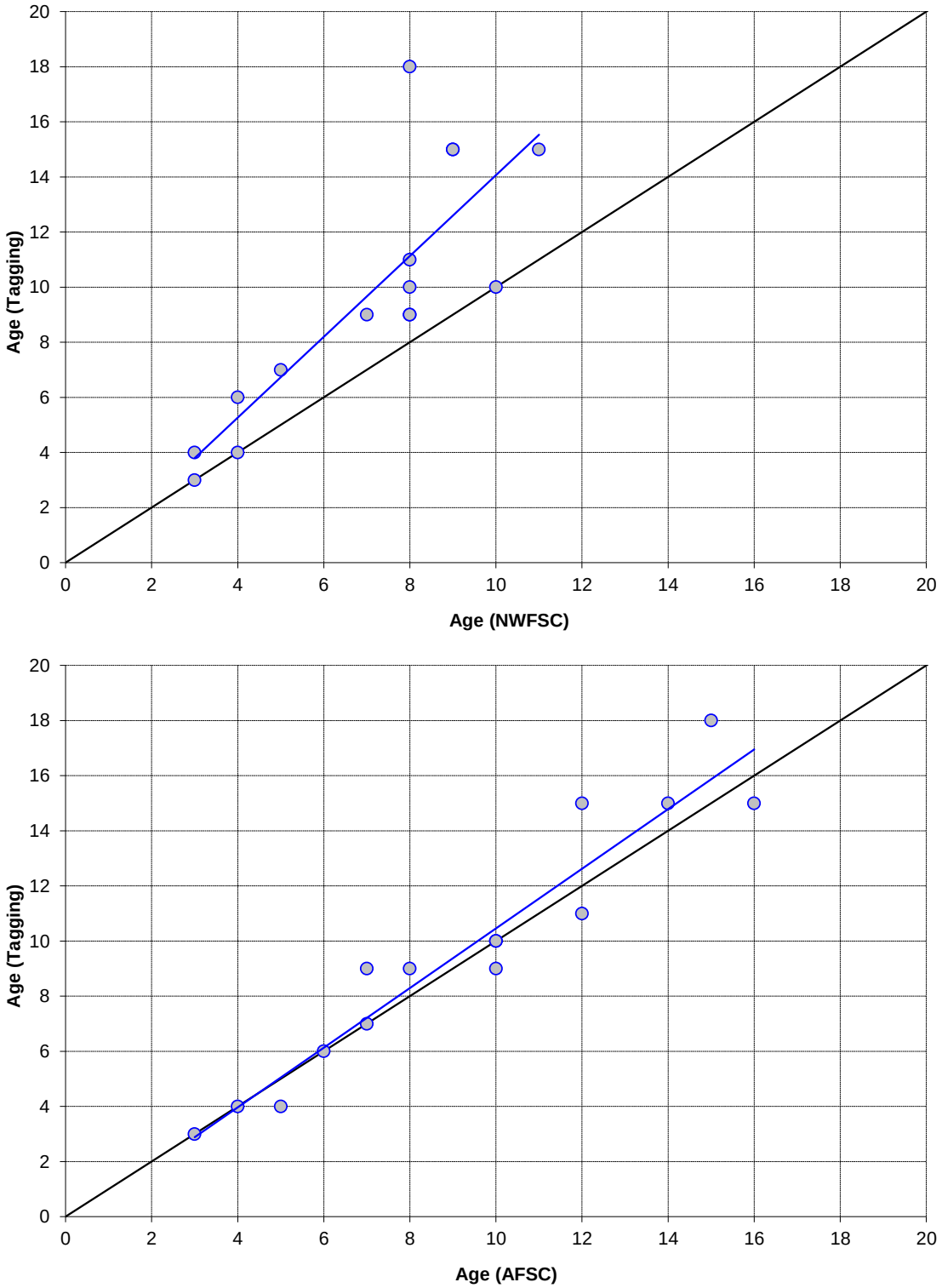

Figure 35. Summary of age reads from tagged sablefish. Full diagonal line indicates the one-one relationship, shorter line a linear fit to age estimates.

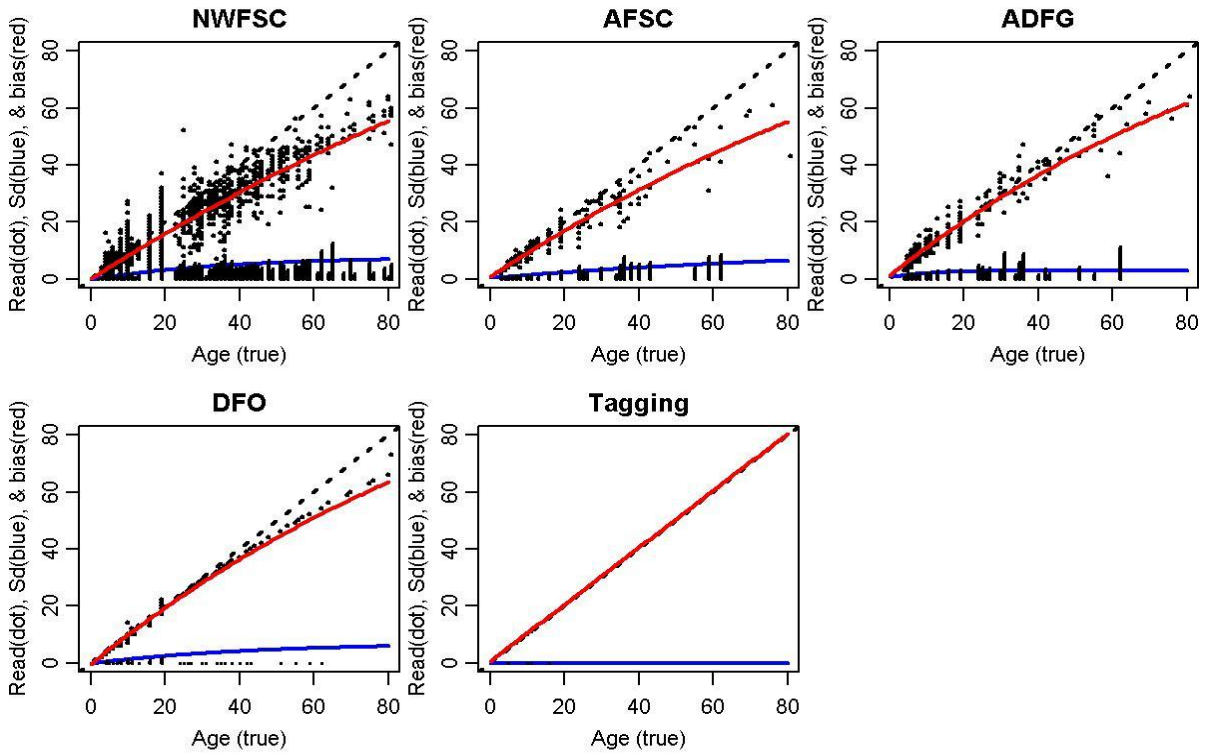

Figure 36. Summary of ageing bias, and imprecision, for various ageing labs used in preliminary modeling. Black points represent observed ages, black bars the observed standard deviation of observed age at estimated true age. Dashed line indicates a 1:1 relationship. Solid lines indicate the predicted observed age at estimated true age (upper line in each panel) and the predicted standard deviation of observed age at estimated true age (lower line in each panel).

DRAFT

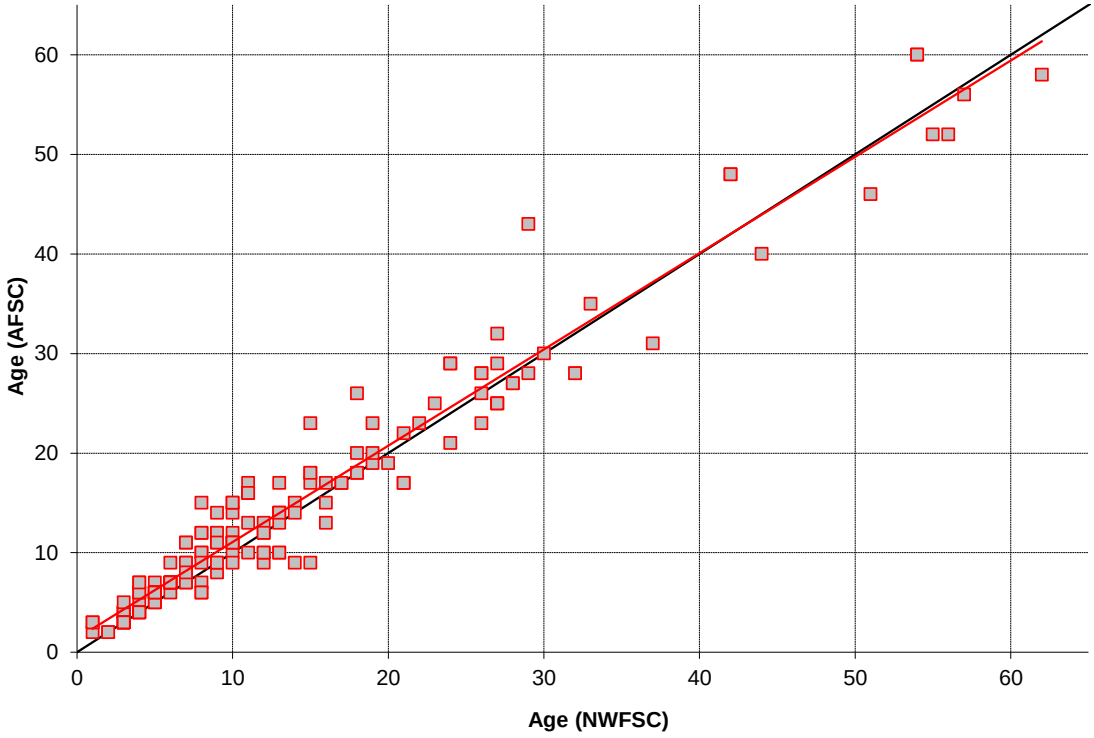

Figure 37. Summary of age reads from west coast sablefish. Diagonal lines for both the one-one relationship and a linear fit to age estimates are plotted.

DRAFT

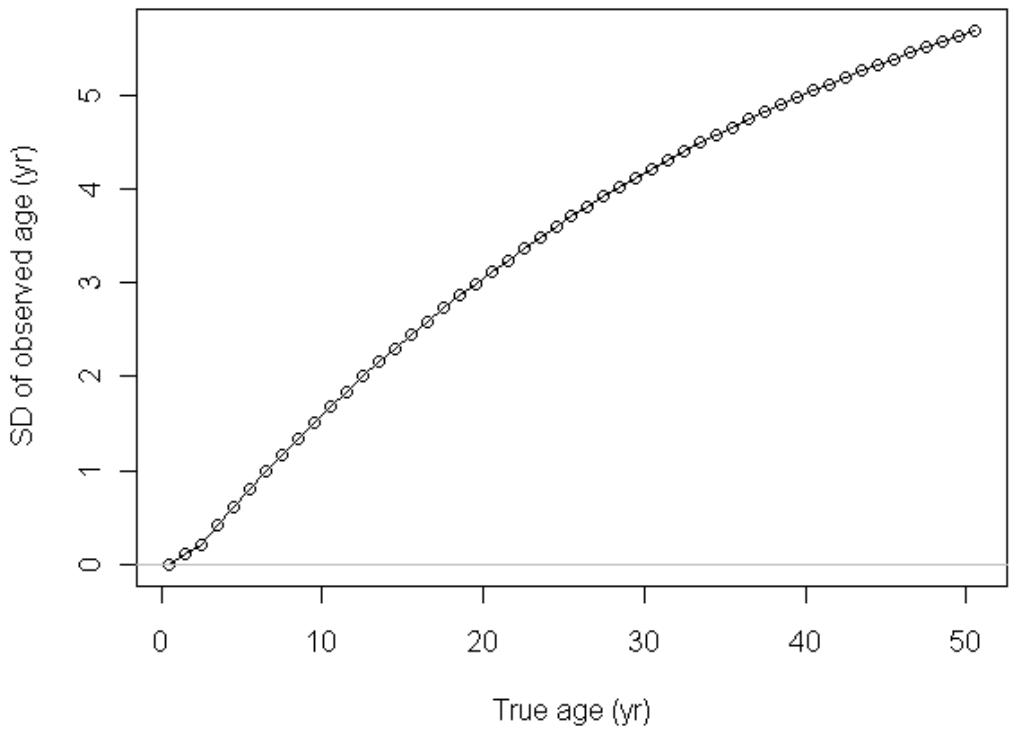

Figure 38. Externally estimated relationship describing the variability of observed age conditioned on true age.

DRAFT

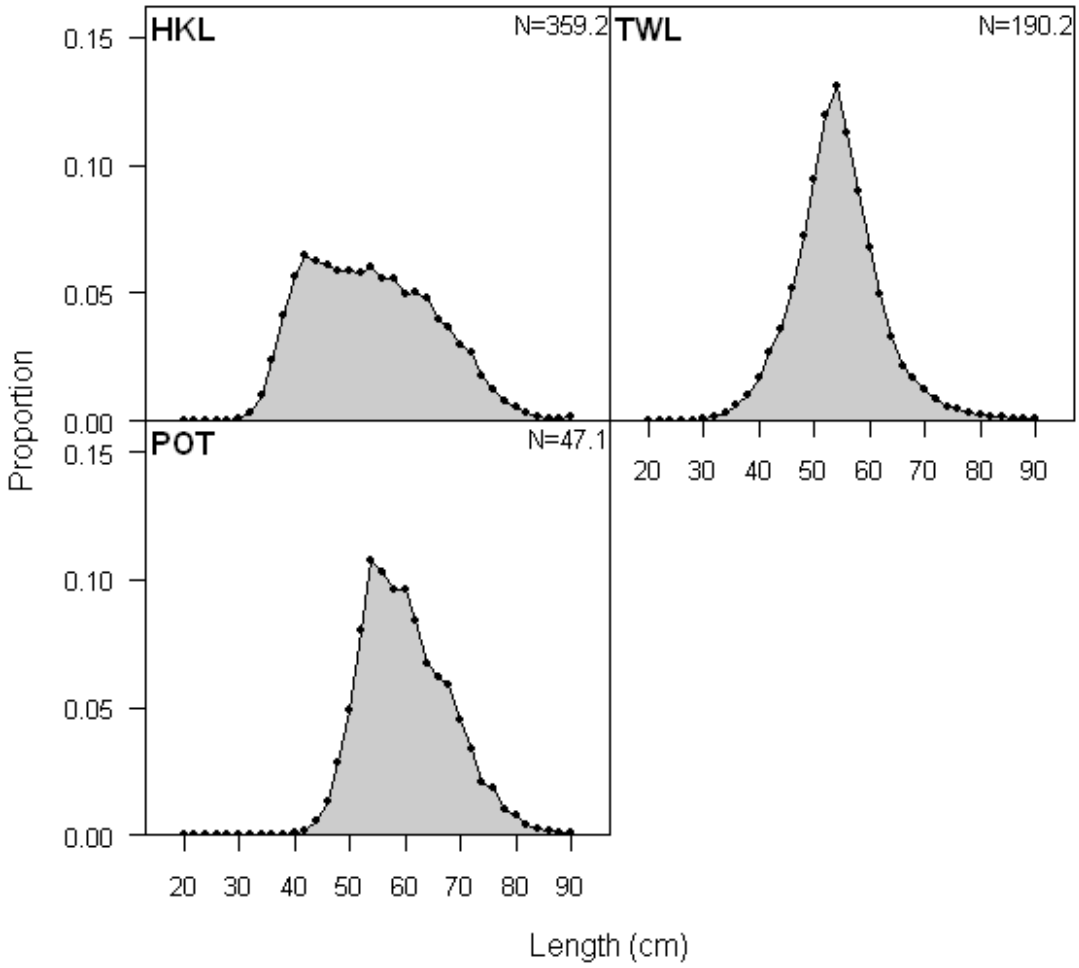

Figure 39. Aggregate length-frequency distributions for sexes-combined sablefish from retained catch sampling of commercial fisheries in all years.

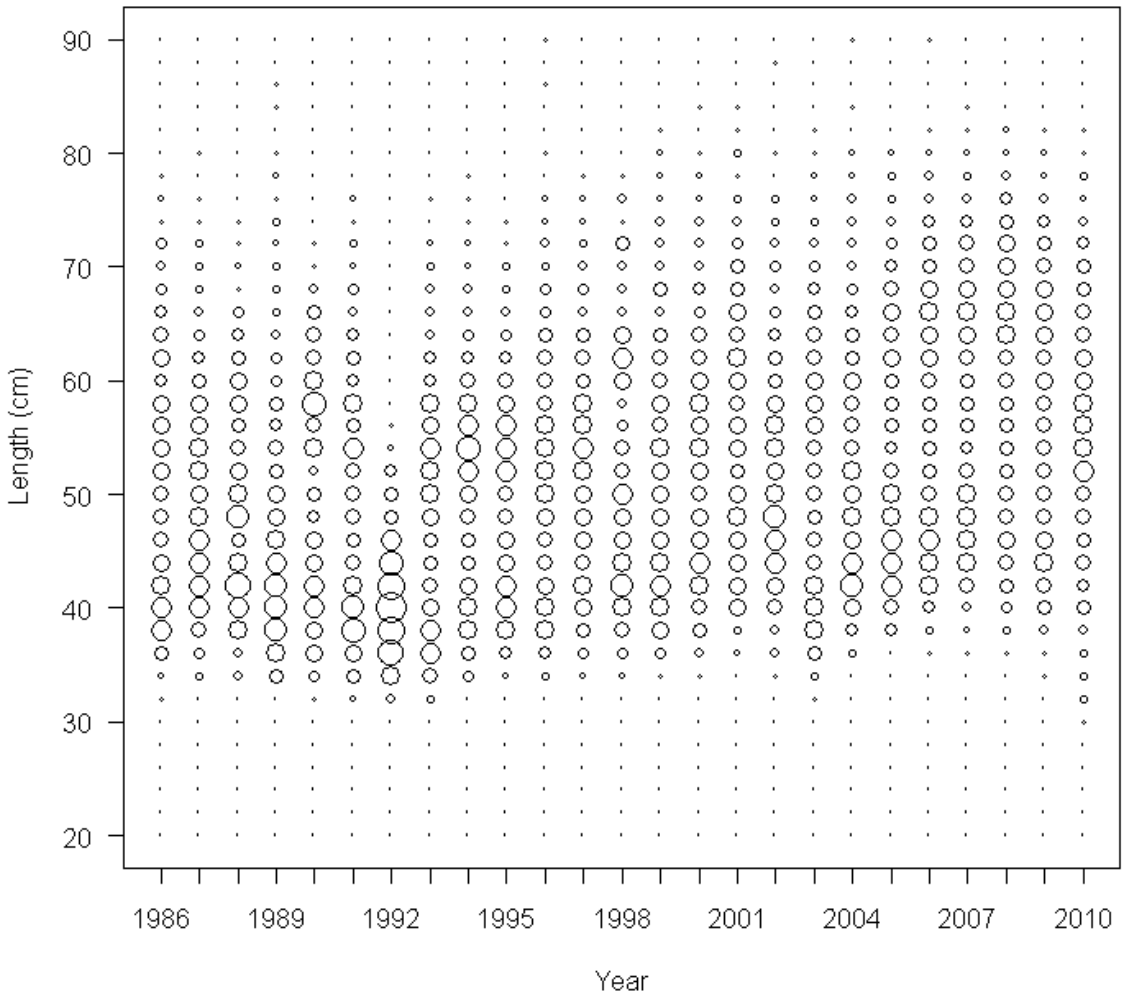

Figure 40. Length-frequency distributions for sexes-combined sablefish from the retained catch in the hook-and-line fishery. Distributions sum to 1.0 in each year; the largest bubble sizes indicate a proportion of 0.18.

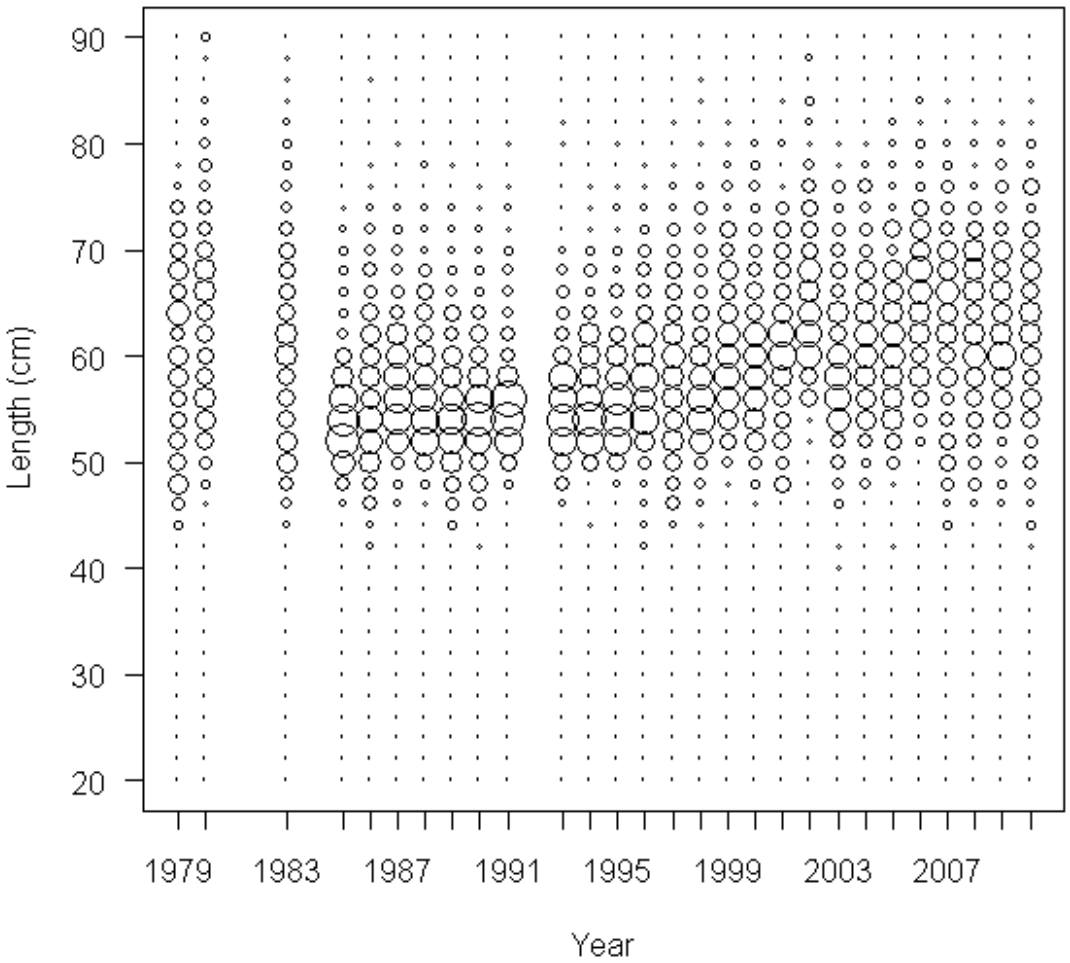

Figure 41. Length-frequency distributions for sexes-combined sablefish from the retained catch in the pot fishery. Distributions sum to 1.0 in each year; the largest bubble sizes indicate a proportion of 0.23.

DRAFT

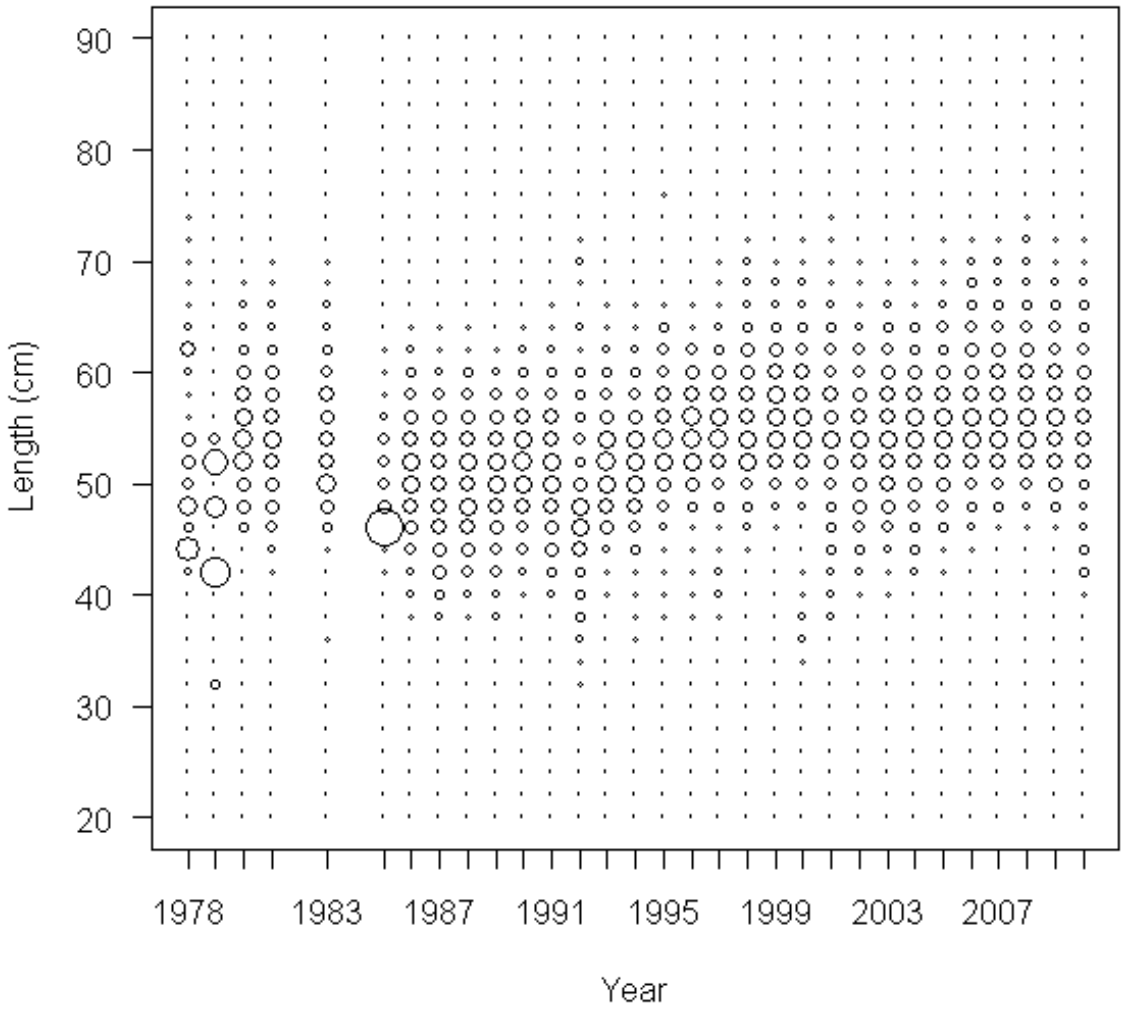

Figure 42. Length-frequency distributions for sexes-combined sablefish from the retained catch in the trawl fishery. Distributions sum to 1.0 in each year; the largest bubble sizes indicate a proportion of 0.60.

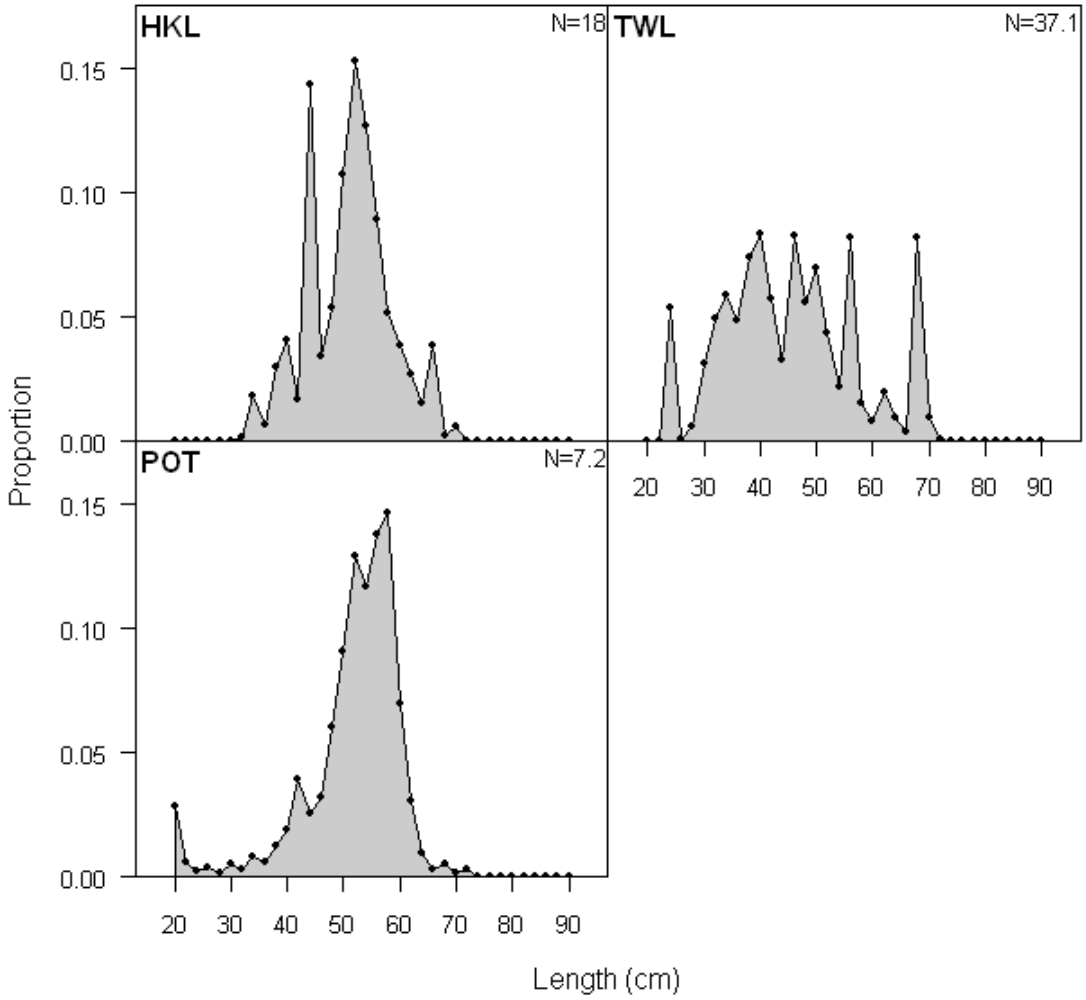

Figure 43. Aggregate length-frequency distributions for sexes-combined sablefish from discarded catch sampling of commercial fisheries in all years.

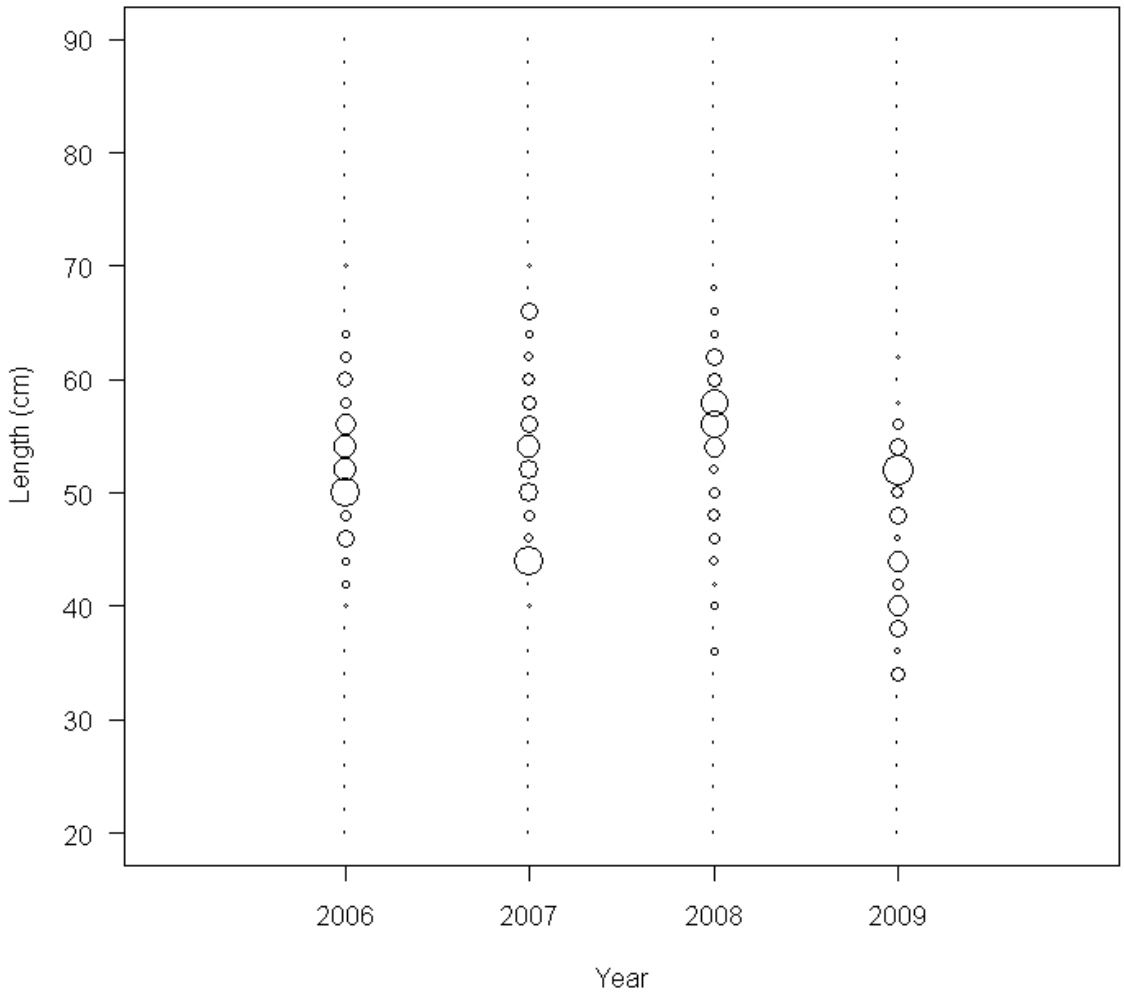

Figure 44. Length-frequency distributions for sexes-combined sablefish from the discarded catch in the hook-and-line fishery. Distributions sum to 1.0 in each year; the largest bubble sizes indicate a proportion of 0.26.

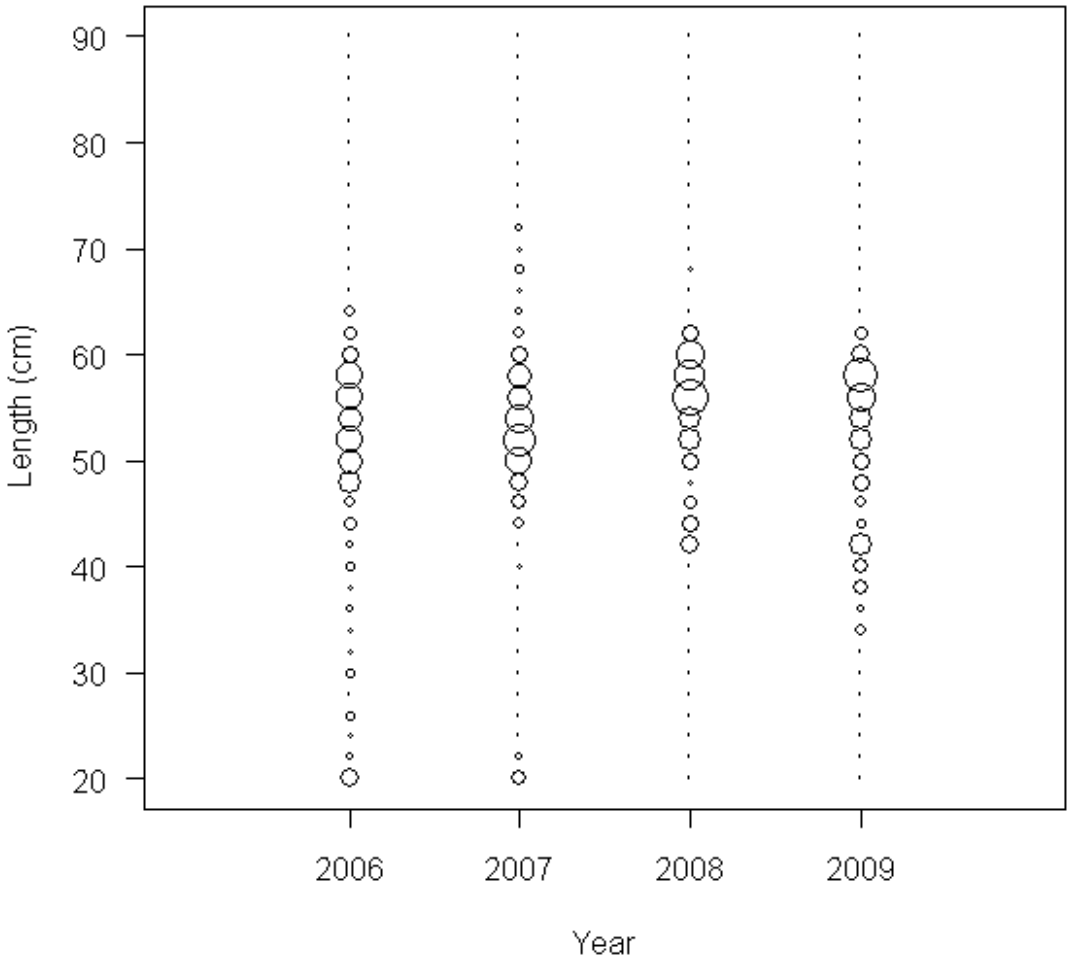

Figure 45. Length-frequency distributions for sexes-combined sablefish from the discarded catch in the pot fishery. Distributions sum to 1.0 in each year; the largest bubble sizes indicate a proportion of 0.23.

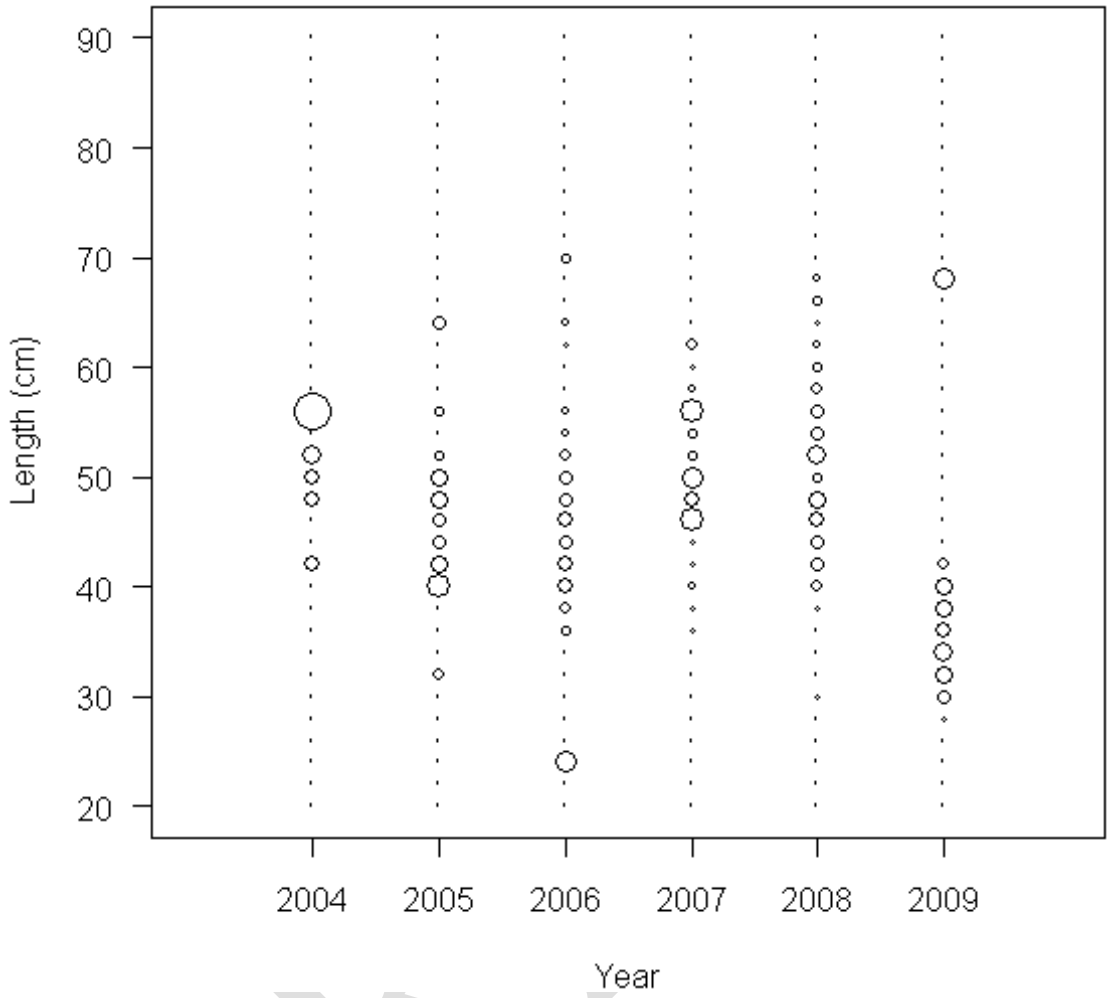

Figure 46. Length-frequency distributions for sexes-combined sablefish from the discarded catch in the trawl fishery. Distributions sum to 1.0 in each year; the largest bubble sizes indicate a proportion of 0.55.

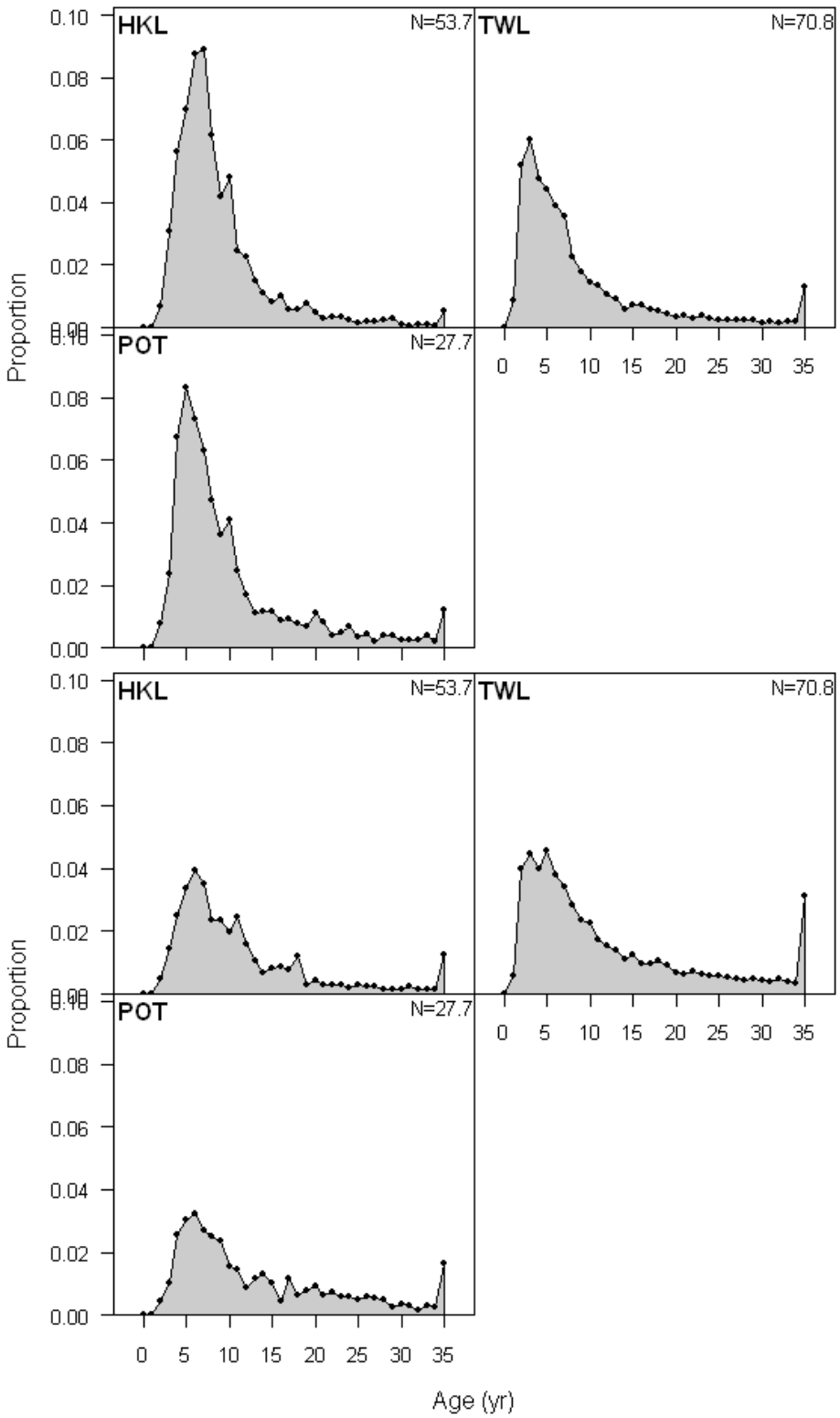

Figure 47. Aggregate age-frequency distributions for female (upper panel) and male (lower panel) sablefish from retained catch sampling of commercial fisheries in all years.

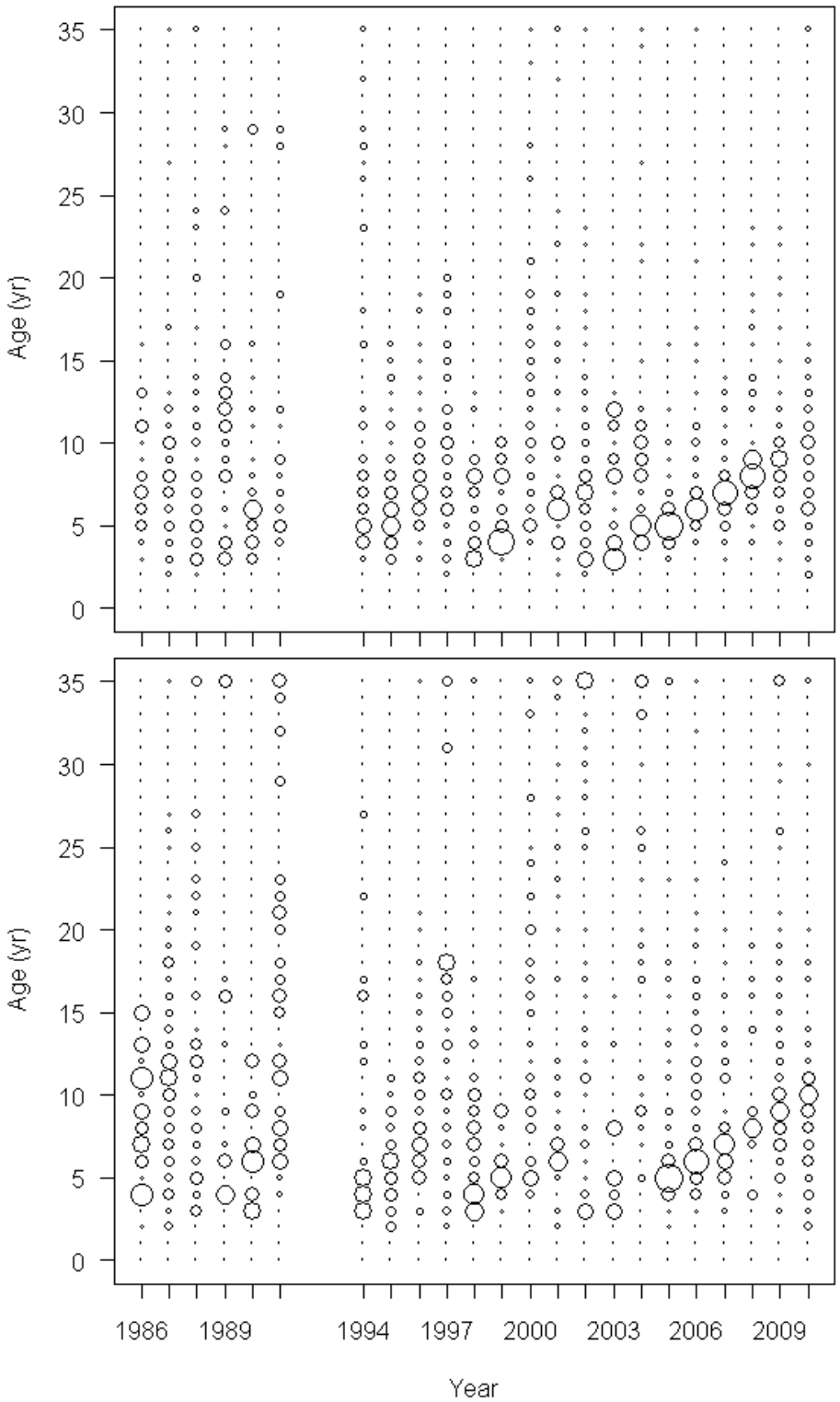

Figure 48. Age-frequency distributions for female (upper panel) and male (lower panel) sablefish from the retained catch in the hook-and-line fishery. Distributions sum to 1.0 in each year; the largest bubble sizes indicate proportions of 0.35 (females) and 0.16 (males).

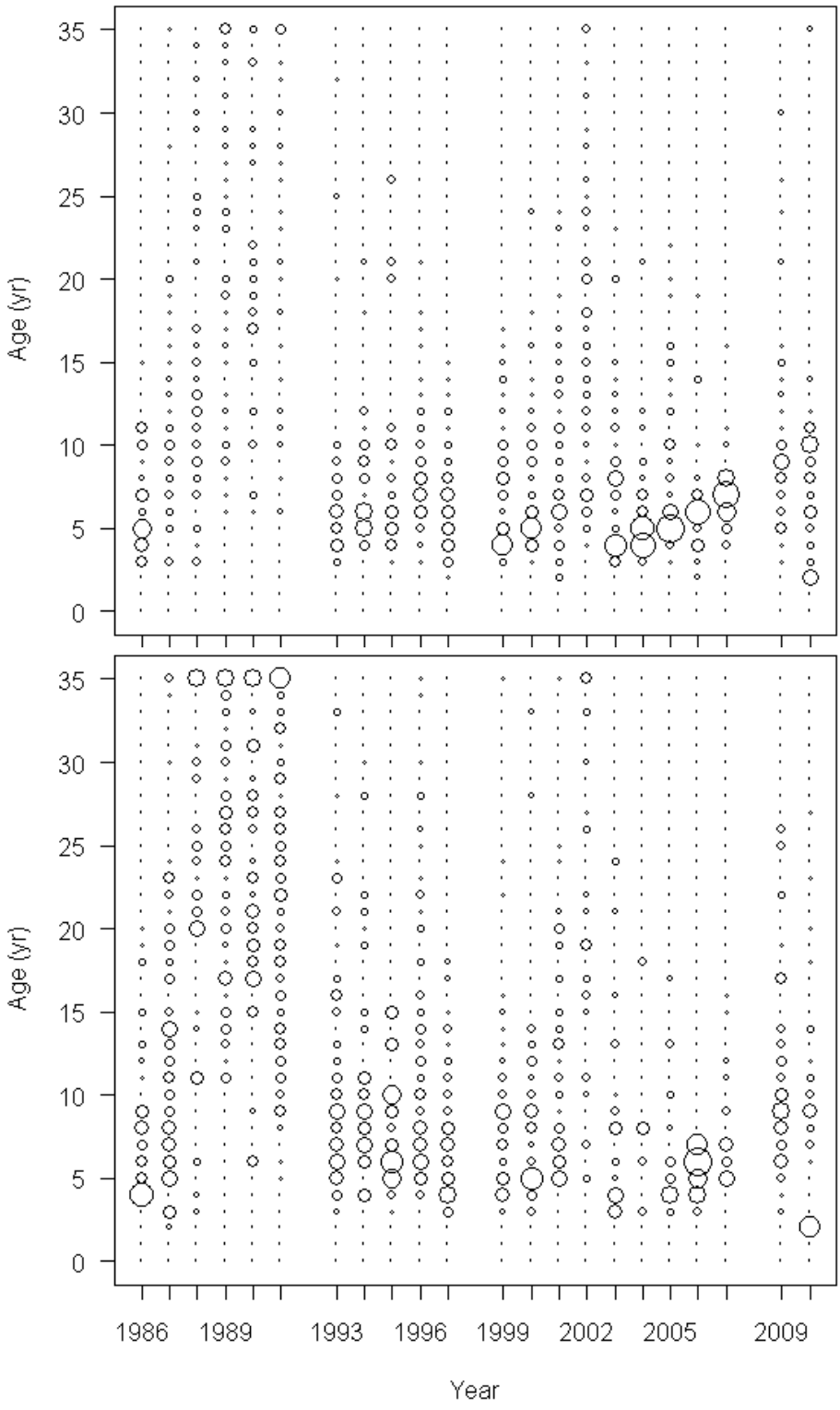

Figure 49. Age-frequency distributions for female (upper panel) and male (lower panel) sablefish from the retained catch in the pot fishery. Distributions sum to 1.0 in each year; the largest bubble sizes indicate proportions of 0.38 (females) and 0.16 (males).

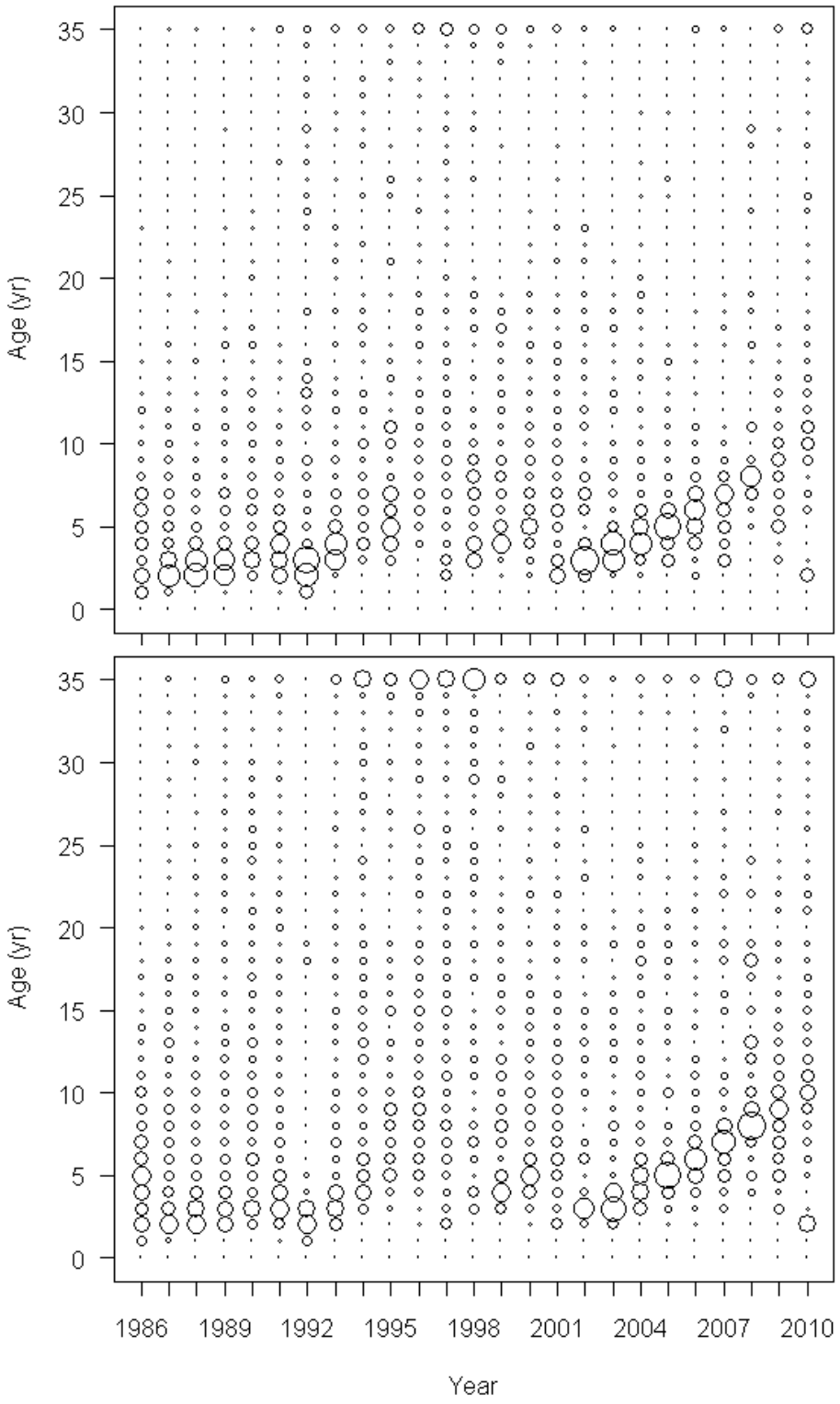

Figure 50. Age-frequency distributions for female (upper panel) and male (lower panel) sablefish from the retained catch in the trawl fishery. Distributions sum to 1.0 in each year; the largest bubble sizes indicate proportions of 0.20 (females) and 0.19 (males).

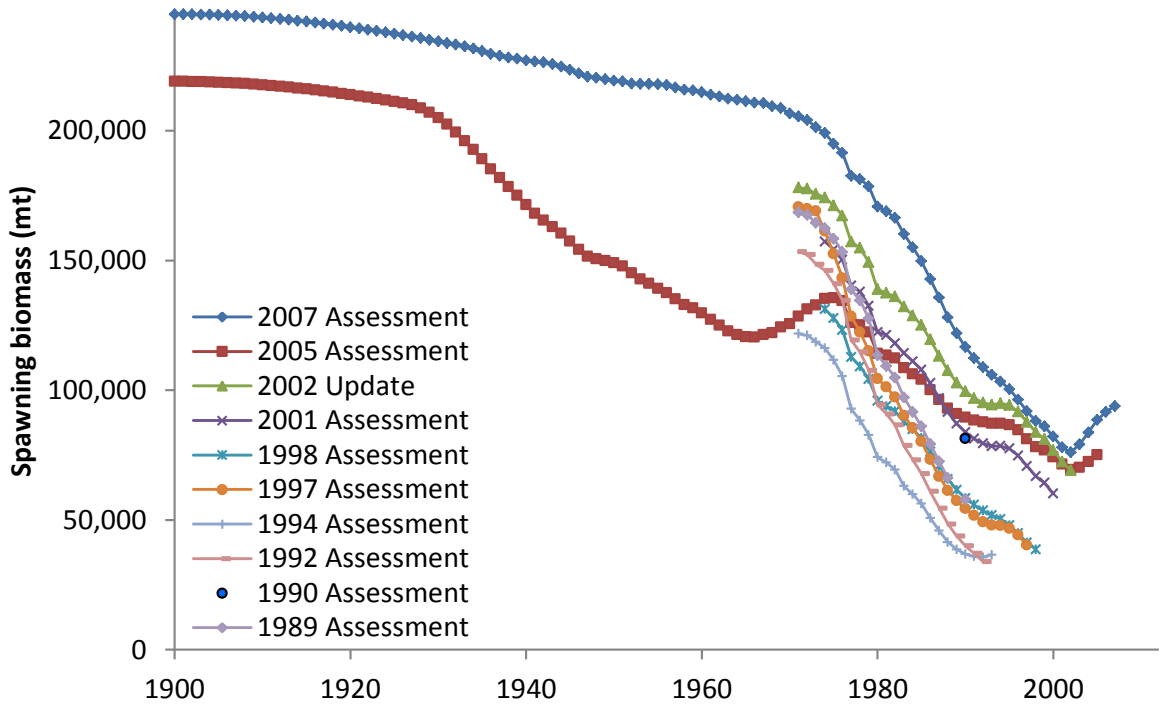

Figure 51. Retrospective analysis across stock assessments for sablefish, 1989-2007.

DRAFT

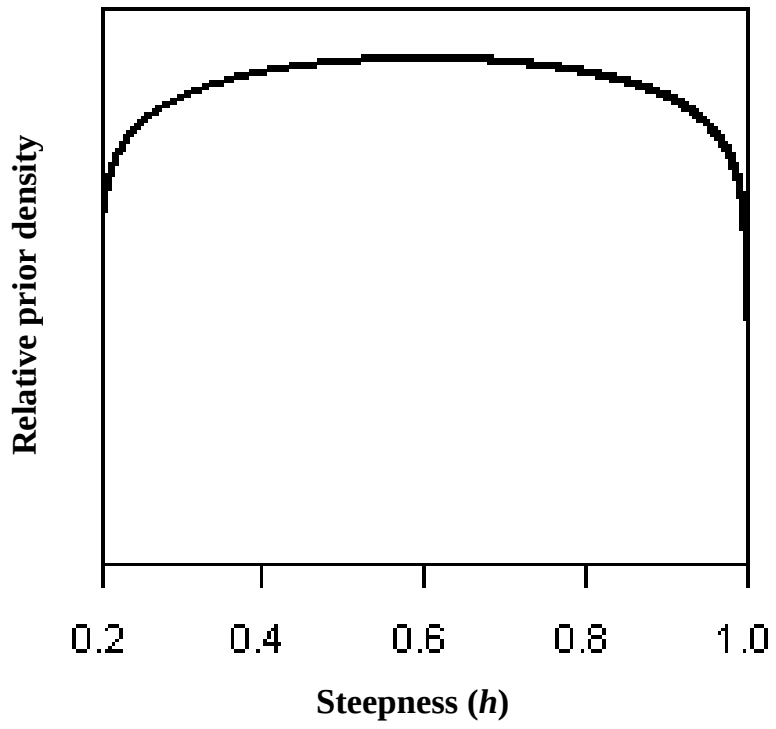

Figure 52. Prior for steepness (*h*) of the stock-recruitment relationship consistent with the analysis of He et al. (2006).

DRAFT

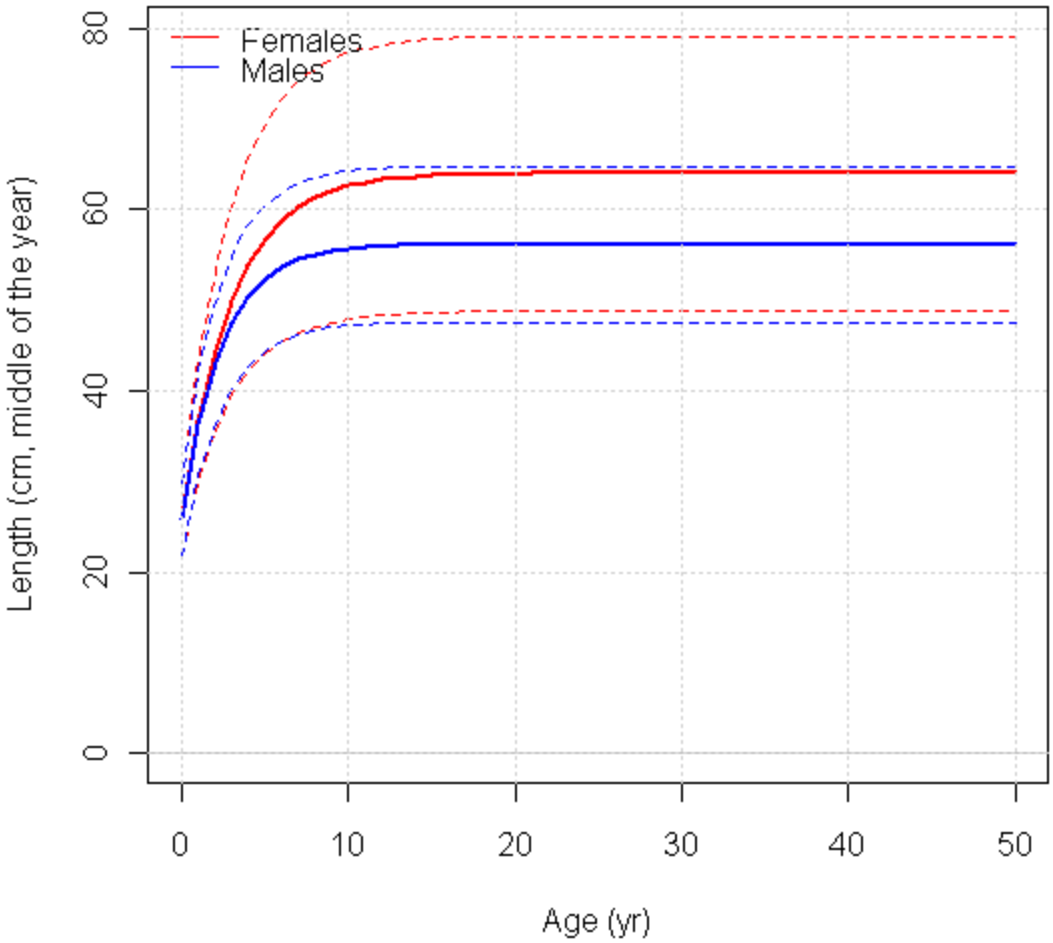

Figure 53. Growth curve for females (upper solid line) and males (lower solid line) with ~95% intervals (dashed lines) indicating the expectation and individual variability of length-at-age for the base-case model.

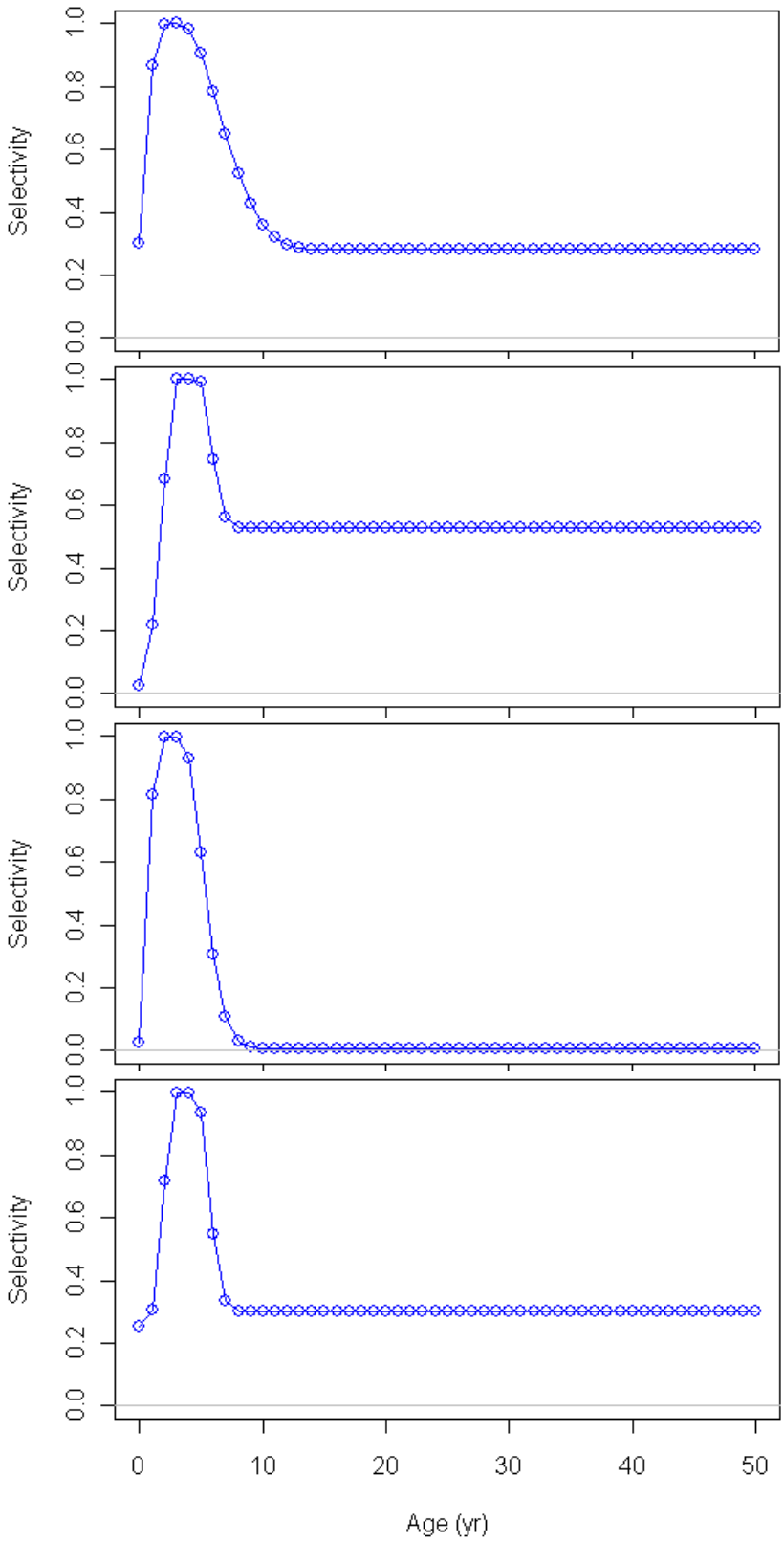

Figure 54. Estimated selectivity for the NWFSC shelf-slope (upper panel), NWFSC slope (2nd panel) AFSC shelf (3rd panel) and AFSC slope (lower panel) trawl surveys.

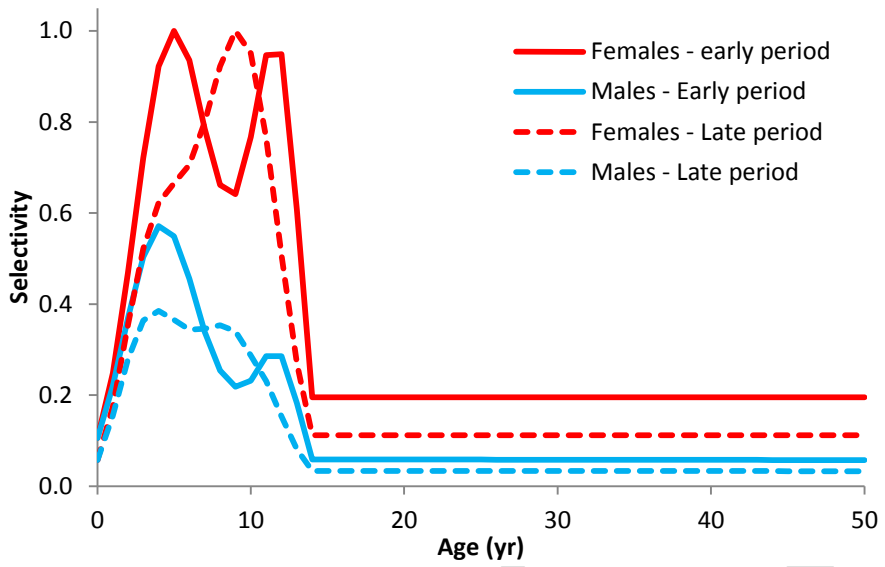

Figure 55. Estimated selectivity for the hook-and-line fishery.

DRAFT

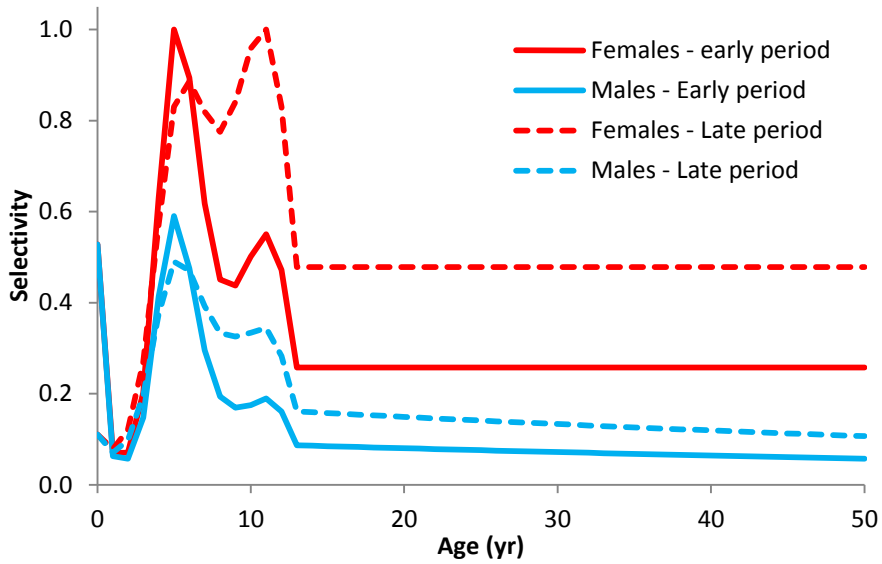

Figure 56. Estimated selectivity for the pot fishery.

DRAFT

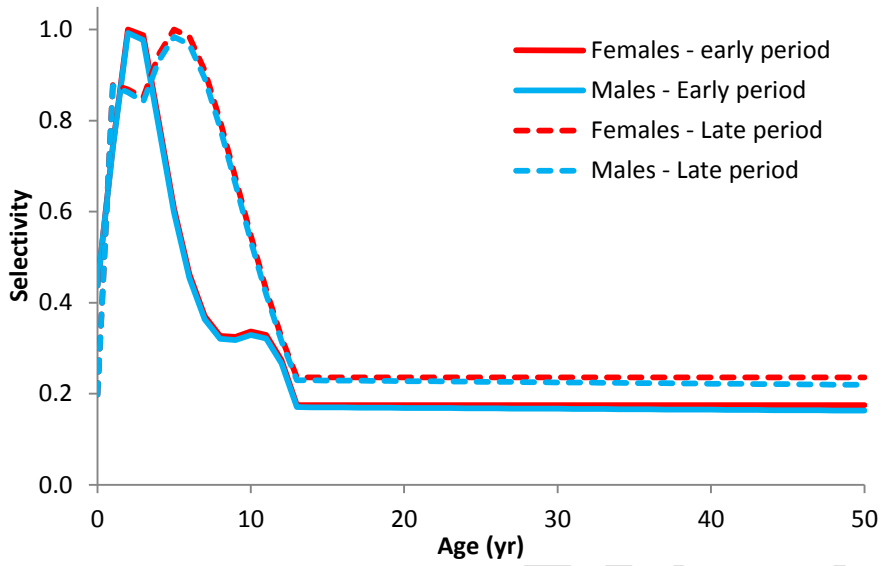

Figure 57. Estimated selectivity for the trawl fishery.

DRAFT

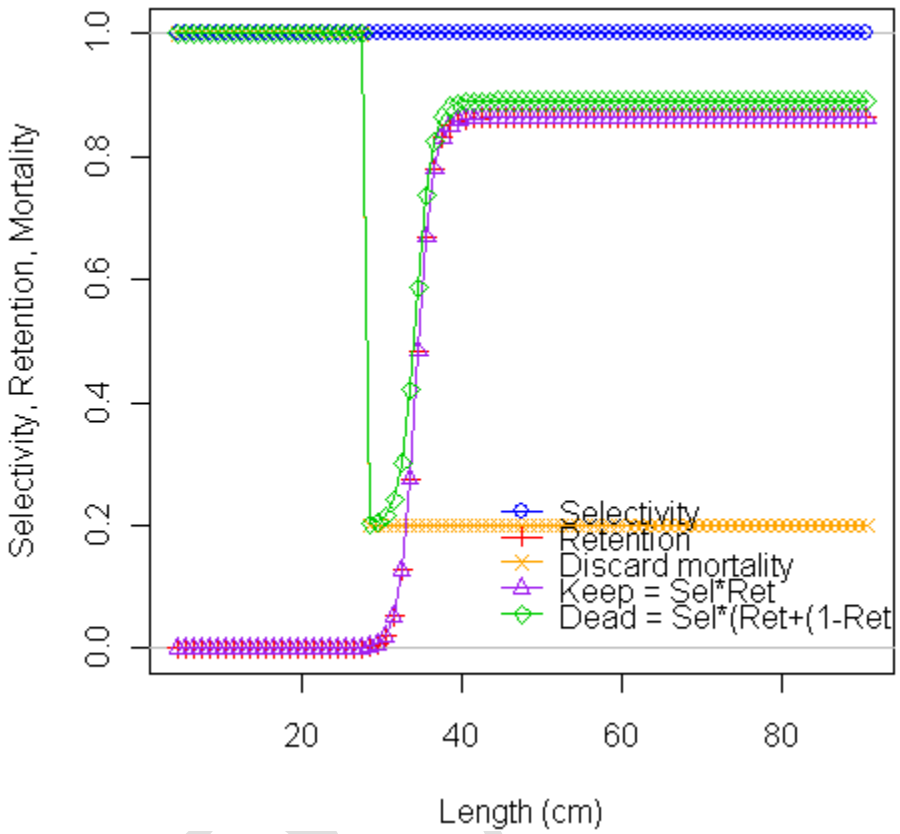

Figure 58. Estimated retention and discard mortality for the hook-and-line fishery.

DRA

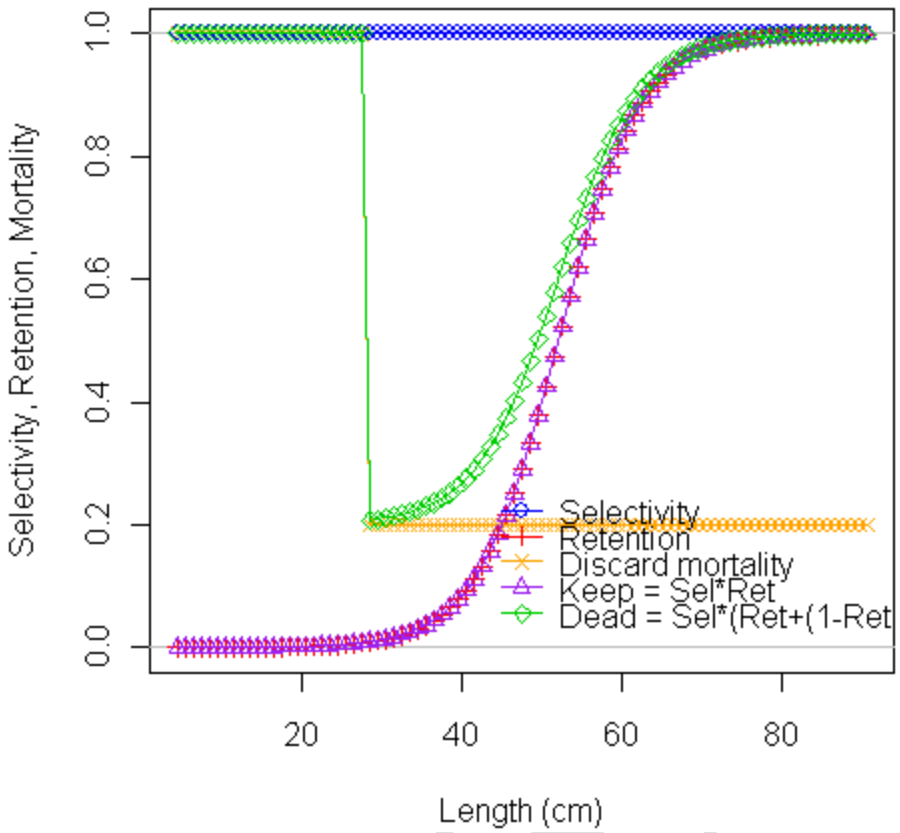

Figure 59. Estimated retention and discard mortality for the pot fishery.

DRAFT

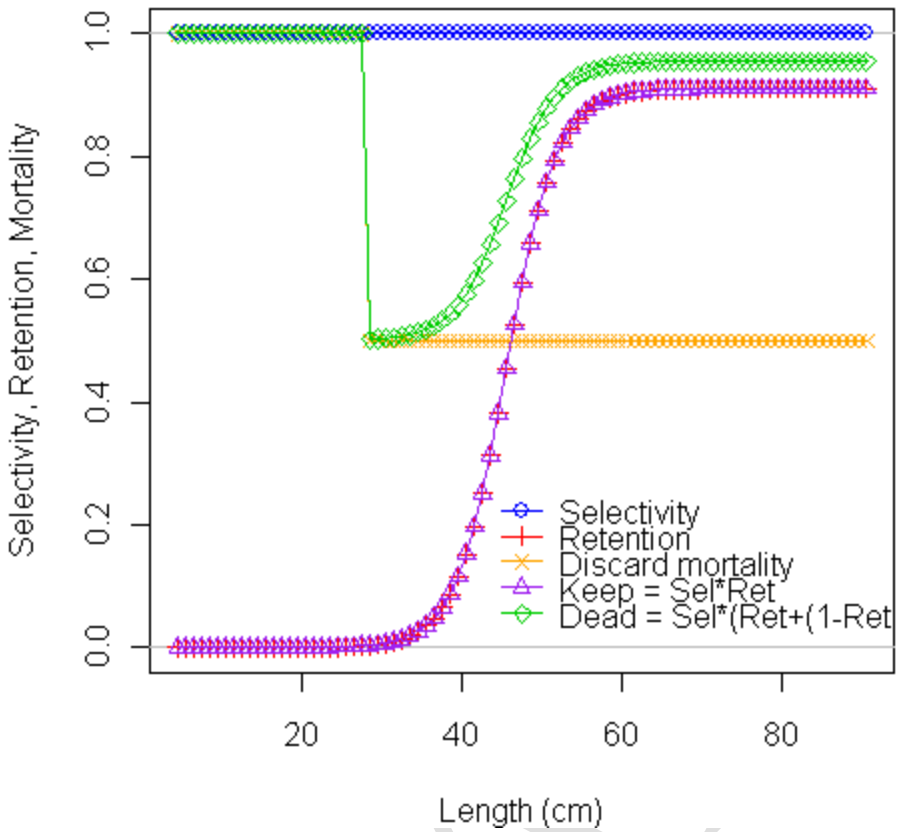

Figure 60. Estimated retention and discard mortality for the trawl fishery.

DRAFT

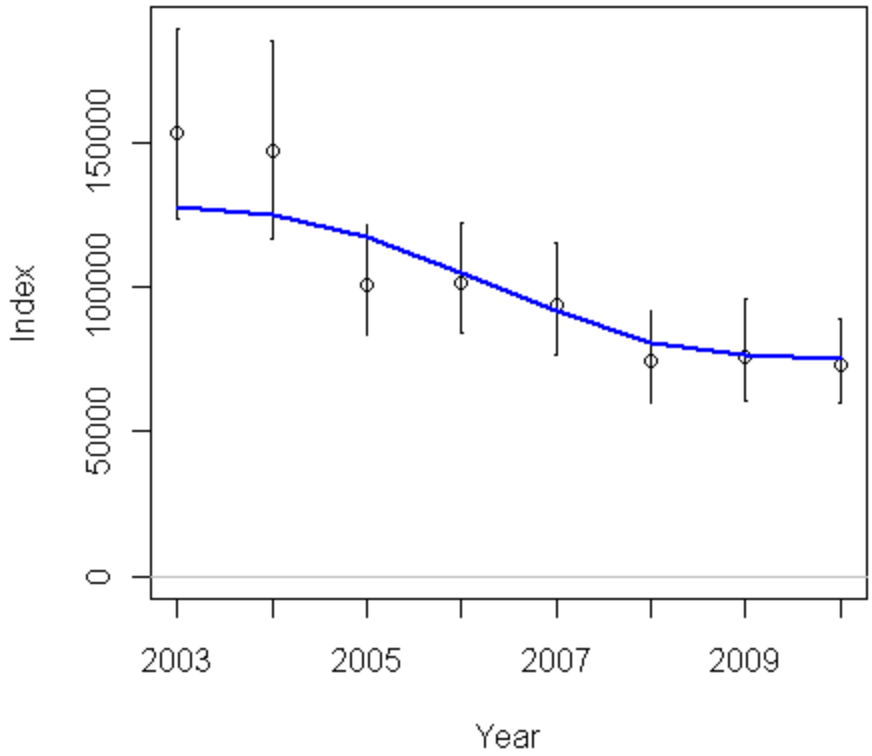

Figure 61. Fit to the NWFSC shelf-slope survey.

DRAFT

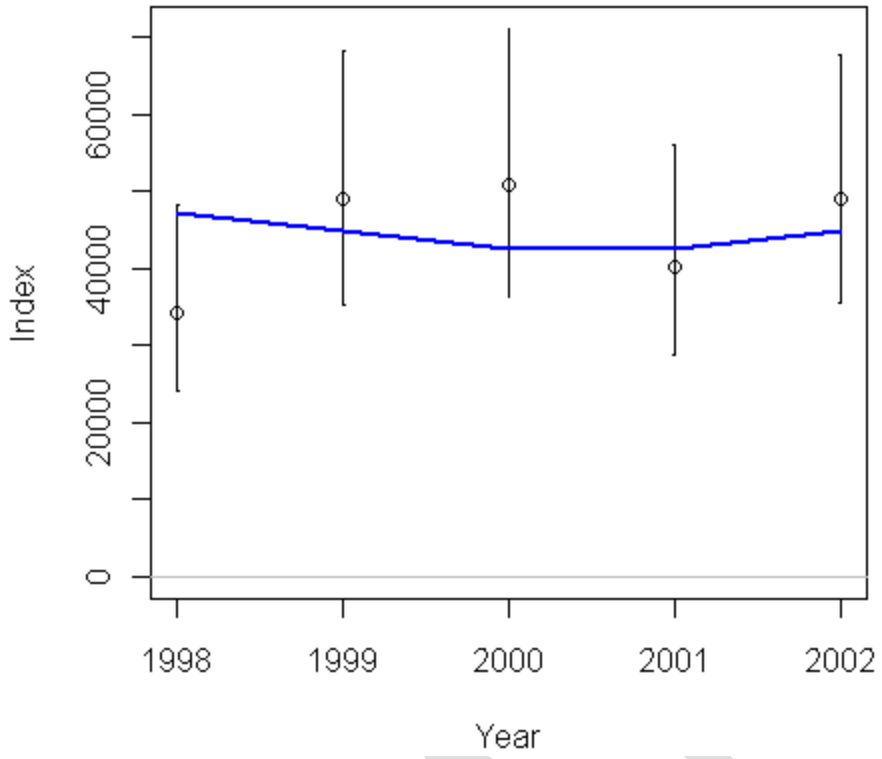

Figure 62. Fit to the NWFSC slope survey.

DRAFT

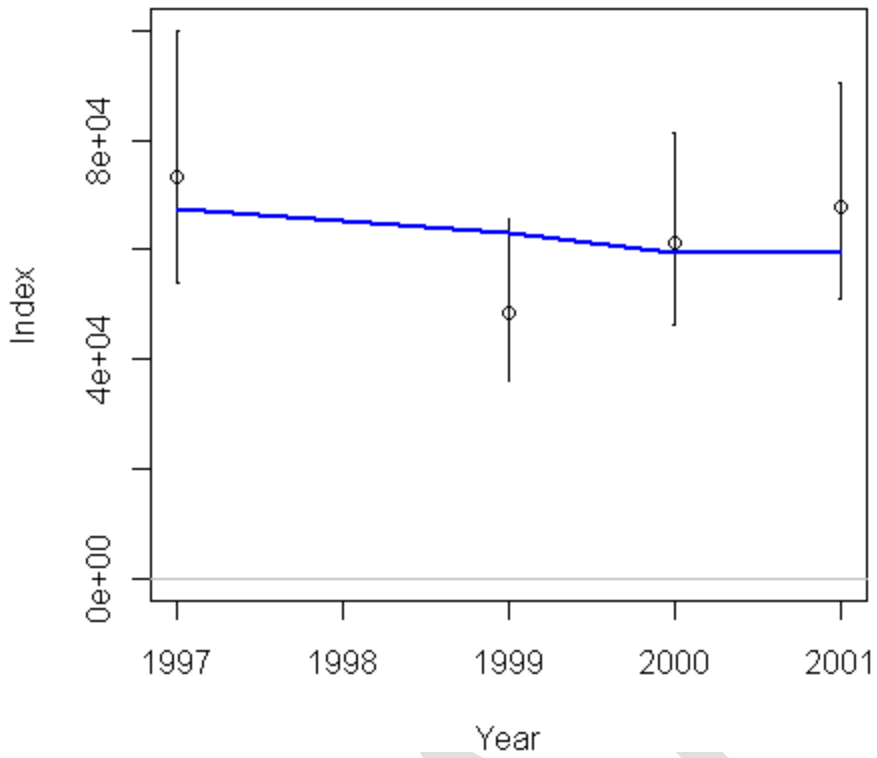

Figure 63. Fit to the AFSC slope survey.

DRAFT

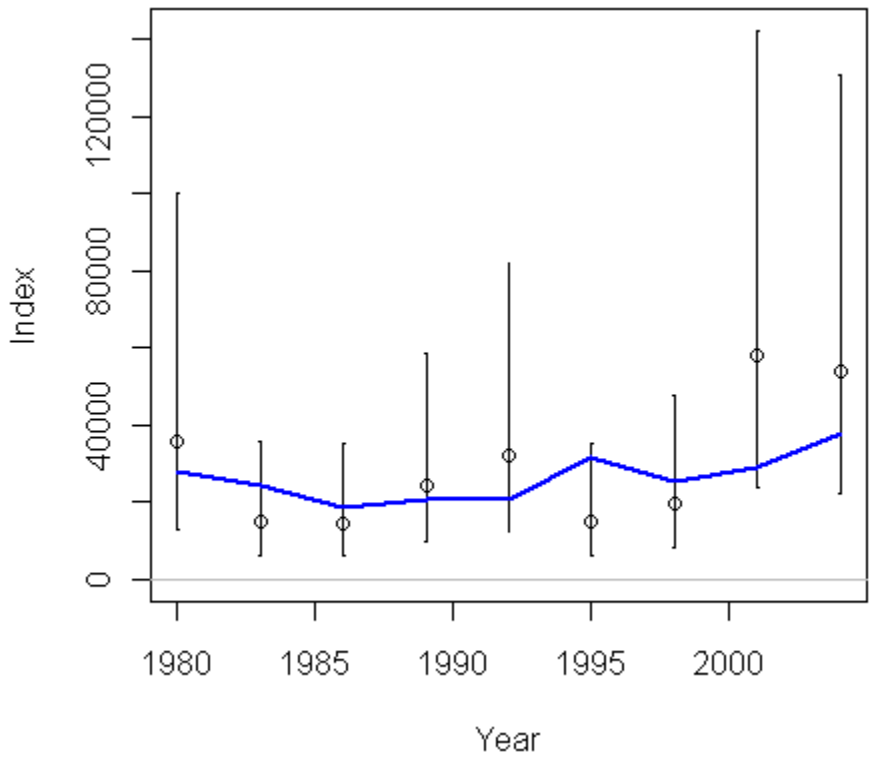

Figure 64. Fit to the AFSC shelf survey.

DRAFT

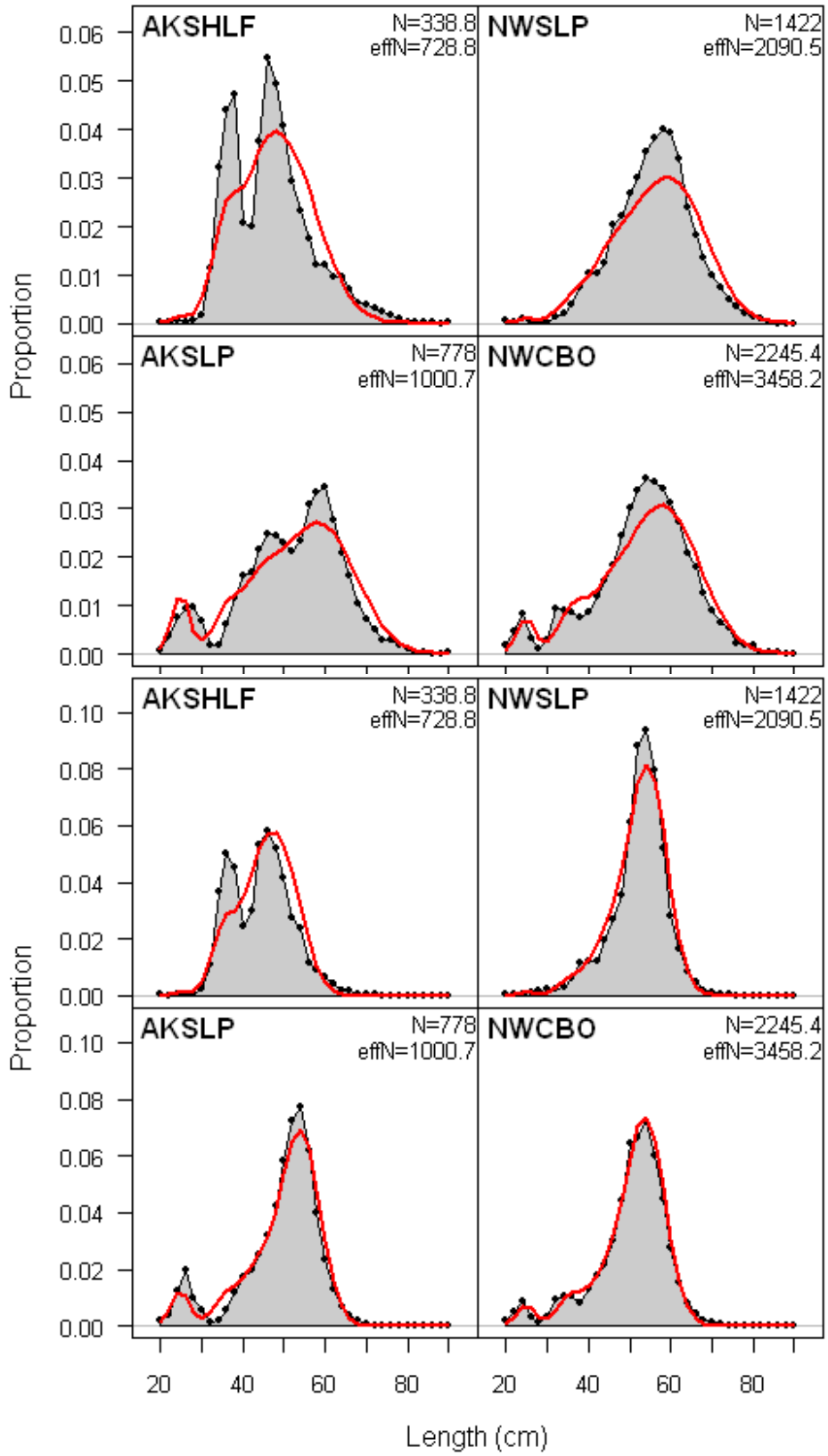

Figure 65. Aggregate fit to the survey length-frequency data for females (upper panels) and males (lower panels).

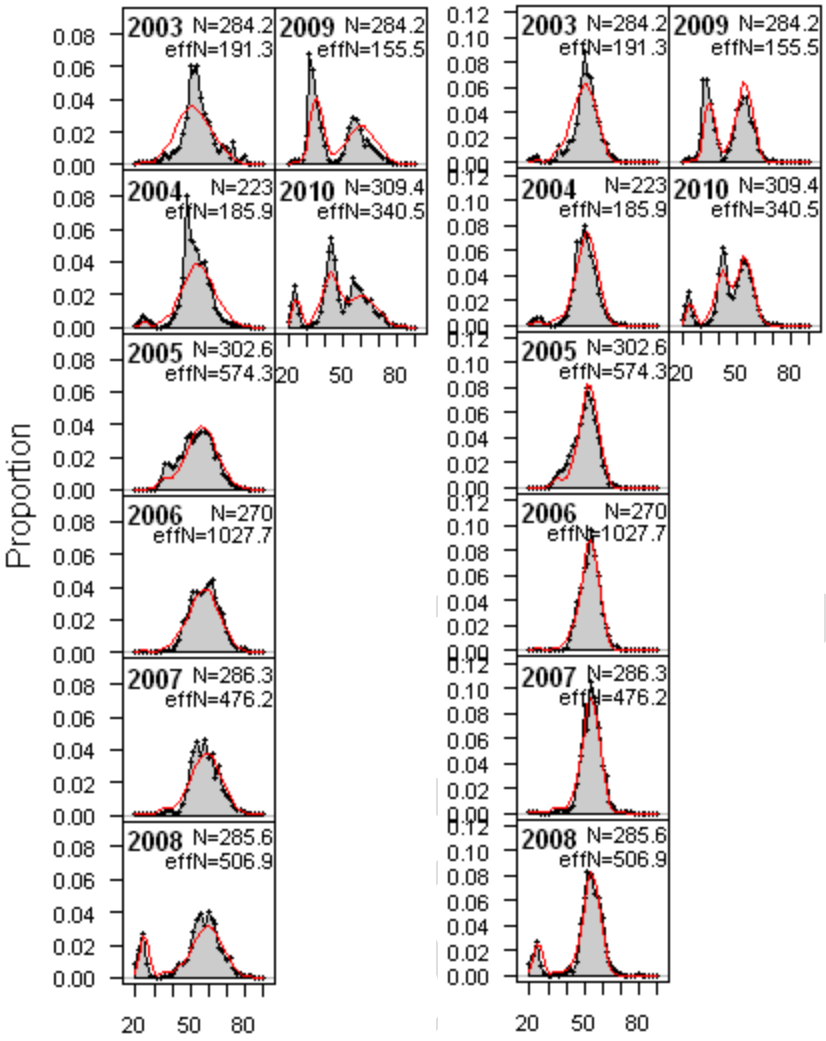

Figure 66. Fit to the NWFSC shelf-slope survey female (left panels) and male (right panels) length-frequency data.

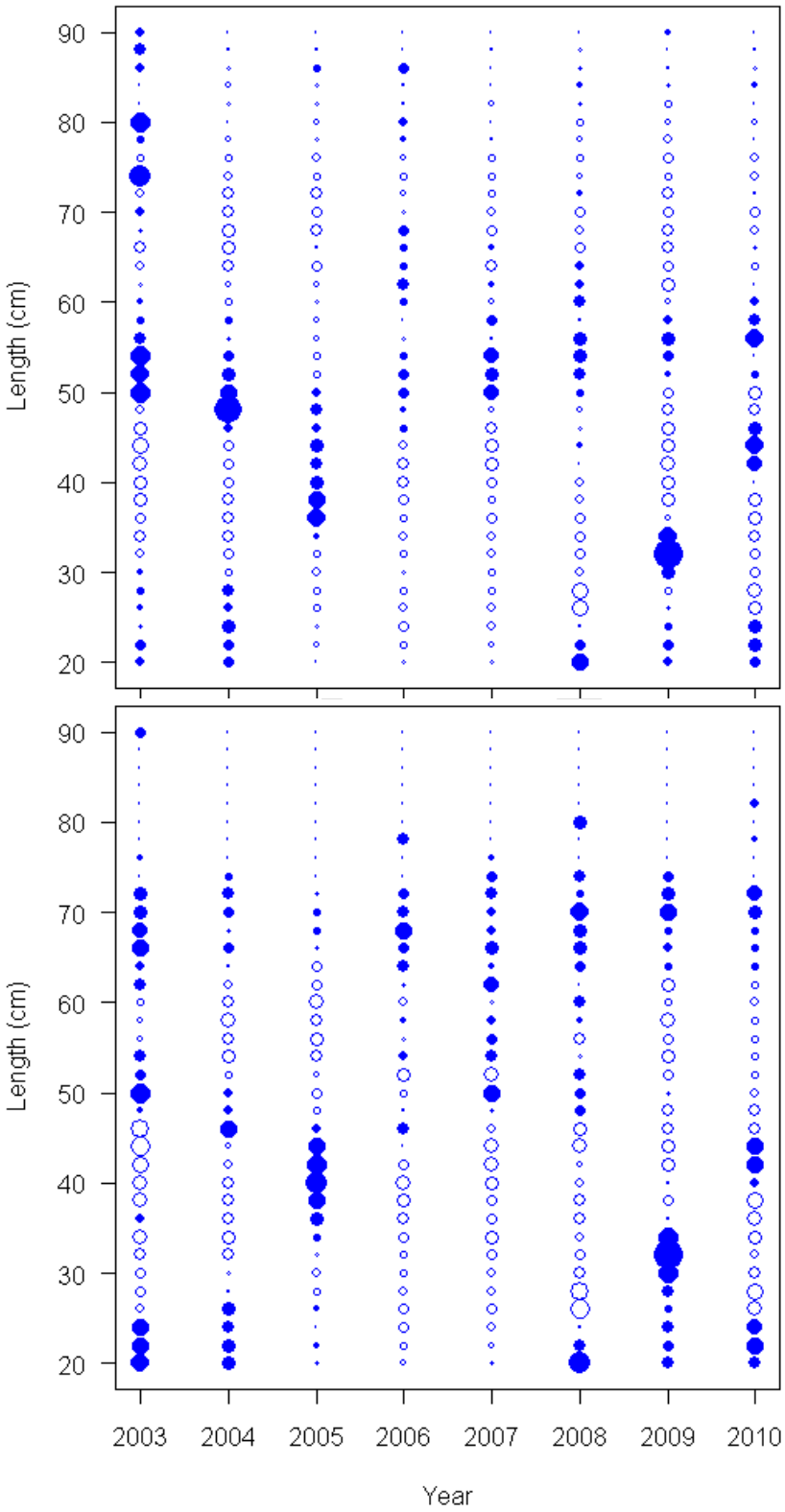

Figure 67. Pearson residuals for the fit to NWFSC shelf-slope survey female (upper panel, maximum = 4.99) and male (lower panel, maximum = 4.00) length-frequencies. Filled circles represent positive residuals (observed – expected).

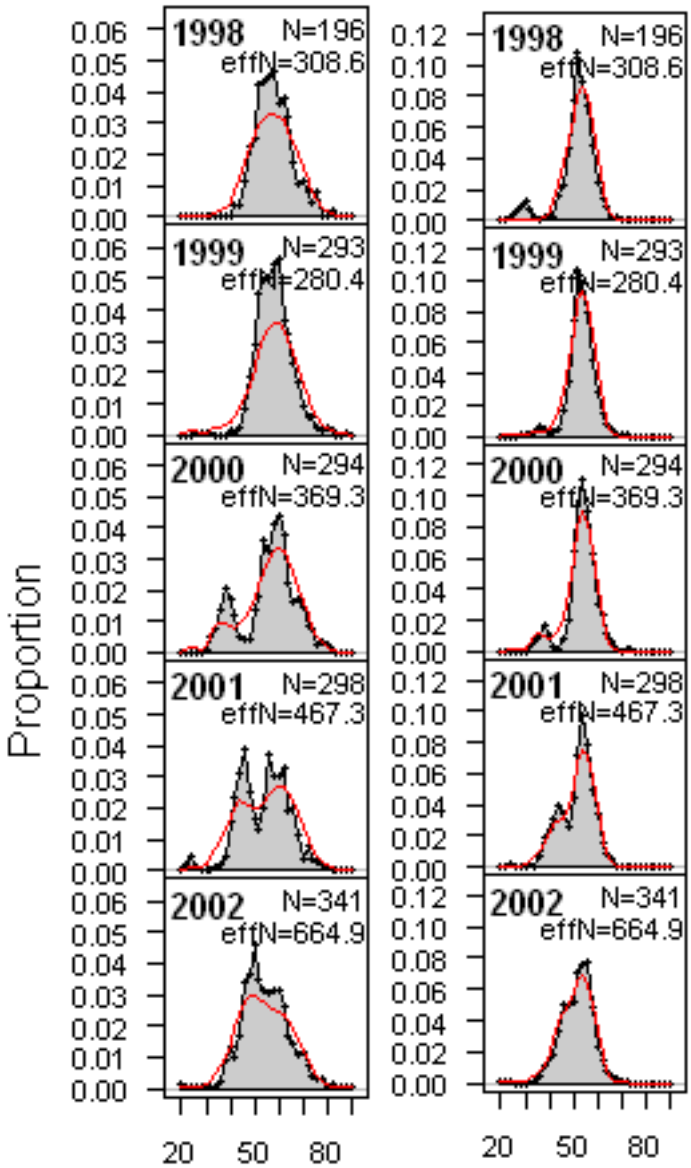

Figure 68. Fit to the NWFSC slope survey female (left panels) and male (right panels) length-frequency data.

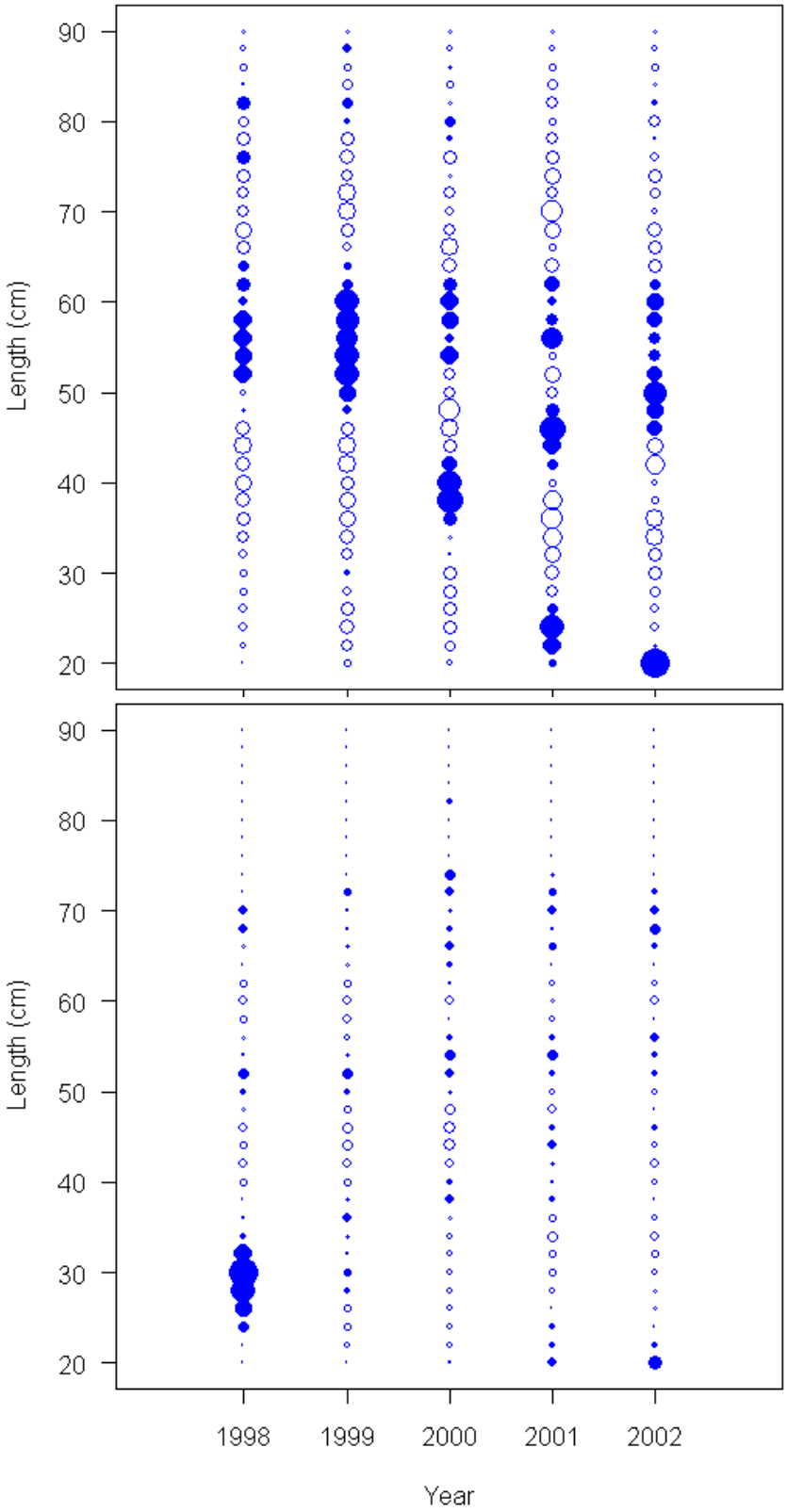

Figure 69. Pearson residuals for the fit to NWFSC slope survey female (upper panel, maximum = 2.55) and male (lower panel, maximum = 10.29) length-frequencies. Filled circles represent positive residuals (observed – expected).

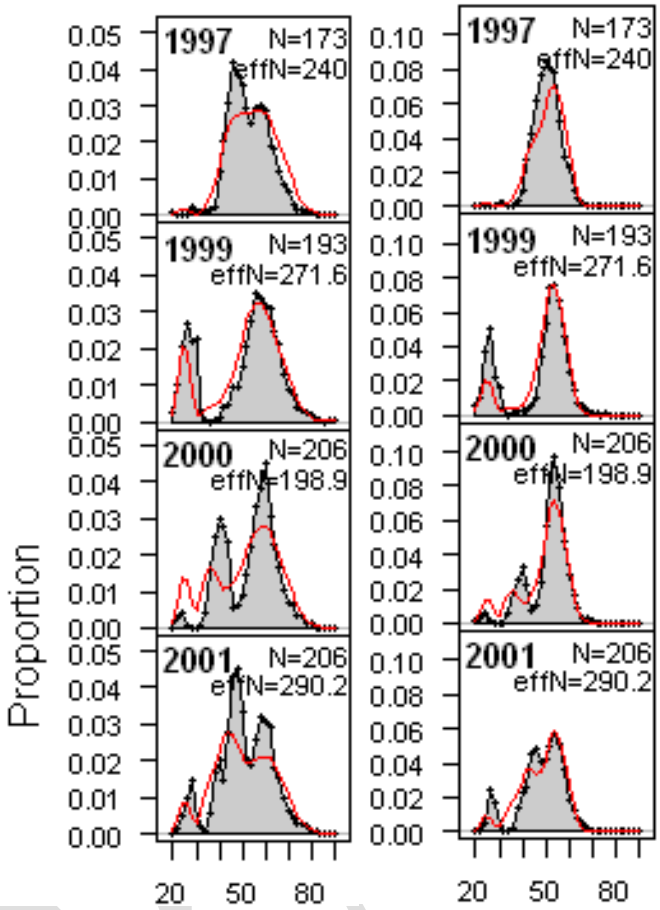

Figure 70. Fit to the AFSC slope survey female (left panels) and male (right panels) length-frequency data.

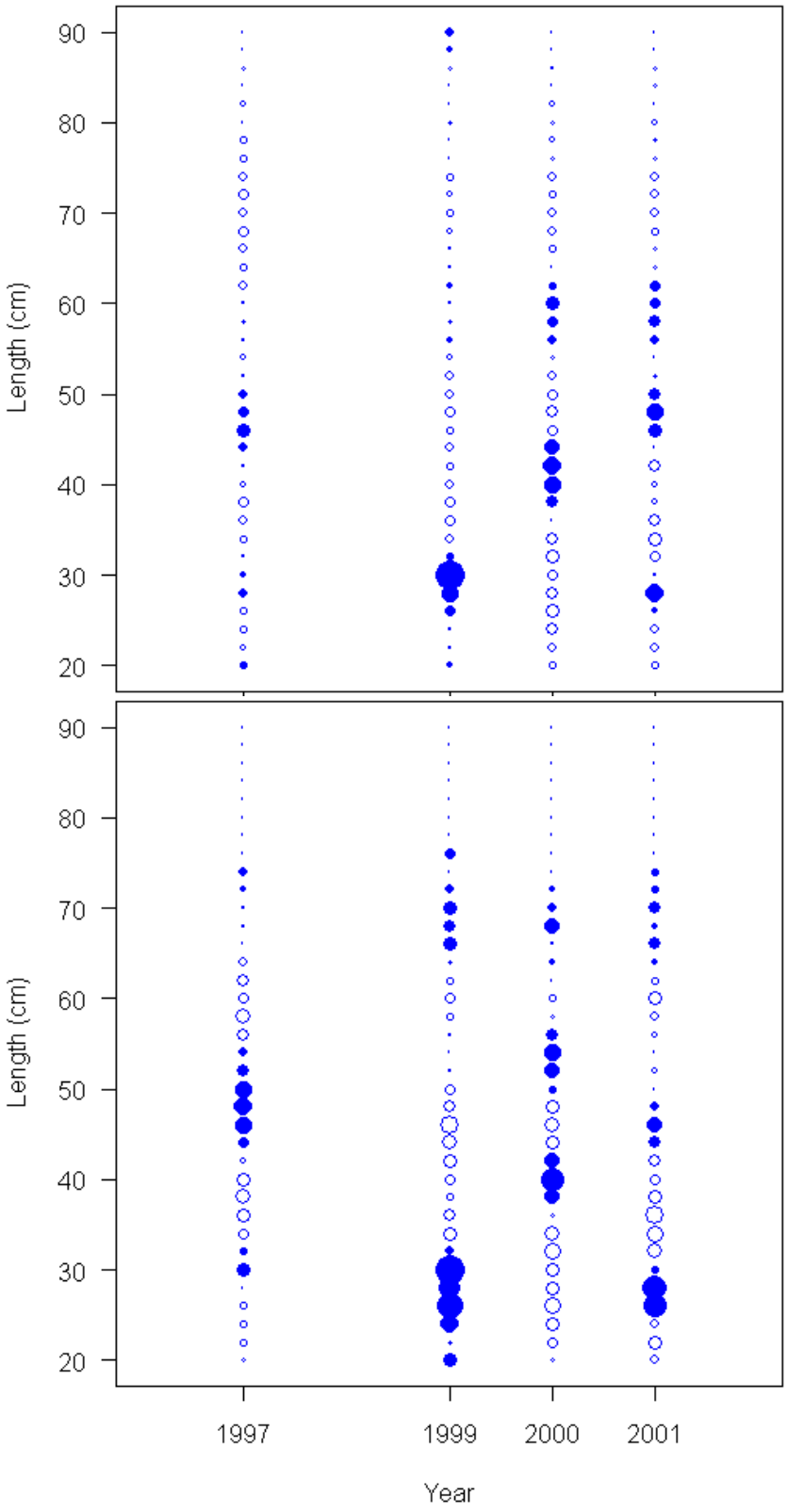

Figure 71. Pearson residuals for the fit to AFSC slope survey female (upper panel, maximum = 6.08) and male (lower panel, maximum = 4.09) length-frequencies. Filled circles represent positive residuals (observed – expected).

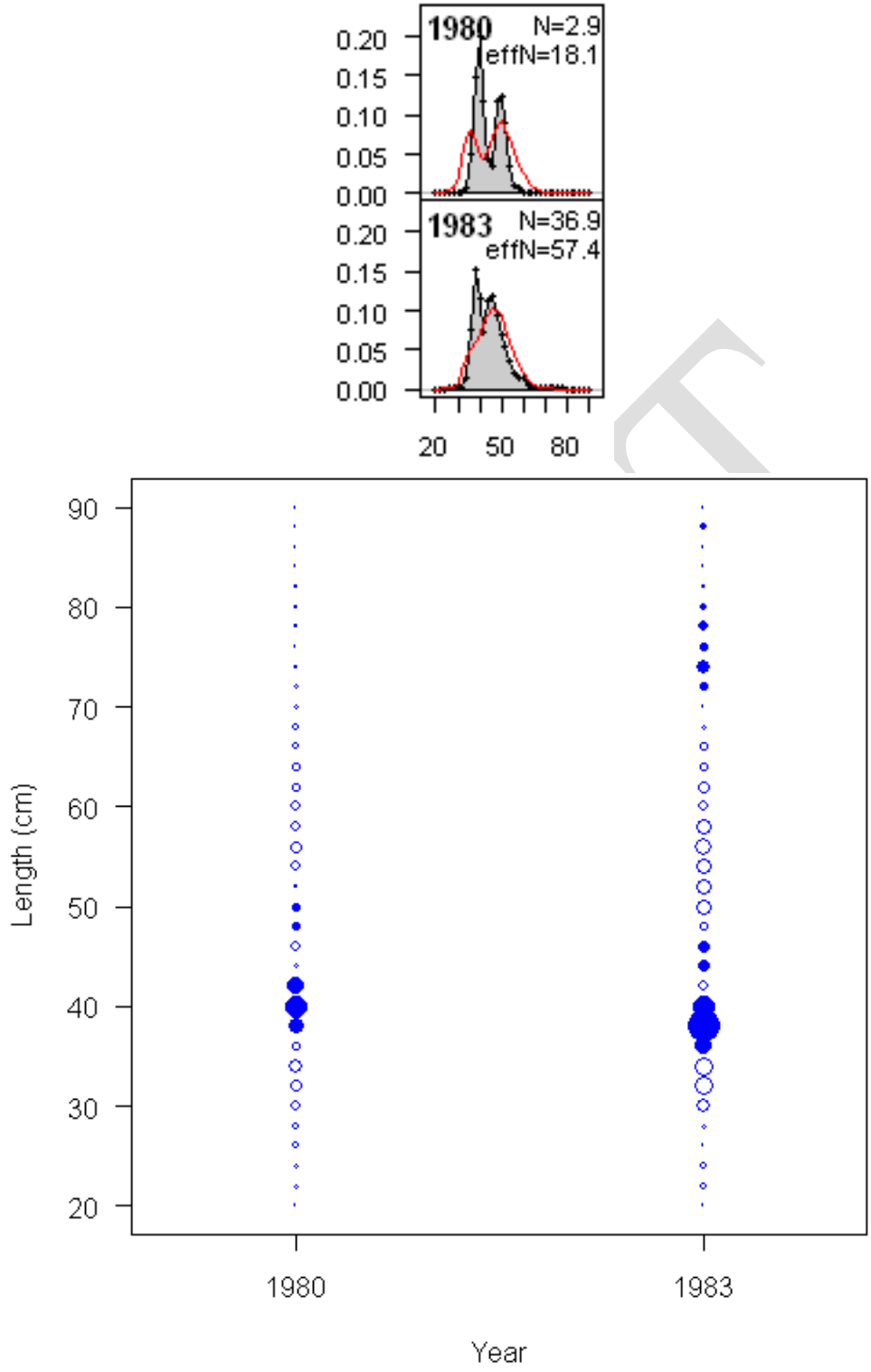

Figure 72. Fit to and Pearson residuals (maximum = 2.42) for the early AFSC shelf survey combined sex length-frequency data.

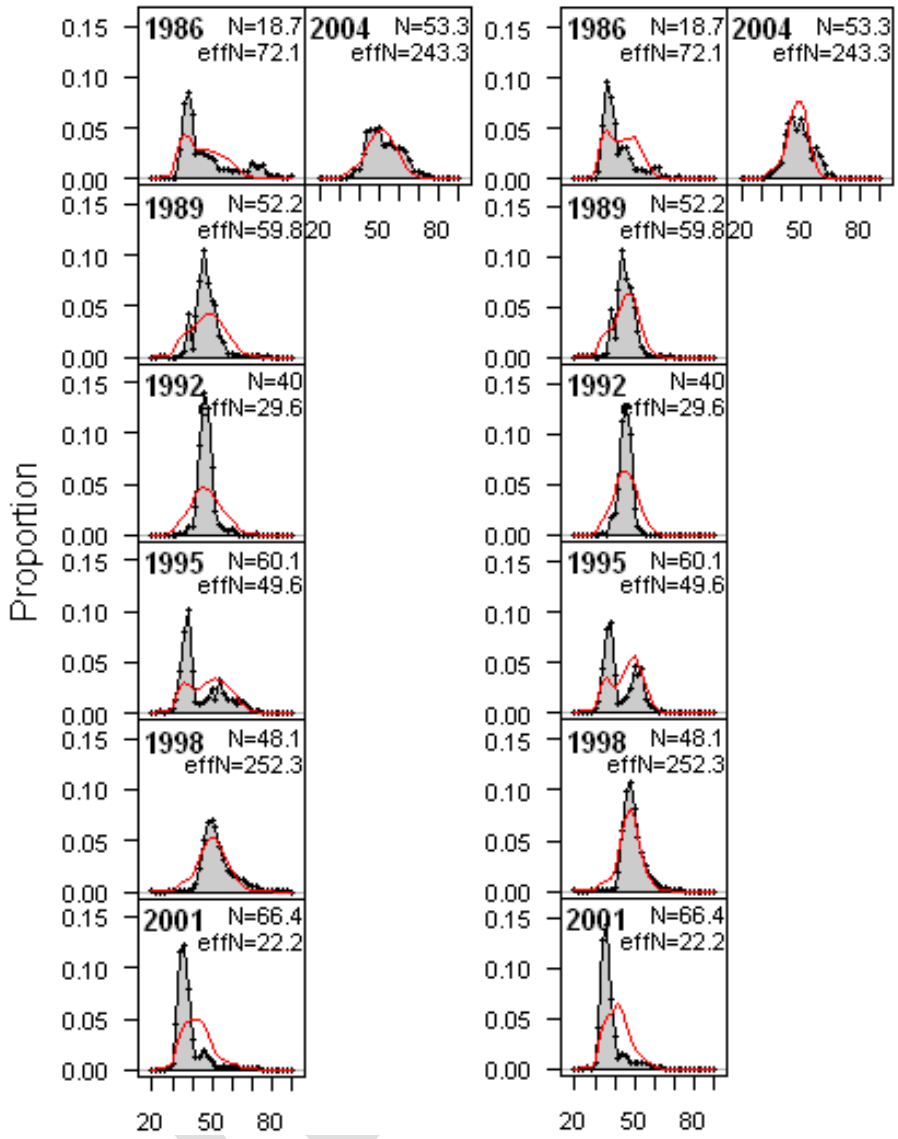

Figure 73. Fit to the AFSC shelf survey female (left panels) and male (right panels) length-frequency data.

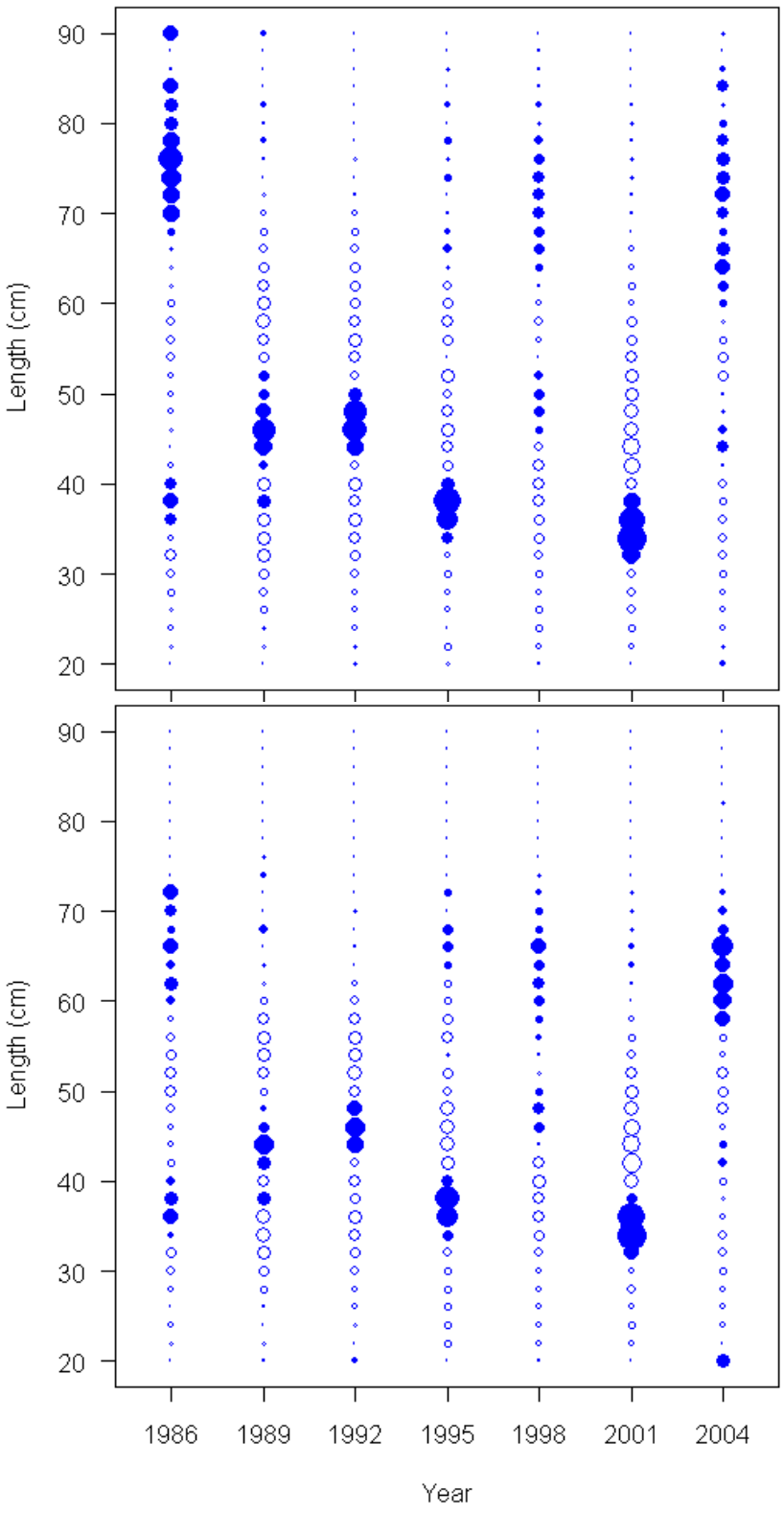

Figure 74. Pearson residuals for the fit to AFSC shelf survey female (upper panel, maximum = 3.64) and male (lower panel, maximum = 3.65) length-frequencies. Filled circles represent positive residuals (observed – expected).

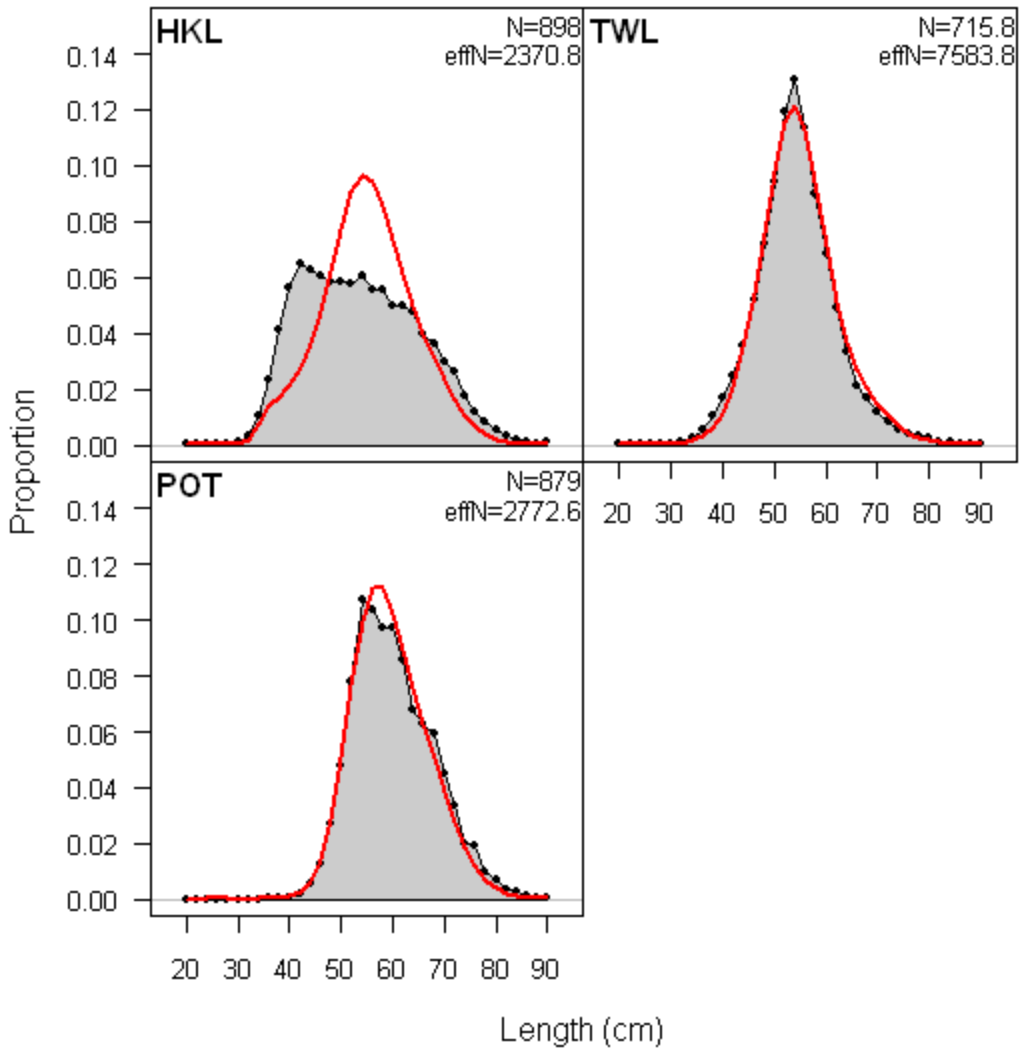

Figure 75. Aggregate fit to the fishery combined-sex retained length-frequency data.

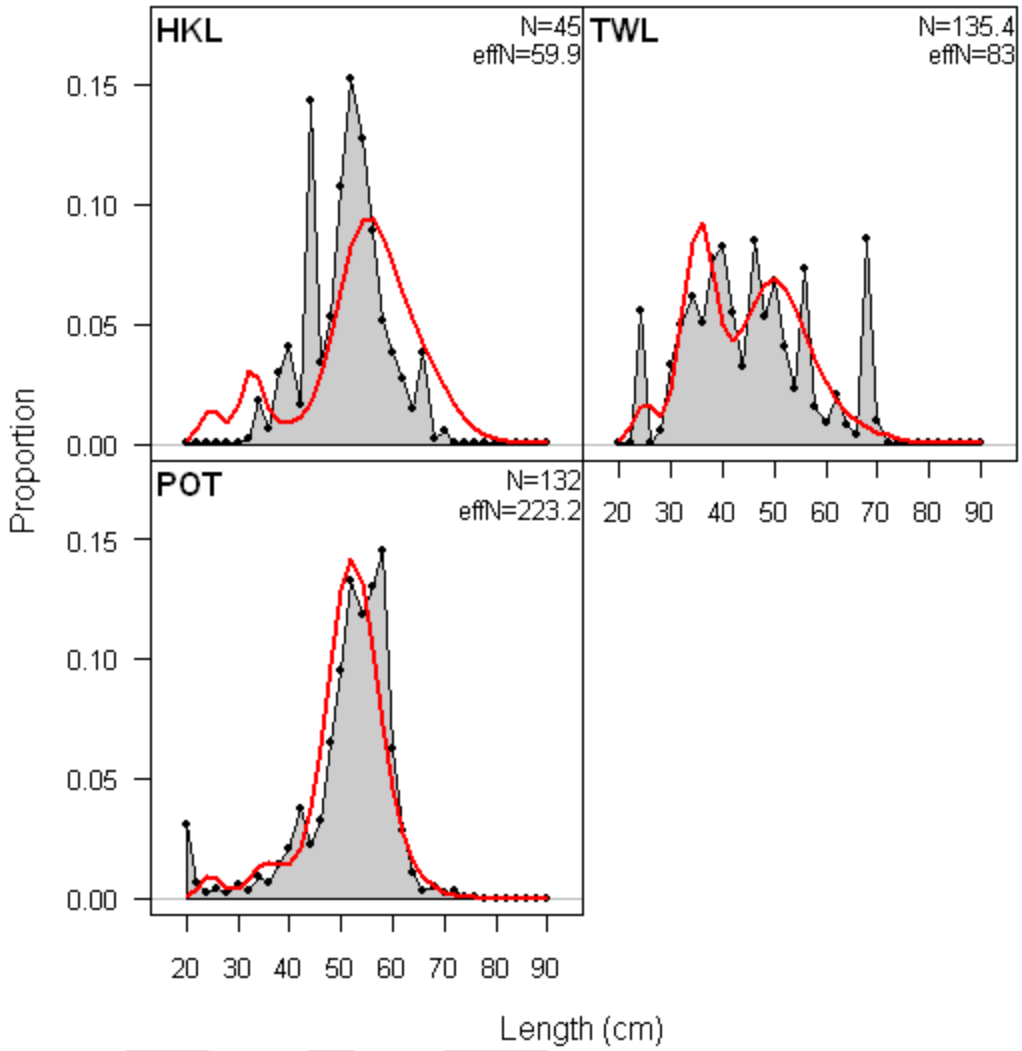

Figure 76. Aggregate fit to the fishery combined-sex discard length-frequency data.

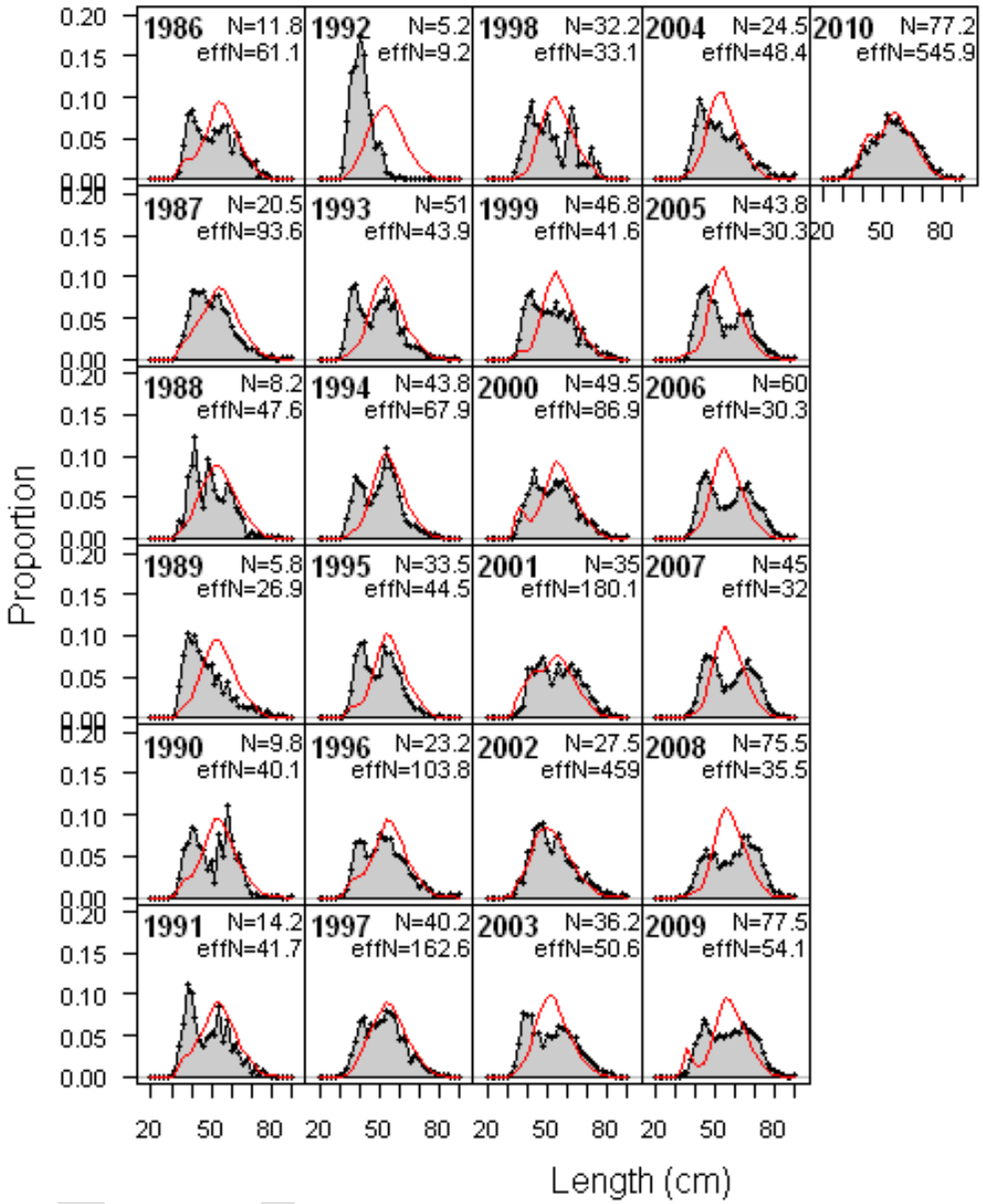

Figure 77. Fit to the hook-and-line combined-sex retained length-frequency data.

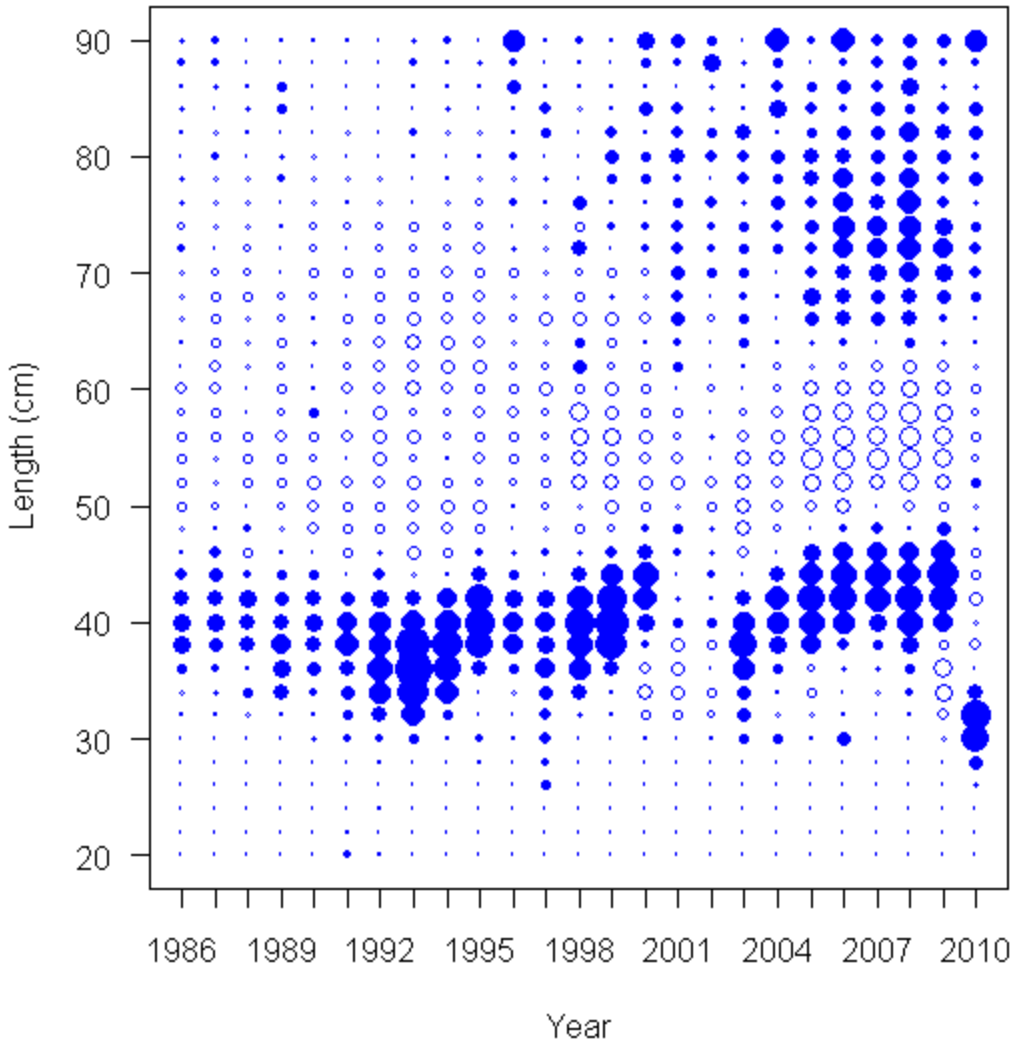

Figure 78. Pearson residuals for the fit to the hook-and-line combined-sex retained length-frequency data (maximum = 5.25). Filled circles represent positive residuals (observed – expected).

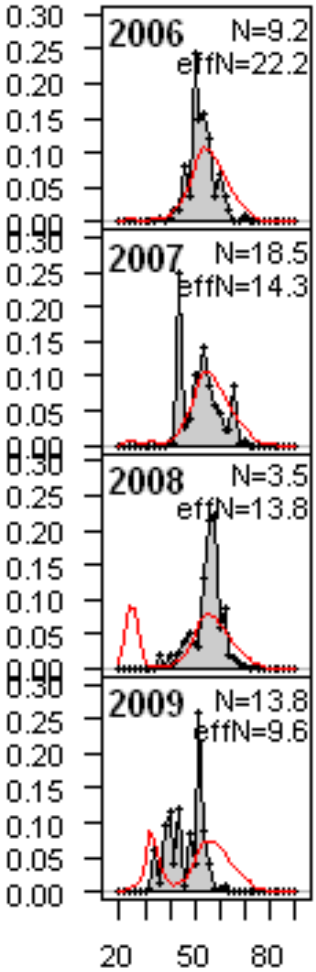

Figure 79. Fit to the hook-and-line combined-sex discard length-frequency data.

DRAFT

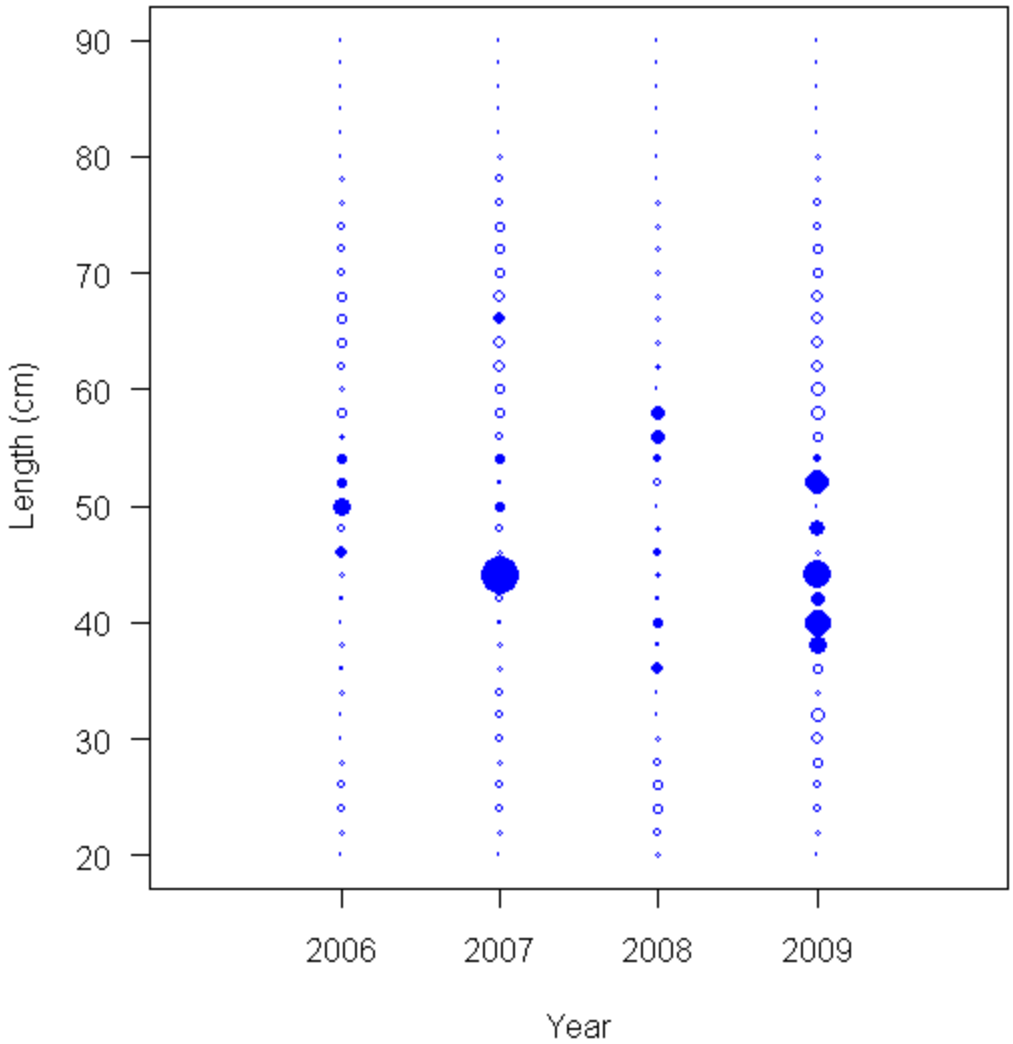

Figure 80. Pearson residuals for the fit to the hook-and-line combined-sex discard length-frequency data (maximum = 7.2). Filled circles represent positive residuals (observed – expected).

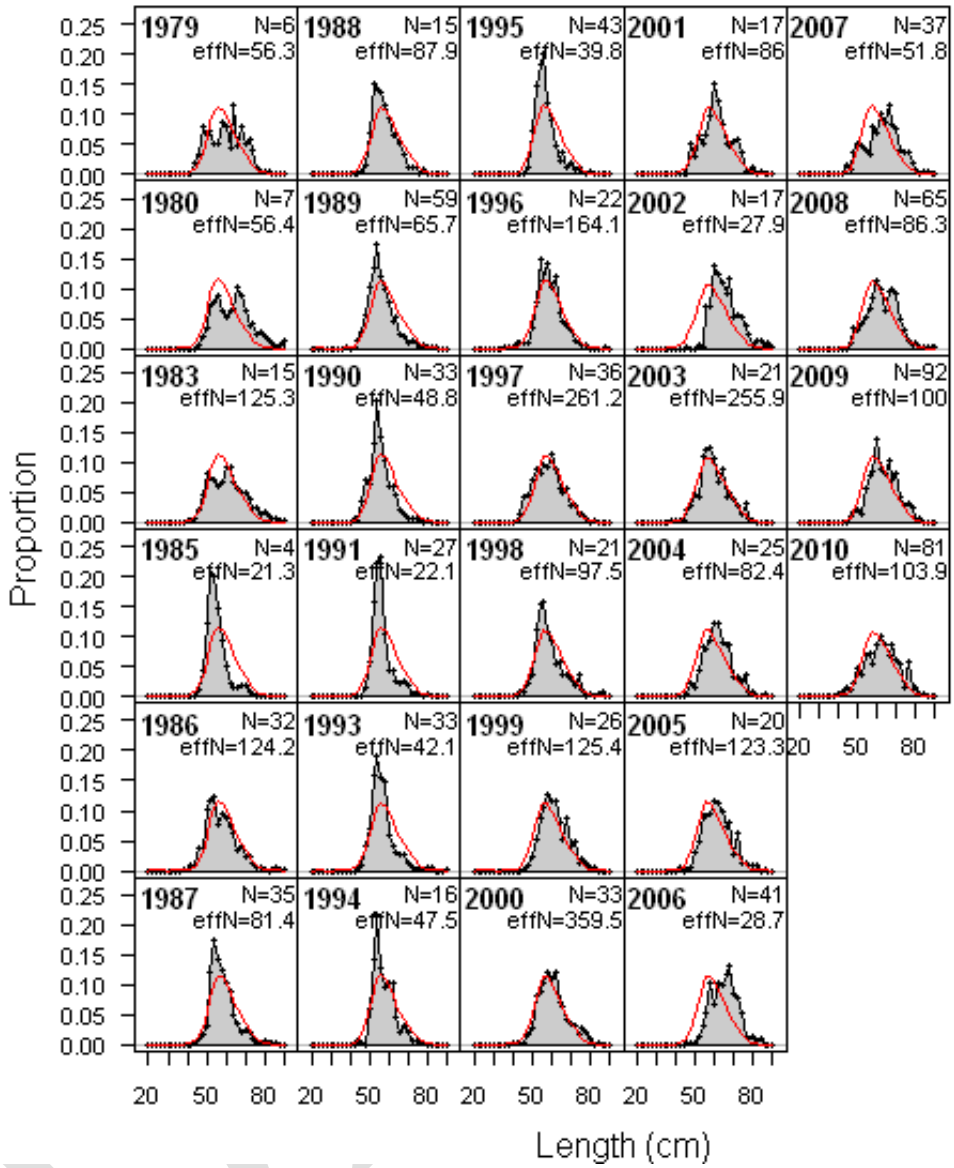

Figure 81. Fit to the pot combined-sex retained length-frequency data.

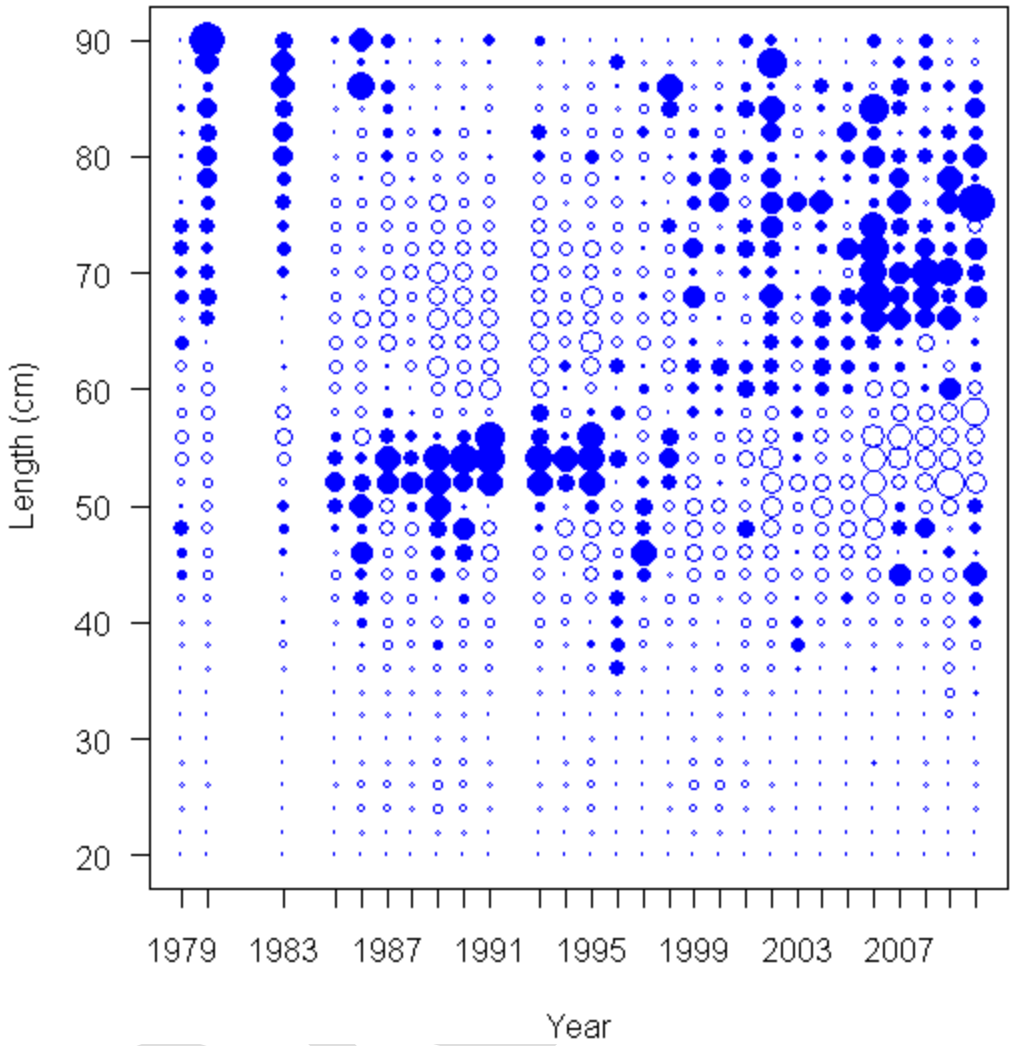

Figure 82. Pearson residuals for the fit to the pot combined-sex retained length-frequency data (maximum = 2.95). Filled circles represent positive residuals (observed – expected).

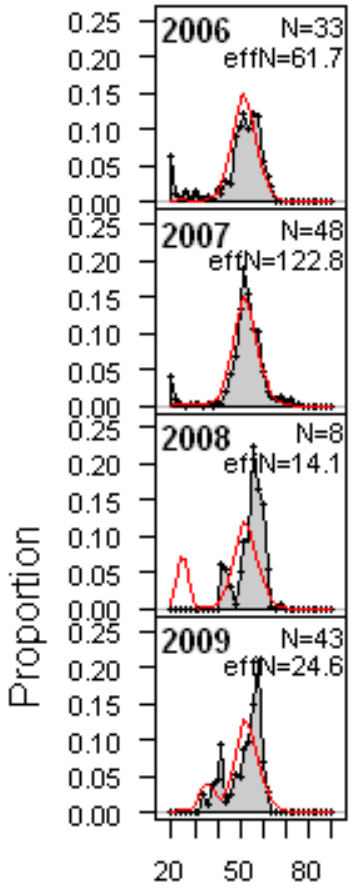

Figure 83. Fit to the pot combined-sex discard length-frequency data.

DRAFT

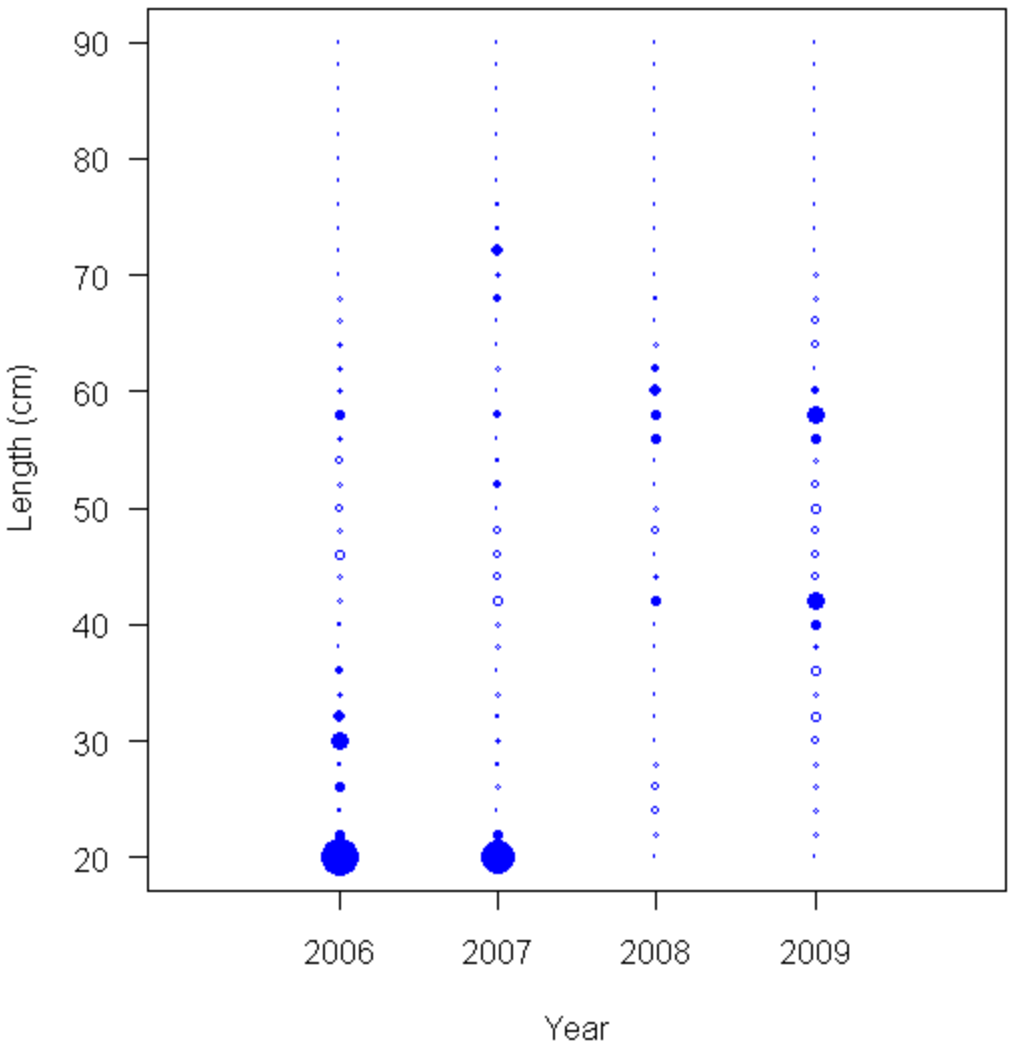

Figure 84. Pearson residuals for the fit to the pot combined-sex discard length-frequency data (maximum = 15.53). Filled circles represent positive residuals (observed – expected).

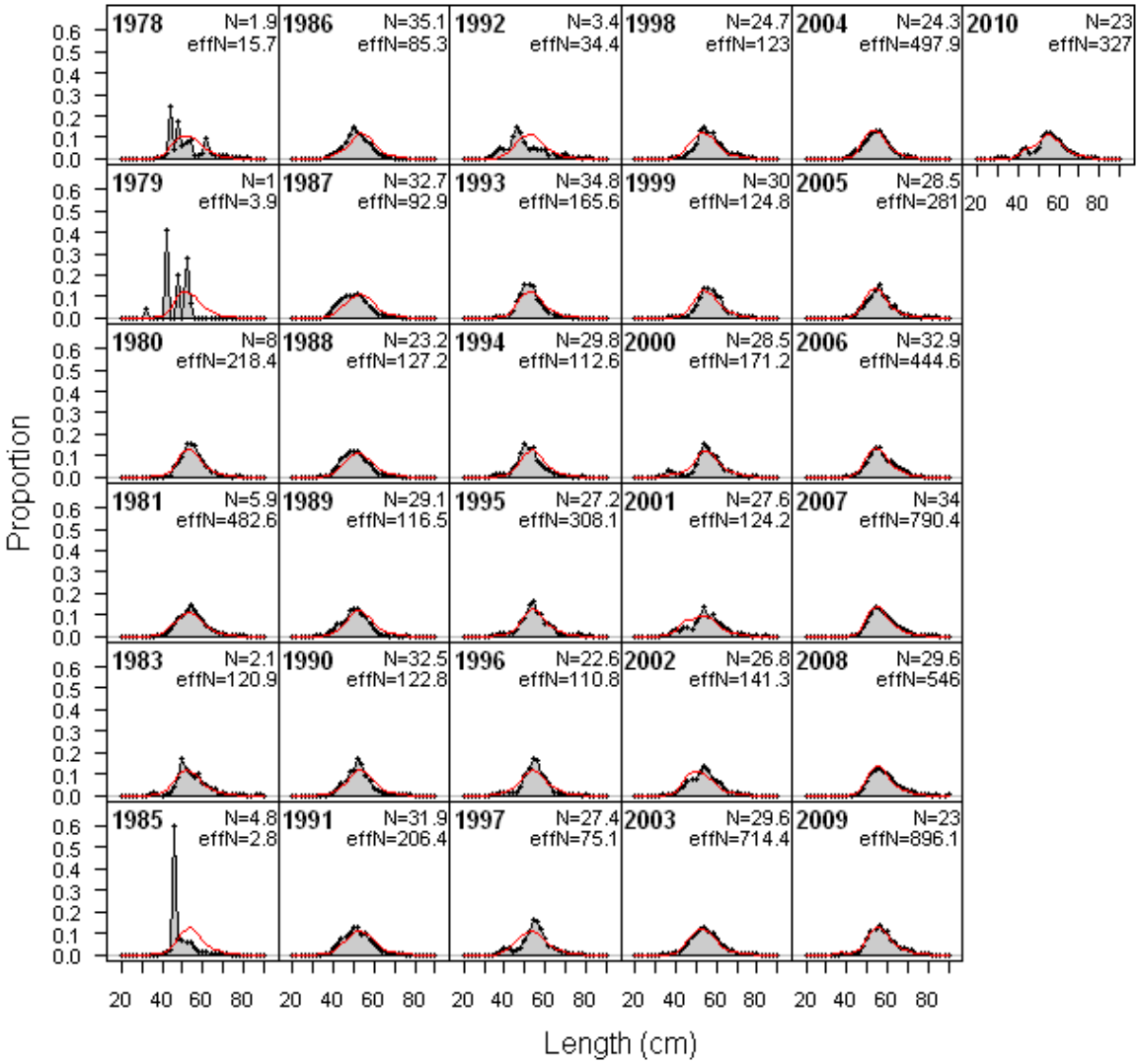

Figure 85. Fit to the trawl combined-sex retained length-frequency data.

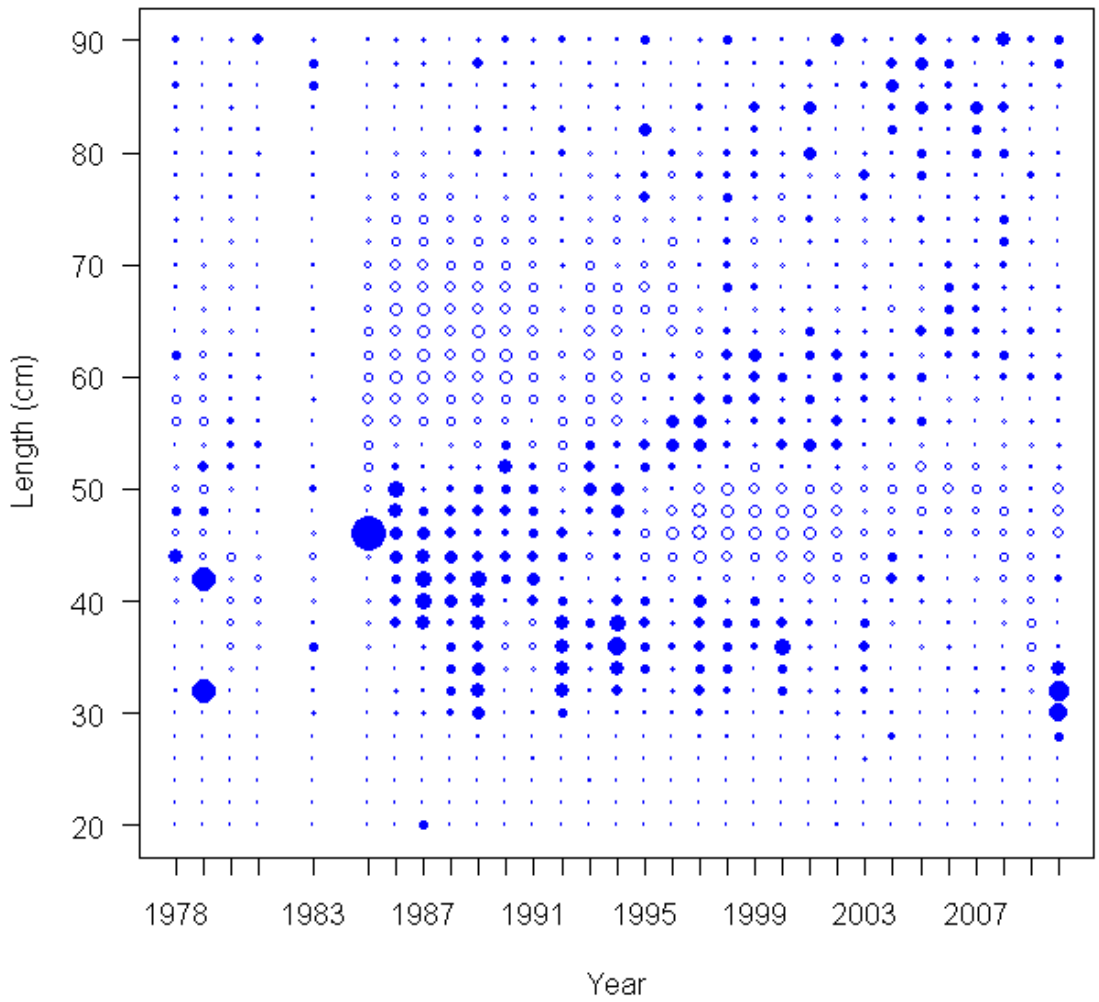

Figure 86. Pearson residuals for the fit to the trawl combined-sex retained length-frequency data (maximum = 5.42). Filled circles represent positive residuals (observed – expected).

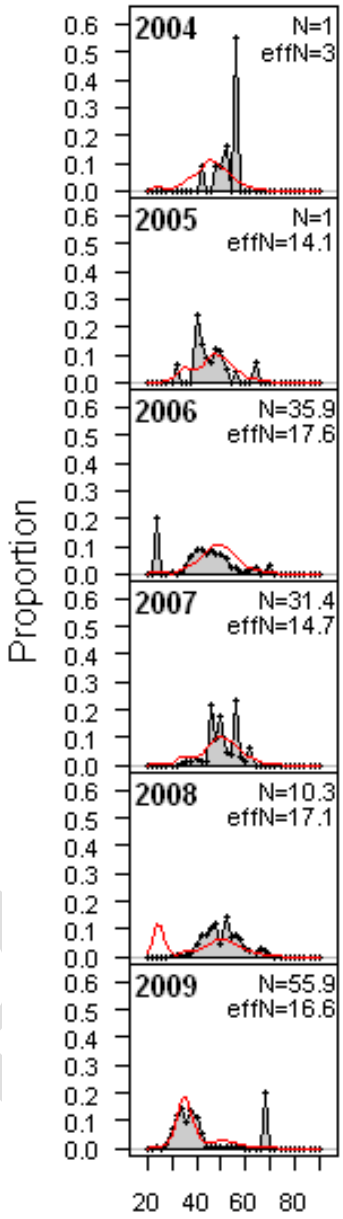

Figure 87. Fit to the trawl combined-sex discard length-frequency data.

DRAFT

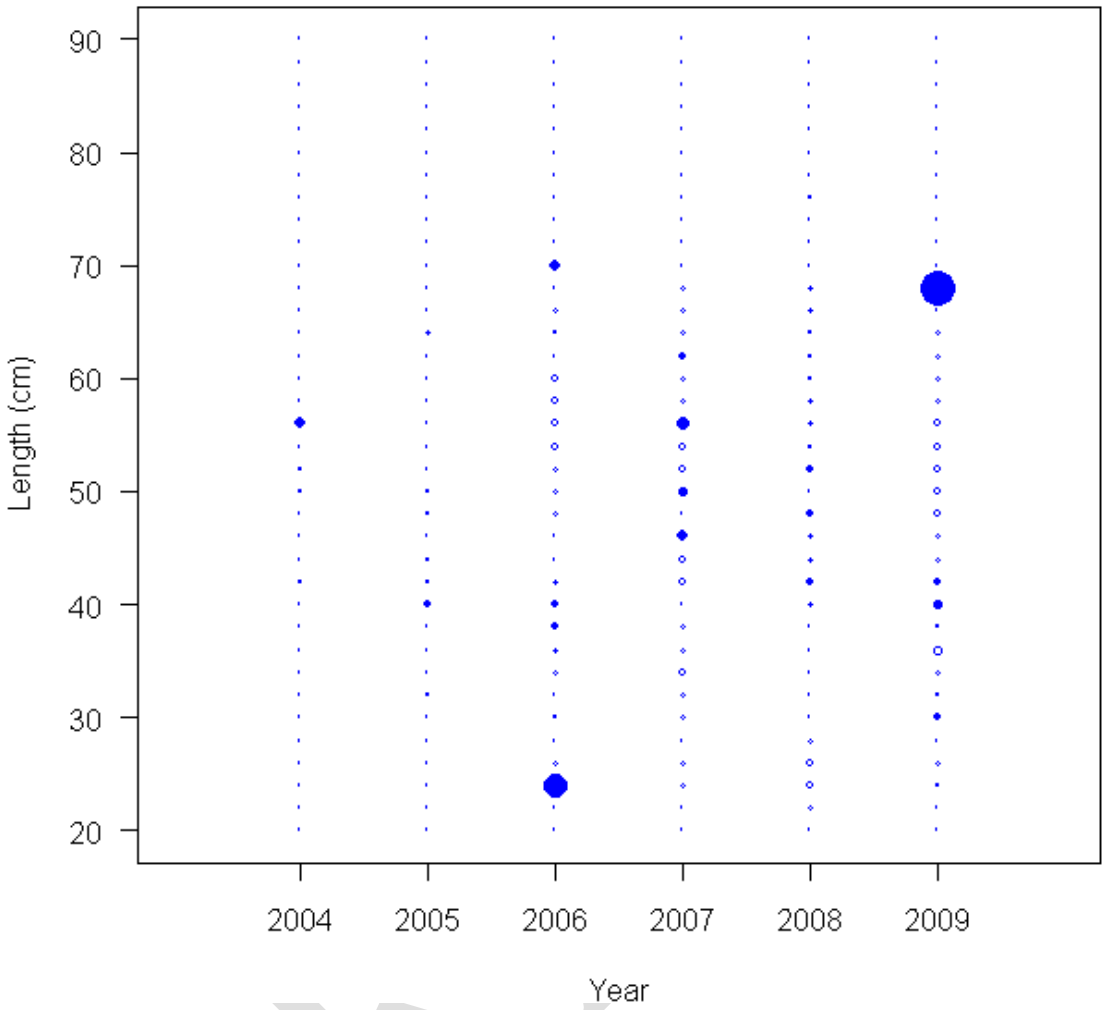

Figure 88. Pearson residuals for the fit to the trawl combined-sex discard length-frequency data (maximum = 23.76). Filled circles represent positive residuals (observed – expected).

DRAFT

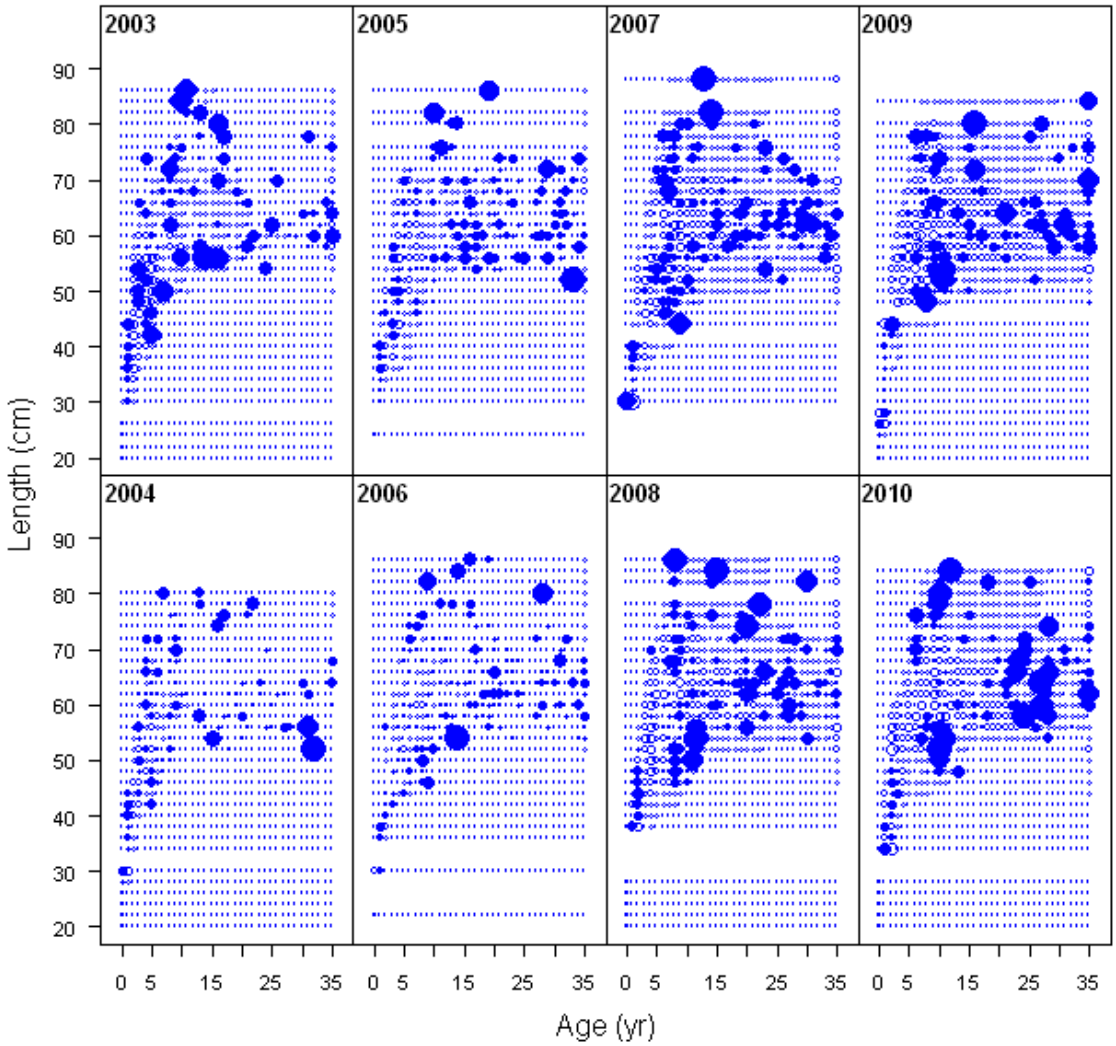

Figure 89. Pearson residuals for the fit to NWFSC shelf-slope survey female age-at-length-frequencies (maximum = 12.6). Filled circles represent positive residuals (observed – expected).

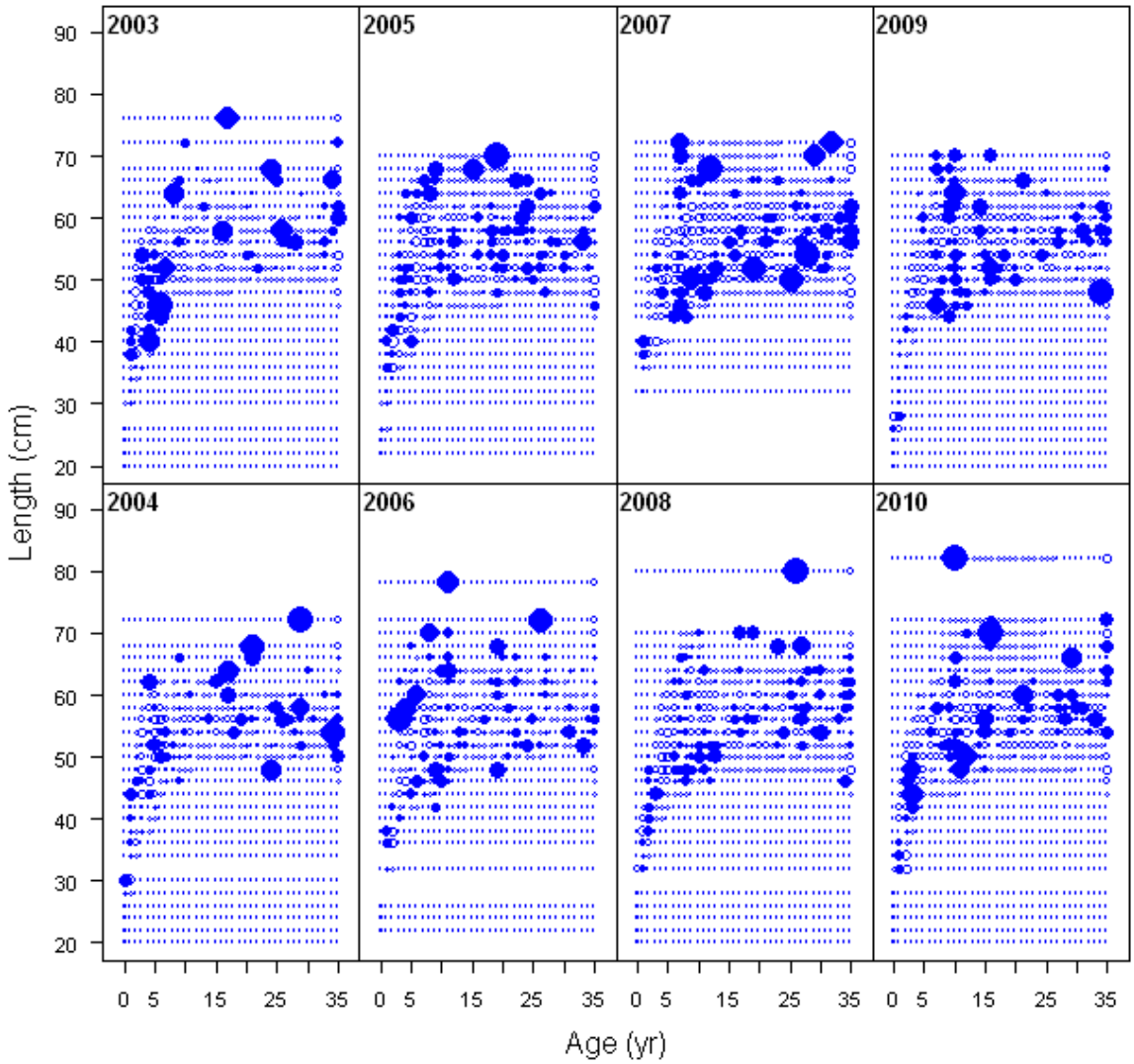

Figure 90. Pearson residuals for the fit to NWFSC shelf-slope survey male age-at-length-frequencies (maximum = 8.29). Filled circles represent positive residuals (observed – expected).

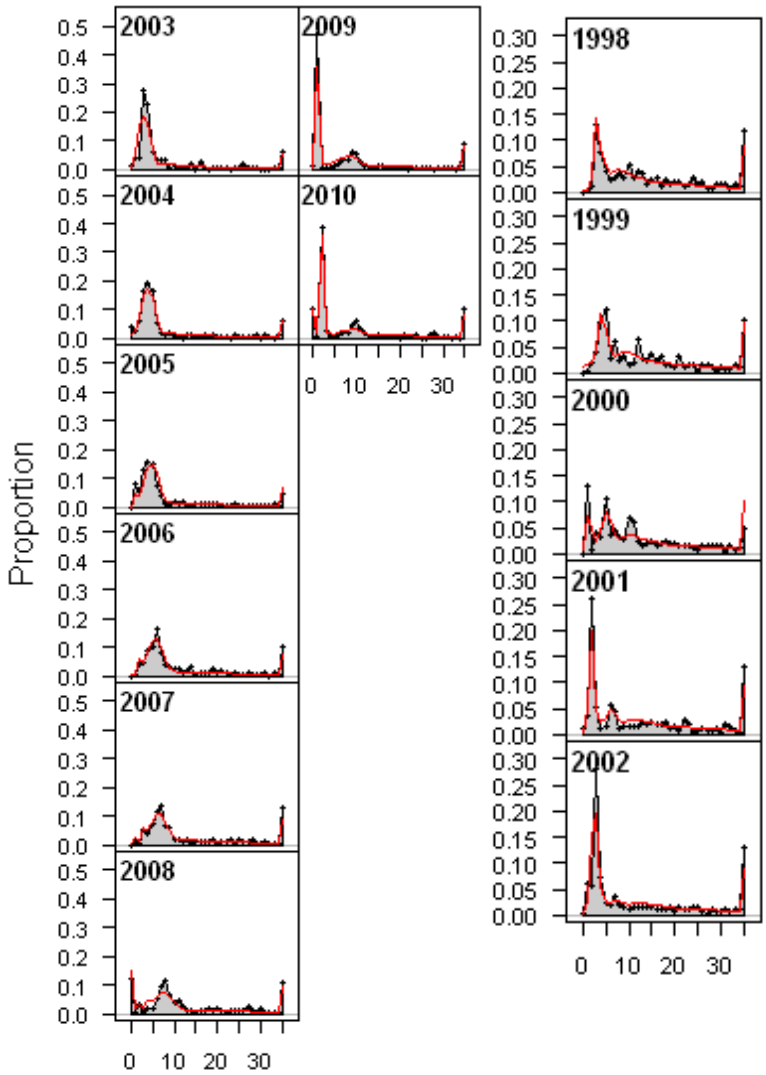

Figure 91. Implied fit to the NWFSC shelf-slope (left panel) and slope (right panel) marginal age-frequencies. Fits are provided for evaluation only, but not included in the model likelihood.

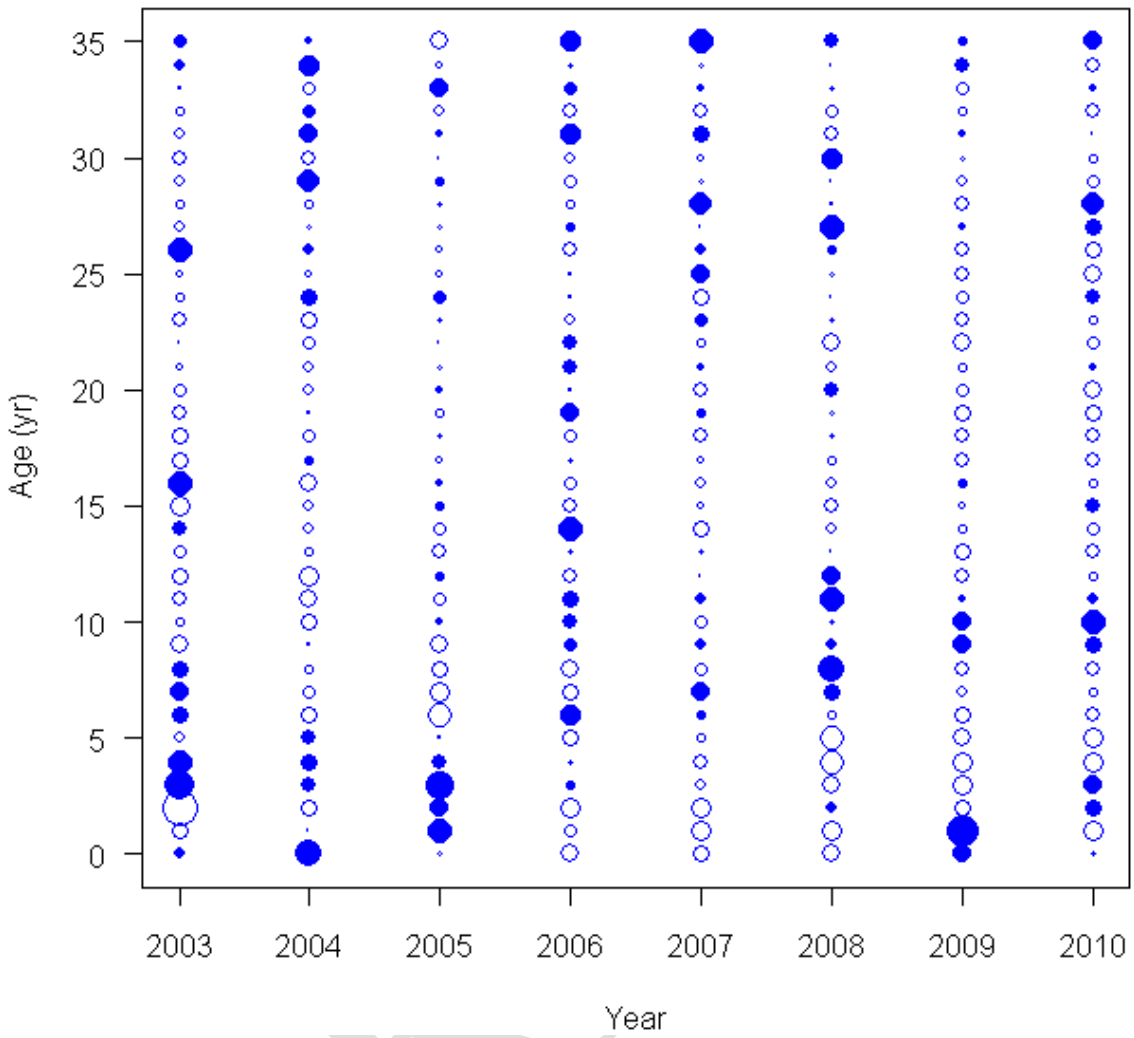

Figure 92. Residuals (observed - expected) for the implied fit to the NWFSC shelf-slope marginal age-frequencies. Scale is not relevant, but the sign can be interpreted intuitively (open circles denote negative values).

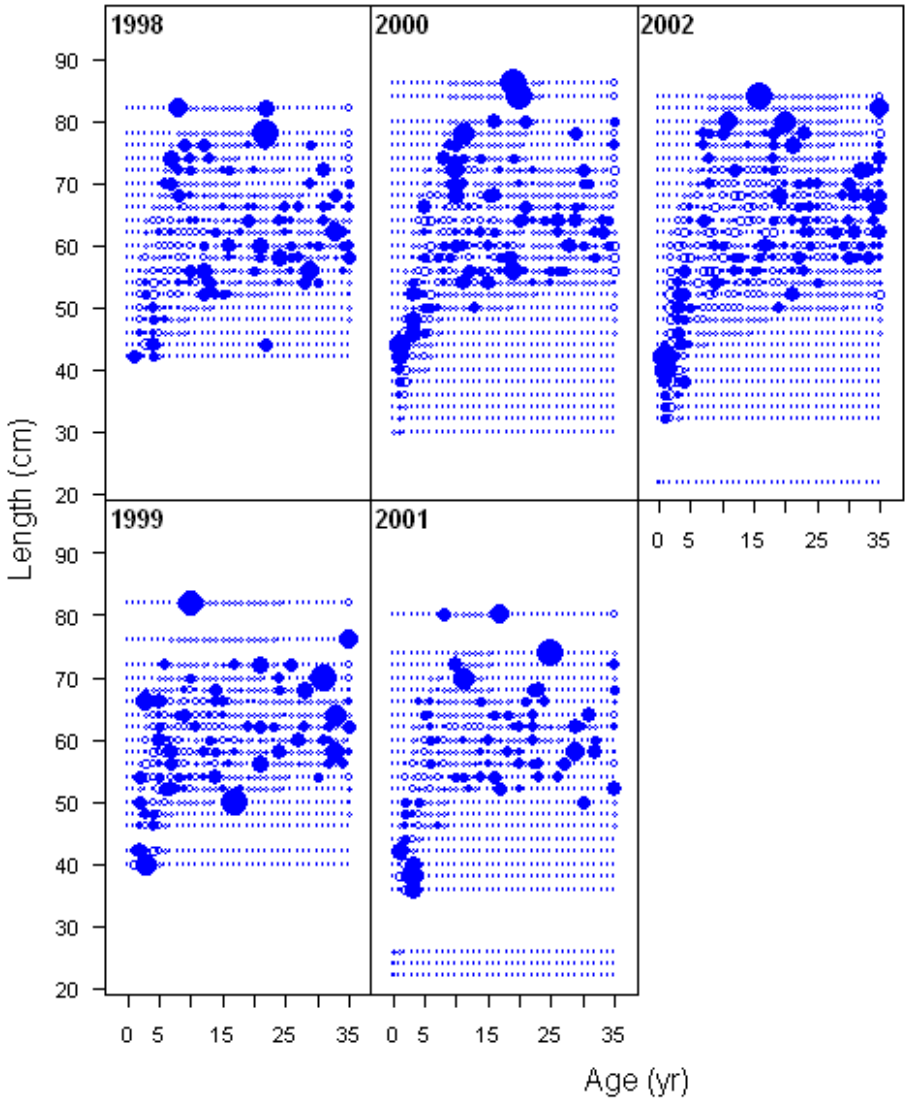

Figure 93. Pearson residuals for the fit to NWFSC slope survey female age-at-length-frequencies (maximum = 6.72). Filled circles represent positive residuals (observed – expected).

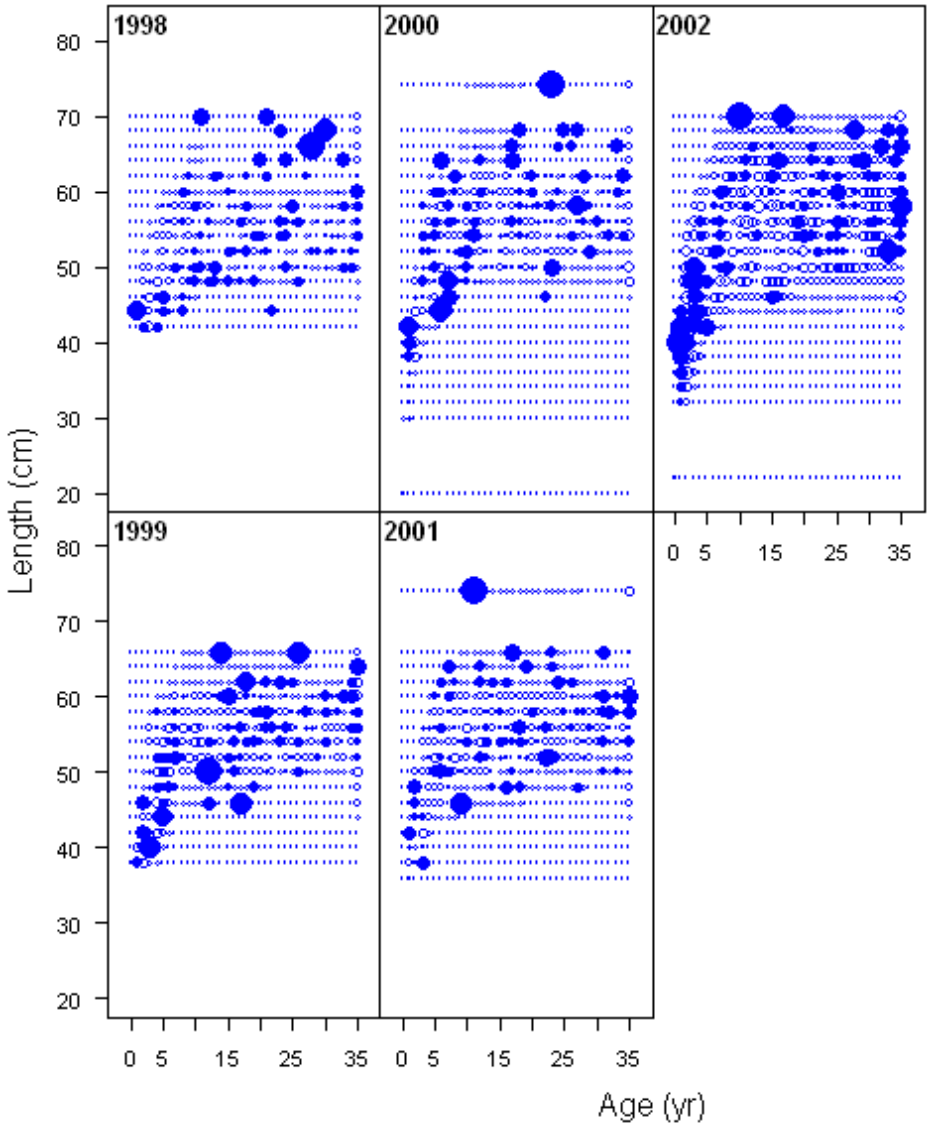

Figure 94. Pearson residuals for the fit to NWFSC slope survey male age-at-length-frequencies (maximum = 6.63). Filled circles represent positive residuals (observed – expected).

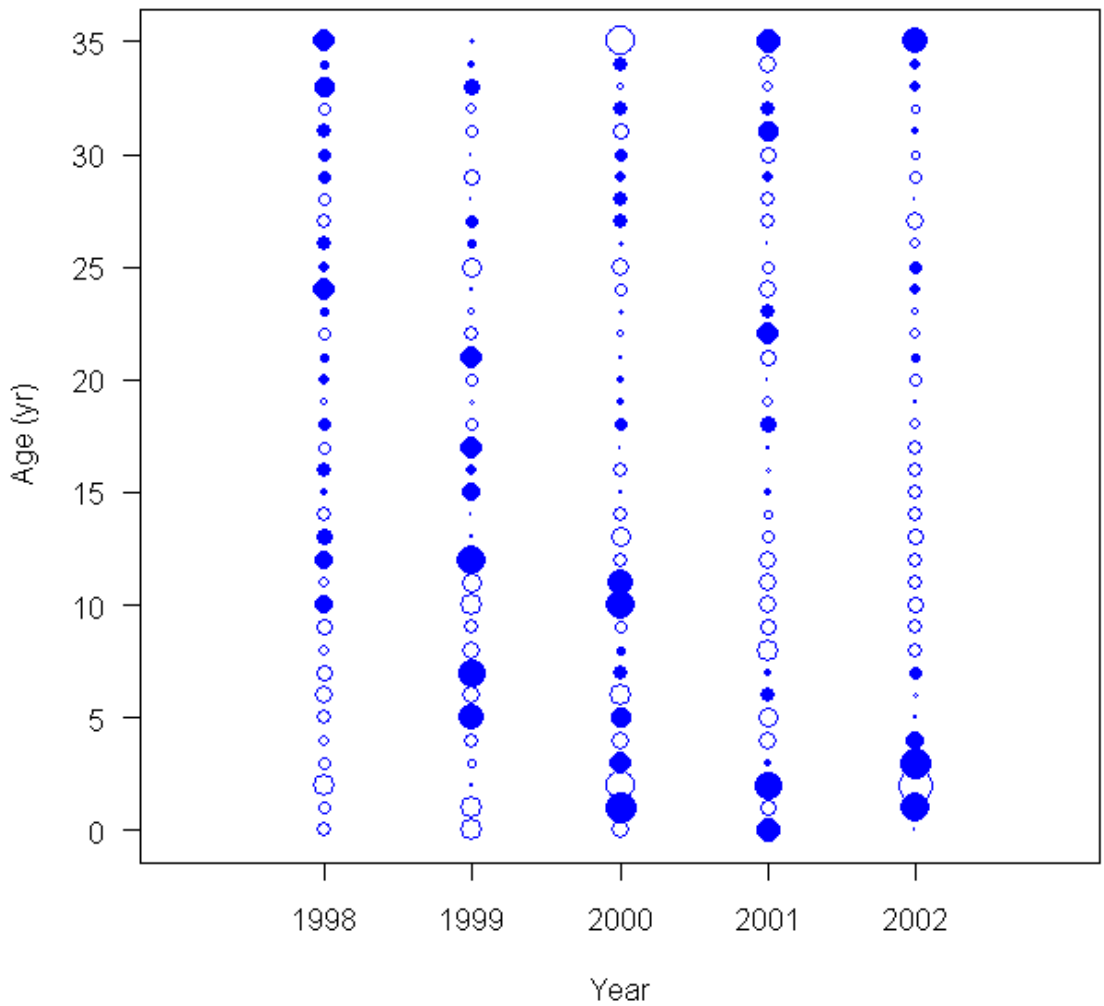

Figure 95. Residuals (observed - expected) for the implied fit to the NWFSC slope (right panel) marginal age-frequencies. Scale is not relevant, but the sign can be interpreted intuitively (open circles denote negative values).

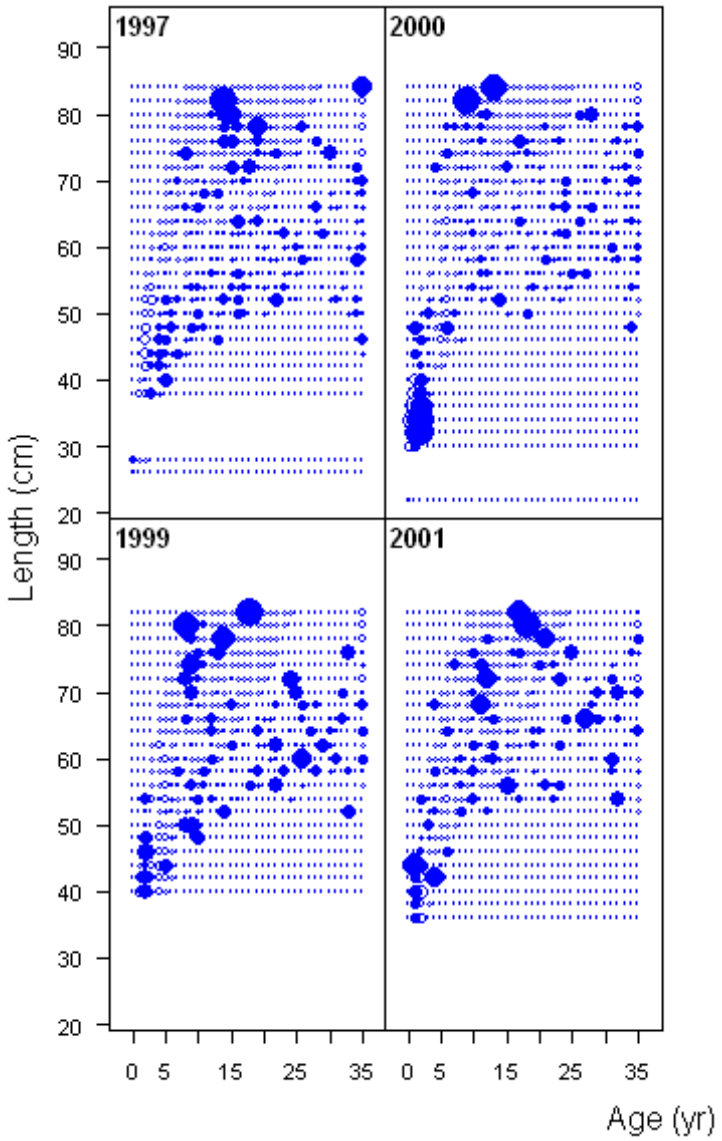

Figure 96. Pearson residuals for the fit to AFSC slope survey female age-at-length-frequencies (maximum = 5.29). Filled circles represent positive residuals (observed – expected).

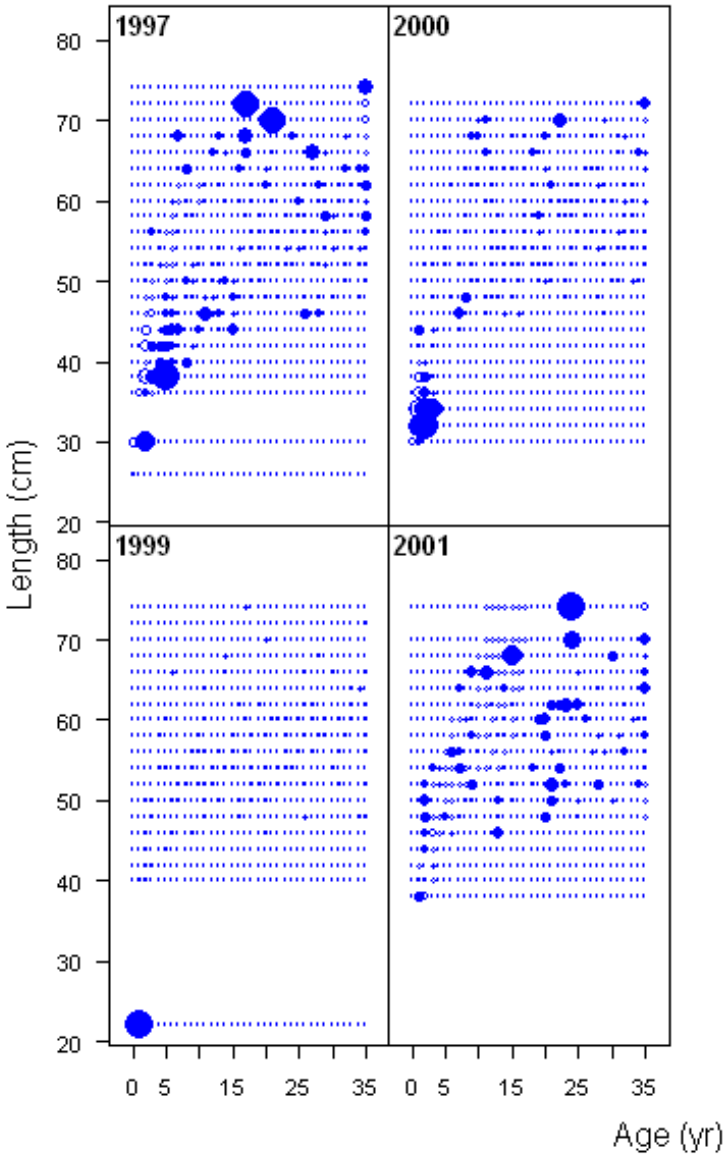

Figure 97. Pearson residuals for the fit to AFSC slope survey male age-at-length-frequencies (maximum = 95.7). Filled circles represent positive residuals (observed – expected).

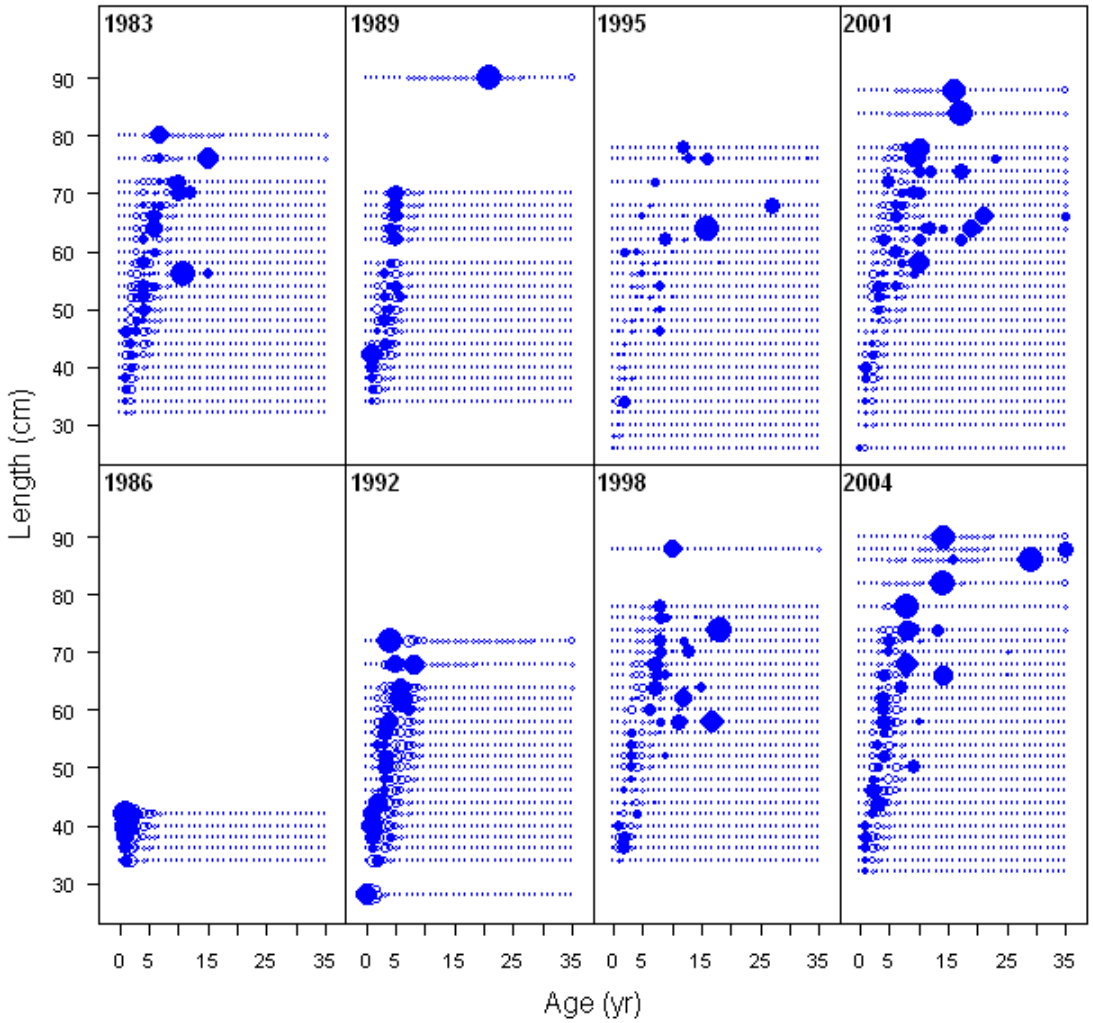

Figure 98. Pearson residuals for the fit to AFSC shelf survey female age-at-length-frequencies (maximum = 22.42). Filled circles represent positive residuals (observed – expected).

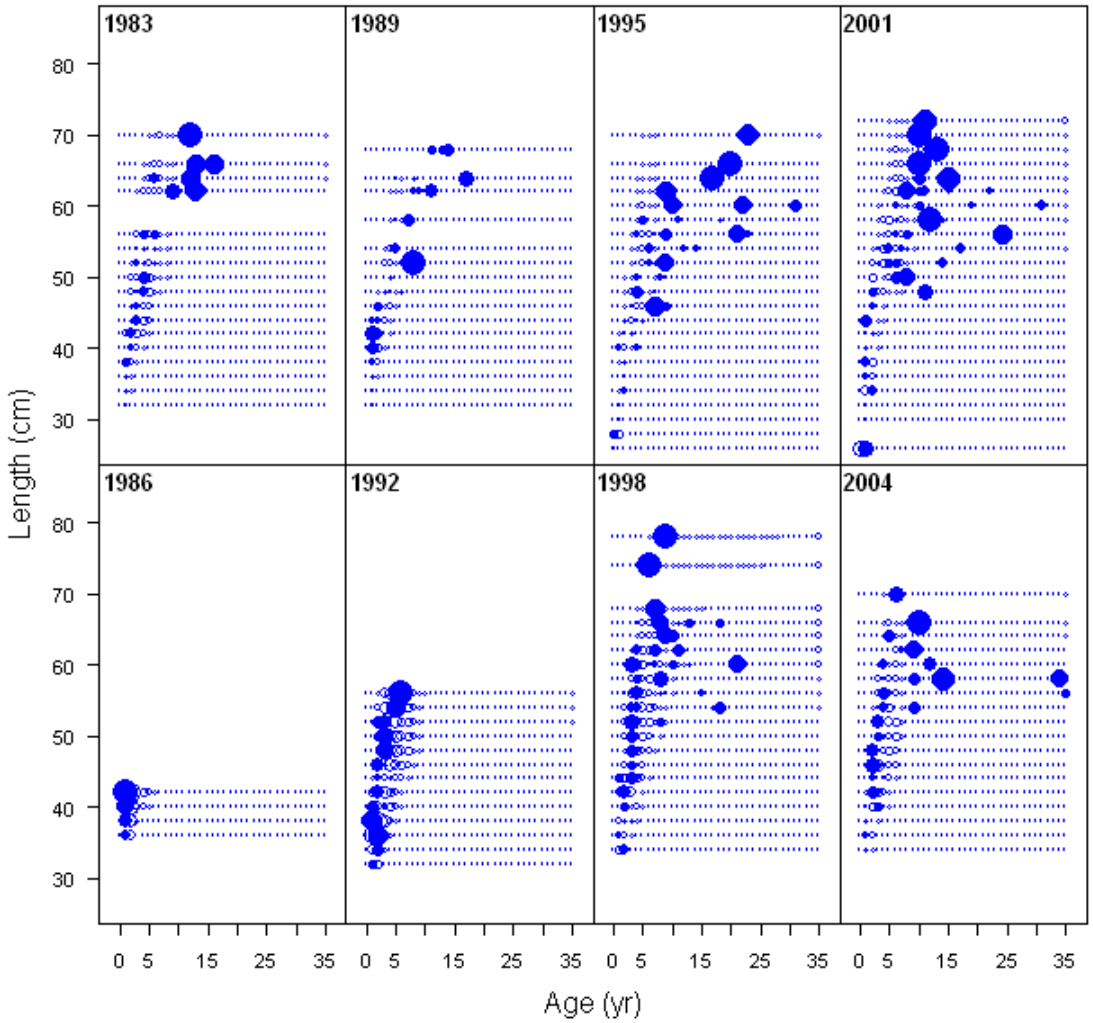

Figure 99. Pearson residuals for the fit to AFSC shelf survey male age-at-length-frequencies (maximum = 11.89). Filled circles represent positive residuals (observed – expected).

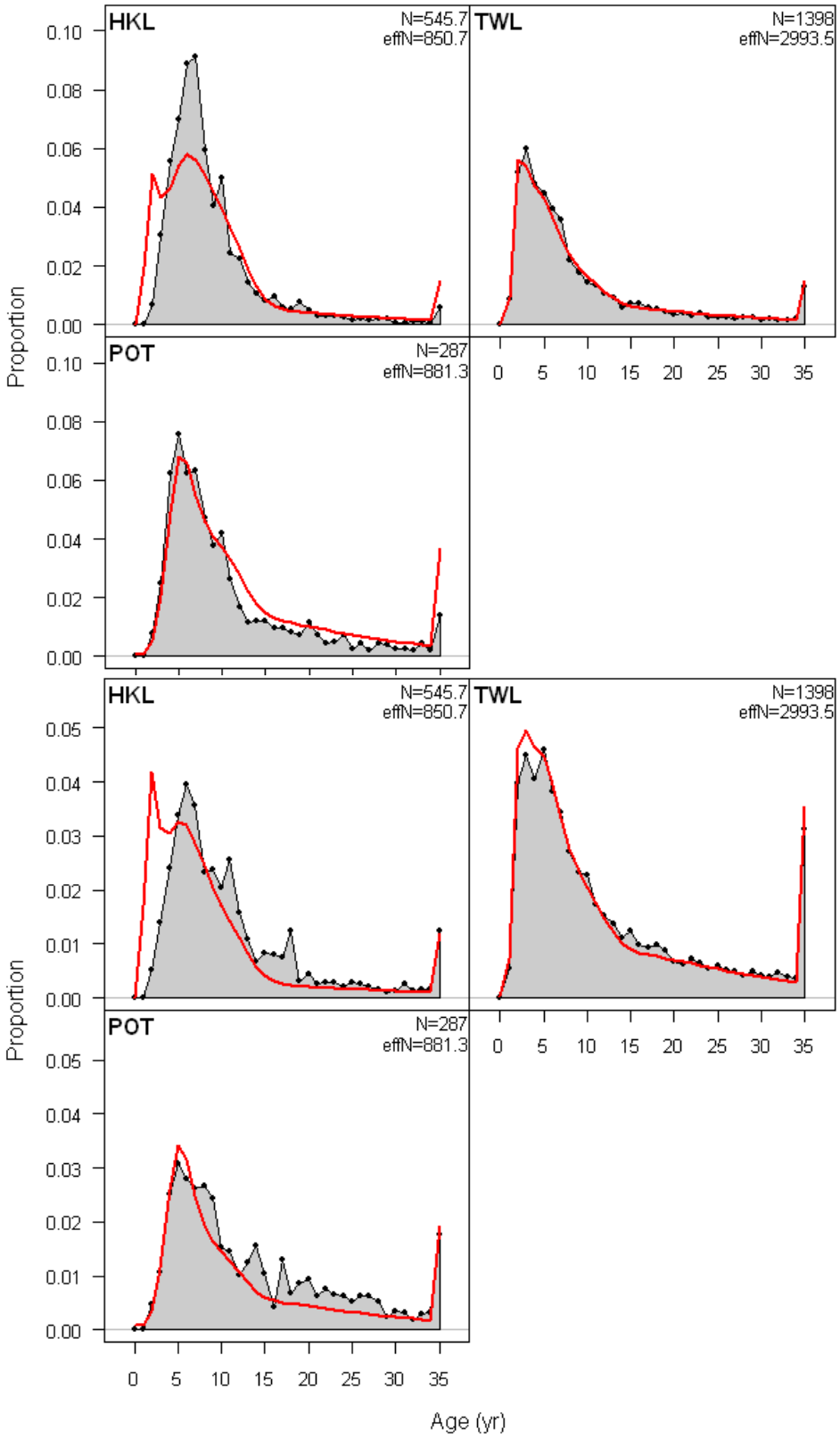

Figure 100. Aggregate fit to the fishery female (upper panel) and male (lower panel) retained age-frequency data.

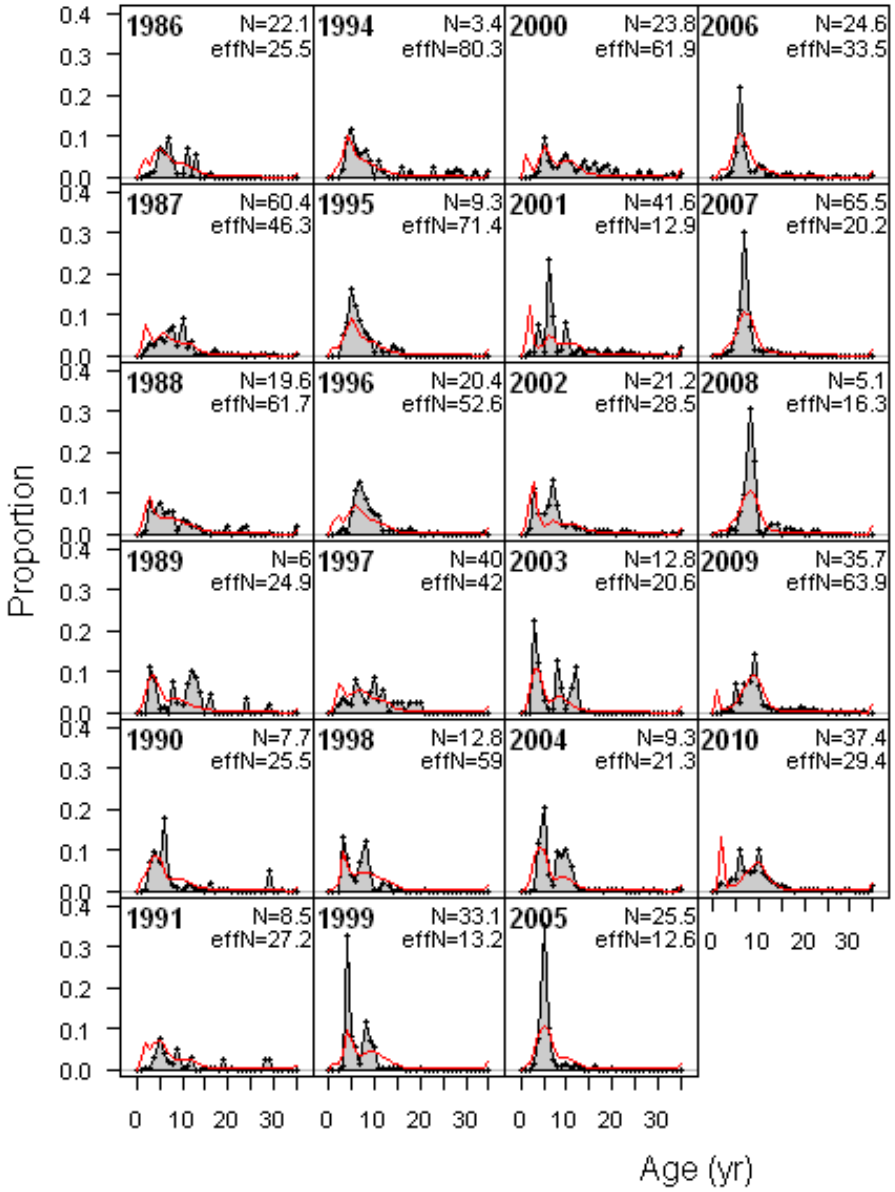

Figure 101. Fit to the hook-and-line female retained age-frequency data.

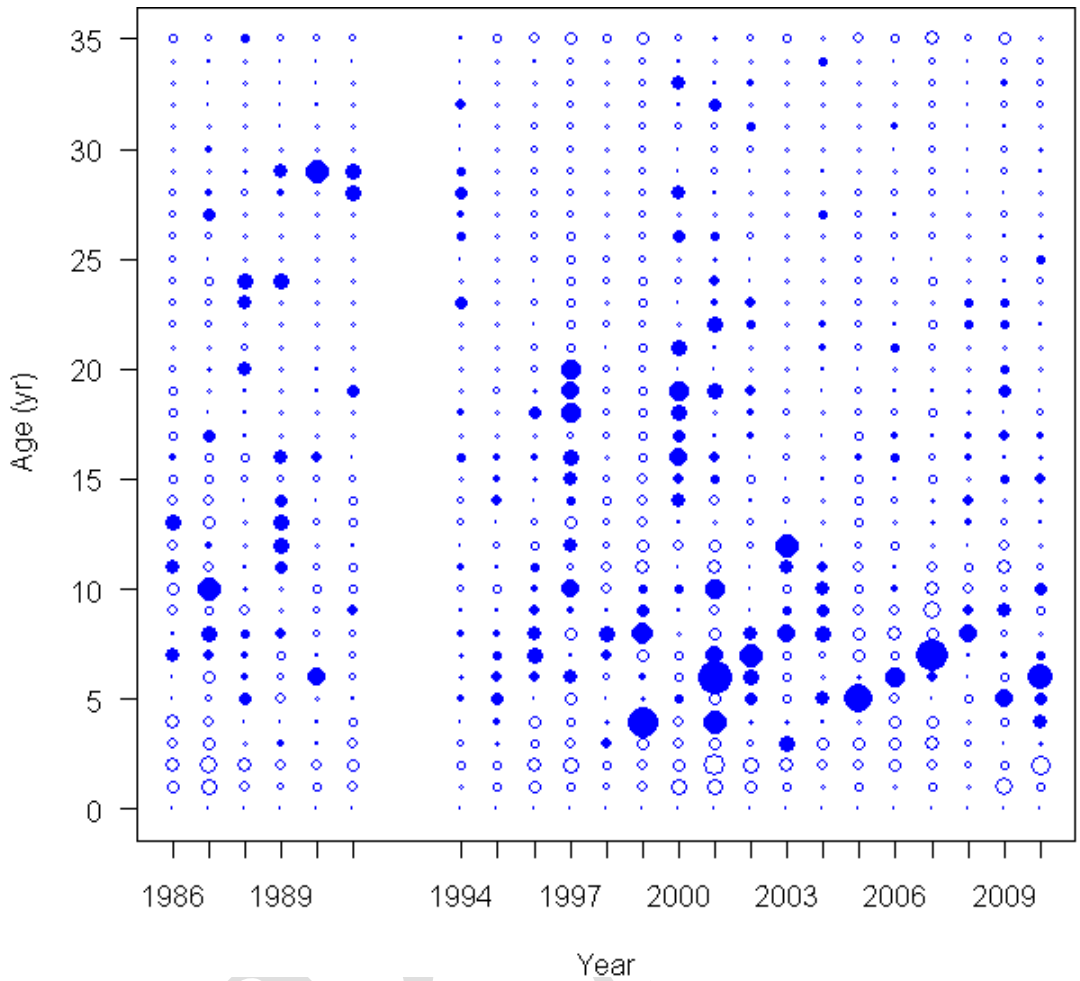

Figure 102. Pearson residuals for the fit to the hook-and-line female retained age-frequency data (maximum = 5.55). Filled circles represent positive residuals (observed – expected).

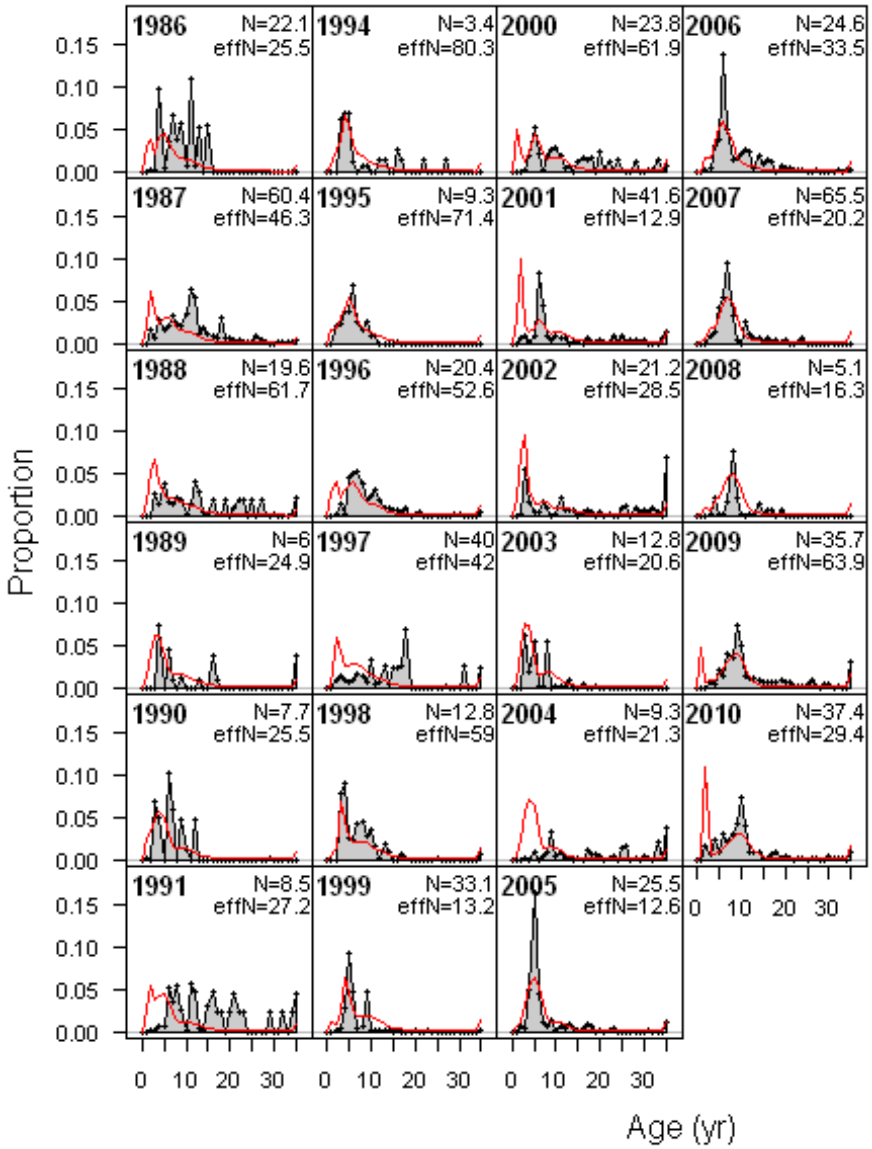

Figure 103. Fit to the hook-and-line male retained age-frequency data.

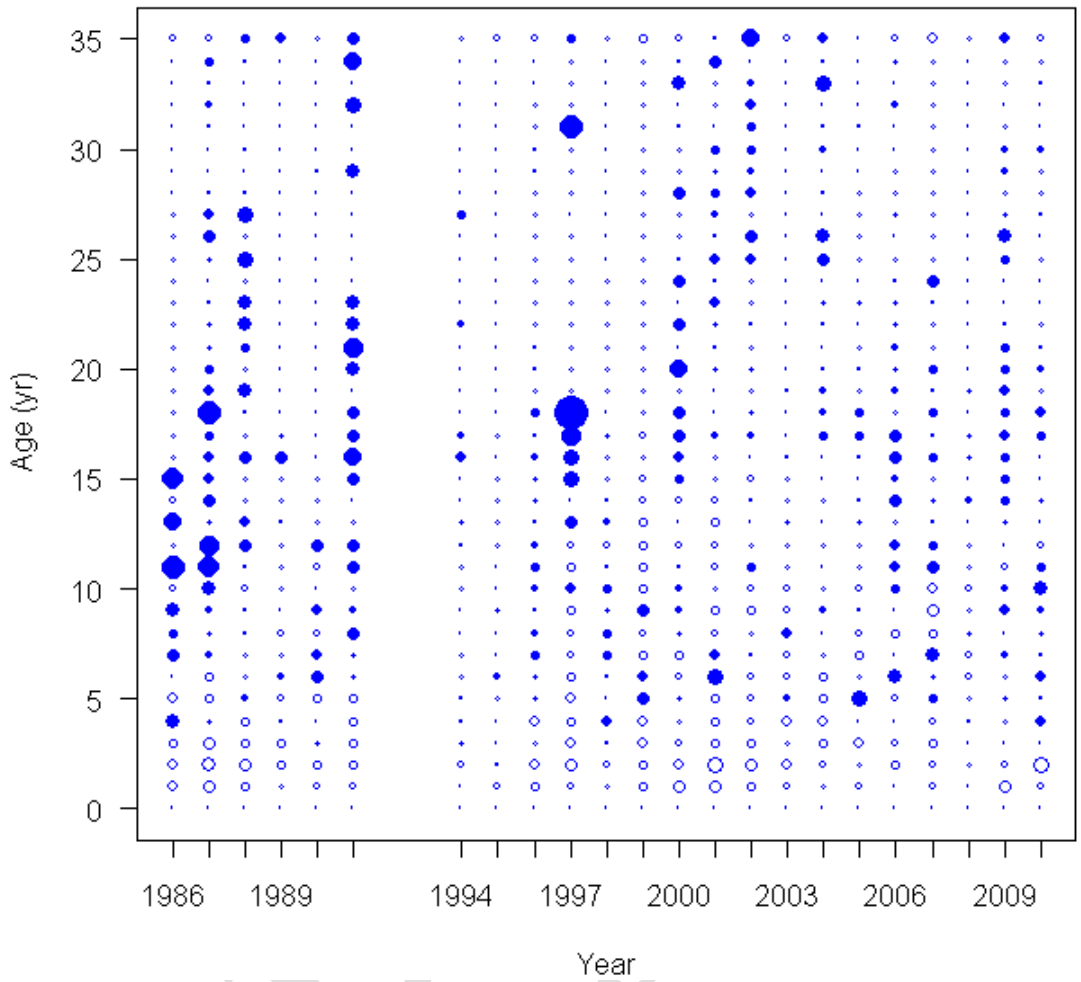

Figure 104. Pearson residuals for the fit to the hook-and-line male retained age-frequency data (maximum = 8.43). Filled circles represent positive residuals (observed – expected).

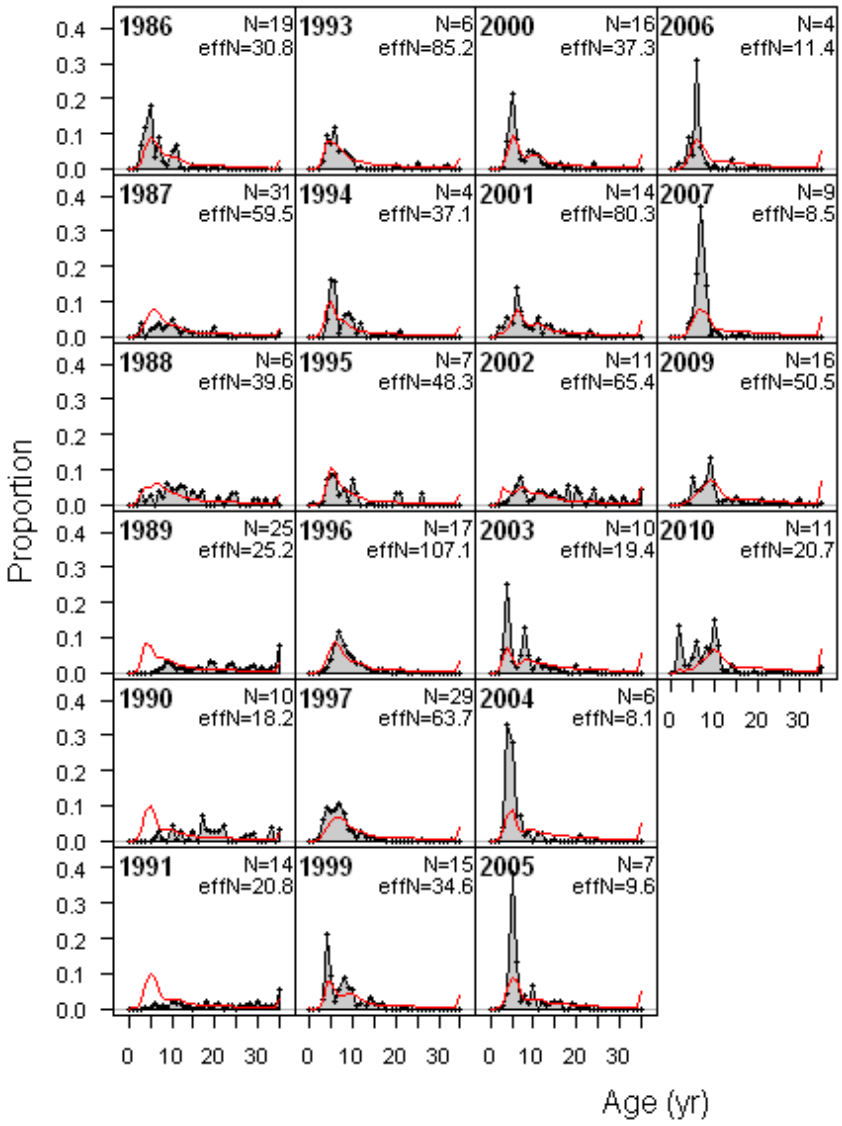

Figure 105. Fit to the pot female retained age-frequency data.

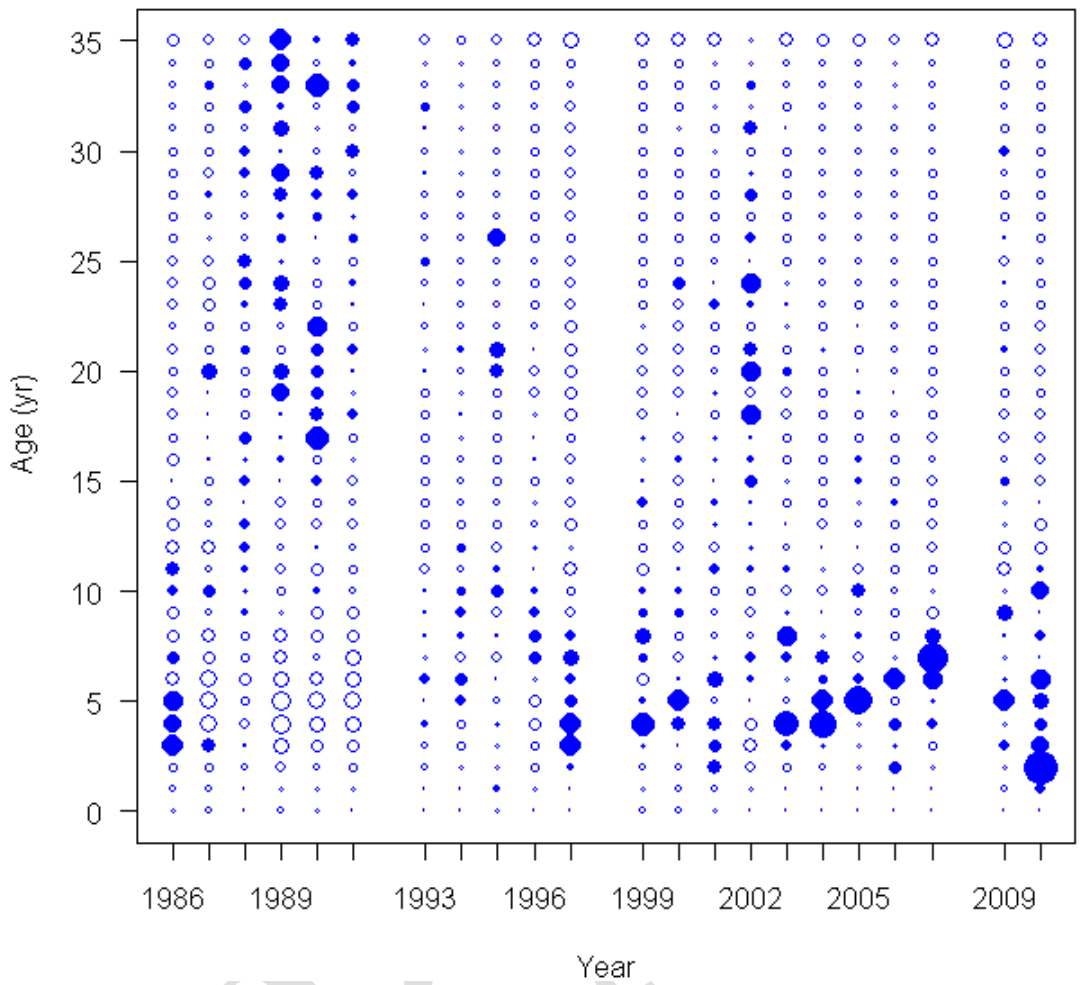

Figure 106. Pearson residuals for the fit to the pot female retained age-frequency data (maximum = 4.0). Filled circles represent positive residuals (observed – expected).

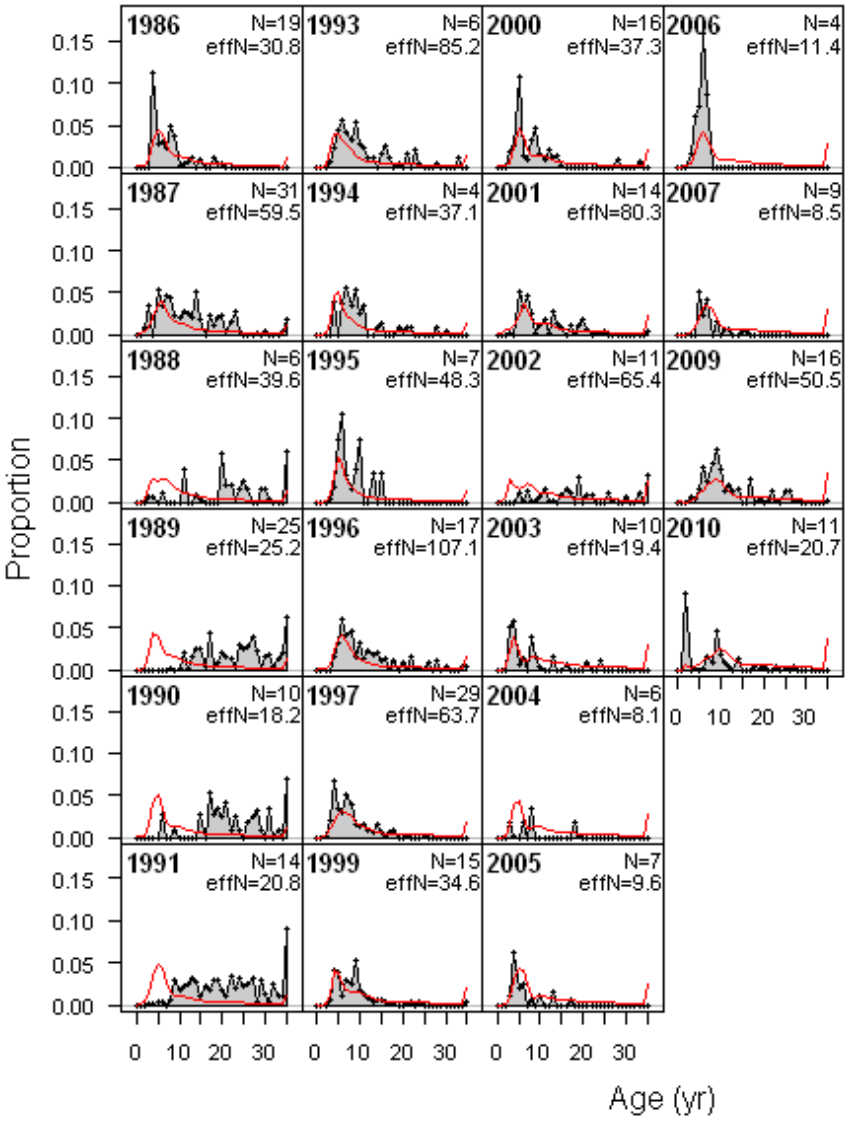

Figure 107. Fit to the pot male retained age-frequency data.

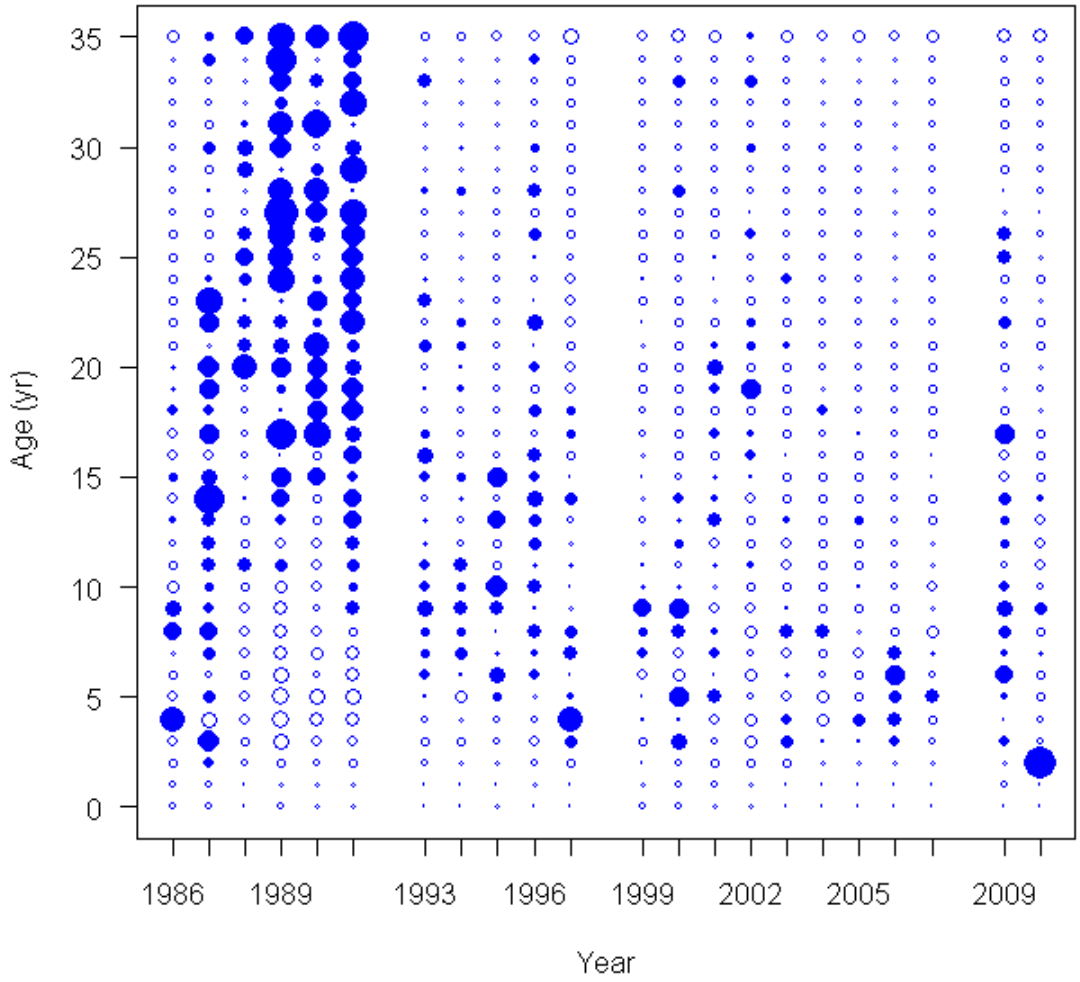

Figure 108. Pearson residuals for the fit to the pot male retained age-frequency data (maximum = 3.48). Filled circles represent positive residuals (observed – expected).

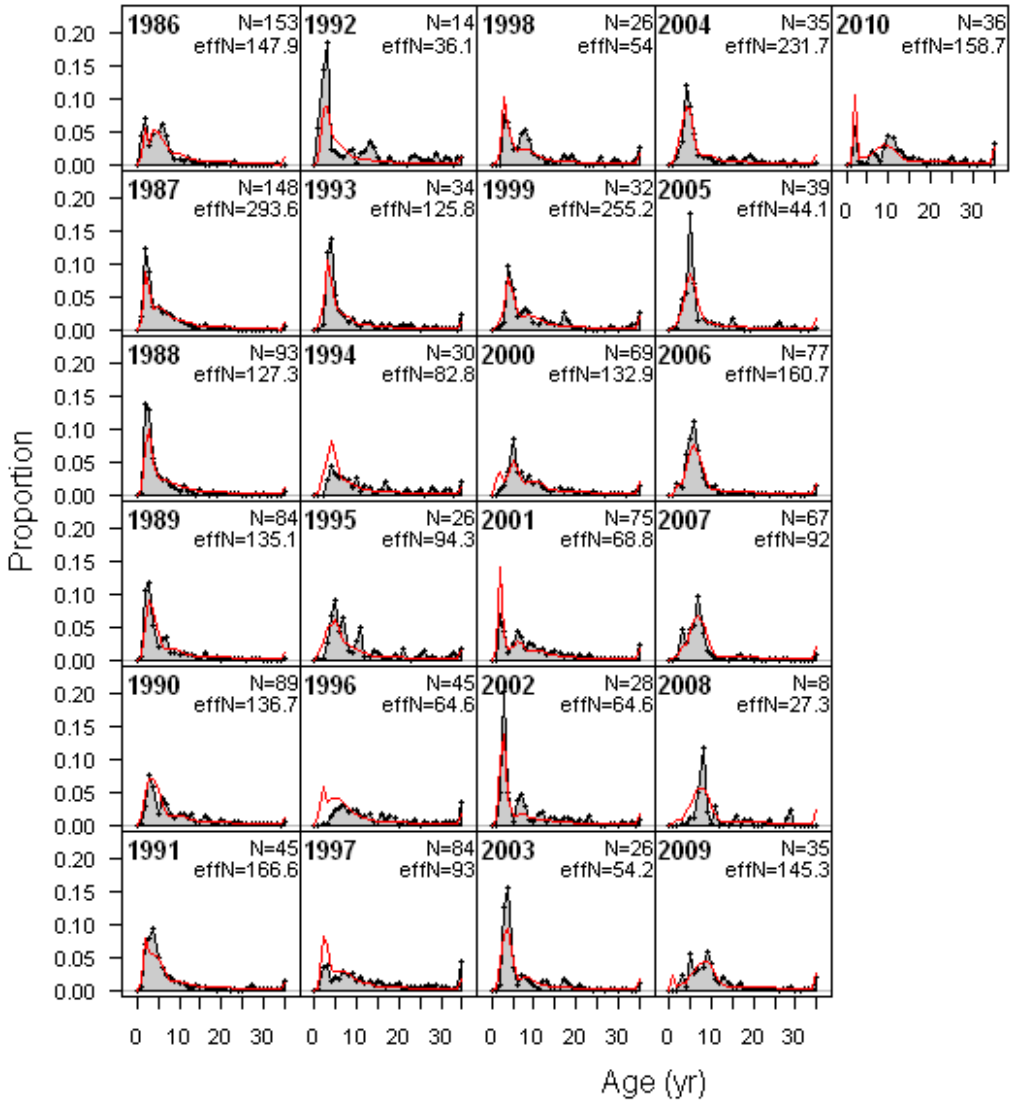

Figure 109. Fit to the trawl female retained age-frequency data.

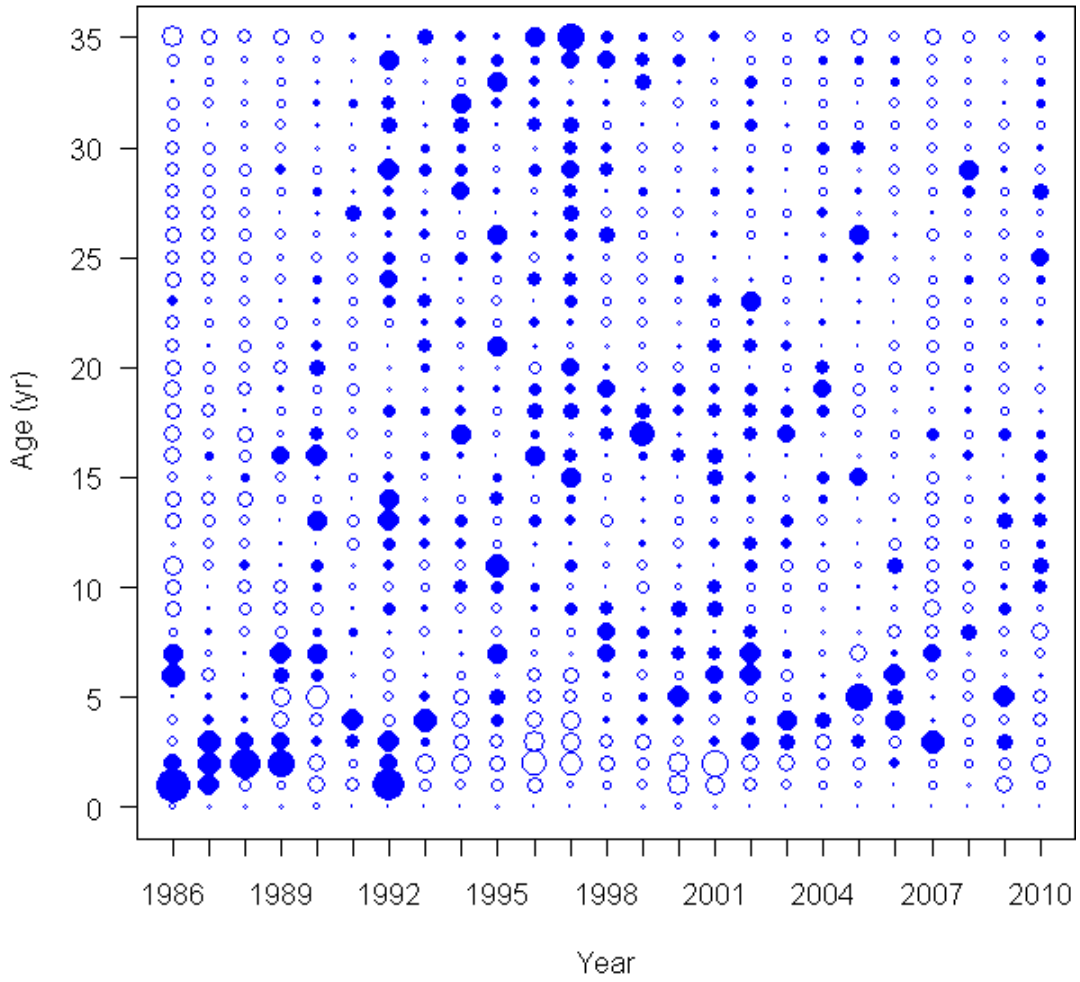

Figure 110. Pearson residuals for the fit to the trawl female retained age-frequency data (maximum = 3.03). Filled circles represent positive residuals (observed – expected).

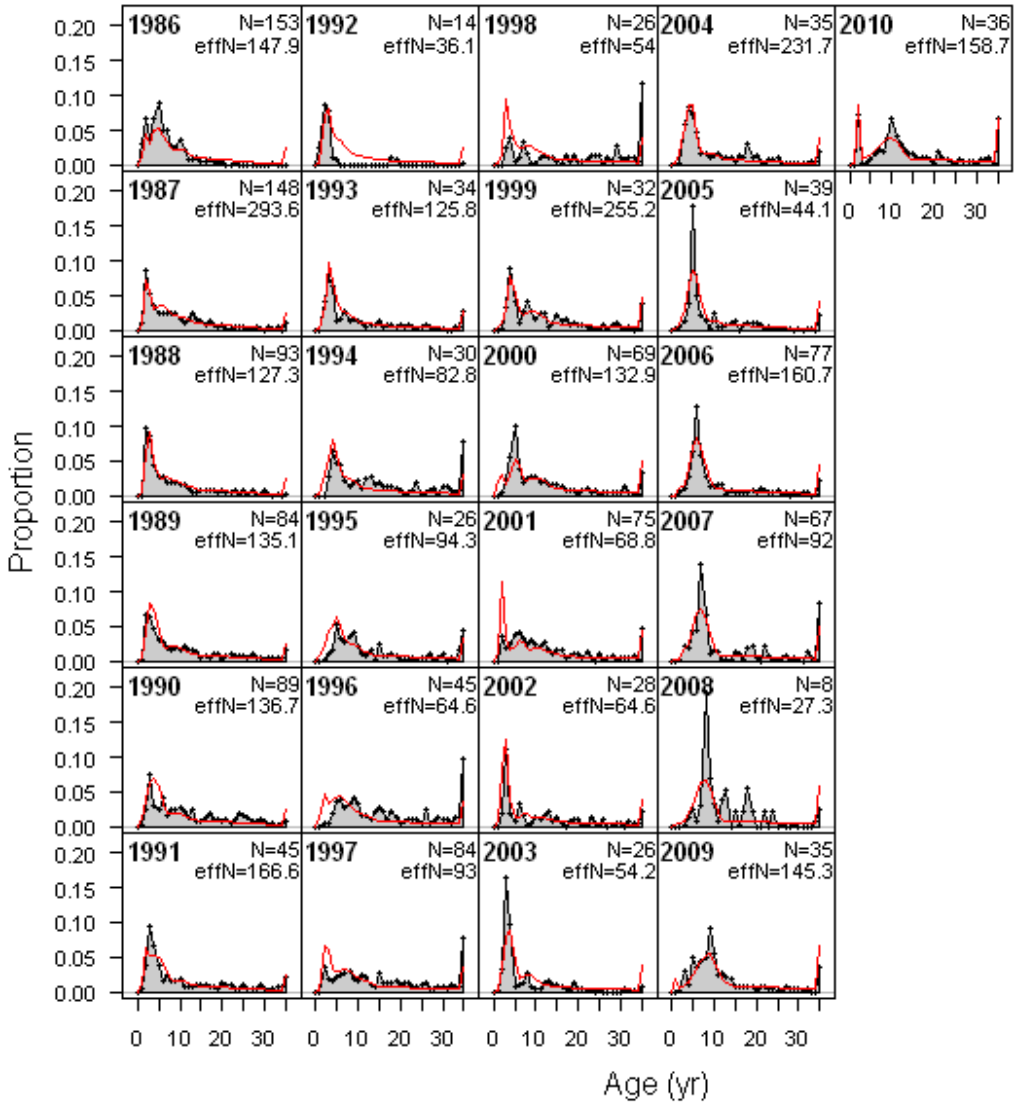

Figure 111. Fit to the trawl male retained age-frequency data.

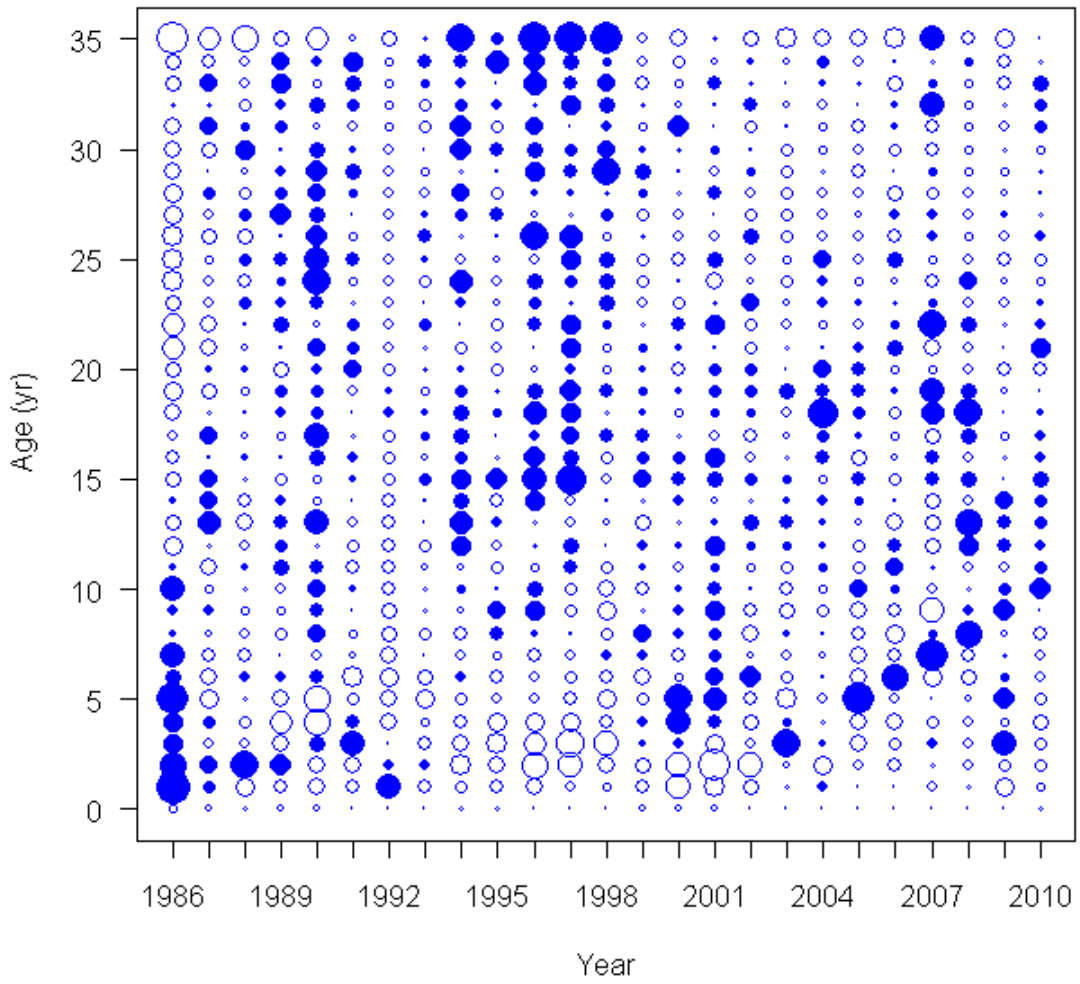

Figure 112. Pearson residuals for the fit to the trawl female retained age-frequency data (maximum = 2.19). Filled circles represent positive residuals (observed – expected).

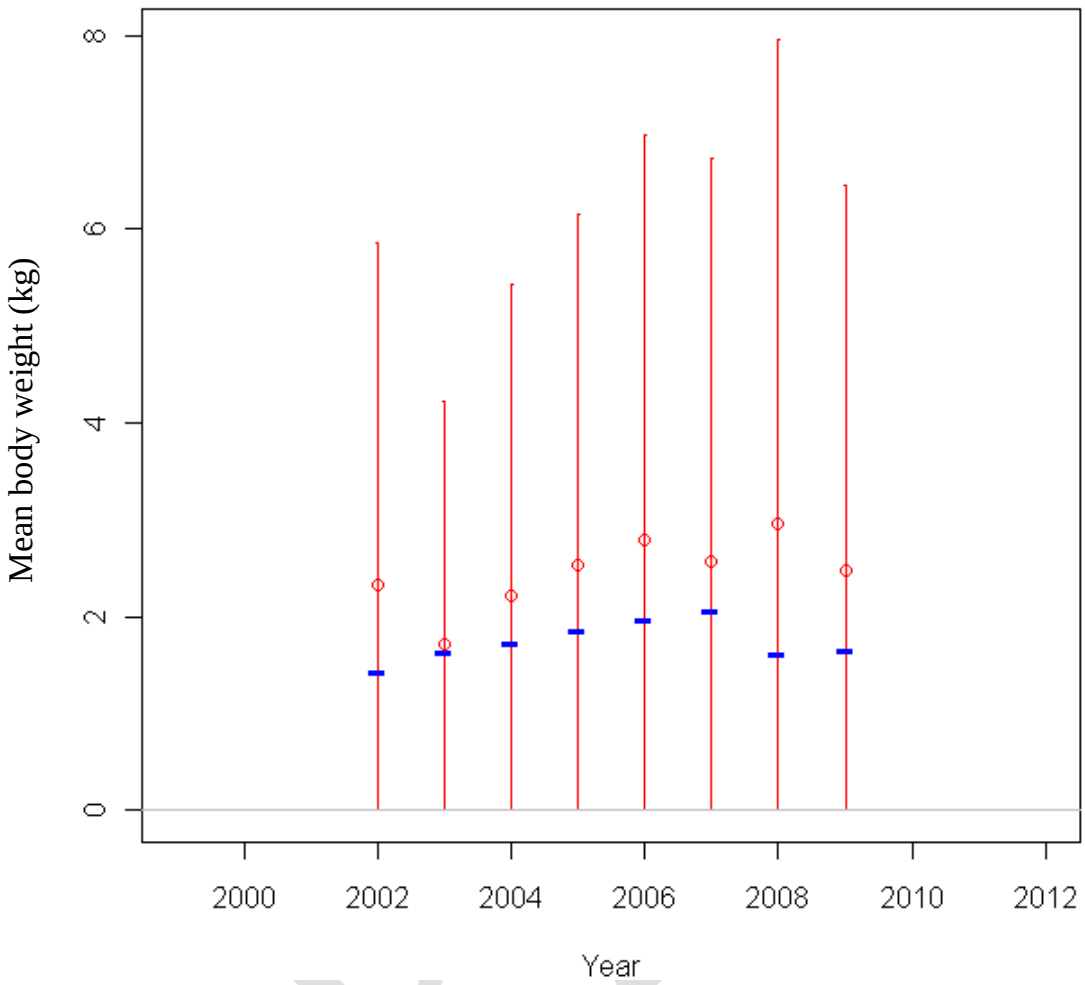

Figure 113. Fit to the hook-and-line discard mean body weight data.

DRAFT

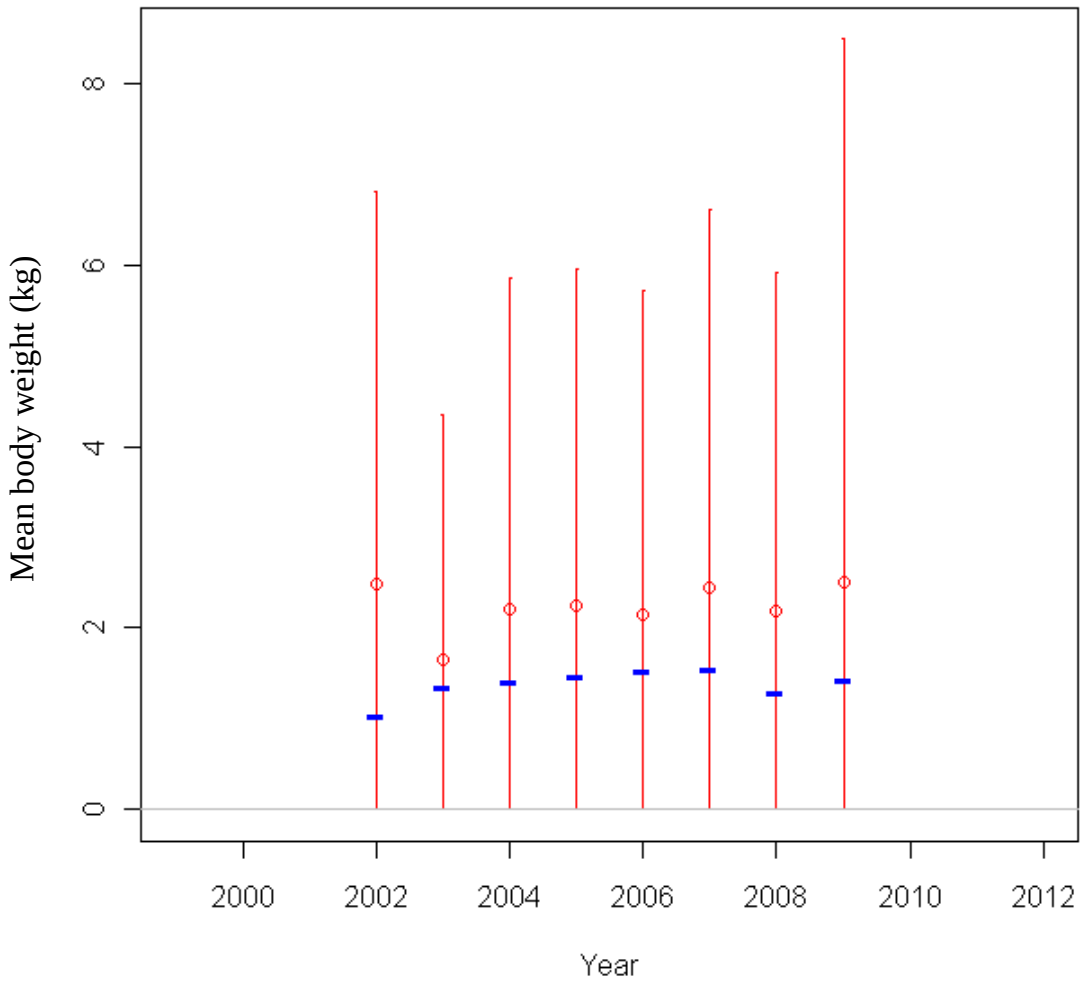

Figure 114. Fit to the pot discard mean body weight data.

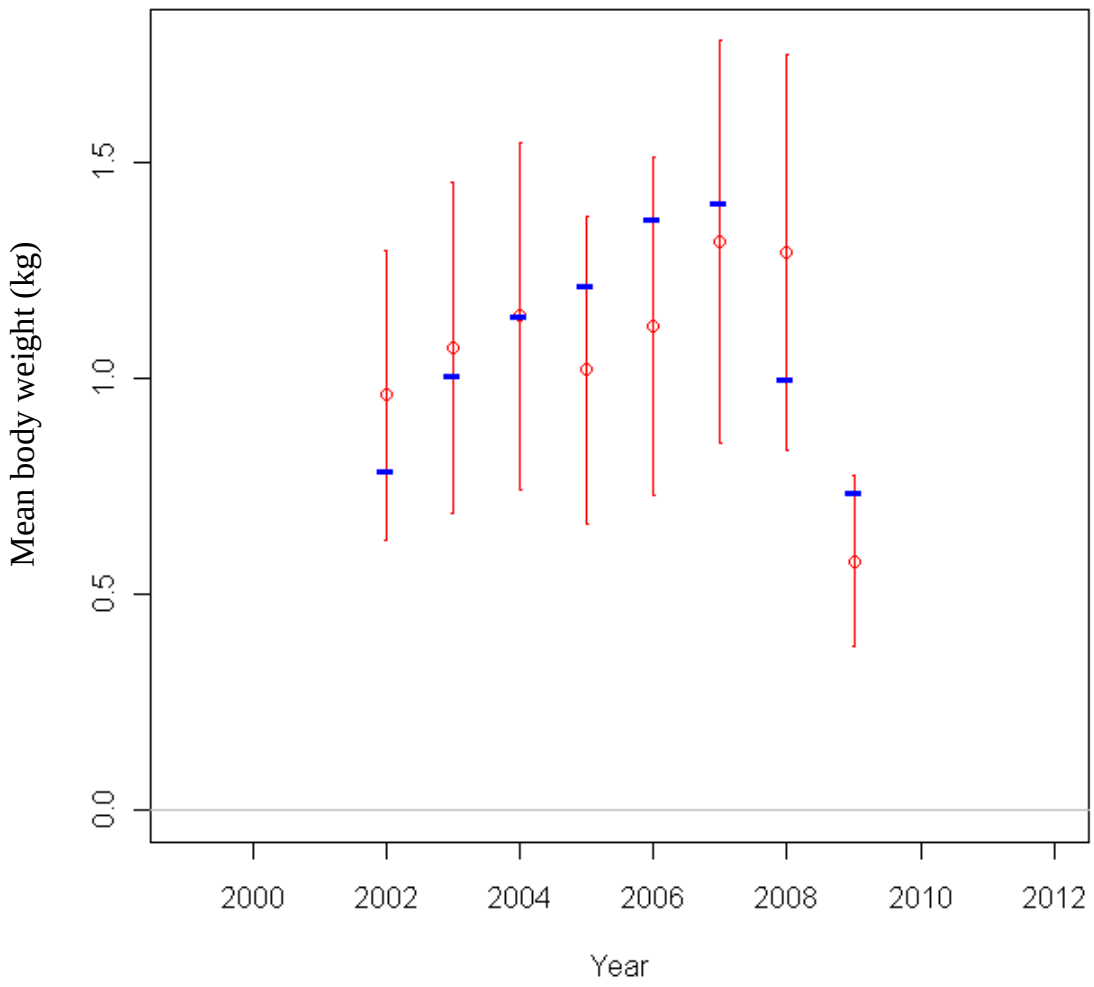

Figure 115. Fit to the trawl discard mean body weight data.

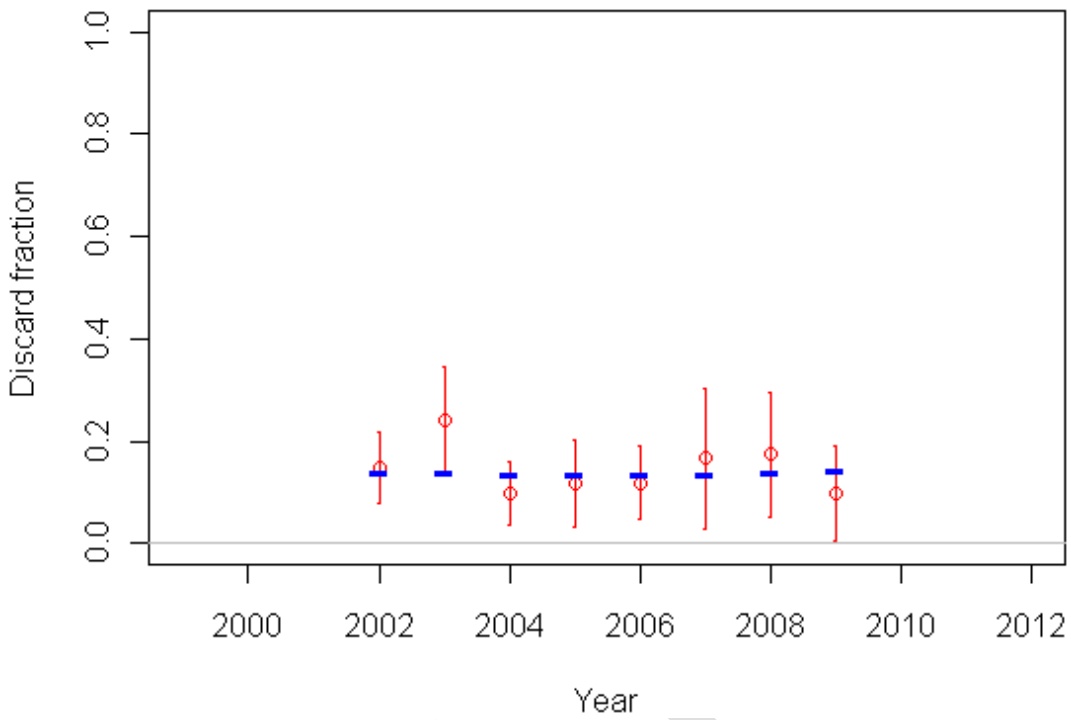

Figure 116. Fit to the hook-and-line discard fraction data.

DRAFT

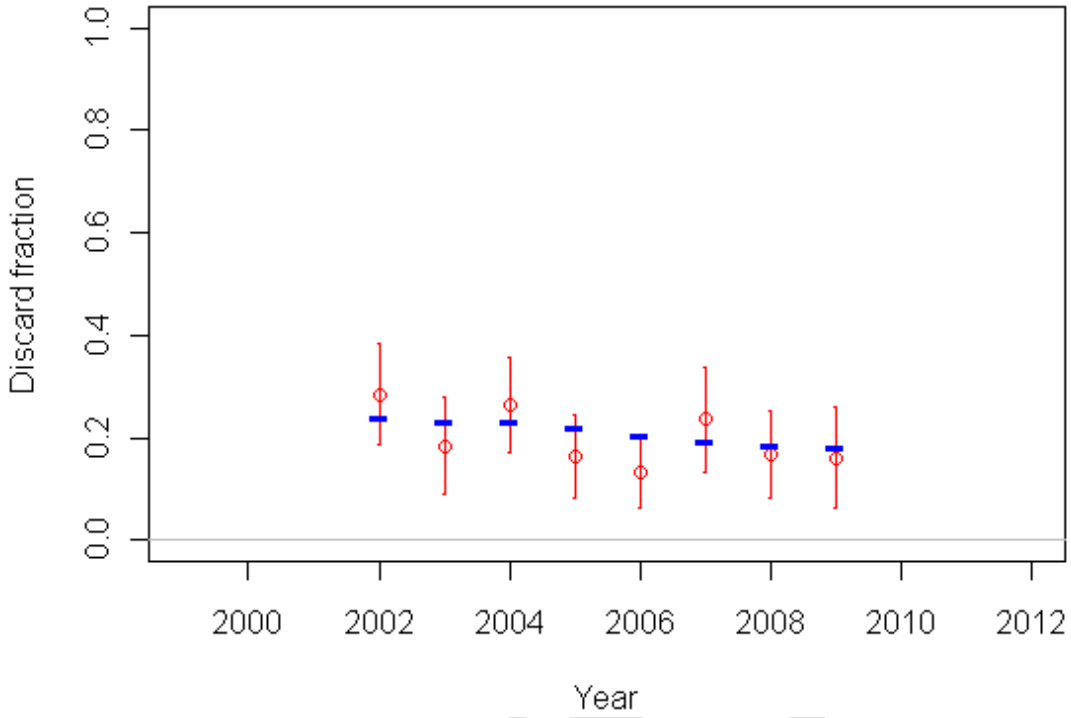

Figure 117. Fit to the pot discard fraction data.

DRAFT

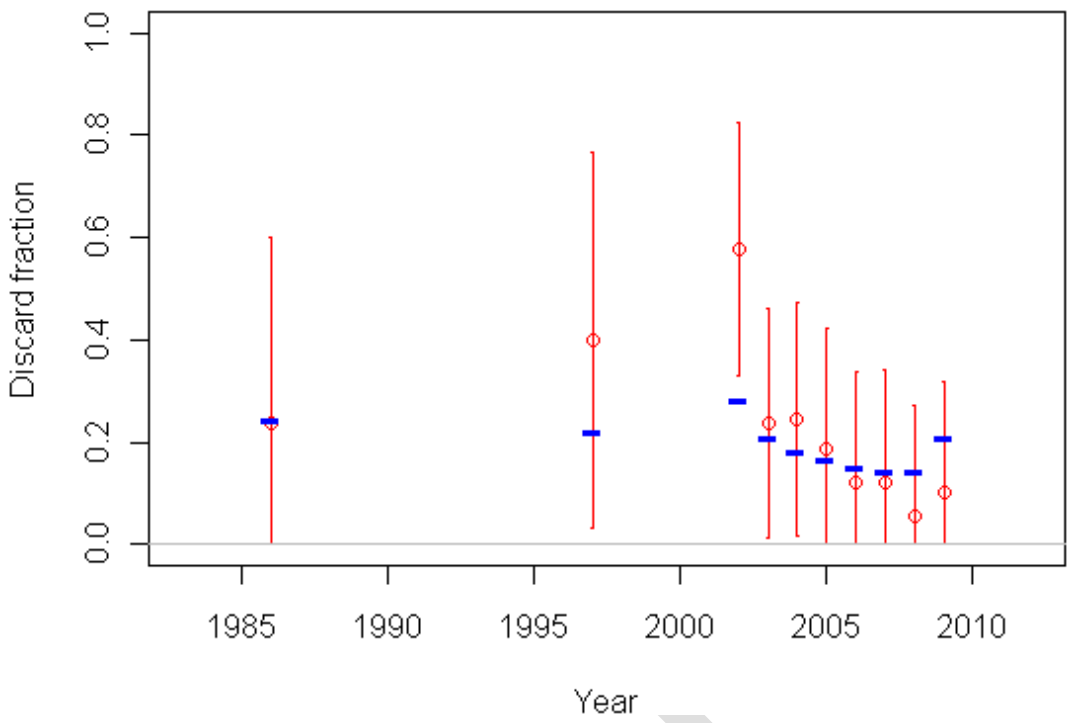

Figure 118. Fit to the trawl discard fraction data.

DRAFT

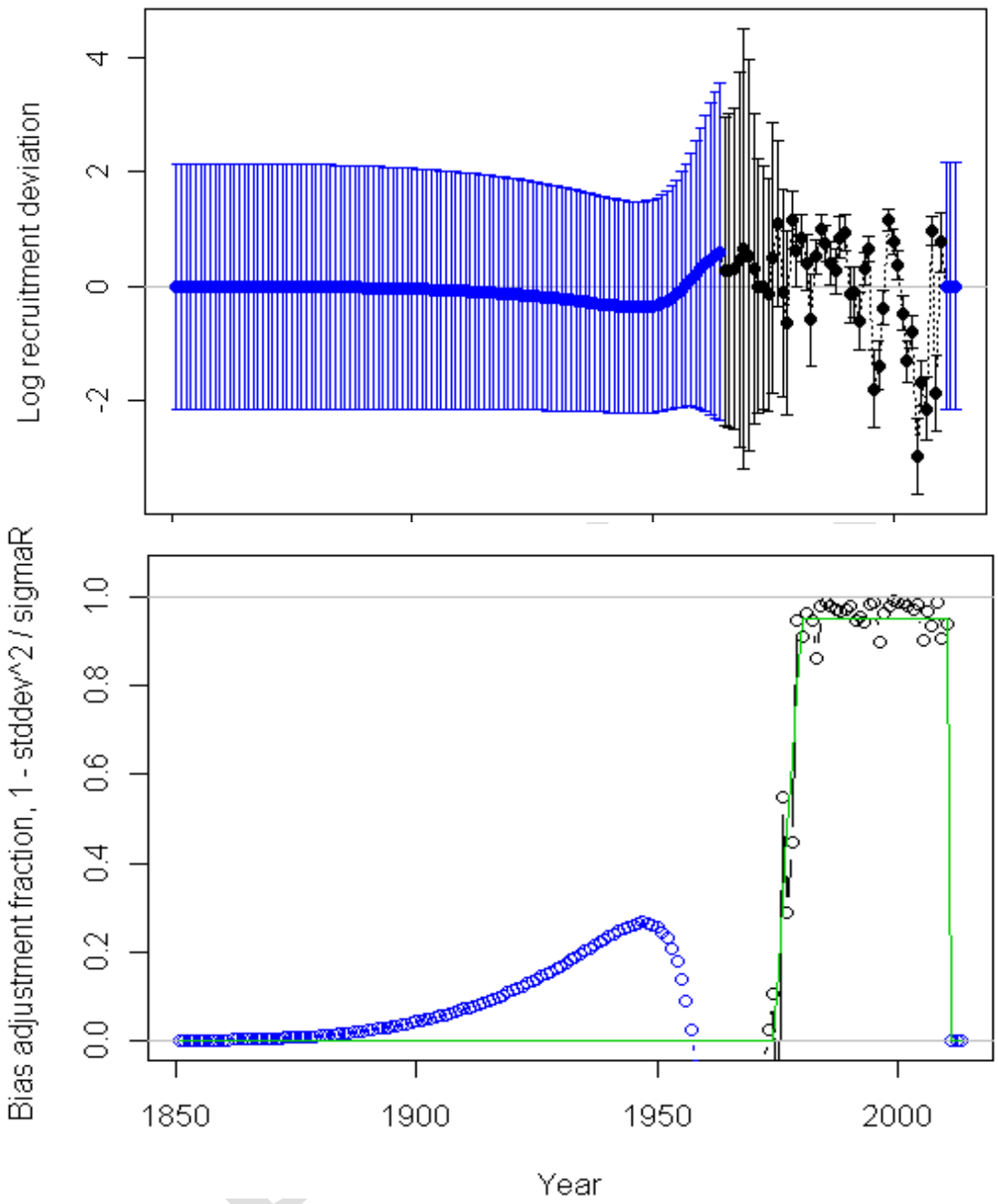

Figure 119. Estimated recruitment deviation time-series (upper panel, horizontal line indicates a value of zero) and bias adjustment relative to the ratio of recruitment estimation uncertainty and σ_r.

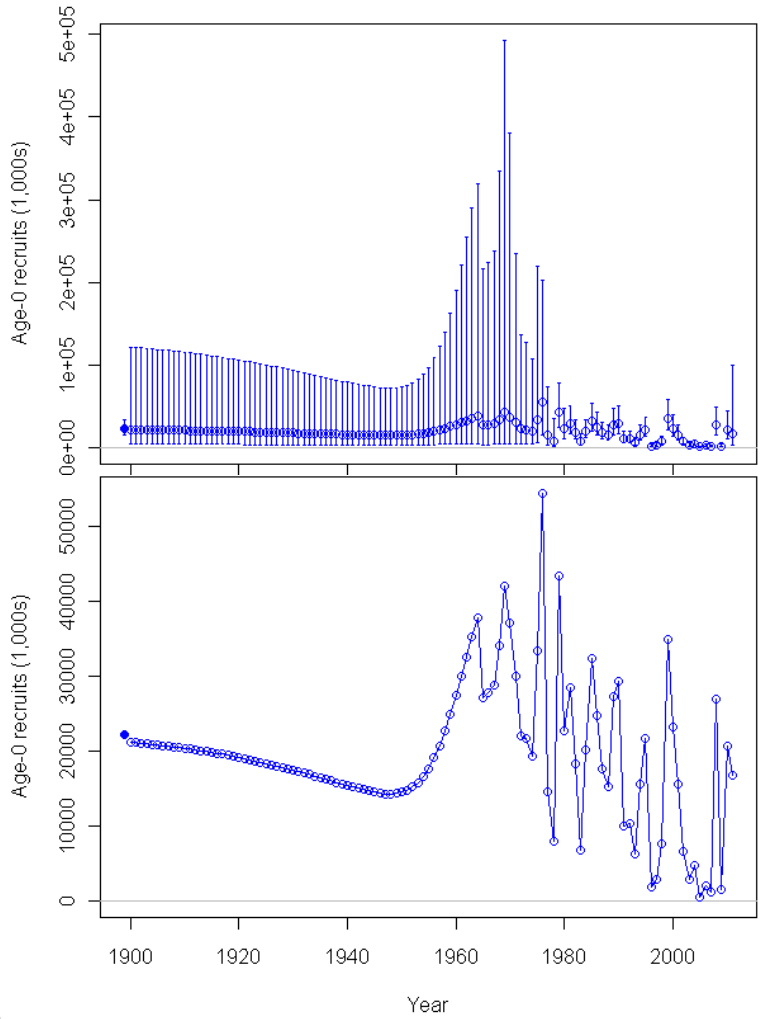

Figure 120. Time series of estimated sablefish recruitments for the base-case model (solid line) with ~95% intervals (vertical lines; upper panel) and without intervals to better visualize recent estimated trends.

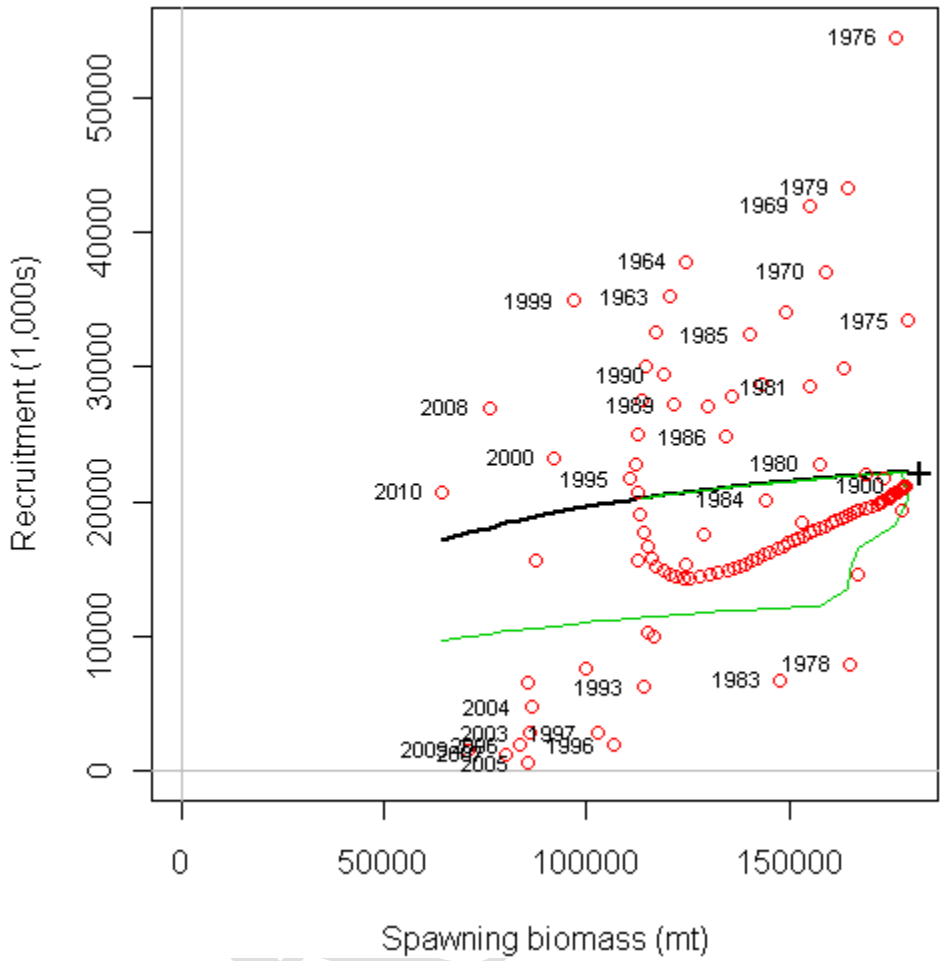

Figure 121. Estimated stock-recruit function for the base-case model.

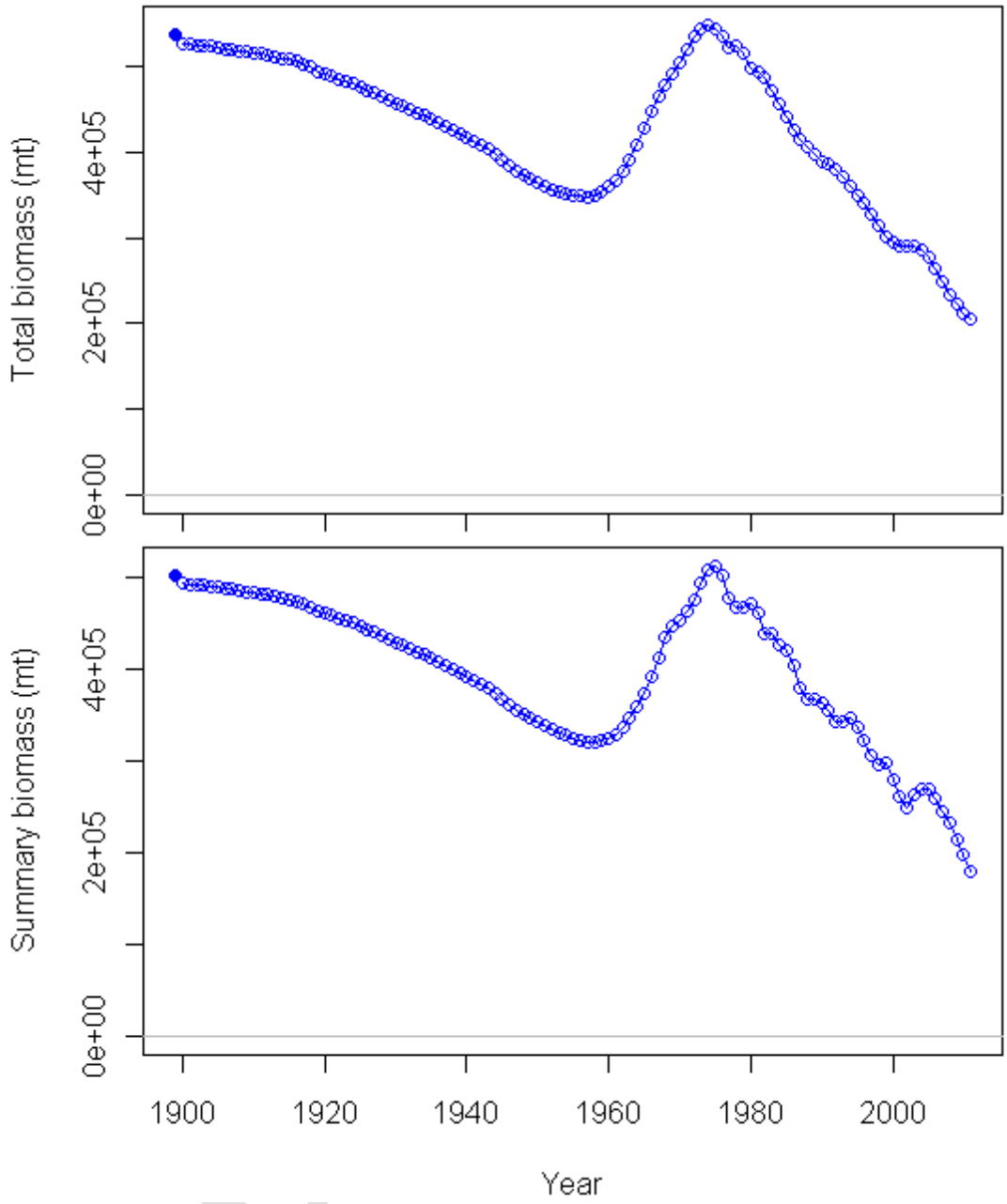

Figure 122. Estimated total (upper panel) and summary (age-4+; lower panel) biomass (age-4+) time-series (1900-2011) for the base-case model.

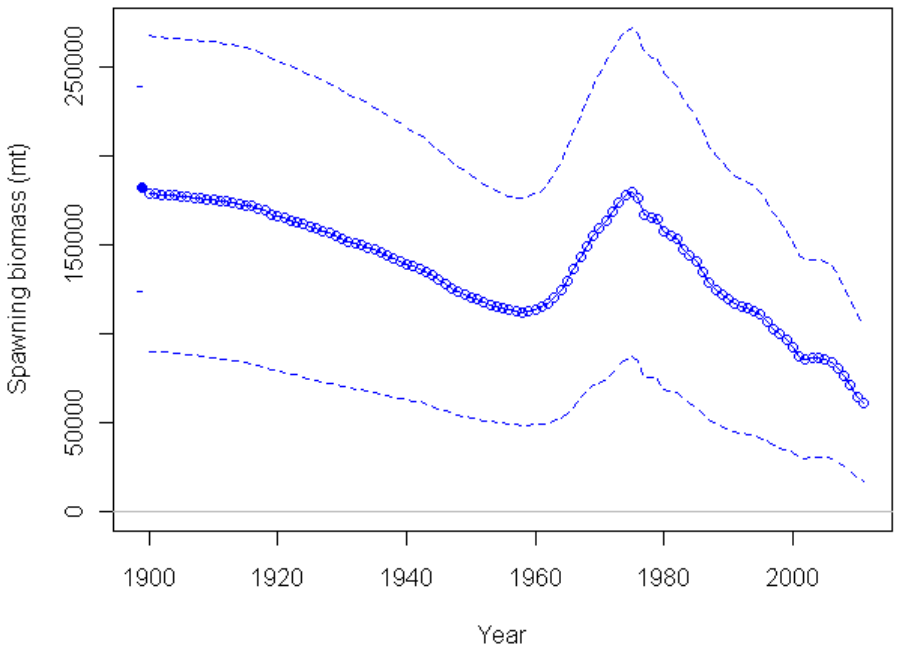

Figure 123. Estimated spawning biomass time-series (1900-2011) for the base-case model (solid line) with ~ 95% interval (dashed lines).

DRAFT

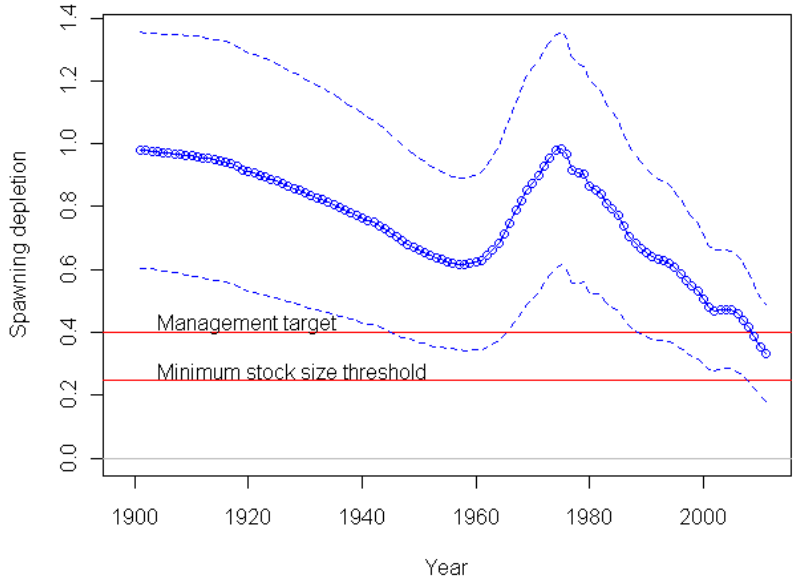

Figure 124. Time series of estimated relative spawning depletion from the base-case model (circles) with ~ 95% interval (dashed lines).

DRAFT

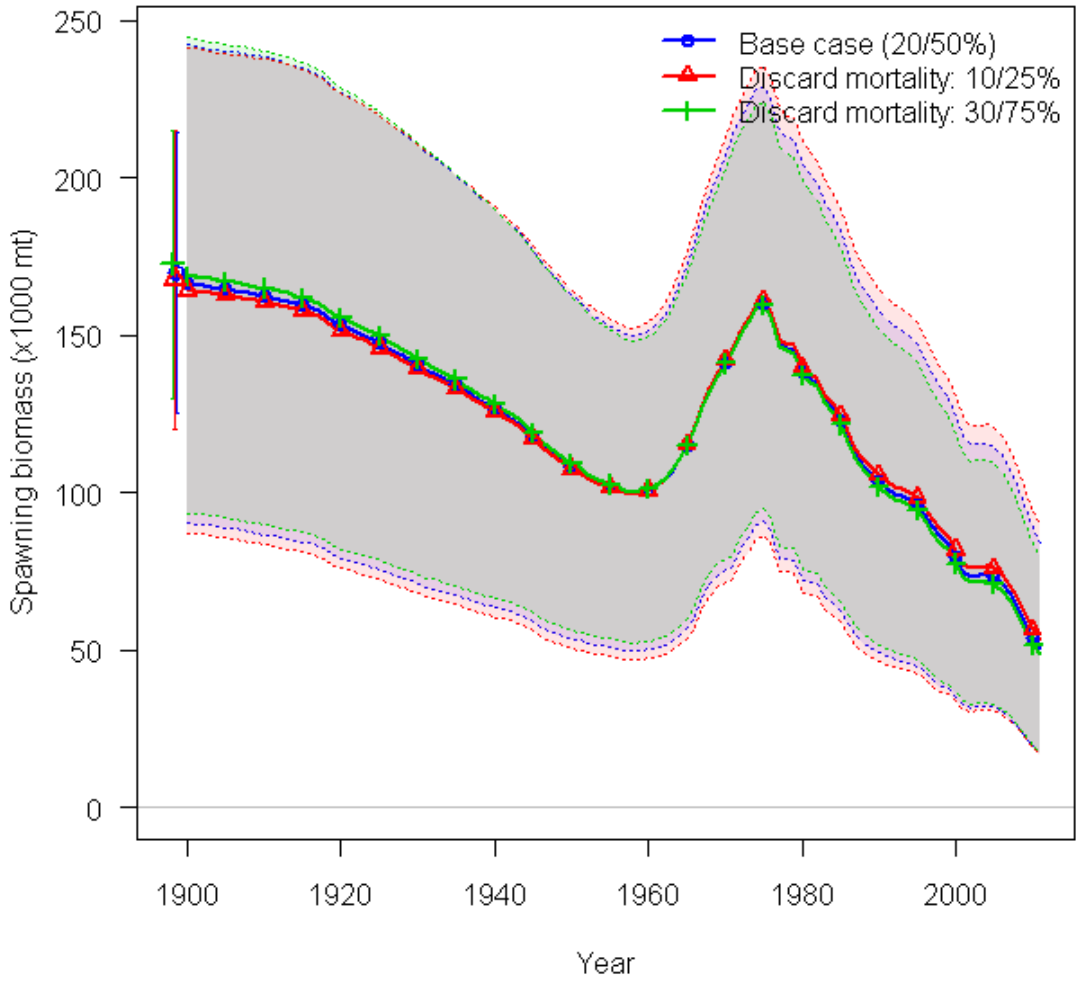

Figure 125. Results of a sensitivity analysis to extreme changes in the mortality rates applied to discarded sablefish.

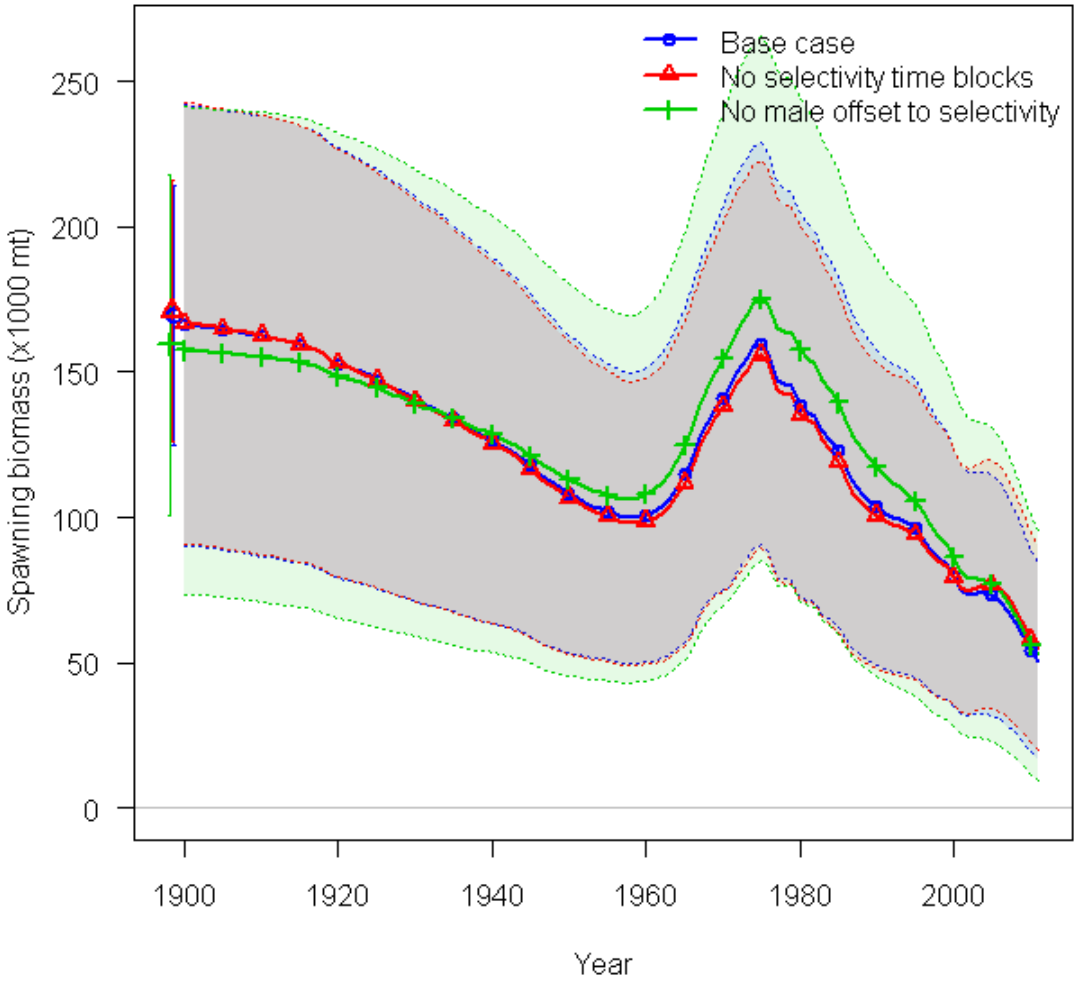

Figure 126. Results of a sensitivity analysis to changes in the structuring of fishery selectivity.

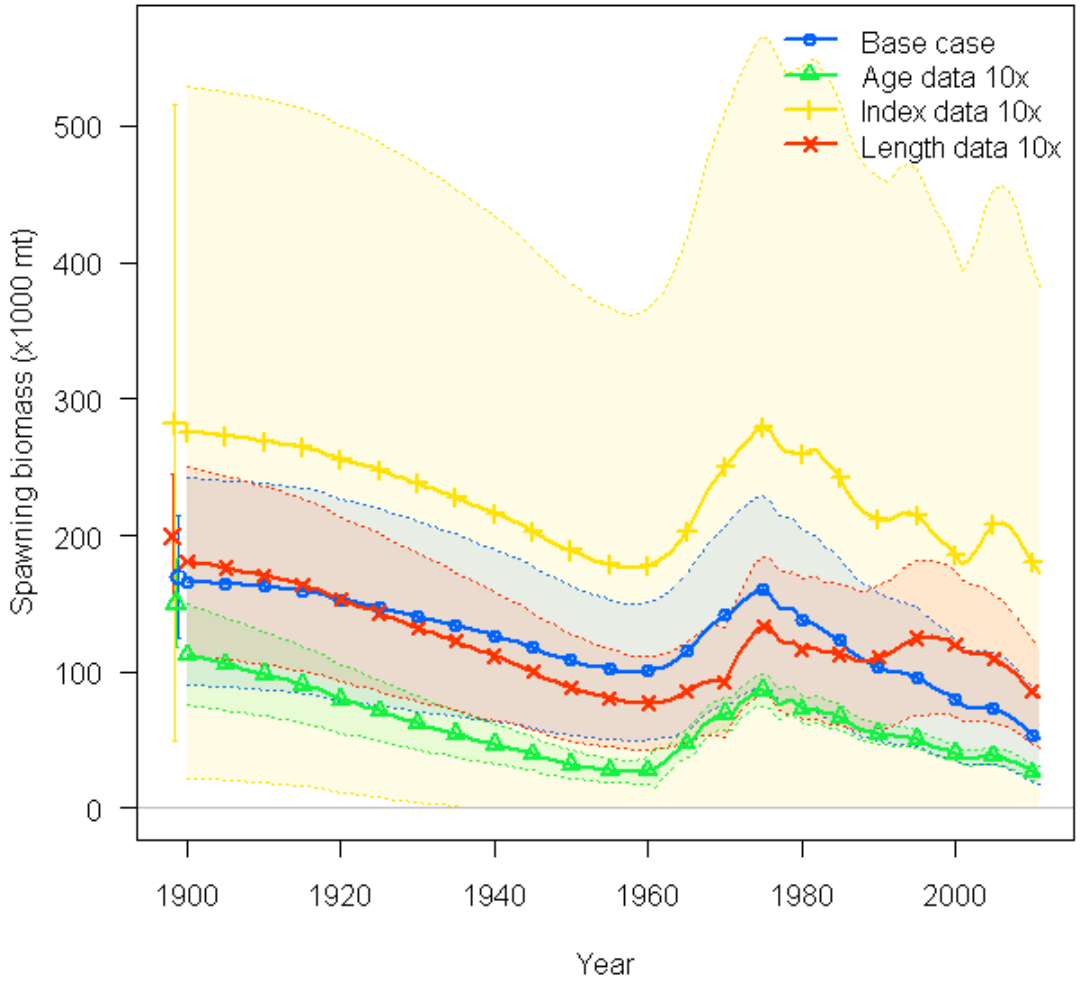

Figure 127. Results of a sensitivity analysis to extreme changes in the relative weighting of data sources.

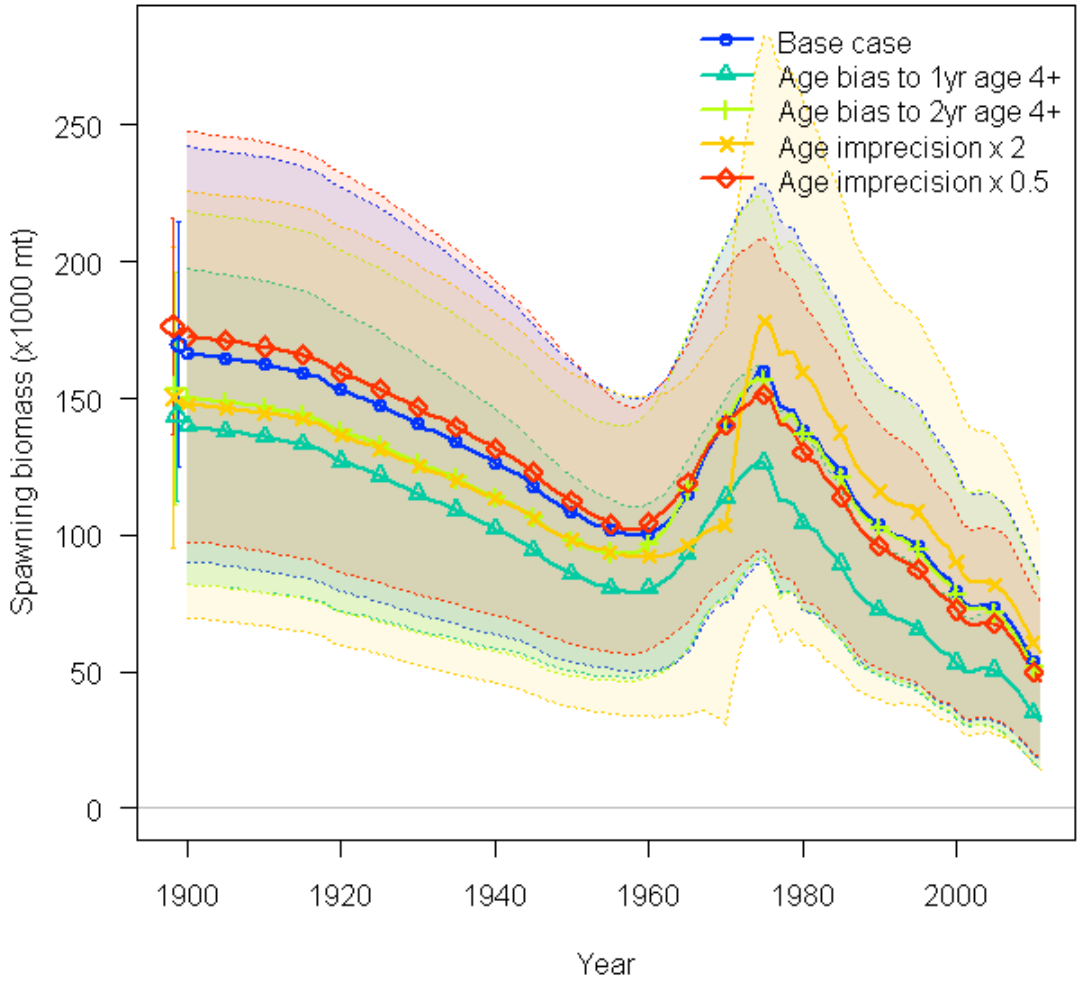

Figure 128. Results of a sensitivity analysis to the degree of ageing bias and imprecision.

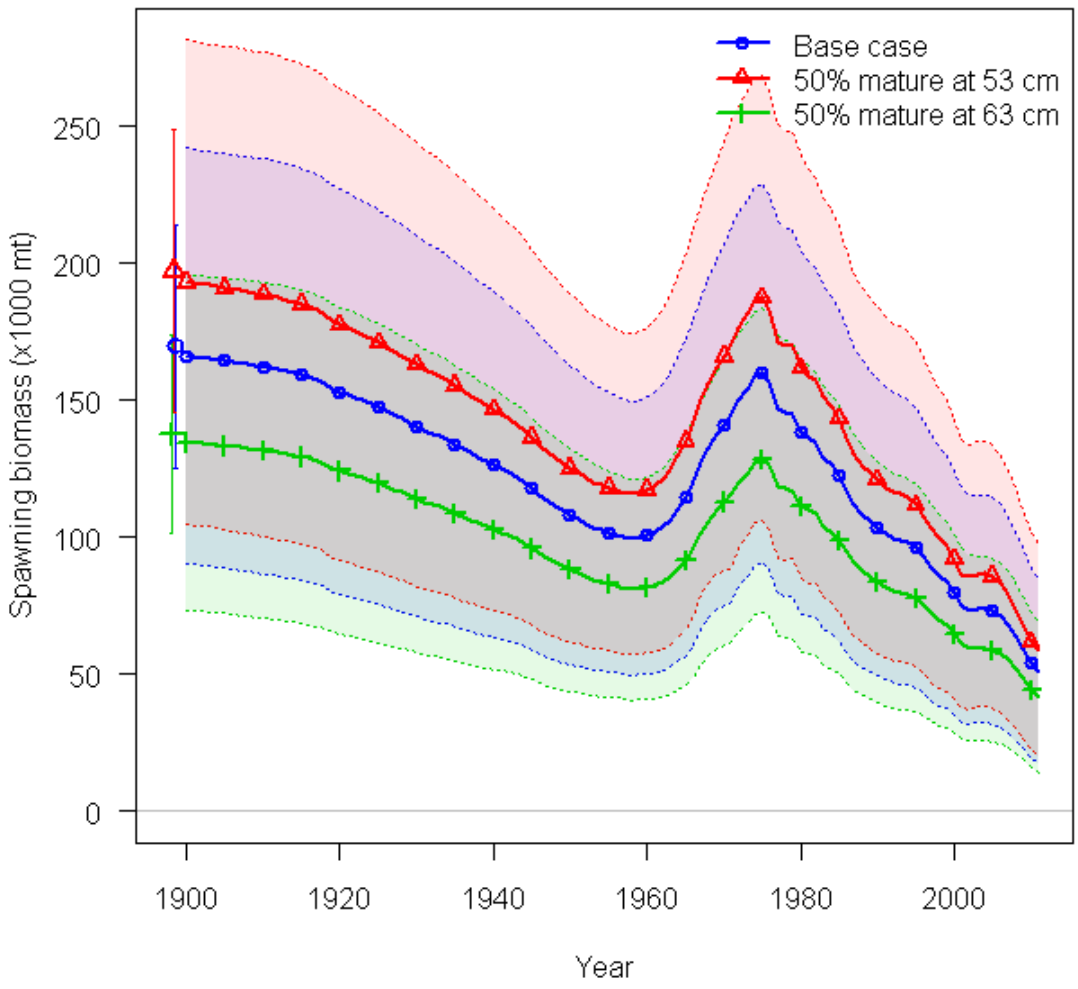

Figure 129. Results of a sensitivity analysis to the maturity schedule applied to female sablefish.

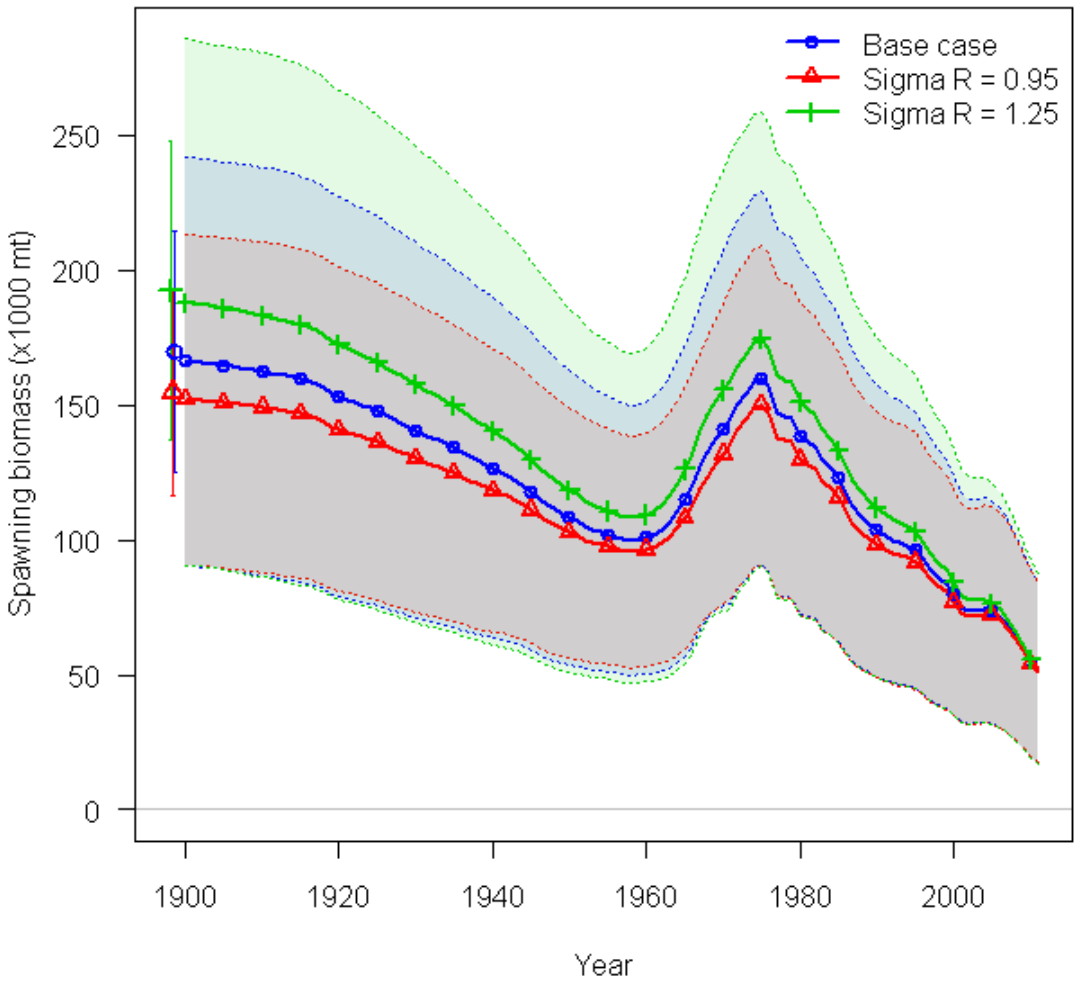

Figure 130. Results of a sensitivity analysis to the value describing the standard deviation of recruitment variability (σ_r).

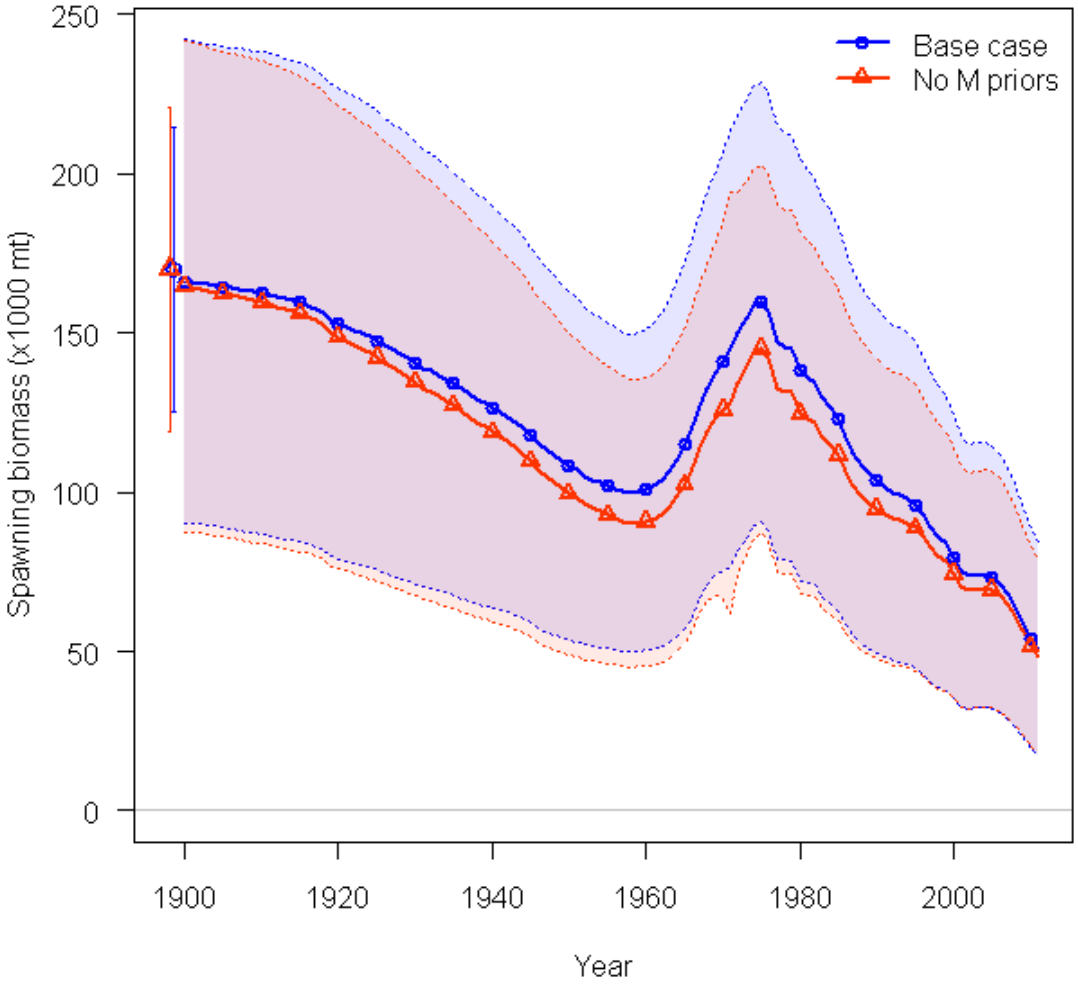

Figure 131. Results of a sensitivity analysis to the removal of the priors on female and male natural mortality rates.

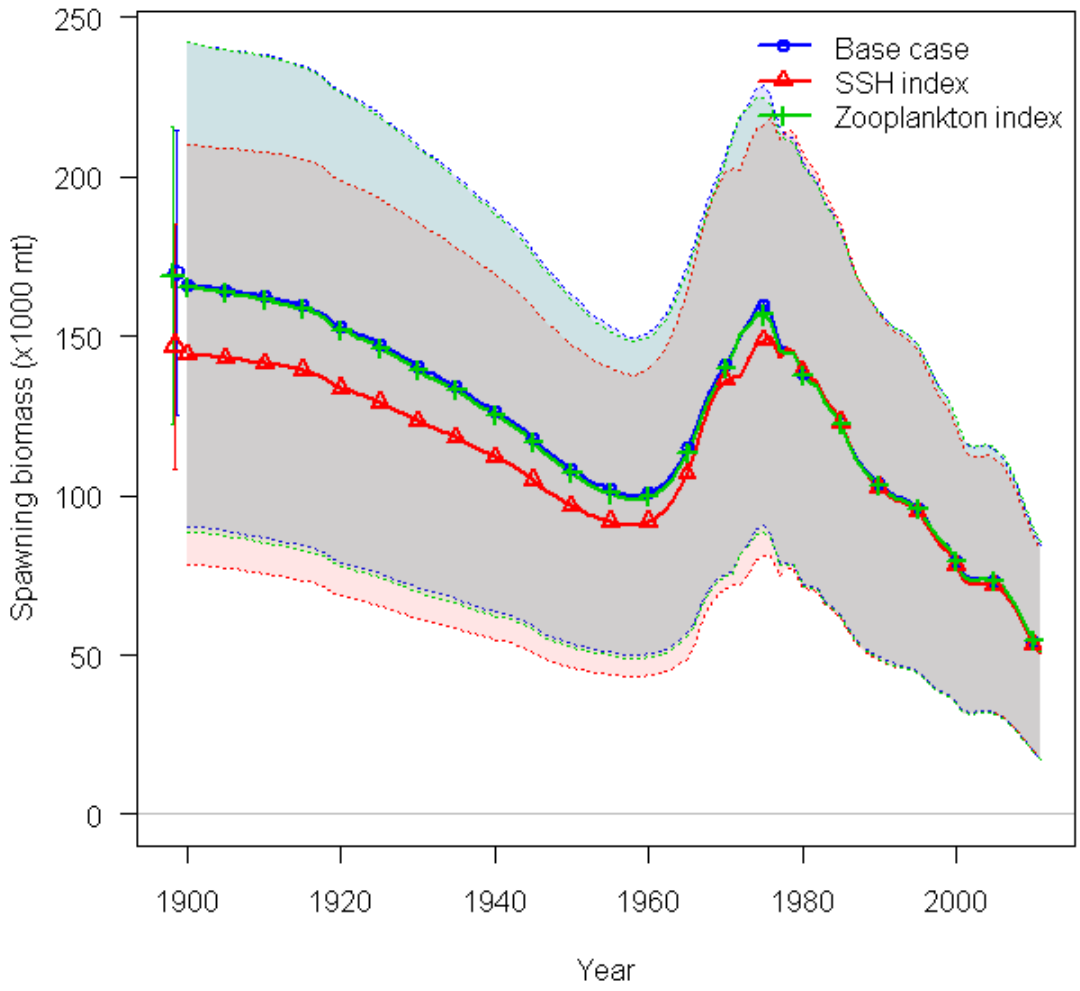

Figure 132. Results of a sensitivity analysis to the inclusion of environmental indices as indices of recruitment deviations.

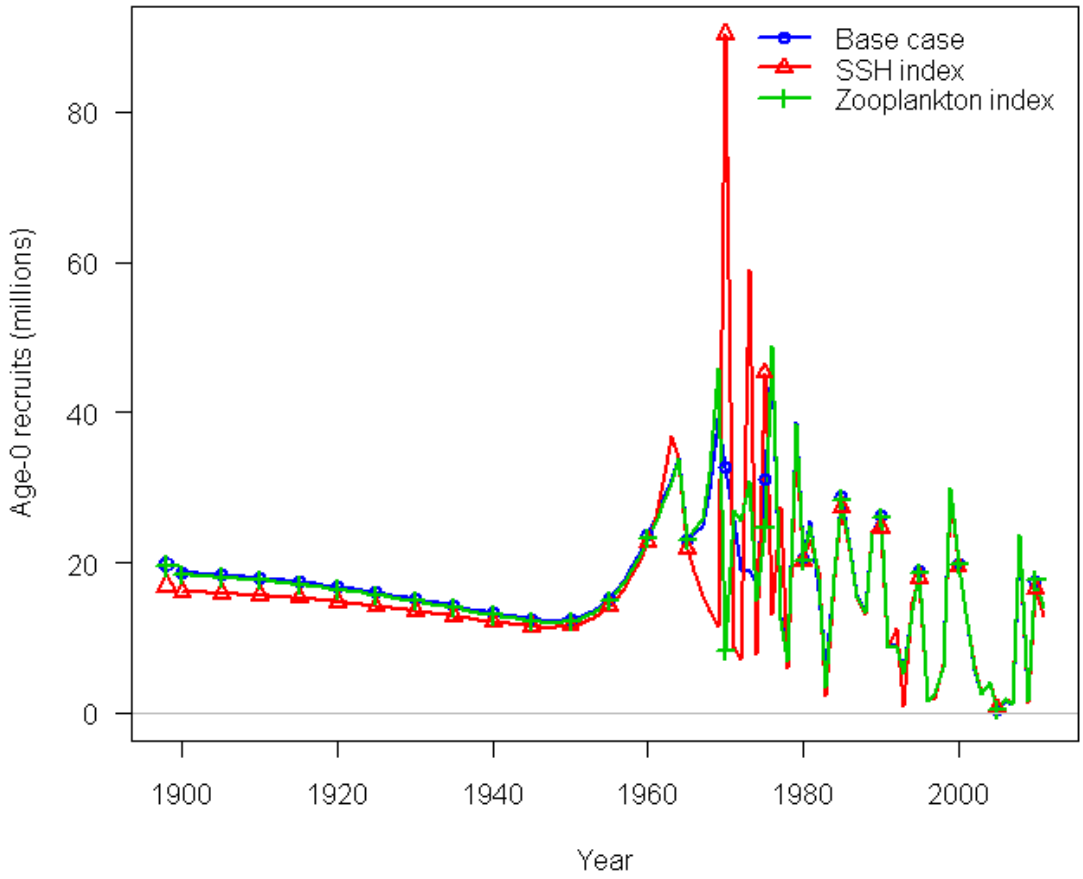

Figure 133. Results of a sensitivity analysis to the inclusion of environmental indices as indices of recruitment deviations.

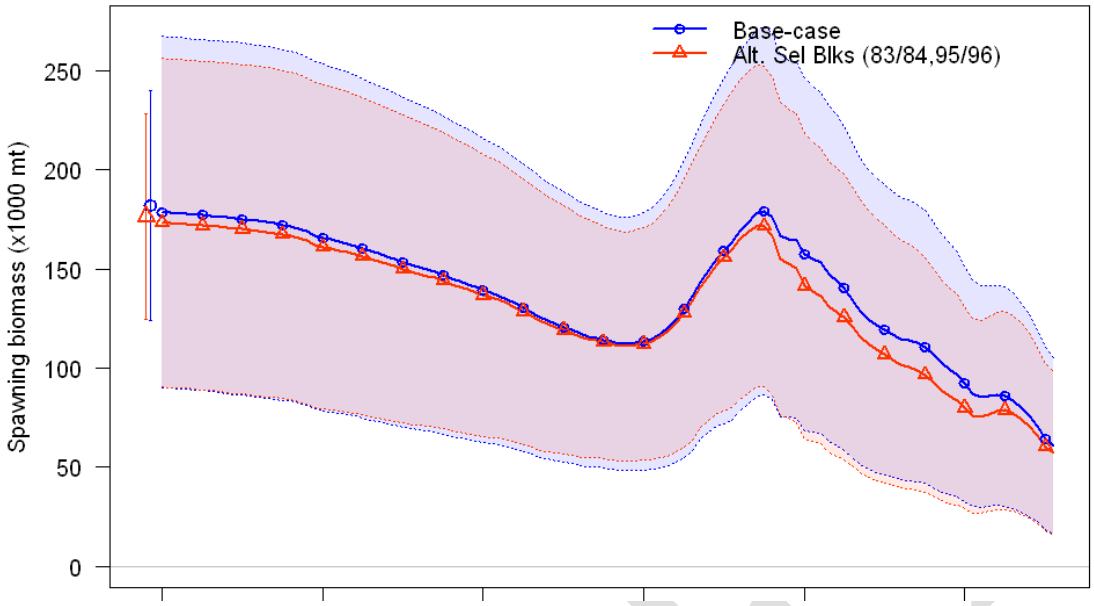

Figure 134. Results of a sensitivity analysis conducted during the STAR panel to additional time-blocks for fishery selectivity.

DRAFT

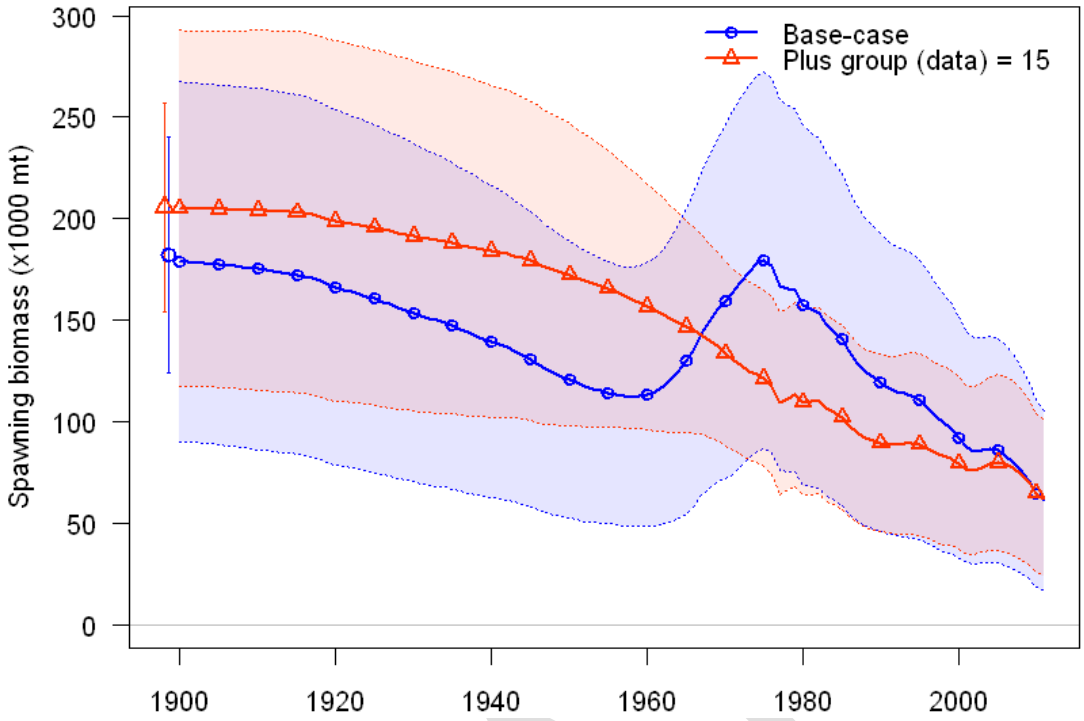

Figure 135. Results of a sensitivity analysis conducted during the STAR panel to changing the plus group for the data to age 15.

DRAFT

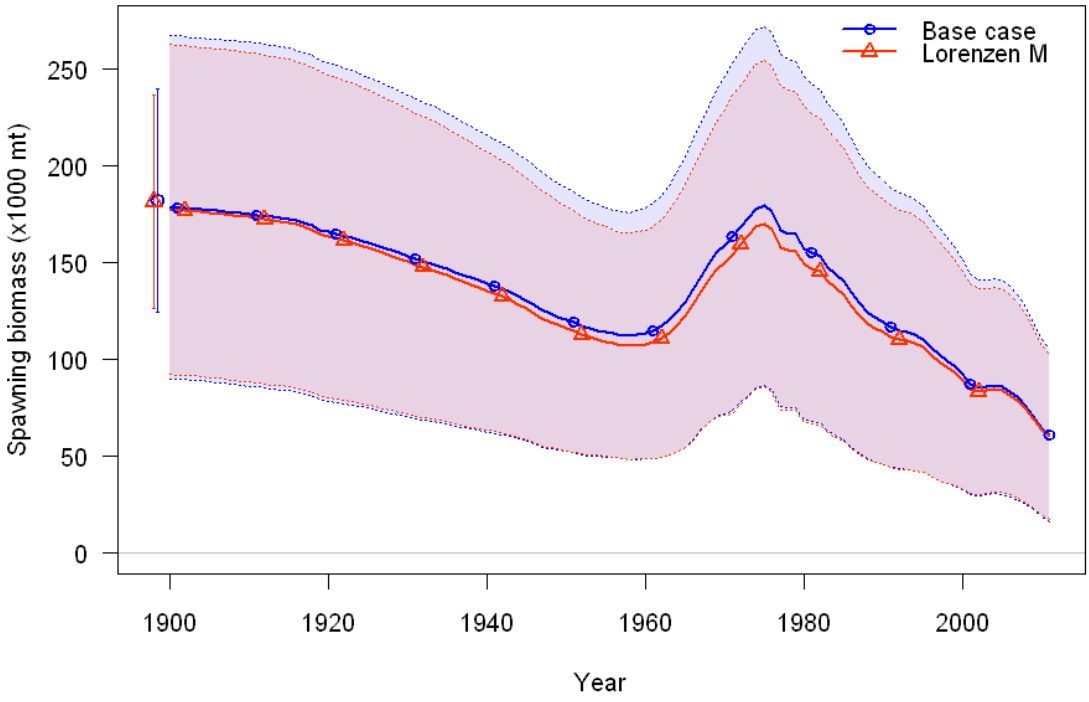

Figure 136. Results of a sensitivity analysis conducted during the STAR panel to use of a Lorenzen natural mortality approach.

DRAFT

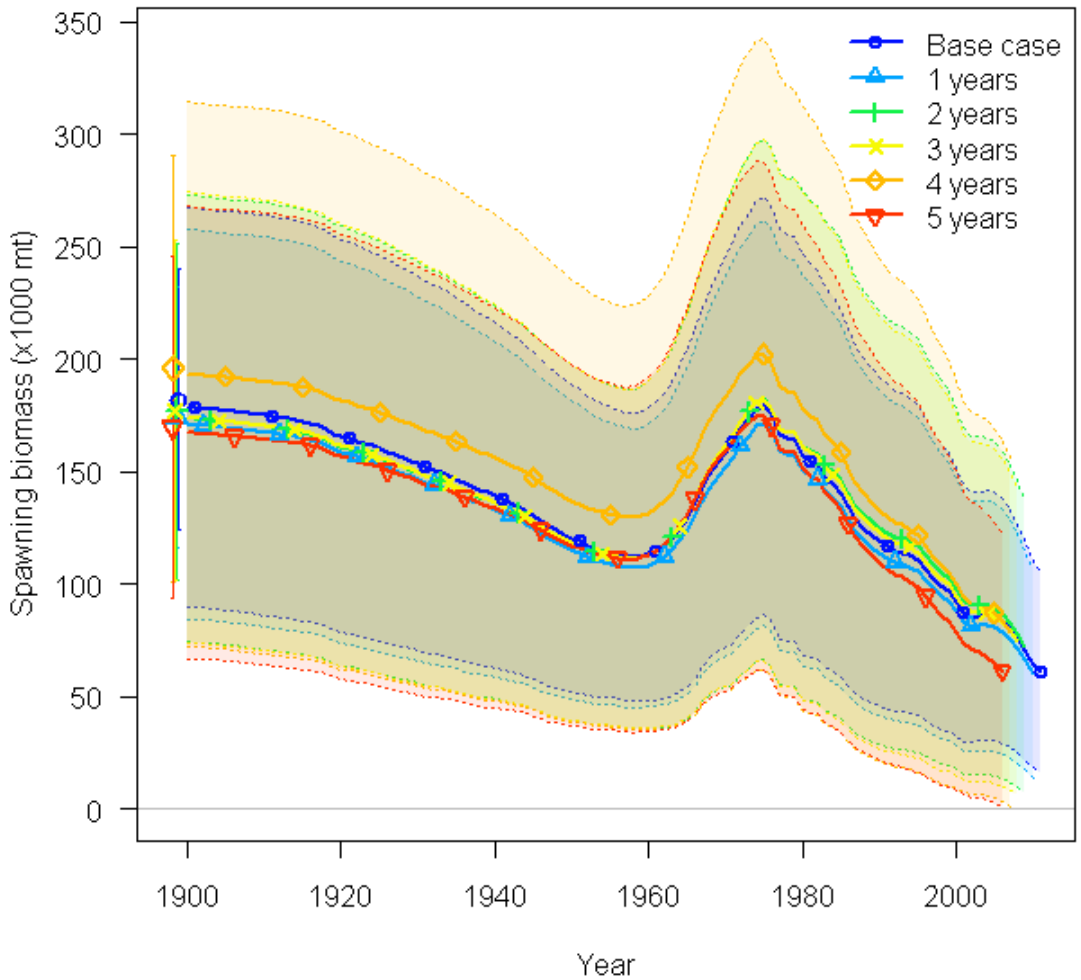

Figure 137. Results from a 5-year retrospective analysis. Each year of retrospective is performed as if the assessment were conducted in that year (i.e., retrospective in 2006 includes data through 2005).

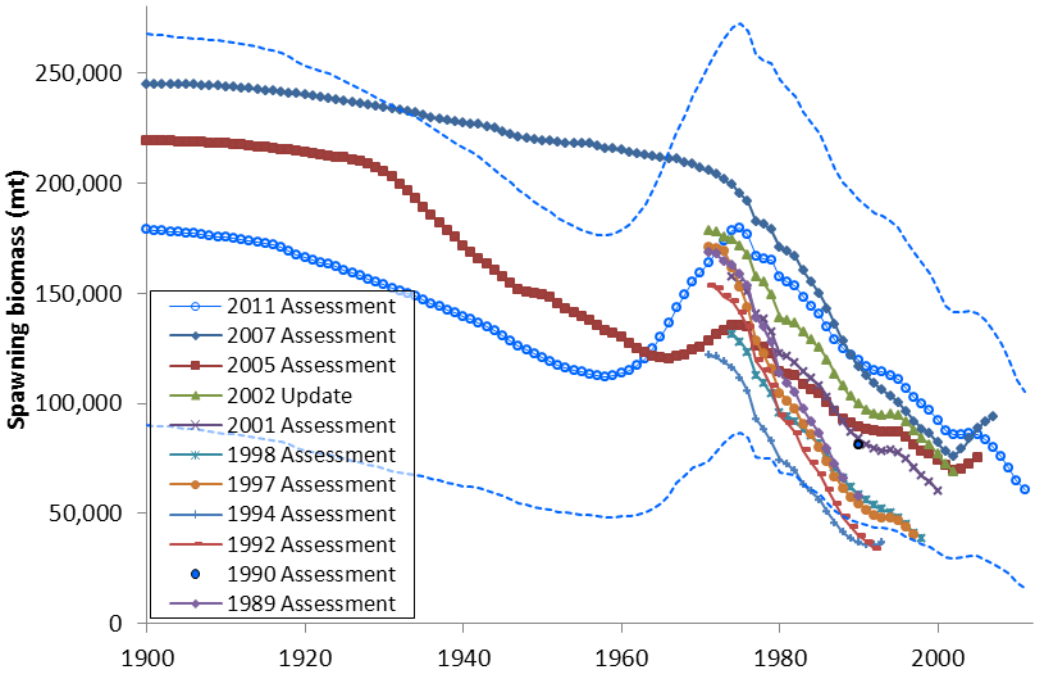

Figure 138. Results from a retrospective analysis among sablefish assessments since 1989. Dashed lines indicate the ~95% confidence interval about the 2011 estimates.

DRAFT

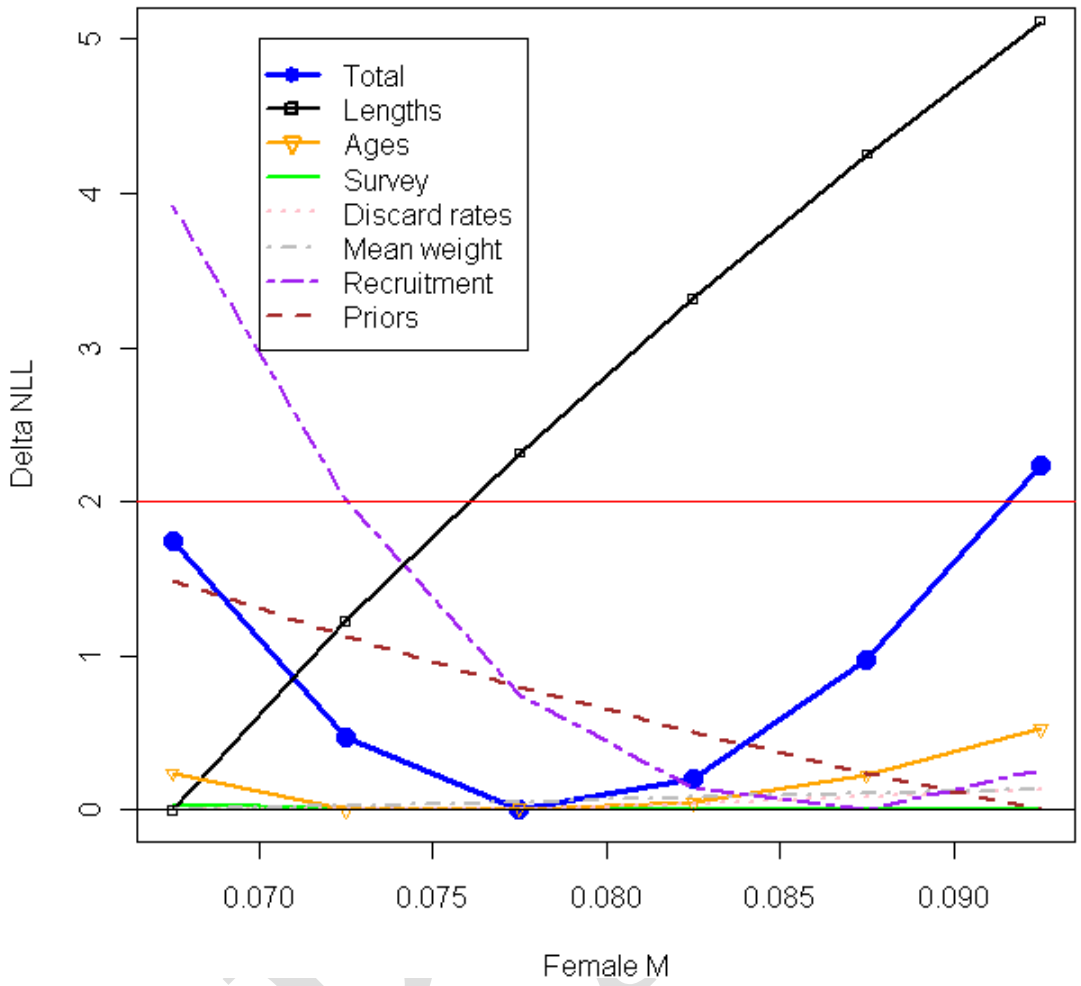

Figure 139. Results of a likelihood profile for female natural mortality (*M*), by data type.

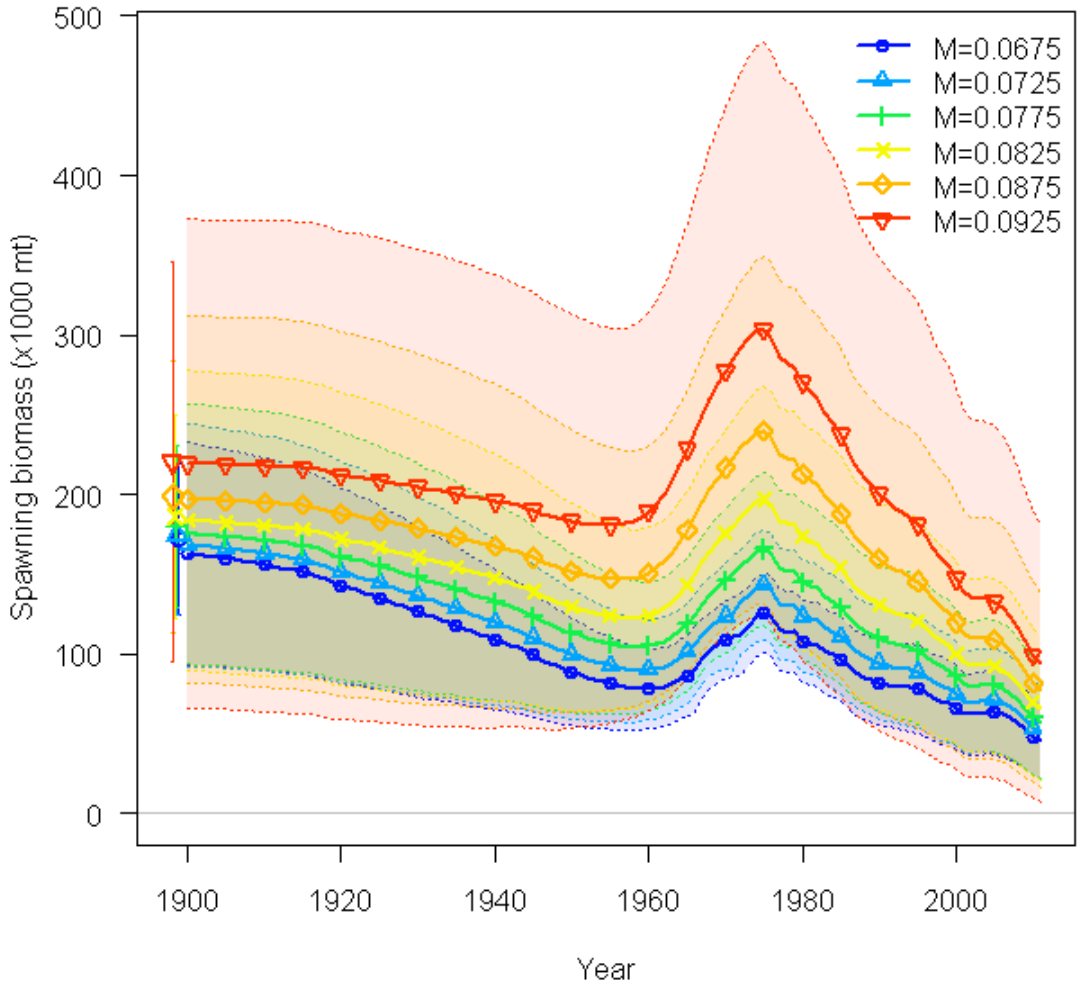

Figure 140. Relationship between female natural mortality (*M*) and spawning biomass from the likelihood profile on *M*.

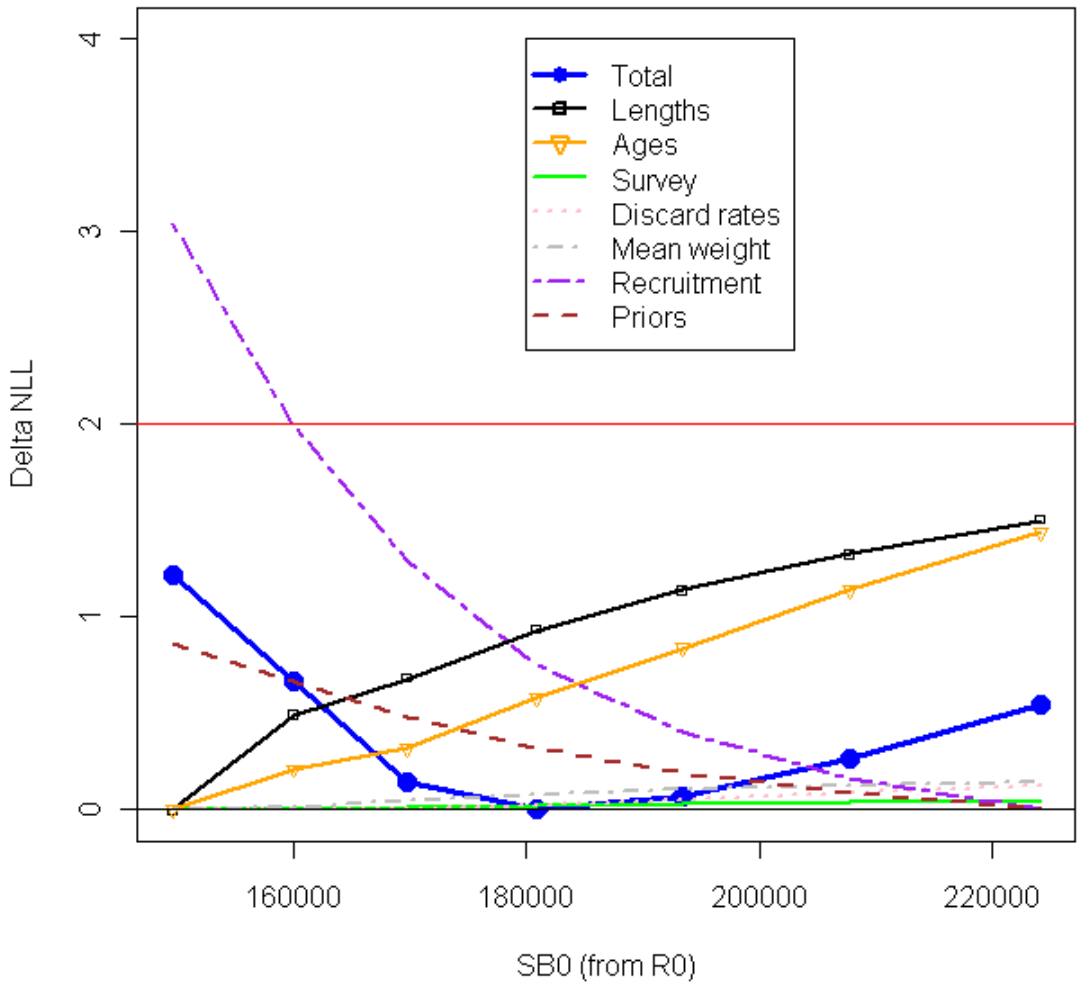

Figure 141. Results of a likelihood profile for unexploited equilibrium recruitment, by data type.

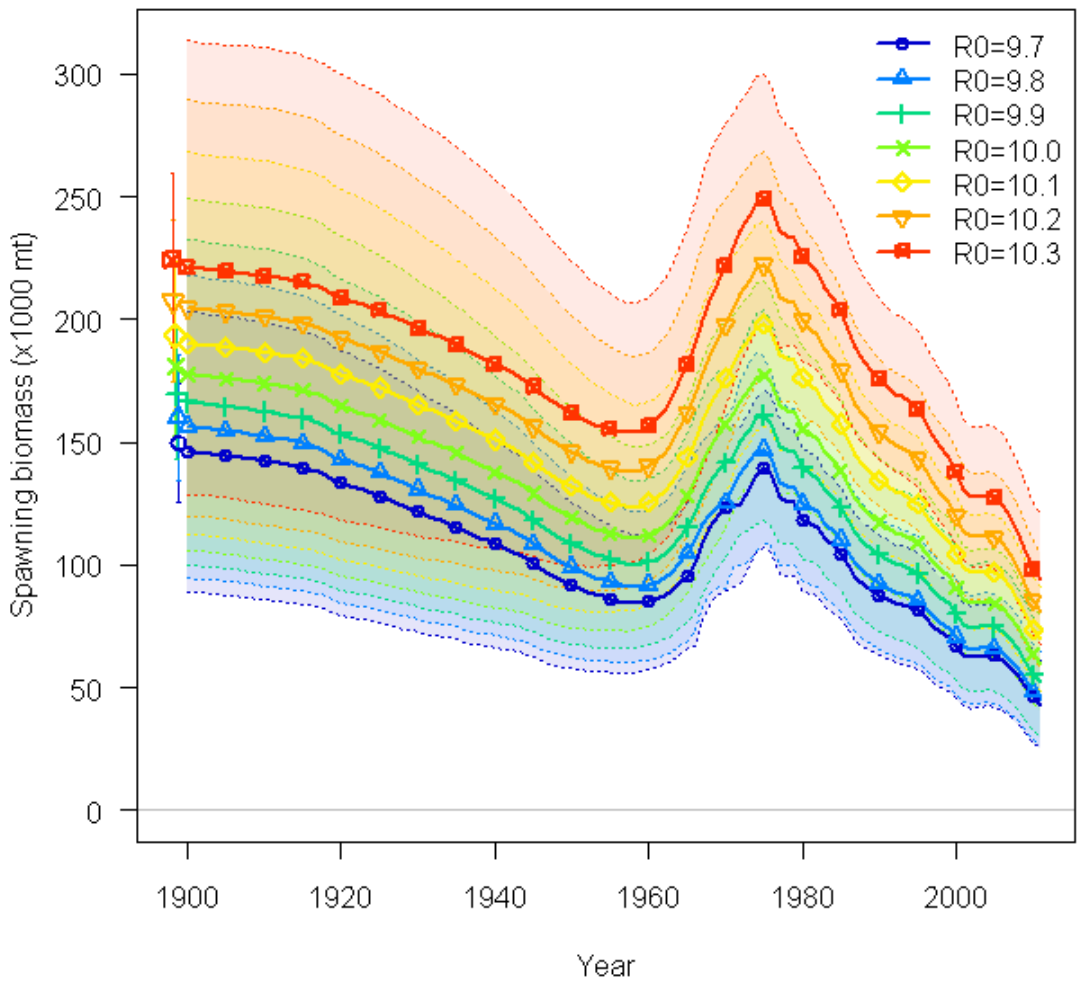

Figure 142. Relationship between unexploited equilibrium recruitment and spawning biomass from the likelihood profile on R_0.

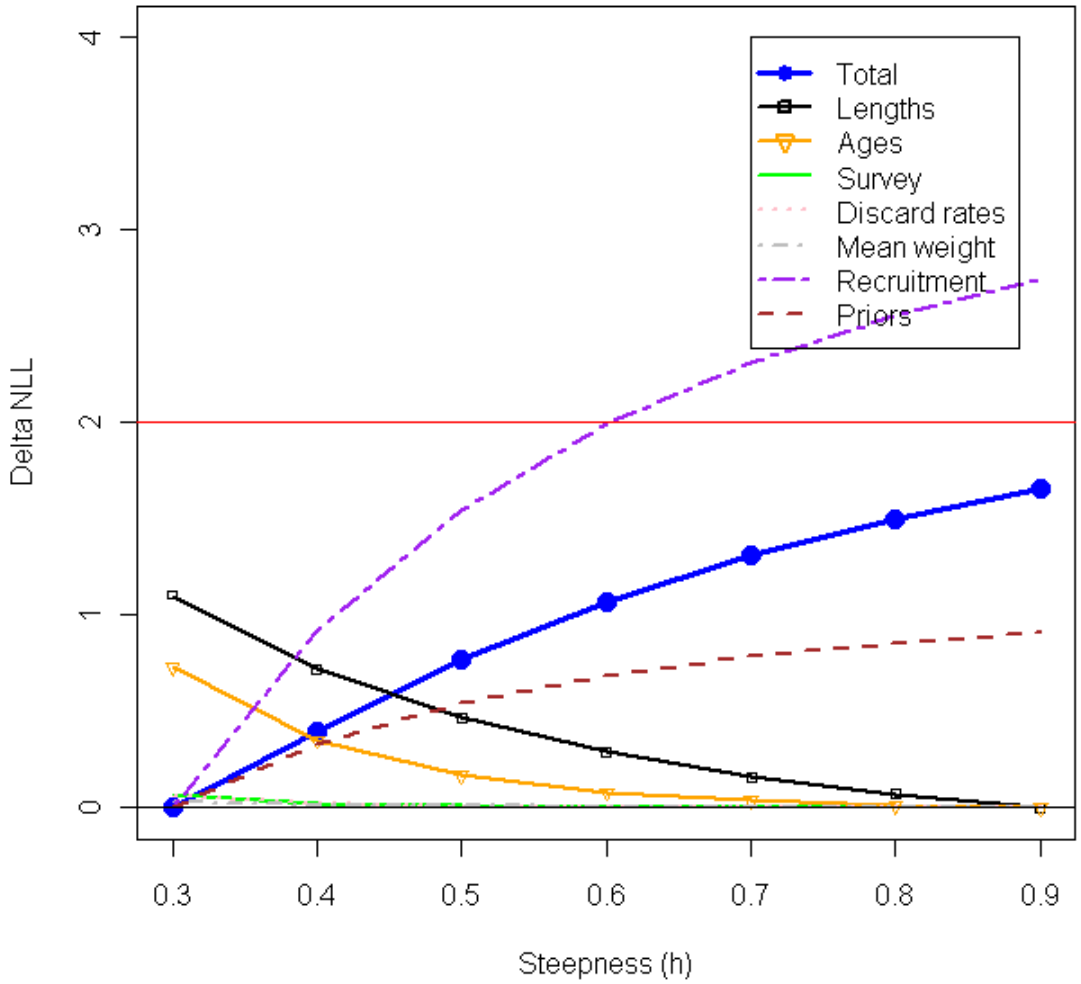

Figure 143. Likelihood profile over steepness.

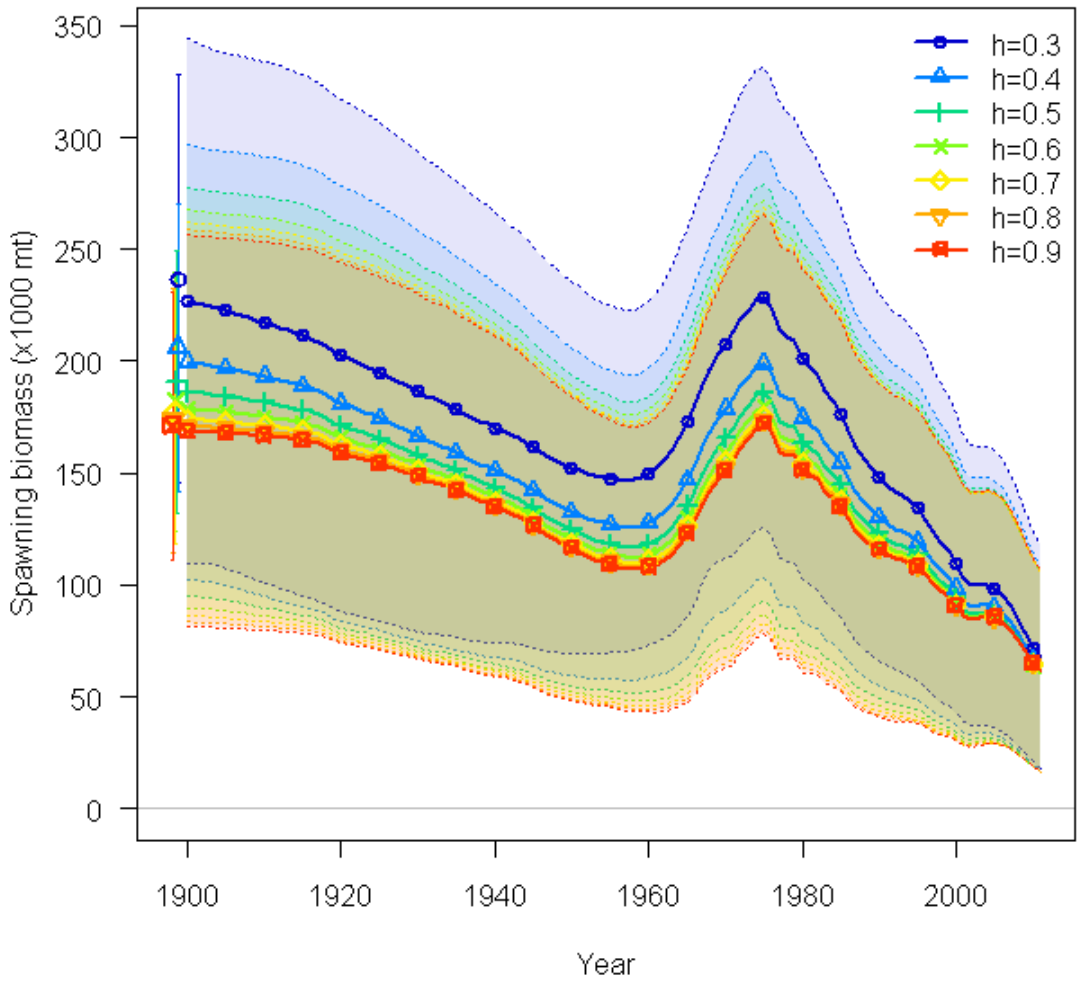

Figure 144. Relationship between steepness and spawning biomass from the likelihood profile on steepness.

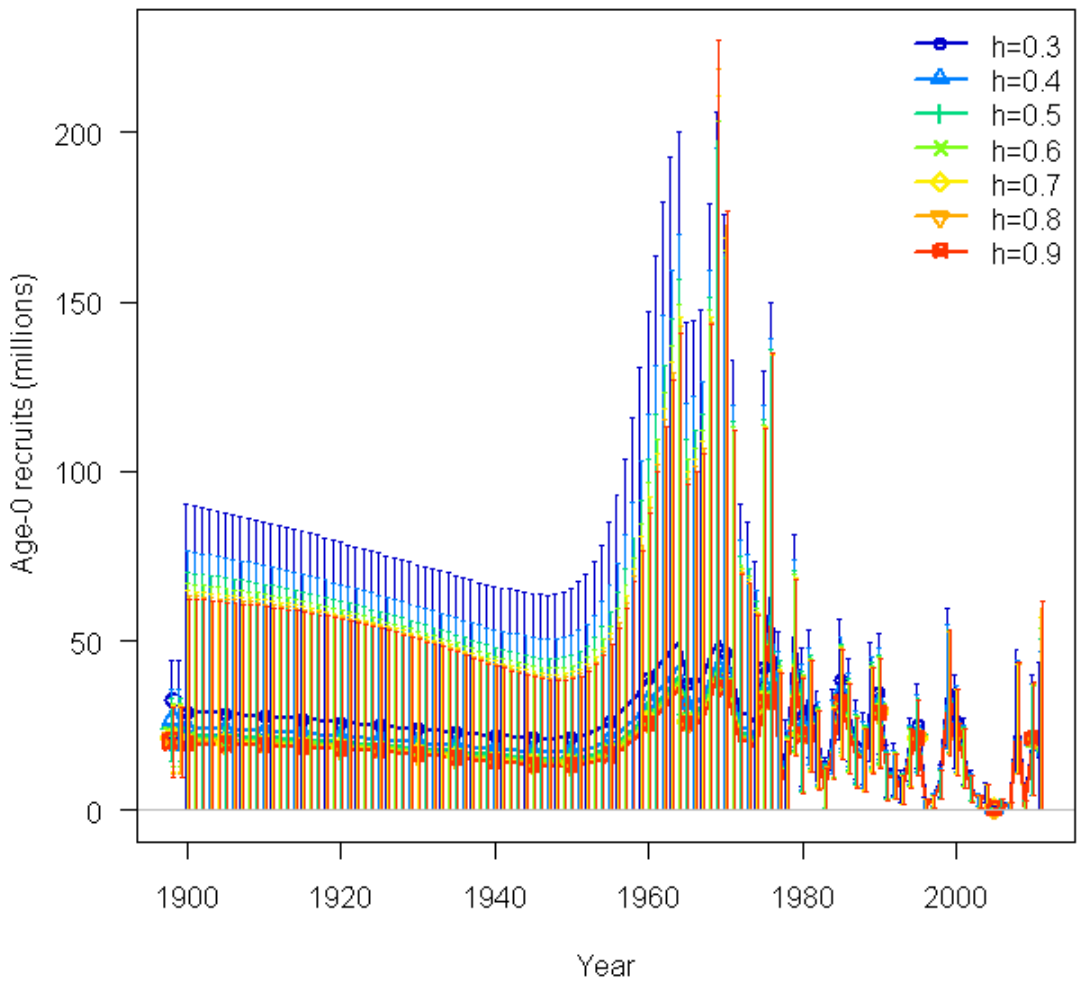

Figure 145. Relationship between steepness and estimated recruitments from the likelihood profile on steepness.

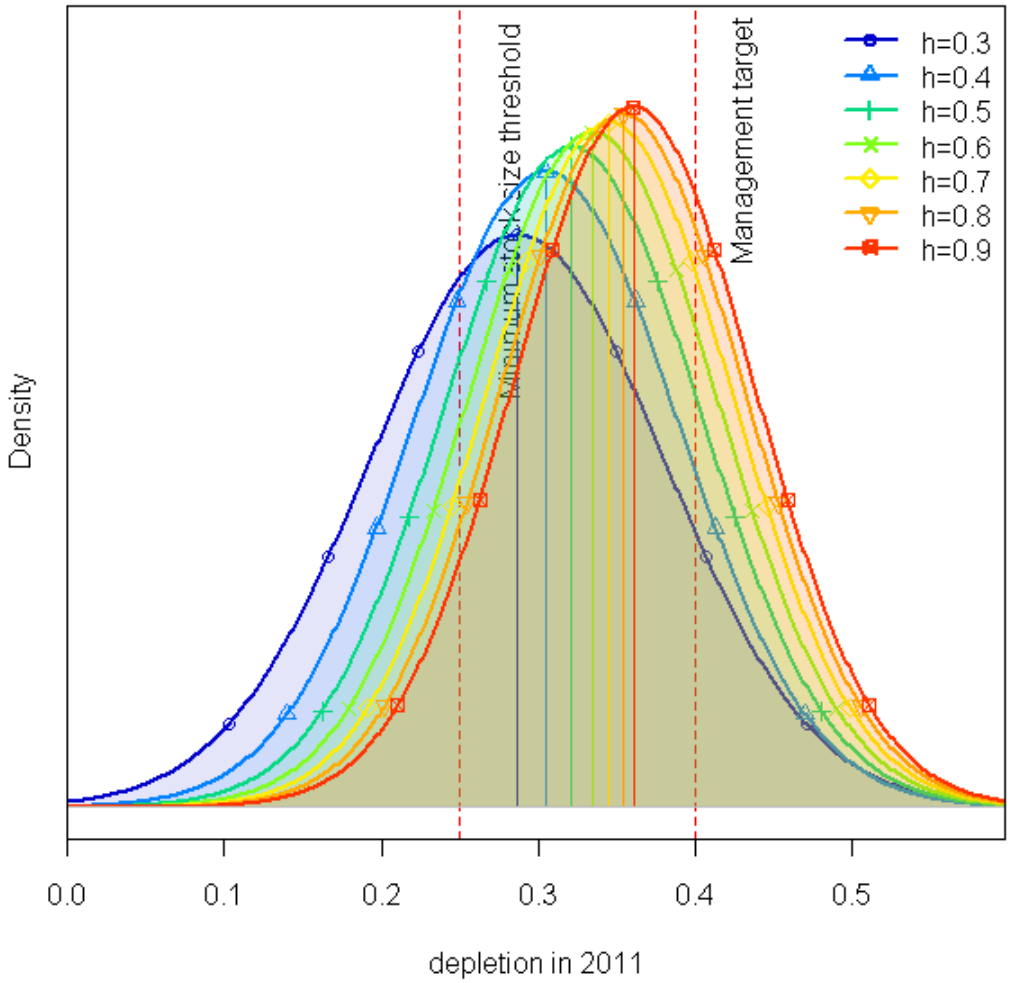

Figure 146. Relationship between steepness and estimated 2011 relative depletion from the likelihood profile on steepness.

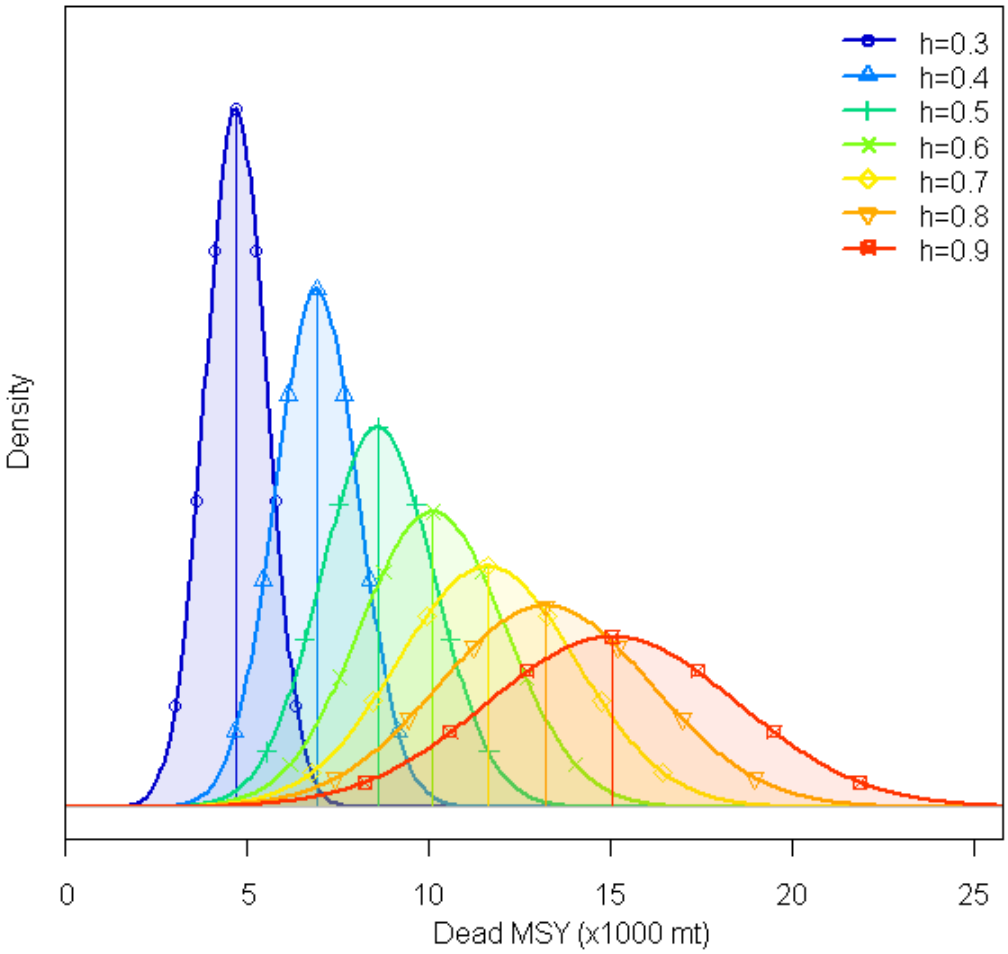

Figure 147. Relationship between steepness and the maximum total sustainable dead catch (MSY) from the likelihood profile on steepness.

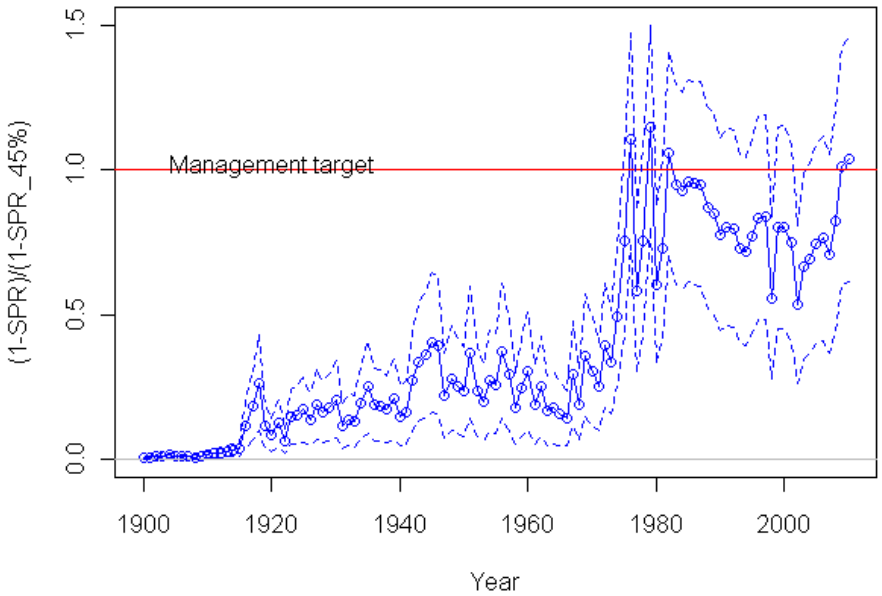

Figure 148. Time series of estimated relative spawning potential ratio (1-SPR/1-$SPR_{Target=0.45}$) for the base-case model (round points) with ~95% intervals (dashed lines). Values of relative SPR above 1.0 reflect harvests in excess of the current overfishing proxy.

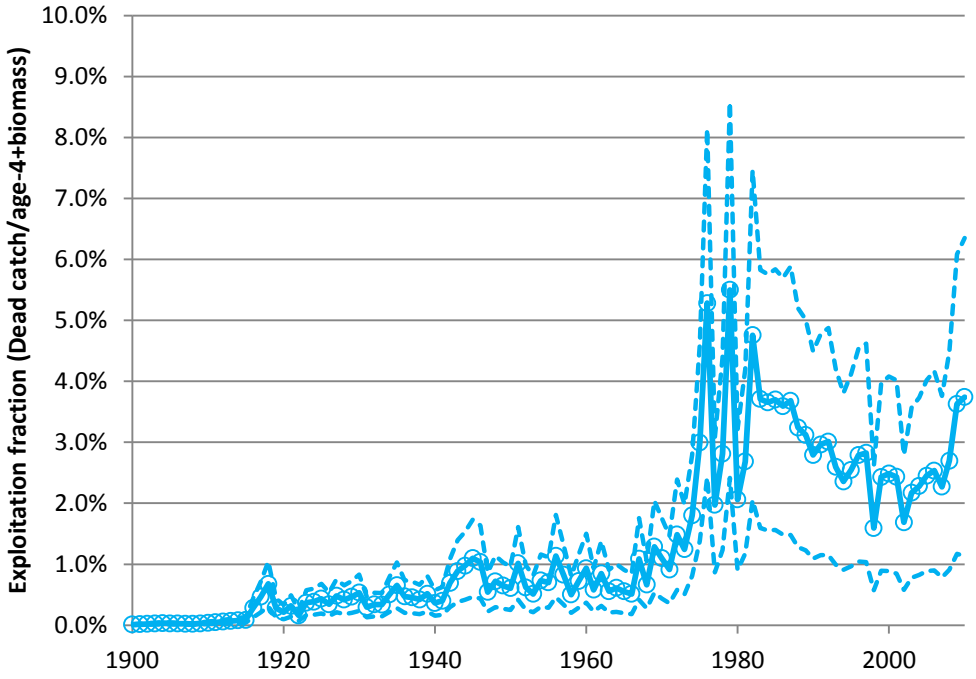

Figure 149. Time series of estimated exploitation fraction (catch/age 4 and older biomass) for the base-case model.

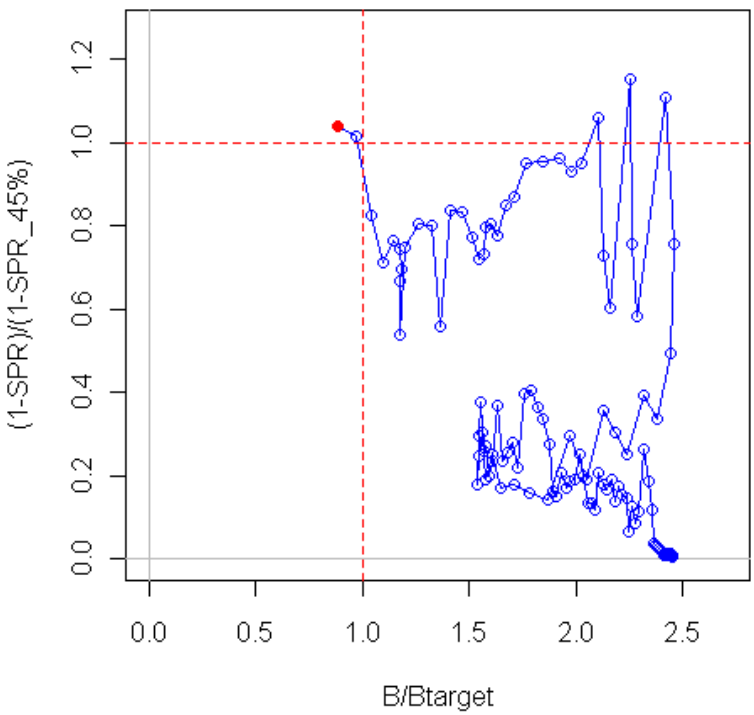

Figure 150. Estimated relative spawning potential ratio relative to the proxy target/limit of 45% vs. estimated spawning biomass relative to the proxy 40% level from the base-case model. Higher spawning output occurs on the right side of the x-axis, higher exploitation rates occur on the upper side of the y-axis. The filled circle indicates 2010. (Plot is based on MLE results).

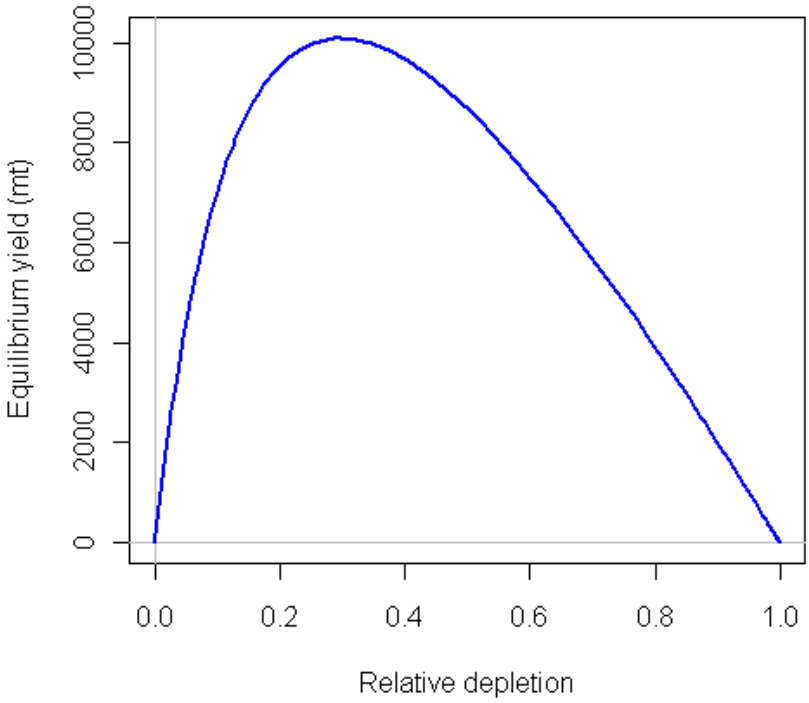

Figure 151. Equilibrium yield curve (total dead catch) for the base-case model.

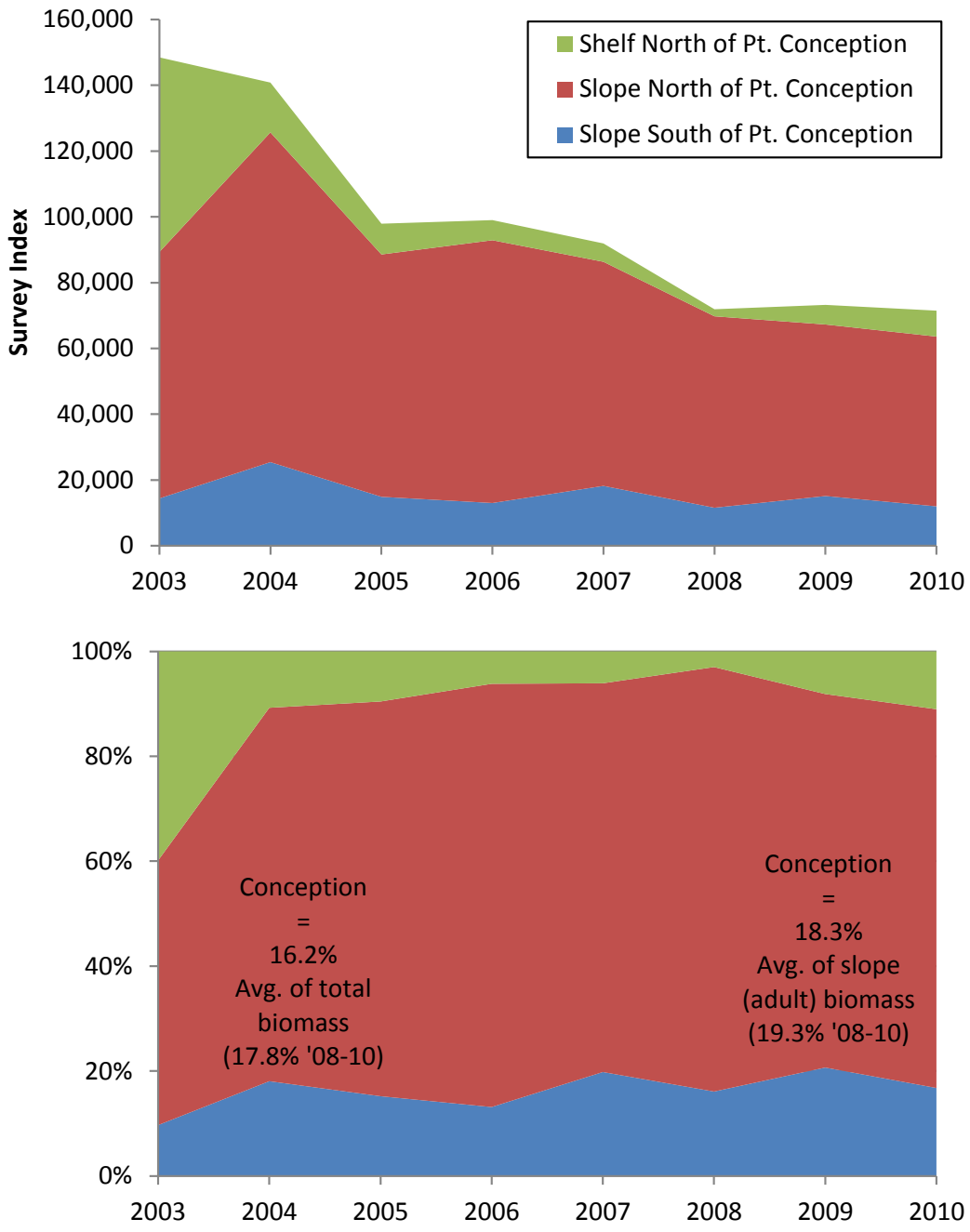

Figure 152. Components of recent NWFSC survey trend separated by geography and depth.

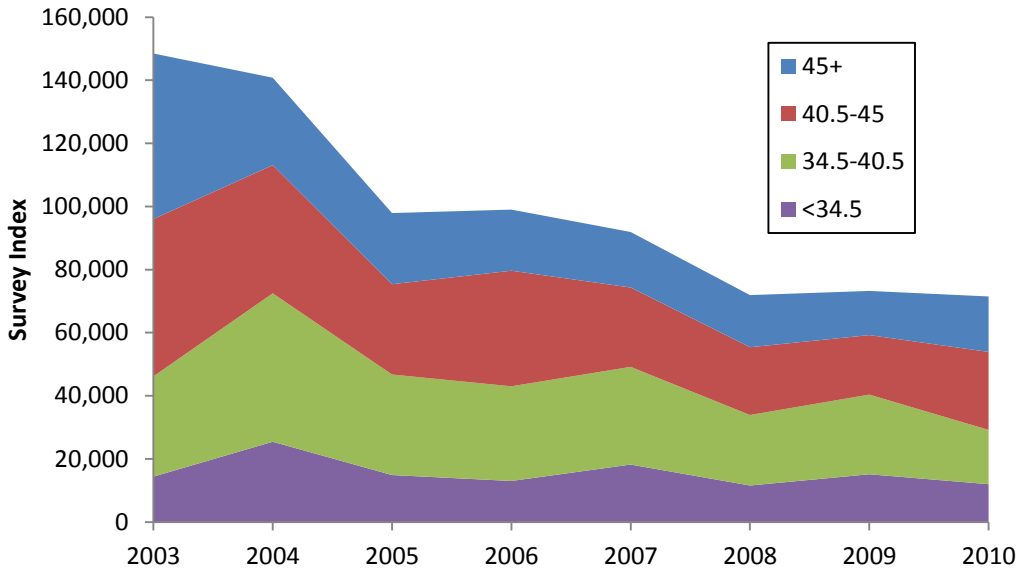

Figure 153. Components of recent NWFSC survey trend separated by latitude.

11. Appendix A: Summary of management actions influencing the sablefish fishery

Effective Date	Management action taken
10/13/82	Sablefish OY exceeded; 3,000 pounds trip limit imposed (coast-wide OY = 13,400 mt).
11/30/82	Extended sablefish trip limit of 3,000 pounds for remainder of 1982. Increased sablefish OY 30% to 17,400 mt for 1982 and recommended this for 1983 (ABC = 13,400 mt).
01/01/83	Established a 22-inch total length size limit on sablefish in all areas north of Point Conception (excluding Monterey Bay), with an incidental trip limit for fish smaller than 22 inches of 333 fish, 1,000 pounds or 10% of weight of all sablefish on board, to be adjust as necessary to stay within the 17,400 mt OY (ABC = 13,400 mt).
06/28/83	Retained the 22-inch size limit on sablefish, but set incidental allowance of small fish (<22 inches) at 5,000 pounds per trip.
01/01/84	Continued 22-inch size limit on sablefish as in 1983; retained 5,000 pounds incidental allowance of small fish (<22 inches); fishery closes when coast-wide OY of 17,400 mt is reached (ABC = 13,400 mt).
01/10/85	Continued 22-inch size limit on sablefish in all areas north of Point Conception (abolished Monterey Bay exclusion); retained 5,000 pounds incidental landing limit for sablefish less than 22 inches.
11/25/85	Established that 90% of sablefish quota had been reached and established a trip limit of 13% sablefish in all trawl landings containing sablefish.
12/06/85	Established that sablefish quota (OY) had been exceeded on November 22, 1985, and prohibited further landings of sablefish until January 1, 1986.
01/01/86	Continued the 22-inch size limit on sablefish in all areas north of Point Conception; retained 5,000-pound incidental landing limit for sablefish smaller than 22 inches; coast-wide OY = 13,600 mt; ABC = 10,300 mt.
08/22/86	Emergency Regulations: Allocated the estimated remaining sablefish OY between trawl and fixed gear at 55% and 45%, respectively. Established an 8,000-pound sablefish trip limit on trawl gear. Retained the current regulation of a 5,000-pound trip limit on sablefish smaller than 22 inches. Any further landings of sablefish by trawl gear to be prohibited after trawl quota is reached. Any further landings of sablefish by fixed gear to be prohibited after fixed gear quota is reached. Any further landings of sablefish to be prohibited after the coast-wide OY is reached.
10/23/86	Fixed gear sablefish quota reached; fixed gear fishery closed. Sablefish quotas revised (2,800 mt trawl; 2,300 mt fixed gear).
11/20/86	Extended sablefish emergency regulation until the end of the year.
01/01/87	Allocated the sablefish OY between trawl and fixed gear at 52% (6,200 mt) and 48% (5,800 mt), respectively; if the quota for either gear type is reached, sablefish becomes a prohibited species for that gear; coast-wide OY and ABC =12,000 mt. Established coast-wide 5,000-pound trawl and 100-pound fixed gear trip limits (round weights) for sablefish smaller than 22-inches total length (16-inches dorsal total length).
04/05/87	Changed the size limit for processed sablefish from 16.0 inches to 15.5 inches (dorsal total length).
04/27/87	Increased the trip limit for sablefish smaller than 22 inches (total length) caught by fixed gear from 100 pounds to 1,500 pounds coast-wide
10/02/87	Established trawl trip limit for sablefish at 6,000 pounds or 20% of the legal fish on board, whichever is greater, including no more than 5,000 pounds of sablefish under 22 inches.
10/14/87	Closed the nontrawl (fixed gear) sablefish fishery because the nontrawl allocation of 5,800 mt was reached.
10/22/87	Closed the sablefish trawl fishery because the trawl allocation of 6,200 mt was reached.
01/01/88	Allocated the sablefish OY between trawl and nontrawl (fixed gear) at 5,200 and 4,800 mt, respectively; if the quota for nontrawl gear is reached, sablefish becomes a prohibited species for that gear; manage the trawl fishery to achieve the trawl allocation, provided that up to an additional 800 mt may be added to the trawl allocation for unavoidable incidental catch; coast-wide OY = 9,200 to 10,800 mt; ABC = 10,000 mt. For trawl-caught sablefish,

	established a trip limit of 6,000 pounds or 20% of legal fish on board, whichever is greater, with only two landings above 1,000 pounds allowed per vessel per week; no restriction on landings less than 1,000 pounds Continued the 22-inch total length size limit (15.5-inch dorsal length) on sablefish in all areas; 5,000-pound trawl and 1,500-pound nontrawl incidental landing limits for sablefish smaller than the minimum size limit.
08/03/88	Increased the trawl sablefish allocation to 6,000 mt; reduced the trawl trip limit to one landing per week, not to exceed 2,000 pounds (including sablefish smaller than 22 inches). Changed the nontrawl trip limit for sablefish smaller than 22 inches to 1,500 pounds or 3% of all sablefish on board, whichever is greater.
08/26/88	Closed the nontrawl sablefish fishery because the nontrawl allocation of 4,800 mt was reached
10/05/88	Removed the restriction that no more than 1 landing of sablefish by trawlers may be made during any week; reduced the weekly trip limit for yellowtail rockfish north of Coos Bay from 10,000 to 7,500 pounds (biweekly and twice weekly options to remain in effect).
01/01/89	For coast-wide sablefish, management measures designed to achieve the low end of the OY range (10,400 to 11,000 mt). After 22 mt set aside from the 10,400 mt harvest guideline for the Makah Indian fishery, the remaining 10,378 mt allocated 5,397 mt (52%) for trawl gear and 4,981 mt (48%) for nontrawl (fixed) gear. Established a coast-wide trawl trip of 1,000 pounds or 45% of the deepwater complex (consisting of sablefish, Dover sole, arrowtooth flounder and thornyheads), whichever is greater. Within the 45% trawl limit, no more than 5,000 pounds of sablefish smaller than 22 inches (total length) may be taken per trip. If fishing under the 1,000-pound limit, all sablefish may be smaller than 22 inches. The coast-wide nontrawl trip limit for sablefish smaller than 22 inches set at the greater of 1,500 pounds or 3% of all sablefish on board. The harvest guideline may be increased by up to 600 mt to enable small fisheries to continue operating after a gear allocation is met and to allow for landings of sablefish caught incidentally while fishing for other species. If the upper end of the OY range (11,000 mt) is reached, all further landings will be prohibited (coast-wide ABC = 9,000 mt; OY = 10,400 to 11,000 mt).
04/26/89	Established coast-wide weekly trip limit on the deepwater complex (consisting of sablefish, Dover sole, arrowtooth flounder and thornyheads) of only 1 landing above 4,000 pounds per week, not to exceed 30,000 pounds. No limit on the number of landings of deepwater complex less than 4,000 pounds. For each landing of the deepwater complex, no more than 1,000 pounds or 25% of the deepwater complex, whichever is greater, may be sablefish. If fishing under the 25% limit, no more than 5,000 pounds may be sablefish under 22 inches (total length). If fishing under the 1,000-pound limit, all sablefish may be under 22 inches. Biweekly and twice weekly trip limit options for trawl-caught sablefish are available but require appropriate declaration to state in which fish are landed.
07/17/89	Established a coast-wide nontrawl sablefish trip limit of 100 pounds with no frequency limit for the remainder of the year, until the nontrawl allocation is reached, or until OY is reached, whichever occurs first. Because the trip limit is smaller than the limit on fish less than 22 inches, the 22-inch minimum size provision is rescinded.
10/04/89	Removed the overall trawl poundage and trip frequency limits for the deepwater complex, while retaining the separate trip limit for sablefish at 25% of the deepwater complex or 1,000 pounds, whichever is greater. Increased the nontrawl trip limit to 2,000 pounds or 20% of all groundfish on board, whichever is less, when more than 100 pounds of sablefish on board. Because the trip limit remains small, the entire landing may be made up of sablefish less than 22 inches.
01/01/90	The ABC and OY for sablefish set at 8,900 mt. [NMFS did not approve the Council's recommendations for sablefish management. The trawl and nontrawl restrictions in effect at the end of 1989 continued in effect on January 1, 1990. Specifically, the nontrawl trip limit remained at 2,000 pounds or 20% of all fish on board, whichever is greater, for all landings greater than 100 pounds. The trawl trip limit remained as the greater of 1,000 pounds or 25% of the deepwater complex.]
01/31/90	NMFS disapproved the Council's recommendations to modify the trawl/nontrawl sablefish allocations and management measures to achieve them. The nontrawl sablefish trip limit was

	rescinded as a result of NMFS' disapproval of the Council's recommendations. Thus, the nontrawl fishery was unlimited by any catch restrictions. The limit on sablefish less than 22 inches was not reinstated. A nontrawl trip limit of 500 pounds will go into effect when 300 mt of the nontrawl quota remains. The estimated tribal sablefish catch to the end of the year (300 mt) subtracted from the OY of 8,900 mt. The remaining 8,600 mt was allocated 58% (4,988 mt) to trawl gear and 42% (3,612 mt) to nontrawl gears. Continued in effect the coast-wide trawl trip of 1,000 pounds or 25% of the deepwater complex (consisting of sablefish, Dover sole, arrowtooth flounder and thornyheads), whichever is greater. Within the 25% trawl limit, no more than 5,000 pounds of sablefish smaller than 22 inches (total length) may be taken per trip. If fishing under the 1,000-pound limit, all sablefish may be smaller than 22 inches.
03/21/90	Reestablished the nontrawl trip limit for sablefish less than 22-inches total length at 1,500 pounds or 3% of all sablefish on board, whichever is greater.
06/24/90	Established a nontrawl sablefish trip limit of 500 pounds when 300 mt of the nontrawl quota remained. The 500-pound limit replaces the trip limit for sablefish smaller than 22 inches.
10/03/90	In order to reduce trawl sablefish landings so the trawl quota would not be exceeded, established a 15,000-pound trip limit on the deepwater complex (sablefish, Dover sole and thornyheads); allowed only one landing per week of the deepwater complex above 1,000 pounds; and maintained the current sablefish trip limit of 1,000 pounds or 25% of the deepwater complex, whichever is greater. Biweekly and twice weekly landing options are provided. The 5,000-pound trip limit for sablefish smaller than 22 inches remained in effect for landings made under the biweekly option.
01/01/91	Established a coast-wide weekly trawl trip for the deepwater complex (sablefish, Dover sole and thornyheads) of 27,500 pounds (including no more sablefish than 1,000 pounds or 25% of the deepwater complex, whichever is greater, and no more than 7,500 pounds of thornyheads). Only one landing above 4,000 pounds of deepwater complex per week. Biweekly and twice weekly options available. Of those sablefish taken under the weekly and biweekly trip limits, no more than 5,000 pounds of sablefish smaller than 22 inches (total length) may be taken per trip. All sablefish taken under the twice weekly limit may be smaller than 22 inches.
04/01/91	Revised nontrawl sablefish trip limit to a limit only on sablefish smaller than 22 inches (1,500 pounds or 3% of all sablefish on board, whichever is greater, effectively opening the nontrawl sablefish season.
05/24/91	Established a nontrawl trip limit of 500 pounds of sablefish.
07/07/91	Closed the nontrawl sablefish fishery because the nontrawl quota had been exceeded.
09/30/91	Established (by emergency regulation) a daily sablefish trip limit of 300 pounds for nontrawl gears.
01/01/92	For the deepwater complex (sablefish, Dover sole, and thornyheads), established a cumulative landing limit per specified 2-week period of 55,000 pounds of which no more than 25,000 pounds may be thornyheads. In any landing, no more than 25% of the deepwater complex may be sablefish, unless less than 1,000 pounds of sablefish are landed, in which case the percentage does not apply. In any landing, no more than 5,000 pounds of sablefish may be smaller than 22 inches (total length). For the nontrawl sablefish fishery, established a daily-trip-limit of 500 pounds from January 1 through February 29.
03/01/92	For the nontrawl sablefish fishery, establish a daily-trip-limit of 1,500 pounds from March 1 through March 31. However, if 440 mt is projected to be reached during this period, the daily-trip-limit may be reduced to 500 pounds through March 31.
04/01/92	Delay the opening of the nontrawl sablefish fishery until May 12 (Emergency Rule).
04/17/92	For the nontrawl sablefish fishery, reduced the daily-trip-limit to 250 pounds until the opening of the "regular" nontrawl sablefish season.
05/12/92	Established (by emergency regulation) the opening date of the "regular" nontrawl sablefish fishery.
05/27/92	Established a nontrawl daily-trip-limit of 250 pounds of sablefish.
01/01/93	For the deepwater complex (sablefish, Dover sole and thornyheads), established a cumulative landing limit per specified 2-week period of 45,000 pounds of which no more than 20,000 pounds may be thornyheads. In any landing, no more than 25% of the deepwater complex

	may be sablefish, unless less than 1,000 pounds of sablefish are landed, in which case the percentage does not apply. In any landing, no more than 5,000 pounds of sablefish may be smaller than 22 inches (TL). For the nontrawl sablefish fishery, established a daily-trip-limit of 250 pounds from January 1 through May 12.
04/01/93	Established a flexible starting date for the "regular" season for the fixed gear (nontrawl) sablefish fishery, including 72-hour closed periods both immediately before and immediately after the regular season. The flexible starting date will precede by 3 days the earliest sablefish fixed gear season in the Gulf of Alaska. For 1993, the season opened May 12.
04/21/93	Reduced the cumulative trip limit for the deepwater complex from 45,000 pounds per 2-week period to 60,000 pounds per 4-week period, while maintaining the trawl-caught sablefish limit at 25% of the deepwater complex per landing. Also reduced the thornyhead trip limit from 20,000 pounds cumulative per 2-week period to 35,000 pounds cumulative per 4-week period.
06/02/93	Closed the "regular season" for sablefish caught with nontrawl gear. On June 5, 1993, the 250-pound daily-trip-limit for sablefish caught with nontrawl gear was reimposed
09/08/93	Reduced the trip limit for trawl-caught sablefish to the greater of 1,000 pounds, or 25% of the deepwater complex not to exceed 3,000 pounds.
12/01/93	Reduced the cumulative trip limits for the Dover sole/thornyhead/trawl-caught sablefish (DTS) complex. The previous limit was 60,000 pounds per 4-week period, of which no more than 35,000 pounds could be thornyheads and, in any trip, the limit for trawl-caught sablefish was the greater of 1,000 pounds or 25% of the complex up to 3,000 pounds. The new limit allows no more than 5,000 pounds of species in the DTS complex to be taken, retained, possessed or landed per vessel per trip, of which no more than 1,000 pounds may be sablefish. Only one landing of fish in the DTS complex may be made in any 1-week period.
01/01/94	For the DTS complex established a cumulative limit of 50,000 pounds per month of which no more than 30,000 pounds may be thornyheads and no more than 12,000 pounds may be trawl-caught sablefish. The sablefish trip limit is 1,000 pounds or 25% of the DTS complex, whichever is greater, and applies to each trip. Management of the sablefish fishery north of the 36°N latitude (the northern boundary of the Conception area), deduct 300 mt from the 7,000 mt harvest guideline for the northwest Washington treaty Indian tribes and allocate the remaining 6,070 mt between the limited entry and open access fisheries. The limited entry portion is allocated 3,520 mt (58%) to trawl gear and 2,550 mt (42%) to pot and longline gears. Nontrawl sablefish daily-trip-limit of 250 pounds north of 36°N latitude and 350 pounds south of 36°N latitude through May 11, 1994. Only one landing of sablefish caught with nontrawl gear may be made per day, coast-wide. (The regular season started May 15, following a 72-hour closure May 12-14.). Sablefish daily limit of 250 pounds north of 36°N latitude and 350 pounds south of 36°N latitude. Limit of one landing of sablefish per vessel per day.
05/15/94	Opened regular season for the nontrawl sablefish fishery off Washington, Oregon, and California for limited entry permitted vessels with longline and/or pot endorsements. Current trip limits continued until 0001 hours (local time) May 12, 1994, which marked the beginning of a 72-hour closure of the fishery for vessels operating in the regular season. Effective May 15, 1994 at 0001 hours (local time), the only trip limit in effect for sablefish caught with nontrawl gear is 1,500 pounds or 3% of all legal sablefish on board, whichever is greater, for sablefish smaller than 22 inches. Sablefish trip limits for open access gears did not change.
06/04/94	Closed nontrawl sablefish limited entry fishery off Washington, Oregon and California with a 72-hour closure beginning at 0001 hours (local time) June 4 and ending at 2400 hours (local time) June 6. During the closure, the taking and retaining, possessing or landing of sablefish taken with nontrawl gear by a vessel operating in the limited entry fishery was prohibited.
07/01/94	Reduced the trip limits for Dover sole, thornyheads, and trawl-caught sablefish (DTS complex) in the groundfish fishery off Washington, Oregon and California. The new cumulative limit is 30,000 pounds of the DTS complex per vessel per calendar month, of which no more than 8,000 pounds may be thornyheads and no more than 6,000 pounds may be trawl-caught sablefish. In any trip, no more than 1,000 pounds or 33.333% of the legal thornyheads and Dover sole, whichever is greater, may be trawl-caught sablefish smaller than 22 inches. (This is the equivalent of 25% of the DTS complex.)

12/01/94	Prohibited all commercial sablefish fishing north of 36°N latitude.
01/01/95	Established a cumulative DTS limit of 35,000 pounds per month north of Cape Mendocino and 50,000 pounds per month south of Cape Mendocino. Within the DTS complex limit not more than 20,000 pounds may be thornyheads, of which not more than 4,000 pounds per month may be shortspine thornyhead. For trawl-caught sablefish the cumulative limit is 6,000 pounds per month including a trip limit of 1,000 pounds or 25% of the DTS complex, whichever is greater, per trip. In any landing, no more than 500 pounds of sablefish may be smaller than 22 inches. Sablefish for management of the sablefish fishery north of the 36°N latitude (the northern boundary of the Conception area), deduct 780 mt from the 7,100 mt harvest guideline for the northwest Washington treaty Indian tribes and allocate the remaining 6,320 mt between the limited entry and open access fisheries. The limited entry portion is allocated 3,420 mt (58%) to trawl gear and 2,480 mt (42%) to pot and longline gears. Nontrawl sablefish daily-trip-limit of 300 pounds north of 36°N latitude and 350 pounds south of 36°N latitude. Only one landing of sablefish caught with nontrawl gear may be made per day, coast-wide. (The regular season started August 6, following a 24 to 72 hour closure). Sablefish daily limit of 300 pounds north of 36°N latitude and 350 pounds south of 36°N latitude. Limit of one landing of sablefish per vessel per day, and daily-trip-limits may not be accumulated.
02/17/95	Delayed the opening of the 1995 regular nontrawl sablefish season until completion of the proposed regulation to modify the season opening date and management structure. (Under the framework regulation currently governing the fishery, the nontrawl sablefish regular season would start February 26, preceded by a 72-hour closure beginning February 23. This regulation tied the opening date to the Alaska season, which was changed to open March 1.)
05/01/95	Increased the harvest guideline for sablefish by 700 mt to 7,800 mt to correct 1994 landings estimate. The open access allocation becomes 463 mt. The limited entry allocation becomes 6,557 mt with 3,803 mt (58%) allocated to trawl gear and 2,754 mt (42%) allocated to nontrawl gears. The cumulative monthly limit for trawl-caught sablefish increased from 6,000 to 7,000 pounds.
07/01/95	Dover sole, thornyheads, and trawl-caught sablefish (DTS) complex: cumulative limit of 35,000 pounds per month north of Cape Mendocino, California and 50,000 pounds per month south of Cape Mendocino; within the DTS complex limit, not more than 20,000 pounds may be thornyheads, of which not more than 4,000 pounds per month may be shortspine thornyhead. For trawl-caught sablefish, the cumulative limit is 6,000 pounds per month including a trip limit of 1,000 pounds or 25% of the DTS complex, whichever is greater, per trip. In any landing, no more than 500 pounds of sablefish may be smaller than 22 inches.
07/14/95	Removed the trip limit that required trawl-caught sablefish to comprise no more than 1,000 pounds or one third of the Dover sole and thornyheads. The 7,000-pound monthly cumulative trip limit, which includes a limit of 500 pounds of sablefish smaller than 22 inches per trip, remains in effect. Delayed the opening date of the limited entry nontrawl sablefish regular season and establish a new season structure. The regular season will begin on August 6 and is designed to close when 70% of the limited entry nontrawl harvest guideline is reached. Due to the short nature of the fishery, the closing date will be determined and announced in advance. The 1995 closure date was August 13 at noon. Prior to the start of the season, sablefish taken with fixed gear in the limited entry or open access fishery may not be retained from noon August 3 until noon August 6. In addition, all fixed gear (open access and limited entry) used to take and retain groundfish must be out of the water from noon August 3 until noon August 6, except that pot gear may be baited and deployed after noon on August 5. When the regular season ends at noon August 13, the daily-trip-limit will be reestablished. About 3 weeks after the end of the regular season, if an adequate amount of the nontrawl allocation remains, the limited entry fishery may resume for a one-month mop-up season under a cumulative monthly trip limit for each vessel. This would be followed by resumption of the small daily-trip-limits.
08/06/95	The regular nontrawl sablefish season opened at noon, August 6. During the regular season, the only trip limit in effect applies to sablefish smaller than 22 inches (56 cm) total length, which prohibits taking and retaining, possessing, or landing more than 1,500 pounds (680 kg) or 3% of all sablefish on board, whichever is greater, and applies per vessel per trip.

09/01/95	Established a one-month cumulative trip limit of 5,500 pounds of sablefish per vessel with a valid limited entry permit with longline or pot endorsement. On October 1, 1995 the daily-trip-limit of 300 pounds (350 pounds in the Conception management area) resumes.
09/08/95	The trawl minimum mesh size now applies throughout the net. Removed the legal distinction between bottom and roller trawls and the requirement for continuous riblines. Clarified the distinction between bottom and pelagic (midwater) trawls. Modified chafing gear requirements. Changed the term "doubleply mesh" to "double-bar mesh."
11/30/95	Prohibited further landings of thornyheads and trawl-caught sablefish for the remainder of the year and reduce the cumulative monthly limit of Dover sole to 3,000 pounds per vessel.
01/01/96	Established cumulative vessel limits for specified 2-month periods rather than 1-month periods, with the target harvest level per month being 50% of the 2-month limit. However, vessels could land as much as 60% of the 2-month limit in either of the two months, so long as the total did not exceed the specified limit.
01/01/96	Established a cumulative DTS limit of 70,000 pounds per two month period north of Cape Mendocino and 100,000 pounds per month south of Cape Mendocino. Within the DTS complex not more than 20,000 pounds may be thornyheads, of which not more than 4,000 pounds per two months may be shortspine thornyhead. For trawl-caught sablefish the cumulative limit is 12,000 pounds per 2-months. For trawl-caught sablefish, the cumulative limit is 12,000 pounds per 2-months. In any landing, no more than 500 pounds of sablefish may be smaller than 22 inches. Nontrawl sablefish outside the regular derby and mop-up seasons, a daily-trip-limit of 300 pounds north of 36°N latitude and 350 pounds south of 36°N latitude. Only one landing of sablefish caught with nontrawl gear may be made per day, coast-wide. During the derby and mop-up seasons, there is a per trip limit on the amount of sablefish that may be smaller than 22 inches total length (or 15.5 inches heads off): the amount of small sablefish may not exceed 1,500 pounds round weight or 3% of the sablefish larger than 22 inches, whichever is greater. The product recovery ratio (PRR) established by the state where the fish is or will be landed will be used to convert the processed weight to round weight for the purposes of applying the trip limit; the PRR currently is 1.6 in Washington, Oregon, and California. Sablefish daily limit of 300 pounds north of 36°N latitude and 350 pounds south of 36°N latitude. Limit of one landing of sablefish per vessel per day, and daily-trip-limits may not be accumulated.
04/15/96	Delay the opening date of the regular limited entry nontrawl sablefish fishery (derby) from August 6 to September 1.
05/03/96	Prohibited further landings of thornyheads by vessels fishing with open access gear and landing north of Point Conception; established a cumulative monthly limit of 2,100 pounds of sablefish for vessels fishing with open access gear north of the Conception management area (i.e., north of 36°N latitude). The 300-pound daily-trip-limit remained in effect.
09/06/96	Closed the limited entry nontrawl sablefish derby at noon by re-establishing the 300-pound daily-trip-limit north of 36°N latitude and 350-pound daily-trip-limit south of 36°N latitude.
01/01/97	Established a cumulative DTS limit of 70,000 pounds per two months period north of Cape Mendocino and 100,000 pounds per month south of Cape Mendocino. Within the DTS complex not more than 20,000 pounds may be thornyheads, of which not more than 4,000 pounds per two months may be shortspine thornyhead. For trawl-caught sablefish the cumulative limit is 12,000 pounds per 2-months. For Dover sole north of Cape Mendocino the cumulative limit is 38,000 pounds per two months. In any landing, no more than 500 pounds of sablefish may be smaller than 22 inches. Nontrawl sablefish in 1997 the derby north of 36°N latitude will be replaced by a 3-week cumulative limit that will open sometime between August 1 and September 30. A sablefish endorsement will be required for participation in the cumulative fishery, and vessels without endorsements may not fish for or land sablefish during the 3-week season or subsequent mop-up season, if any. There will be a 48-hour closure before and after the three-week season. Outside the 3-week cumulative season, the mop-up season and associated closures, there will be a daily-trip-limit of 300 pounds (round weight), and only one landing of sablefish caught with nontrawl gear may be made per day. South of 36°N latitude there will be no cumulative or mop-up seasons; there will be a daily-trip-limit of 350 pounds (round weight), and only one landing of sablefish caught with

	nontrawl gear may be made per day. During the 3-week cumulative and mop-up seasons north of 36°N latitude, there is a per trip limit on the amount of sablefish that may be smaller than 22 inches total length (or 15.5 inches heads off): the amount of small sablefish may not exceed 1,500 pounds round weight or 3% of the sablefish larger than 22 inches, whichever is greater. The product recovery ratio (PRR) established by the state where the fish is or will be landed will be used to convert the processed weight to round weight for the purposes of applying the trip limit; the PRR currently is 1.6 in Washington, Oregon, and California. Sablefish daily limit of 300 pounds north of 36°N latitude and 350 pounds south of 36°N latitude. Limit of one landing of sablefish per vessel per day, and daily-trip-limits may not be accumulated. North of 36°N latitude, there will also be a cumulative limit of 1,500 pounds per month.
05/01/97	Reduced the DTS complex cumulative 2-month limit for Dover sole north of Cape Mendocino to 30,000 pounds. Reduced the overall limit of thornyheads to 15,000 pounds and reduced the two-month cumulative limit on shortspines to 3,000 pounds. The cumulative limit for DTS complex was reduced to 57,000 pounds per two months north of Cape Mendocino.
07/01/97	Reduced monthly cumulative limit for fixed gear sablefish daily-trip-limit fishery North of 36°N latitude from 5,100 pounds to 600 pounds. Reduced the cumulative limit for fixed gear sablefish open-access north of 36°N latitude from 1,500 pounds to 600 pounds.
07/28/97	Requirement for a sablefish endorsement on limited entry permits for permit holders to participate in the regular and mop-up limited entry fixed gear sablefish fishery north of 36°N latitude.
08/22/97	Set dates for the 1997 fixed gear limited entry sablefish season for August 25 at noon through September 3 at noon, with an equal cumulative limit of 34,100 pounds and a pre-and post season 48 hour closure. For 1998 and beyond, a framework is established that allows the start date of the regular, north of 36°N latitude limited entry fixed gear sablefish season to be set for any day from August 1 through September 30.
09/01/97	Changed from two month cumulative limits to one month cumulative limits for Dover sole, thornyheads, and trawl-caught sablefish. Authorized fixed gear sablefish fishers in the daily-trip-limit fishery South of 36°N latitude to make one landing per week above the 350-pound daily-trip-limit but not more than 1,050 pounds (this was designed to help vessels making longer trips reduce their discard). A fisher may not make a landing larger than 350 pounds and then continue to land sablefish under the daily-trip-limit for the rest of the week.
10/01/97	Reduced the monthly limit of DTS complex to 11,000 pounds north of Cape Mendocino and 38,500 pounds south of Cape Mendocino. Within these limits, no more than 1,500 pounds could be Dover sole north of Cape Mendocino, and 30,000 pounds south of Cape Mendocino; no more than 2,000 pounds coast wide could be trawl-caught sablefish; and no more than 7,500 pounds coast wide could be thornyheads. No more than 1,500 pounds of the thornyheads could be shortspine thornyheads. Fixed gear limited entry sablefish mop-up season begins October 1 at noon through October 15 at noon. Vessels may land one cumulative limit of 8,500 pounds. Following the mop-up fishery, fixed-gear limited entry daily-trip-limits will be 300 pounds per day, with an increased 1,500-pound monthly limit. Open-Access Sablefish increased the open-access monthly cumulative limit to 1,500 pounds.
01/01/98	Established coast wide cumulative limit of 40,000 pounds of Dover sole in the January-February period and 18,000 pounds per two-month period thereafter; not more than 5,000 pounds of sablefish, not more than 10,000 pounds of longspine thornyheads, and not more than 4,000 pounds of shortspine thornyhead. Nontrawl sablefish: North of 36°N latitude, a daily-trip-limit of 300 pounds (round weight) and a cumulative limit of 1,500 pounds per two-month period. Only one landing of sablefish caught with nontrawl gear may be made per day. South of 36°N latitude there will be no cumulative or mop-up seasons; there is a daily-trip-limit of 350 pounds (round weight), and only one landing of sablefish caught with nontrawl gear may be made per day. Open access gear: daily limit of 300 pounds north of 36°N latitude and 350 pounds south of 36°N latitude. Limit of one landing of sablefish per vessel per day, and daily-trip-limits may not be accumulated. North of 36°N latitude, there is a cumulative limit of 600 pounds per two-month period.
05/01/98	Increased the 2-month cumulative limit for Dover sole to 22,000 pounds, for longspine

	thornyheads to 12,000 pounds, for shortspine thornyheads to 5,000 pounds, and for trawl-caught sablefish to 6,000 pounds. The overall DTS complex cumulative limit was removed. Fixed Gear Sablefish: North of 36°N lat., increased the cumulative limit to 1,800 pounds per 2-month period, but retained the 300-pound daily limit. South of 36°N lat., gave fishers the option to choose each week to make daily landings of sablefish of up to 350 pounds, per day, or make a single landing above 350 pounds, but not exceeding 1,050 pounds (effective May 3). Fixed gear sablefish: north of 36°N Lat: increased the 2-month cumulative limit to 700 pounds.
07/01/98	Open Access Fixed Gear Sablefish: increased the 2-month cumulative north of 36°N lat. to 1,800 pounds.
09/01/98	All limited entry cumulative limits became monthly limits
10/01/98	Trawl-caught Sablefish: increased monthly limit to 5,000 pounds. Fixed-Gear Sablefish: increased the 2 month cumulative limit to 2,700 pounds; on November 1, instituted 1,500-pound monthly limit.
11/01/98	Fixed-Gear Sablefish: changed to monthly limit, instituted 1,500-pound monthly limit.
01/01/99	A new three-phase cumulative limit period system was introduced. Phase 1 is a single cumulative limit period that is three months long, from January 1- March 31. Phase 2 has three separate 2-month cumulative limit periods of April 1- May 31, June 1-July 31, and August 1- September 30. Phase 3 has three separate 1-month cumulative limit periods of October 1-31, November 1-30, and December 1-31. For all species except POP and bocaccio, there was no monthly limit within the cumulative landing limit periods. An option was available to apply cumulative trip limits lagged by 2 weeks (from the 16th to the 15th) to limited entry trawl vessels when their permits were renewed for 1999. Vessels authorized to operate in this "B" platoon could take and retain, but not land, groundfish during January 1-15, 1999. Trawl-caught Sablefish: Phase 1: 13,000 pounds per period; Phase 2: 10,000 pounds per period; Phase 3: 6,000 pounds per period. At any time of year unless otherwise announced, no more than 500 pounds per trip may be trawl-caught sablefish smaller than 22 inches total length. 22 inches total length is equivalent to 15.5 inches headed; processed weight will be converted to round weight using the States' conversion factor of 1.6. Nontrawl Sablefish: north of 36°N latitude, a daily trip limit of 300 pounds and a cumulative trip limit of 2,400 pounds per 2-month period; south of 36°N latitude, the daily trip limit is either (1) 350 pounds with no cumulative limit on the amount of sablefish that may be retained in a month; or (2) one landing of sablefish per week above 350 pounds, but not to exceed 1,050 pounds. Only one landing of sablefish caught with nontrawl gear may be made per day coast-wide, and daily trip limits may not be accumulated. A limited entry permit holder must have a permit with a sablefish endorsement to participate in either the regular or mop-up seasons. Open access gear: North of 36°N latitude, 300 pounds per day, 1,800 pounds per 2 month period. 2 month periods for sablefish landings are January 1 - February 28; March 1 - April 30; May 1 - June 30; July 1 - August 31; September 1 - October 31; November 1 - December 31. South of 36°N latitude, 350 pounds per day.
05/01/99	Trawl-caught Sablefish: 2-month cumulative trip limit for the period April 1 through May 31 increased from 10,000 pounds to 12,000 pounds. Beginning June 1, 2-month cumulative trawl-caught sablefish trip limit will revert to 10,000 pounds.
07/02/99	Fixed-gear Sablefish: daily trip limit continues to be 300 pounds, but the 2-month cumulative trip limit for the period July 1 through August 31 increased from 2,400 pounds to 4,200 pounds. Beginning September 1, the 2-month cumulative trip limit will be converted to a 1-month cumulative trip limit of 2,100 pounds. Open Access: daily trip limit continues to be 300 pounds, but the 2-month cumulative trip limit for the period July 1 through August 31 increased from 1,800 pounds to 3,000 pounds. Beginning September 1, the 2-month cumulative trip limit will be converted to a 1-month cumulative trip limit of 1,500 pounds.
08/16/99	Tiered cumulative limit fishery ("regular season"): limited entry, fixed gear sablefish fishery off Washington, Oregon, and California, north of 36°N latitude, regular season begins at noon on August 16 and ends at noon on August 25. Only limited entry permit holders with sablefish endorsements may participate in the regular season. A participant in the regular sablefish season may catch no more than the amount associated with the tier assigned to his

	permit. The cumulative landings limits associated with each tier are: 84,800 pounds for Tier 1; 38,300 pounds for Tier 2, and 22,000 pounds for Tier 3 (all limits are round weight). No vessel may catch more than one cumulative limit. Aside from the overall tiered cumulative limits for the regular season, the only trip limit in effect is for sablefish smaller than 22 inches total length, which may comprise no more than 1,500 pounds or 3% of all legal sablefish 22 inches or larger, whichever is greater. This limit applies per vessel per trip.
01/01/00	New cumulative trip limit periods were defined as follows: A cumulative trip limit is the maximum amount that may be taken and retained, possessed, or landed per vessel in a specified period of time without a limit on the number of landings or trips, unless otherwise specified. The minimum size limit for headed sablefish, which corresponds to 22 in. (56 cm) TL for whole fish, is 15.5 in. (39 cm). Trawl trip limits for the year were set at 7,000 pounds bimonthly for January-March, 10,000 pounds bimonthly for May-October, and 3,500 pounds bimonthly for November-December. The trip limits for limited-entry fixed gear for North of 36°N latitude were set at 300 pounds per day and 2,100 pounds bimonthly for January-April or one landing above 300 pounds but less than 600 pounds per week and less than 1,800 pounds bimonthly, and 300 pounds per day and 2,100 pounds bimonthly for May-December. The trip limits for limited-entry fixed gear for South of 36°N latitude were set at 350 pounds per day or 1 landing above 350 pounds per week; up to 1,050 pounds for January-December. The trip limits for the open access gear (except exempted trawl gear) for North of 36°N latitude were set at 300 pounds per day, but not more than 2,100 pounds bimonthly for January-December. The trip limits for the open access gear (except exempted trawl gear) for South of 36°N latitude were set at 350 pounds per day for January-December.
01/01/01	DTS complex. For 2001, differential trip limits are introduced for the DTS complex== (Dover sole, shortspine thornyhead, longspine thornyhead, sablefish) north and south of the management line at 40°10'N lat. Vessels operating in the limited entry trawl fishery are subject to crossover provisions when making landings that include any one of the four species in the DTS complex. [Example: The January-February cumulative limit for Dover sole north of 40°10' N lat. is 65,000 lb (29,484 kg) and the cumulative limit for sablefish in that same period and area is 5,000 lb (2,268 kg), while the cumulative limits south of 40°10' N lat. are 35,000 lb (15,876 kg) for Dover sole and 8,000 lb (3,629 kg) for sablefish. Under the crossover provisions, a vessel may not take and retain Dover sole north of 40°10'N lat. and then travel south of 40°10'N lat. in that same 2-month period to take and retain the higher sablefish limit in the south.
05/01/00	Limited Entry and Open Access Non-Trawl fisheries: north of 36°N lat., the 2-month cumulative trip limit for sablefish is increased from 2,100 lb to 2,400 lb. The 300 lb daily trip limit remains in effect.
07/17/00	Limited Entry and Open Access Non-Trawl Fisheries north of 36°N lat.: 2-month cumulative trip limit for sablefish is increased from 2,400 lb to 3,300 lb. The 300 lb daily trip limit remains in effect. Details for the limited entry, primary fixed gear sablefish fishery will be announced via a separate public notice, to follow immediately.
10/02/00	Limited entry trawl fishery, the 2-month cumulative trip limit is increased from 10,000 to 12,000 lb for the September to October period beginning October 2, 2000, and then changes to a 1-month limit of 6,000 lb for the November and December periods. The per-trip limit of 500 lb for sablefish smaller that 22 inches is removed for the remainder of the year. Limited entry fixed gear daily trip limit fishery north of 36°N lat., the 2-month cumulative trip limit increases from 3,300 lb to 8,000 lb, beginning October 2, 2000, and continuing through the end of the year. The daily trip limit is increased to either: (1) 400 lb per day, or (2) one landing of sablefish per week above 400 lb, but not to exceed 1,000 lb. A vessel may not use both options in one week. A week is seven days, Sunday through Saturday. Open access, daily trip limit fisheries, the 2-month cumulative limit is removed, beginning October 2, 2000. The daily trip limit is increased to either: (1) 300 lb per day or (2) one landing of sablefish per week above 300 lb, but not to exceed 1,200 lb. A vessel may not use both options in one week. A week is seven days, Sunday through Saturday.
01/01/01	The size limit for trawlers and limited entry, fixed-gear regular and mop-up sablefish fisheries has been eliminated. DTS complex. For 2001, differential trip limits are introduced for the

	DTS complex: (Dover sole, shortspine thornyhead, longspine thornyhead, sablefish) north and south of the management line at 40°10'N. lat. Vessels operating in the limited entry trawl fishery are subject to crossover provisions when making landings that include any one of the four species in the DTS complex. [Example: The January-February cumulative limit for Dover sole north of 40°10'N. lat. is 65,000 lb (29,484 kg) and the cumulative limit for sablefish in that same period and area is 5,000 lb (2,268 kg), while the cumulative limits south of 40°10'N. lat. are 35,000 lb (15,876 kg) for Dover sole and 8,000 lb (3,629 kg) for sablefish. Under the crossover provisions, a vessel may not take and retain Dover sole north of 40°10'N. lat. and then travel south of 40°10'N. lat. in that same 2-month period to take and retain the higher sablefish limit in the south.]. The limited entry sablefish allocation is further allocated 58% to trawl gear and 42% to nontrawl gear. Nontrawl trip and size limits: To take, retain, possess, or land sablefish during the regular, or mop-up season for the nontrawl limited entry sablefish fishery, the owner of a vessel must hold a limited entry permit for that vessel, affixed with both a gear endorsement for longline or trap (or pot) gear, and a sablefish endorsement. See 50 CFR 663.23(a)(2)(i). A sablefish endorsement is not required to participate in the limited entry daily trip limit fishery.
10/01/01	Taking and retaining, possessing or landing was prohibited by limited entry trawl for the DTS complex coast-wide
2001 final	The fishery was closed during October-November and there was a 1,000-pound per trip limit during December. In the northern area the limits for sablefish taken by limited-entry trawl gear were set at 300 daily and 2,700 pounds bimonthly for January-June, 300 daily, 900 weekly and 3,600 pounds bimonthly for July-August, and 300 daily, 900 weekly, and 1,800 pounds bimonthly for September-December. In the southern area the limits for sablefish taken by limited-entry trawl gear were set at 350 daily and 1,050 pounds weekly for January-December. In the northern area the limits for sablefish taken by the open access fishery were set at 300 daily and 2,700 pounds bimonthly for January-June, 300 daily, 800 weekly, and 4,800 pounds bimonthly for July-August, and 300 daily, 800 weekly, and 2,400 pounds bimonthly for September-December. In the southern area the limits for sablefish taken by the open access fishery were set at 350 pounds daily for January-December.
2002 final	In the northern area the limits for sablefish taken by large-footrope trawls were 6,000 pounds bimonthly for January-April, 3,500 pounds bimonthly for May-June, 3,000 pound bimonthly for July-August, 3,500 pounds bimonthly for September-October, and 2,600 pounds bimonthly for November-December. In the southern area the limits for sablefish taken were 4,500 pounds bimonthly for January-December. In the northern area the limits for sablefish taken by limited-entry trawl gear were set at 300 daily, 800 weekly, and 2,400 pounds bimonthly for January-September, and 300 daily, 900 weekly and 2,700 pounds for October and bimonthly for November-December. In the southern area the limits for sablefish taken by limited-entry trawl gear were set at 350 daily and 1,050 pounds weekly for January-April, and 300 daily and 900 pounds weekly for May-December. In the northern area the limits for sablefish taken by the open access fishery were set at 300 daily, 800 weekly, and 2,400 pounds bimonthly for January-September, and 300 daily, 900 weekly, and 2,700 pounds for October and bimonthly for November-December. In the southern area the limits for sablefish taken by the open access fishery were set at 350 daily and 1,050 pounds weekly for January-April, and 300 daily and 900 pounds weekly for May-December.
2003 final	In the northern area the limits for sablefish taken by large-footrope trawls were 6,000 pounds bimonthly for January-April, 10,000 pounds bimonthly for May-June, 9,000 pounds bimonthly for July-October, and 7,000 pounds bimonthly for November-December. The limits for sablefish taken by small-footrope trawls and selective gear were 6,000 pounds bimonthly for January-April, 3,000 pounds bimonthly for May-October, and 7,000 pounds bimonthly for November-December. In the southern area the limits for sablefish taken were 6,000 pounds bimonthly for January-April, 10,000 May-June, 9,000 pounds bimonthly for July-October, and 7,000 pounds bimonthly for November-December. In the northern area the limits for sablefish taken by limited-entry trawl gear were set at 300 daily, 800 weekly, and 3,200 pounds bimonthly for January-October, and 300 daily, 900 weekly and 3,600 pounds bimonthly for November-December. In the southern area the limits for sablefish taken by

	limited-entry trawl gear were set at 350 daily and 1,050 pounds weekly for January-December. In the northern area the limits for sablefish taken by the open access fishery were set at 300 daily, 800 weekly, and 3,200 pounds bimonthly for January-October, and 300 daily, 900 weekly, and 3,600 pounds for November-December. In the southern area the limits for sablefish taken by the open access fishery were set at 350 daily and 1,050 pounds weekly for January-December.
2004 final	In the northern area the limits for sablefish taken by large-footrope trawls were 9,300 pounds bimonthly for January-April, 16,000 pounds bimonthly for May-August, and 17,000 pounds bimonthly for September-December. The limits for sablefish taken by small-footrope trawls and selective gear were 2,000 pounds bimonthly for January-April, 10,000 pounds bimonthly for May-August, and 17,000 pounds bimonthly for September-December. In the southern area the limits for sablefish taken were 11,250 pounds bimonthly for January-April, 14,500 pounds bimonthly for May-June, 13,000 pounds bimonthly for July-August, and 17,000 pounds bimonthly for September-December. In the northern area the limits for sablefish taken by limited-entry trawl gear were set at 300 daily, 900 weekly, and 3,600 pounds bimonthly for January-December. In the southern area the limits for sablefish taken by limited-entry trawl gear were set at 350 daily and 1,050 pounds weekly for January-December. In the northern area the limits for sablefish taken by the open access fishery were set at 300 daily, 900 weekly, and 3,600 pounds bimonthly for January-December. In the southern area the limits for sablefish taken by the open access fishery were set at 350 daily and 1,050 pounds weekly for January-December.
03/11/05	The sablefish tier 1 limit was reduced from 64,100 pounds to 64,000 pounds
06/17/05	Increased limited entry trawl trip limits for longspine and shortspine thornyheads, sablefish, and slope rockfish.
09/23/05	Increase the trawl RCA to 0-250 fm north of 36°N lat. and 50-250 fm south of 36°N lat. with changes in Dover sole, thornyhead, and sablefish limited entry trawl trip limits to respond to conservation concerns for petrale sole and canary rockfish. Increase the trawl RCA to 0-250 fm north of 36°N lat. and 50-250 fm south of 36° N lat. with changes in Dover sole, thornyhead, and sablefish limited entry trawl trip limits to respond to conservation concerns for petrale sole and canary rockfish.
2005 final	In the northern area the limits for sablefish taken by large-footrope trawls were 9,500 pounds bimonthly for January-April, 17,000 pounds bimonthly for May-June, 18,000 pounds bimonthly for July-October, and 11,000 pounds bimonthly for November-December. The limits for sablefish taken by small-footrope trawls and selective gear were 1,500 pounds bimonthly for January-February, 10,000 pounds bimonthly for March-June, 15,000 pounds bimonthly for July-October, and 11,000 pounds bimonthly for November-December. In the southern area the limits for sablefish taken were 14,000 pounds bimonthly for January-June, 16,000 pounds bimonthly for July-October, and 9,000 pounds bimonthly for November-December. In the northern area the limits for sablefish taken by limited-entry trawl gear were set at 300 daily, 900 weekly, and 3,600 pounds bimonthly for January-August and monthly for September, and 500 daily, 1,500 weekly and 9,000 pounds October and bimonthly for November-December. In the southern area the limits for sablefish taken by limited-entry trawl gear were set at 350 daily and 1,050 pounds weekly for January-December. In the northern area the limits for sablefish taken by the open access fishery were set at 300 daily, 900 weekly, and 3,600 pounds bimonthly for January-August and monthly for September, and 500 daily, 1,500 weekly, and 9,000 pounds for October and bimonthly November-December. In the southern area the limits for sablefish taken by the open access fishery were set at 350 daily and 1,050 pounds weekly for January-December.
09/19/06	Close the open access daily trip limit fishery north of 36°N lat. for sablefish on October 1.
2006 final	In the northern area the limits for sablefish taken by large-footrope trawls were 7,000 pounds monthly for January-February, 14,000 pounds bimonthly for March-April, and 20,000 pounds bimonthly for May-December. The limits for sablefish taken by small-footrope trawls and selective gear were 2,500 pounds monthly for January-February, 7,000 pounds bimonthly for March-April, 13,500 pounds bimonthly for May-August, 7,000 pounds bimonthly for September-October, and 5,000 pounds bimonthly for November-December. In the southern

	area the limits for sablefish taken were 8,500 pounds monthly for January-February, 17,000 pounds bimonthly for March-October, and 20,000 pounds bimonthly for November-December. In the northern area the limits for sablefish taken by limited-entry trawl gear were set at 300 daily, 1,000 weekly, and 5,000 pounds bimonthly for January-December. In the southern area the limits for sablefish taken by limited-entry trawl gear were set at 350 daily and 1,050 pounds weekly for January-August, 350 daily and 1,050 pounds weekly for September, 500 daily and 1,050 pounds weekly for October, 500 daily and 1,050 pounds weekly for November, and 300 daily, 1,050 weekly and 3,000 pounds for December. In the northern area the limits for sablefish taken by the open access fishery were set at 300 daily, 1,000 weekly, and 5,000 pounds bimonthly for January-April, 300 daily, 1,000 weekly and 3,000 pounds bimonthly for May-August and for the month of September, and was closed from October-December. In the southern area the limits for sablefish taken by the open access fishery were set at 350 daily and 1,050 pounds weekly for January-August, 350 daily and 1,050 pounds weekly for September, 500 daily and 1,050 pounds weekly for October-November, and 300 daily, 1,050 weekly, and 3,000 pounds for December.
11/16/07	The Council adopted the following exempted fishing permits (EFP) and bycatch caps for 2008: 50 mt (20 mt before July 1 and 30 mt after July 1) for The Nature Conservancy and Environmental Defense.
2007 final	In the northern area the limits for sablefish taken by large-footrope trawls were 13,000 pounds bimonthly for January-April, 15,000 pounds bimonthly for May-August, 22,000 pounds bimonthly for September-October, and 30,000 pounds bimonthly for November-December. The limits for sablefish taken by small-footrope trawls and selective gear were 5,000 pounds bimonthly for January-February, 8,000 pounds bimonthly for March-April, and 5,000 pounds bimonthly for May-December. In the southern area the limits for sablefish taken were 14,000 pounds bimonthly for January-August, 22,000 pounds bimonthly for September-October, and 30,000 pounds bimonthly for November-December. In the northern area the limits for sablefish taken by limited-entry trawl gear were set at 300 daily, 1,000 weekly, and 5,000 pounds bimonthly for January-December. In the southern area the limits for sablefish taken by limited-entry trawl gear were set at 350 daily and 1,050 pounds weekly for January-December. In the northern area the limits for sablefish taken by the open access fishery were set at 300 daily, 700 weekly, and 2,100 pounds bimonthly for January-December. In the southern area the limits for sablefish taken by the open access fishery were set at 300 daily and 700 pounds weekly for January-July, and 350 daily and 1,050 pounds weekly for August-December.
09/22/08	The Council adopted a 165 mt sablefish cap for this EFP next year.
2008 final	In the northern area the limits for sablefish taken by large-footrope trawls were 14,000 pounds bimonthly for January-April, 19,000 pounds bimonthly for May-June, 24,000 pounds bimonthly for September-October, and 19,000 pounds bimonthly for November-December. The limits for sablefish taken by small-footrope trawls and selective gear were 5,000 pounds bimonthly for January-June and 7,000 pounds bimonthly for July-December. In the southern area the limits for sablefish taken were 14,000 pounds bimonthly for January-April, 19,000 pounds bimonthly for May-June, 24,000 pounds bimonthly for September-October, and 19,000 pounds bimonthly for November-December. In the northern area the limits for sablefish taken by limited-entry trawl gear were set at 300 daily, 1,000 weekly, and 5,000 pounds bimonthly for January-June, 500 daily, 1,000 weekly, and 5,000 pounds bimonthly for July-October, and 500 daily, 1,000 weekly, and 6,500 pounds bimonthly for November-December. In the southern area the limits for sablefish taken by limited-entry trawl gear were set at 350 daily and 1,050 pounds weekly for January-December. In the northern area the limits for sablefish taken by the open access fishery were set at 300 daily, 800 weekly, and 2,400 pounds bimonthly for January-April, 300 daily, 800 weekly, and 2,200 pounds bimonthly for May-December. In the southern area the limits for sablefish taken by the open access fishery were set at 300 daily and 700 pounds weekly for January-July, 300 daily, 700 weekly, and 1,000 pounds for August, and 300 daily, 700 weekly, 2,100 pounds bimonthly for August-December.
2009 final	In the northern area the limits for sablefish taken by large-footrope trawls were 18,000 pounds bimonthly for January-April, 22,000 pounds bimonthly for May-October, and 18,000 pounds

	bimonthly for November-December. The limits for sablefish taken by small-footrope trawls and selective gear were 5,000 pounds bimonthly for January-February, 7,500 pounds bimonthly for March-October, and 5,000 pounds bimonthly for November-December. In the southern area the limits for sablefish taken were 20,000 pounds bimonthly for January-December. In the northern area the limits for sablefish taken by limited-entry trawl gear were set at 300 daily, 1,000 weekly, and 5,000 pounds bimonthly for January-April, 500 daily, 1,500 weekly, and 5,500 pounds bimonthly for May-June, and 500 daily, 1,000 weekly, and 6,000 pounds bimonthly for July-August, 2,000 weekly and 7,000 pounds bimonthly for September-December. In the southern area the limits for sablefish taken by limited-entry trawl gear were set at 400 daily and 1,500 pounds weekly for January-August and 3,000 pounds weekly for September-December. In the northern area the limits for sablefish taken by the open access fishery were set at 300 daily, 800 weekly, and 2,400 pounds bimonthly for January-June, and 300 daily, 950 weekly, and 2,750 pounds bimonthly for July-December. In the southern area the limits for sablefish taken by the open access fishery were set at 400 daily, 1,500 weekly, and 8,000 pounds bimonthly for January-August, and 400 daily and 2,500 pounds weekly for September-December.
2010 final	In the northern area the limits for sablefish taken by large-footrope trawls were 20,000 pounds bimonthly for January-April, 24,000 pounds bimonthly for May-October, and 20,000 pounds bimonthly for November-December. The limits for sablefish taken by small-footrope trawls and selective gear were 9,000 pounds bimonthly for January-December. In the southern area the limits for sablefish taken were 22,000 pounds bimonthly for January-December. In the northern area the limits for sablefish taken by limited-entry trawl gear were set at 1,750 weekly and 7,000 pounds bimonthly for January-June, 1,500 weekly and 8,500 pounds bimonthly for July-October, 1,750 pounds weekly for November, 2,000 pounds weekly for December, and 8,000 pounds bimonthly for November-December. In the southern area the limits for sablefish taken by limited-entry trawl gear were set at 400 daily and 1,500 pounds weekly for January-August, 3,000 pounds weekly for September, 2,800 pounds weekly for October-November, and 1,800 pounds weekly for December. In the northern area the limits for sablefish taken by the open access fishery were set at 300 daily, 800 weekly, and 2,400 pounds bimonthly for January-June, 300 daily, 950 weekly, and 2,750 pounds bimonthly for July-October, 300 daily and 950 pounds weekly for November, 400 daily and 1,500 pounds weekly for December, and 4,500 pounds bimonthly for November-December. In the southern area the limits for sablefish taken by the open access fishery were set at 400 daily, 1,500 weekly, and 8,000 pounds bimonthly for January-August, 400 daily and 2,500 pounds weekly for September, 800 weekly and 1,600 pounds for October, 800 daily, 800 weekly, and 1,600 pounds for November, and closed for December.

12. Appendix B: Predicted numbers at age by sex

Table A.1. Female numbers at age (1000s) predicted by the base-case model.

Age (yr)	0	1	2	3	4	5	6	7	8	9	10-19	20 -29	30- 39	40 -49	50 +
1900	10,583	9,824	9,092	8,414	7,786	7,204	6,666	6,167	5,705	5,278	35,188	15,993	7,230	3,260	2,671
1901	10,552	9,770	9,070	8,393	7,766	7,186	6,649	6,152	5,693	5,266	35,131	15,981	7,227	3,259	2,671
1902	10,520	9,742	9,019	8,372	7,746	7,167	6,632	6,136	5,678	5,254	35,067	15,967	7,224	3,259	2,671
1903	10,485	9,711	8,993	8,325	7,726	7,148	6,613	6,119	5,663	5,240	34,996	15,952	7,220	3,258	2,670
1904	10,448	9,679	8,965	8,299	7,682	7,128	6,595	6,102	5,647	5,226	34,919	15,936	7,216	3,257	2,669
1905	10,410	9,645	8,934	8,273	7,657	7,086	6,575	6,084	5,630	5,210	34,834	15,917	7,212	3,255	2,669
1906	10,368	9,610	8,903	8,245	7,633	7,065	6,537	6,066	5,613	5,195	34,746	15,898	7,207	3,254	2,668
1907	10,328	9,571	8,871	8,217	7,608	7,043	6,518	6,032	5,598	5,180	34,656	15,878	7,202	3,253	2,667
1908	10,283	9,534	8,835	8,187	7,583	7,020	6,498	6,014	5,566	5,166	34,566	15,856	7,197	3,251	2,667
1909	10,241	9,493	8,801	8,155	7,556	6,997	6,478	5,997	5,550	5,137	34,476	15,833	7,192	3,250	2,666
1910	10,191	9,453	8,763	8,123	7,524	6,971	6,455	5,977	5,533	5,122	34,367	15,806	7,186	3,249	2,665
1911	10,144	9,407	8,726	8,086	7,493	6,940	6,429	5,954	5,514	5,105	34,253	15,776	7,180	3,247	2,664
1912	10,091	9,364	8,683	8,051	7,458	6,910	6,400	5,929	5,492	5,086	34,133	15,743	7,172	3,245	2,663
1913	10,041	9,315	8,642	8,010	7,425	6,876	6,370	5,900	5,467	5,065	34,007	15,708	7,164	3,243	2,662
1914	9,985	9,268	8,596	7,972	7,386	6,844	6,337	5,872	5,440	5,042	33,873	15,670	7,155	3,240	2,661
1915	9,930	9,217	8,553	7,929	7,349	6,806	6,306	5,840	5,413	5,016	33,730	15,629	7,145	3,237	2,659
1916	9,868	9,165	8,505	7,887	7,308	6,771	6,270	5,810	5,382	4,990	33,575	15,586	7,135	3,234	2,658
1917	9,801	9,104	8,448	7,824	7,242	6,700	6,205	5,749	5,333	4,945	33,323	15,525	7,116	3,228	2,653
1918	9,728	9,032	8,380	7,750	7,156	6,612	6,114	5,667	5,260	4,886	32,988	15,448	7,090	3,218	2,646
1919	9,649	8,962	8,307	7,670	7,061	6,499	5,998	5,554	5,162	4,801	32,535	15,353	7,056	3,205	2,637
1920	9,577	8,899	8,260	7,640	7,041	6,475	5,958	5,502	5,100	4,744	32,242	15,282	7,035	3,198	2,632
1921	9,505	8,831	8,202	7,600	7,021	6,468	5,948	5,476	5,061	4,693	31,970	15,215	7,015	3,193	2,629
1922	9,428	8,760	8,133	7,536	6,969	6,433	5,926	5,455	5,027	4,650	31,641	15,138	6,991	3,185	2,624
1923	9,353	8,697	8,078	7,491	6,934	6,410	5,917	5,453	5,022	4,630	31,375	15,067	6,971	3,180	2,621
1924	9,270	8,621	8,010	7,419	6,864	6,345	5,864	5,417	4,999	4,609	31,044	14,967	6,944	3,171	2,615
1925	9,188	8,541	7,937	7,353	6,794	6,279	5,804	5,369	4,966	4,588	30,751	14,847	6,915	3,161	2,609
1926	9,100	8,465	7,862	7,282	6,727	6,207	5,735	5,306	4,916	4,553	30,464	14,711	6,883	3,151	2,602
1927	9,015	8,390	7,798	7,224	6,676	6,159	5,681	5,253	4,866	4,513	30,215	14,584	6,854	3,142	2,596
1928	8,922	8,303	7,720	7,149	6,603	6,092	5,620	5,189	4,806	4,459	29,912	14,450	6,819	3,130	2,589
1929	8,829	8,217	7,641	7,081	6,541	6,035	5,569	5,142	4,756	4,409	29,630	14,321	6,786	3,119	2,582
1930	8,733	8,127	7,558	7,002	6,471	5,972	5,512	5,092	4,710	4,361	29,337	14,184	6,748	3,106	2,574
1931	8,634	8,038	7,473	6,921	6,391	5,898	5,443	5,031	4,657	4,313	29,020	14,031	6,707	3,092	2,566
1932	8,540	7,956	7,403	6,866	6,348	5,858	5,408	4,995	4,621	4,281	28,804	13,884	6,673	3,082	2,561
1933	8,440	7,868	7,326	6,798	6,293	5,813	5,365	4,957	4,584	4,245	28,577	13,731	6,636	3,070	2,555
1934	8,337	7,776	7,244	6,727	6,230	5,763	5,324	4,919	4,550	4,211	28,354	13,586	6,593	3,059	2,548
1935	8,230	7,674	7,150	6,635	6,142	5,682	5,257	4,863	4,501	4,169	28,068	13,445	6,536	3,044	2,540
1936	8,117	7,567	7,048	6,533	6,038	5,582	5,165	4,786	4,439	4,115	27,727	13,306	6,468	3,026	2,529
1937	8,007	7,478	6,965	6,463	5,973	5,511	5,092	4,717	4,379	4,067	27,426	13,183	6,408	3,011	2,521
1938	7,897	7,379	6,884	6,390	5,912	5,452	5,028	4,651	4,316	4,012	27,122	13,060	6,350	2,997	2,513
1939	7,791	7,278	6,794	6,318	5,848	5,402	4,980	4,596	4,258	3,956	26,825	12,937	6,293	2,982	2,505
1940	7,693	7,179	6,698	6,228	5,772	5,330	4,921	4,541	4,200	3,897	26,480	12,812	6,231	2,964	2,495
1941	7,607	7,091	6,612	6,152	5,706	5,281	4,876	4,504	4,163	3,854	26,186	12,700	6,169	2,949	2,488
1942	7,526	7,011	6,529	6,069	5,632	5,217	4,826	4,460	4,127	3,818	25,886	12,586	6,101	2,932	2,479
1943	7,441	6,921	6,423	5,955	5,517	5,112	4,735	4,388	4,065	3,769	25,513	12,450	6,023	2,911	2,467
1944	7,351	6,822	6,309	5,819	5,379	4,985	4,626	4,297	3,995	3,708	25,126	12,299	5,942	2,883	2,452
1945	7,265	6,729	6,202	5,695	5,240	4,850	4,506	4,196	3,910	3,642	24,729	12,141	5,866	2,852	2,436
1946	7,191	6,643	6,107	5,584	5,113	4,709	4,371	4,076	3,809	3,558	24,292	11,972	5,792	2,816	2,418
1947	7,149	6,596	6,057	5,529	5,033	4,600	4,239	3,946	3,694	3,462	23,806	11,807	5,722	2,781	2,401
1948	7,151	6,582	6,066	5,546	5,045	4,583	4,188	3,865	3,606	3,380	23,426	11,673	5,665	2,754	2,390
1949	7,184	6,574	6,042	5,535	5,039	4,575	4,157	3,806	3,522	3,292	22,983	11,524	5,603	2,725	2,376
1950	7,262	6,607	6,038	5,520	5,037	4,578	4,157	3,784	3,473	3,219	22,547	11,371	5,544	2,696	2,363
1951	7,401	6,677	6,068	5,517	5,026	4,581	4,166	3,790	3,457	3,178	22,126	11,217	5,488	2,666	2,349
1952	7,601	6,781	6,108	5,503	4,974	4,527	4,132	3,769	3,441	3,146	21,635	11,036	5,421	2,628	2,331
1953	7,901	6,986	6,226	5,579	5,008	4,524	4,120	3,768	3,444	3,149	21,280	10,877	5,364	2,595	2,317
1954	8,319	7,269	6,422	5,699	5,091	4,567	4,127	3,764	3,448	3,156	21,000	10,723	5,309	2,565	2,303
1955	8,852	7,641	6,670	5,856	5,175	4,619	4,146	3,754	3,433	3,151	20,720	10,558	5,247	2,535	2,285

Table A.1. Continued. Female numbers at age (1000s) predicted by the base-case model.

Age (yr)	0	1	2	3	4	5	6	7	8	9	10-19	20 -29	30- 39	40 -49	50 +
1956	9,532	8,135	7,014	6,087	5,324	4,699	4,197	3,774	3,426	3,138	20,486	10,396	5,185	2,509	2,267
1957	10,360	8,707	7,424	6,338	5,471	4,790	4,243	3,803	3,432	3,122	20,236	10,209	5,112	2,477	2,244
1958	11,349	9,517	7,987	6,766	5,750	4,955	4,341	3,853	3,463	3,132	20,043	10,031	5,048	2,450	2,224
1959	12,497	10,440	8,749	7,314	6,180	5,249	4,527	3,972	3,531	3,177	19,994	9,860	4,990	2,426	2,209
1960	13,744	11,485	9,585	7,989	6,653	5,617	4,774	4,125	3,627	3,229	19,974	9,676	4,924	2,401	2,191
1961	15,030	12,618	10,530	8,729	7,240	6,022	5,088	4,335	3,756	3,309	19,987	9,483	4,852	2,374	2,170
1962	16,313	13,830	11,601	9,642	7,970	6,606	5,497	4,651	3,969	3,443	20,166	9,315	4,788	2,352	2,151
1963	17,623	14,969	12,682	10,574	8,757	7,239	6,010	5,012	4,250	3,632	20,432	9,156	4,717	2,326	2,130
1964	18,927	16,217	13,766	11,619	9,665	8,000	6,617	5,501	4,594	3,900	20,895	9,029	4,652	2,303	2,112
1965	13,543	17,411	14,908	12,605	10,613	8,824	7,309	6,055	5,041	4,215	21,559	8,921	4,587	2,280	2,094
1966	13,898	12,462	16,013	13,663	11,527	9,702	8,073	6,696	5,554	4,628	22,472	8,834	4,523	2,256	2,078
1967	14,377	12,789	11,463	14,682	12,503	10,549	8,886	7,403	6,147	5,103	23,707	8,761	4,459	2,233	2,062
1968	17,035	13,199	11,727	10,441	13,311	11,322	9,561	8,073	6,744	5,611	25,135	8,687	4,381	2,204	2,041
1969	21,010	15,667	12,130	10,732	9,528	12,142	10,336	8,741	7,393	6,183	27,000	8,654	4,305	2,179	2,024
1970	18,539	19,270	14,346	11,018	9,692	8,590	10,955	9,351	7,936	6,728	29,027	8,633	4,217	2,146	2,001
1971	14,975	16,979	17,642	13,038	9,970	8,771	7,789	9,961	8,526	7,248	31,456	8,654	4,132	2,115	1,980
1972	10,988	13,729	15,568	16,080	11,842	9,057	7,979	7,101	9,104	7,804	34,177	8,723	4,054	2,084	1,960
1973	10,837	10,044	12,546	14,093	14,471	10,648	8,156	7,210	6,443	8,280	36,921	8,823	3,975	2,048	1,935
1974	9,639	9,892	9,178	11,368	12,715	13,065	9,636	7,407	6,570	5,881	39,926	8,992	3,908	2,013	1,911
1975	16,727	8,730	9,044	8,322	10,240	11,378	11,634	8,614	6,671	5,945	40,069	9,203	3,832	1,970	1,879
1976	27,232	14,844	7,966	8,174	7,445	8,993	9,815	10,095	7,597	5,943	39,628	9,411	3,730	1,910	1,830
1977	7,316	23,172	13,522	7,182	7,244	6,301	7,247	7,987	8,513	6,549	38,077	9,541	3,565	1,814	1,747
1978	3,950	6,588	21,153	12,227	6,444	6,442	5,562	6,428	7,153	7,670	38,587	10,037	3,505	1,768	1,713
1979	21,676	3,515	5,996	19,026	10,881	5,649	5,570	4,840	5,677	6,376	39,536	10,596	3,437	1,710	1,669
1980	11,391	18,615	3,168	5,293	16,437	9,071	4,554	4,547	4,078	4,879	37,875	11,064	3,323	1,623	1,596
1981	14,272	10,257	16,946	2,850	4,722	14,569	8,005	4,041	4,072	3,673	36,412	11,892	3,304	1,578	1,563
1982	9,188	12,759	9,299	15,131	2,518	4,136	12,691	7,023	3,588	3,642	33,671	12,738	3,290	1,529	1,525
1983	3,376	7,967	11,375	8,065	12,888	2,117	3,446	10,720	6,062	3,137	30,548	13,439	3,253	1,466	1,468
1984	10,047	2,953	7,166	10,025	7,005	11,031	1,790	2,945	9,340	5,343	27,509	14,125	3,251	1,413	1,419
1985	16,192	8,818	2,646	6,273	8,651	5,995	9,393	1,541	2,579	8,260	27,624	13,953	3,285	1,368	1,374
1986	12,417	14,268	7,900	2,312	5,392	7,364	5,079	8,049	1,343	2,271	30,196	13,752	3,347	1,326	1,330
1987	8,769	10,986	12,778	6,894	1,984	4,589	6,252	4,361	7,021	1,183	27,171	13,516	3,451	1,289	1,288
1988	7,637	7,781	9,830	11,128	5,900	1,687	3,903	5,377	3,806	6,185	23,294	13,494	3,599	1,257	1,248
1989	13,611	6,799	6,999	8,648	9,646	5,077	1,448	3,382	4,724	3,372	24,094	13,768	3,798	1,232	1,211
1990	14,688	12,114	6,115	6,158	7,503	8,319	4,372	1,259	2,979	4,194	22,749	13,582	4,038	1,213	1,175
1991	4,972	13,139	10,919	5,403	5,374	6,521	7,230	3,832	1,116	2,658	22,746	12,986	4,325	1,202	1,142
1992	5,160	4,462	11,831	9,619	4,693	4,651	5,653	6,323	3,388	993	21,683	12,014	4,634	1,197	1,111
1993	3,094	4,629	4,013	10,403	8,343	4,063	4,040	4,956	5,599	3,019	19,309	11,069	4,955	1,199	1,082
1994	7,797	2,781	4,175	3,548	9,089	7,278	3,554	3,563	4,411	5,012	19,221	10,065	5,266	1,212	1,056
1995	10,850	7,012	2,516	3,712	3,119	7,951	6,361	3,129	3,168	3,946	20,261	10,106	5,248	1,235	1,031
1996	925	9,756	6,328	2,225	3,240	2,710	6,913	5,575	2,771	2,824	19,261	11,030	5,214	1,269	1,007
1997	1,389	831	8,772	5,557	1,925	2,793	2,342	6,029	4,916	2,461	19,049	10,065	5,154	1,316	983
1998	3,792	1,249	748	7,712	4,810	1,659	2,411	2,040	5,309	4,361	18,841	8,771	5,171	1,379	960
1999	17,482	3,443	1,136	671	6,864	4,270	1,473	2,152	1,833	4,791	19,084	9,096	5,327	1,469	945
2000	11,620	15,717	3,104	1,003	584	5,944	3,700	1,287	1,901	1,630	20,318	8,612	5,270	1,567	927
2001	7,786	10,449	14,183	2,744	874	506	5,145	3,229	1,136	1,690	18,304	8,595	5,040	1,679	910
2002	3,280	7,017	9,446	12,583	2,403	761	441	4,516	2,862	1,014	17,102	8,249	4,670	1,802	897
2003	1,411	2,983	6,399	8,517	11,250	2,139	676	393	4,057	2,583	16,119	7,444	4,330	1,938	892
2004	2,348	1,295	2,715	5,769	7,614	9,974	1,886	595	346	3,560	15,905	7,391	3,945	2,064	889
2005	268	2,154	1,178	2,444	5,147	6,734	8,773	1,655	522	302	15,886	7,713	3,967	2,060	890
2006	965	245	1,957	1,058	2,174	4,534	5,896	7,662	1,443	453	13,262	7,307	4,336	2,050	895
2007	603	884	223	1,756	940	1,912	3,961	5,137	6,664	1,252	11,424	7,280	3,964	2,030	905
2008	13,494	552	802	200	1,564	829	1,678	3,469	4,494	5,823	10,652	7,281	3,465	2,043	924
2009	759	12,344	499	716	177	1,364	719	1,451	2,997	3,878	13,229	7,262	3,572	2,092	948
2010	10,367	692	11,078	440	621	151	1,155	606	1,220	2,514	13,318	7,688	3,364	2,059	974
2011	8,361	9,457	622	9,755	381	529	127	971	508	1,018	13,143	6,952	3,338	1,957	1,005

Table A.2. Male numbers at age (1000s) predicted by the base-case model.

Age (yr)	0	1	2	3	4	5	6	7	8	9	10-19	20 -29	30- 39	40 -49	50 +
1900	10,583	9,973	9,369	8,800	8,266	7,764	7,292	6,849	6,431	6,039	43,341	22,879	12,013	6,291	6,899
1901	10,552	9,918	9,346	8,779	8,246	7,745	7,275	6,833	6,418	6,027	43,275	22,862	12,009	6,290	6,898
1902	10,520	9,889	9,294	8,757	8,225	7,726	7,257	6,816	6,403	6,014	43,204	22,844	12,004	6,289	6,898
1903	10,485	9,858	9,266	8,708	8,204	7,706	7,238	6,799	6,387	5,999	43,127	22,824	11,999	6,288	6,897
1904	10,448	9,825	9,237	8,681	8,158	7,685	7,219	6,781	6,370	5,984	43,044	22,803	11,993	6,286	6,896
1905	10,410	9,791	9,206	8,654	8,132	7,641	7,199	6,763	6,353	5,969	42,955	22,779	11,987	6,284	6,895
1906	10,368	9,755	9,174	8,625	8,107	7,618	7,158	6,744	6,336	5,953	42,862	22,755	11,981	6,283	6,894
1907	10,328	9,716	9,141	8,595	8,080	7,594	7,136	6,706	6,319	5,937	42,765	22,728	11,974	6,281	6,893
1908	10,283	9,678	9,104	8,564	8,052	7,569	7,114	6,686	6,283	5,921	42,664	22,700	11,966	6,279	6,892
1909	10,241	9,636	9,069	8,530	8,023	7,544	7,091	6,666	6,265	5,887	42,561	22,669	11,958	6,277	6,891
1910	10,191	9,596	9,029	8,496	7,991	7,516	7,067	6,643	6,245	5,870	42,437	22,635	11,950	6,274	6,890
1911	10,144	9,549	8,991	8,459	7,958	7,484	7,039	6,620	6,224	5,851	42,309	22,599	11,940	6,272	6,888
1912	10,091	9,505	8,947	8,422	7,922	7,452	7,009	6,593	6,201	5,831	42,176	22,560	11,930	6,269	6,887
1913	10,041	9,455	8,905	8,380	7,886	7,417	6,978	6,564	6,176	5,809	42,038	22,518	11,919	6,266	6,885
1914	9,985	9,408	8,858	8,340	7,846	7,383	6,944	6,534	6,148	5,785	41,893	22,473	11,907	6,263	6,883
1915	9,930	9,356	8,813	8,295	7,807	7,344	6,911	6,502	6,120	5,758	41,740	22,425	11,894	6,259	6,882
1916	9,868	9,303	8,764	8,252	7,764	7,307	6,874	6,470	6,089	5,732	41,579	22,375	11,880	6,255	6,879
1917	9,801	9,241	8,707	8,190	7,703	7,245	6,820	6,420	6,048	5,695	41,375	22,314	11,861	6,249	6,875
1918	9,728	9,168	8,637	8,117	7,622	7,166	6,743	6,355	5,991	5,649	41,120	22,241	11,835	6,239	6,867
1919	9,649	9,097	8,563	8,038	7,535	7,068	6,649	6,267	5,919	5,588	40,815	22,160	11,806	6,228	6,858
1920	9,577	9,033	8,512	8,000	7,501	7,030	6,596	6,210	5,858	5,536	40,564	22,083	11,782	6,220	6,853
1921	9,505	8,964	8,452	7,954	7,469	7,004	6,566	6,165	5,808	5,481	40,298	22,004	11,757	6,212	6,847
1922	9,428	8,892	8,382	7,889	7,415	6,962	6,532	6,129	5,761	5,430	39,989	21,917	11,728	6,202	6,840
1923	9,353	8,828	8,324	7,839	7,373	6,930	6,509	6,110	5,736	5,392	39,699	21,835	11,703	6,195	6,835
1924	9,270	8,751	8,255	7,768	7,305	6,869	6,459	6,072	5,706	5,361	39,370	21,738	11,671	6,184	6,828
1925	9,188	8,670	8,180	7,699	7,234	6,802	6,399	6,024	5,670	5,332	39,048	21,627	11,637	6,172	6,820
1926	9,100	8,593	8,104	7,626	7,166	6,731	6,333	5,965	5,623	5,297	38,733	21,507	11,601	6,160	6,811
1927	9,015	8,516	8,037	7,564	7,109	6,678	6,275	5,910	5,572	5,256	38,441	21,389	11,567	6,149	6,804
1928	8,922	8,428	7,957	7,487	7,034	6,609	6,213	5,846	5,513	5,204	38,117	21,260	11,527	6,134	6,794
1929	8,829	8,341	7,875	7,415	6,967	6,545	6,154	5,792	5,457	5,150	37,791	21,126	11,486	6,119	6,783
1930	8,733	8,250	7,790	7,333	6,892	6,475	6,089	5,734	5,404	5,095	37,451	20,981	11,437	6,103	6,772
1931	8,634	8,159	7,702	7,249	6,810	6,400	6,019	5,669	5,346	5,044	37,099	20,823	11,386	6,085	6,759
1932	8,540	8,076	7,629	7,189	6,758	6,349	5,970	5,620	5,297	4,998	36,797	20,661	11,341	6,070	6,750
1933	8,440	7,987	7,550	7,117	6,697	6,296	5,919	5,571	5,249	4,951	36,491	20,489	11,293	6,053	6,741
1934	8,337	7,893	7,466	7,042	6,630	6,239	5,869	5,523	5,204	4,906	36,182	20,315	11,241	6,036	6,730
1935	8,230	7,790	7,370	6,949	6,542	6,159	5,801	5,465	5,151	4,858	35,836	20,138	11,179	6,016	6,717
1936	8,117	7,681	7,265	6,845	6,438	6,061	5,713	5,392	5,090	4,803	35,454	19,960	11,107	5,992	6,700
1937	8,007	7,591	7,178	6,771	6,368	5,986	5,639	5,322	5,031	4,753	35,107	19,800	11,043	5,972	6,689
1938	7,897	7,490	7,096	6,693	6,302	5,923	5,572	5,255	4,967	4,699	34,762	19,639	10,978	5,953	6,677
1939	7,791	7,388	7,002	6,617	6,231	5,865	5,516	5,194	4,905	4,640	34,416	19,476	10,912	5,933	6,666
1940	7,693	7,287	6,904	6,524	6,153	5,791	5,453	5,136	4,844	4,580	34,047	19,309	10,840	5,910	6,653
1941	7,607	7,198	6,814	6,442	6,080	5,732	5,397	5,087	4,797	4,528	33,693	19,148	10,765	5,887	6,641
1942	7,526	7,116	6,730	6,356	5,999	5,660	5,339	5,032	4,750	4,482	33,331	18,985	10,681	5,864	6,629
1943	7,441	7,026	6,621	6,239	5,882	5,554	5,247	4,960	4,685	4,428	32,923	18,805	10,583	5,834	6,610
1944	7,351	6,925	6,503	6,096	5,736	5,418	5,130	4,861	4,607	4,359	32,470	18,600	10,473	5,796	6,583
1945	7,265	6,830	6,393	5,966	5,586	5,270	4,996	4,747	4,511	4,282	31,986	18,381	10,360	5,752	6,552
1946	7,191	6,744	6,295	5,851	5,453	5,120	4,850	4,615	4,399	4,188	31,469	18,153	10,247	5,703	6,518
1947	7,149	6,695	6,245	5,797	5,375	5,013	4,719	4,485	4,281	4,090	30,960	17,943	10,146	5,660	6,491
1948	7,151	6,682	6,252	5,812	5,384	4,990	4,658	4,392	4,181	3,996	30,502	17,760	10,060	5,625	6,472
1949	7,184	6,673	6,229	5,801	5,378	4,981	4,623	4,325	4,087	3,896	29,982	17,563	9,965	5,584	6,449
1950	7,262	6,706	6,223	5,785	5,374	4,982	4,620	4,297	4,027	3,810	29,447	17,362	9,872	5,543	6,426
1951	7,401	6,778	6,255	5,780	5,361	4,981	4,623	4,295	4,002	3,756	28,903	17,155	9,779	5,499	6,402
1952	7,601	6,883	6,297	5,770	5,312	4,928	4,591	4,276	3,985	3,719	28,308	16,916	9,672	5,443	6,368
1953	7,901	7,091	6,417	5,846	5,344	4,921	4,573	4,269	3,982	3,715	27,818	16,697	9,578	5,392	6,341
1954	8,319	7,379	6,619	5,969	5,427	4,962	4,574	4,258	3,980	3,717	27,405	16,484	9,486	5,343	6,317
1955	8,852	7,757	6,875	6,137	5,519	5,019	4,597	4,247	3,962	3,708	27,015	16,259	9,387	5,292	6,286

Table A.2. Continued. Male numbers at age (1000s) predicted by the base-case model.

Age (yr)	0	1	2	3	4	5	6	7	8	9	10-19	20 -29	30- 39	40 -49	50 +
1956	9,532	8,258	7,230	6,379	5,679	5,108	4,653	4,270	3,954	3,692	26,680	16,034	9,287	5,244	6,255
1957	10,360	8,838	7,653	6,645	5,838	5,207	4,702	4,299	3,957	3,670	26,305	15,762	9,165	5,184	6,210
1958	11,349	9,660	8,233	7,093	6,140	5,395	4,820	4,362	3,998	3,685	26,050	15,512	9,064	5,135	6,177
1959	12,497	10,598	9,017	7,661	6,588	5,705	5,018	4,490	4,069	3,732	25,915	15,255	8,967	5,089	6,147
1960	13,744	11,658	9,879	8,369	7,092	6,101	5,291	4,664	4,181	3,794	25,854	14,978	8,862	5,040	6,113
1961	15,030	12,809	10,855	9,149	7,726	6,549	5,643	4,907	4,336	3,893	25,870	14,690	8,751	4,990	6,074
1962	16,313	14,038	11,957	10,100	8,497	7,176	6,090	5,256	4,577	4,047	26,052	14,425	8,645	4,944	6,039
1963	17,623	15,195	13,071	11,078	9,333	7,858	6,651	5,657	4,891	4,264	26,338	14,167	8,529	4,893	5,996
1964	18,927	16,461	14,188	12,168	10,295	8,675	7,313	6,198	5,278	4,568	26,859	13,951	8,421	4,847	5,959
1965	13,543	17,674	15,365	13,200	11,301	9,565	8,070	6,812	5,781	4,927	27,625	13,760	8,311	4,800	5,921
1966	13,898	12,650	16,503	14,306	12,272	10,509	8,905	7,523	6,358	5,400	28,686	13,595	8,202	4,752	5,885
1967	14,377	12,982	11,814	15,370	13,305	11,418	9,789	8,305	7,024	5,940	30,130	13,454	8,088	4,704	5,849
1968	17,035	13,398	12,088	10,941	14,192	12,288	10,565	9,081	7,722	6,540	31,911	13,325	7,957	4,650	5,805
1969	21,010	15,903	12,502	11,241	10,155	13,176	11,424	9,838	8,468	7,207	34,179	13,249	7,825	4,600	5,766
1970	18,539	19,561	14,790	11,552	10,348	9,350	12,158	10,573	9,131	7,874	36,798	13,207	7,676	4,543	5,718
1971	14,975	17,235	18,185	13,666	10,640	9,540	8,641	11,269	9,824	8,496	39,842	13,213	7,523	4,482	5,668
1972	10,988	13,936	16,046	16,846	12,627	9,838	8,839	8,026	10,487	9,152	43,251	13,290	7,379	4,423	5,621
1973	10,837	10,195	12,933	14,777	15,448	11,587	9,054	8,165	7,437	9,737	46,852	13,423	7,236	4,358	5,565
1974	9,639	10,041	9,460	11,916	13,565	14,201	10,685	8,377	7,575	6,911	50,671	13,649	7,107	4,291	5,508
1975	16,727	8,862	9,323	8,724	10,937	12,422	13,003	9,825	7,742	7,022	51,382	13,989	6,987	4,223	5,449
1976	27,232	15,068	8,213	8,573	7,967	9,904	11,190	11,794	8,999	7,131	51,767	14,426	6,864	4,144	5,378
1977	7,316	23,522	13,942	7,538	7,782	7,072	8,641	9,876	10,614	8,192	51,634	14,967	6,722	4,048	5,288
1978	3,950	6,687	21,807	12,825	6,896	7,095	6,442	7,912	9,100	9,817	52,843	15,795	6,635	3,970	5,224
1979	21,676	3,568	6,182	19,965	11,655	6,227	6,388	5,842	7,242	8,375	55,017	16,793	6,557	3,881	5,151
1980	11,391	18,896	3,268	5,569	17,730	10,191	5,398	5,615	5,233	6,560	54,798	17,874	6,464	3,768	5,048
1981	14,272	10,411	17,471	2,992	5,067	16,101	9,263	4,936	5,166	4,833	53,395	19,275	6,444	3,680	4,979
1982	9,188	12,952	9,588	15,887	2,699	4,560	14,509	8,411	4,518	4,751	50,100	20,776	6,442	3,589	4,900
1983	3,376	8,087	11,733	8,486	13,867	2,349	3,980	12,845	7,556	4,092	46,262	22,215	6,428	3,479	4,787
1984	10,047	2,997	7,390	10,539	7,540	12,259	2,077	3,559	11,629	6,889	42,199	23,749	6,479	3,388	4,690
1985	16,192	8,951	2,729	6,595	9,300	6,645	10,846	1,858	3,222	10,595	42,237	23,852	6,582	3,303	4,591
1986	12,417	14,483	8,149	2,433	5,811	8,179	5,868	9,692	1,681	2,933	45,610	23,904	6,749	3,226	4,495
1987	8,769	11,152	13,182	7,260	2,141	5,109	7,231	5,249	8,768	1,531	41,667	23,886	6,999	3,156	4,399
1988	7,637	7,898	10,142	11,724	6,376	1,881	4,518	6,470	4,749	7,984	36,318	24,221	7,336	3,094	4,304
1989	13,611	6,902	7,220	9,102	10,411	5,657	1,676	4,067	5,881	4,342	36,797	25,103	7,775	3,048	4,214
1990	14,688	12,296	6,307	6,478	8,083	9,243	5,047	1,510	3,699	5,379	34,525	25,177	8,304	3,013	4,124
1991	4,972	13,337	11,261	5,680	5,781	7,217	8,294	4,568	1,378	3,392	34,147	24,427	8,925	2,994	4,037
1992	5,160	4,529	12,204	10,120	5,054	5,149	6,467	7,499	4,165	1,263	32,670	22,893	9,608	2,989	3,952
1993	3,094	4,699	4,139	10,947	8,987	4,497	4,614	5,848	6,837	3,815	29,411	21,302	10,335	3,000	3,869
1994	7,797	2,823	4,305	3,730	9,779	8,042	4,049	4,188	5,348	6,278	29,068	19,502	11,089	3,034	3,793
1995	10,850	7,118	2,595	3,901	3,353	8,787	7,255	3,680	3,835	4,918	29,914	19,567	11,197	3,097	3,724
1996	925	9,904	6,527	2,340	3,486	2,997	7,895	6,574	3,362	3,519	27,844	21,138	11,269	3,189	3,656
1997	1,389	843	9,050	5,851	2,076	3,096	2,680	7,126	5,986	3,077	27,683	19,435	11,290	3,315	3,586
1998	3,792	1,268	771	8,122	5,195	1,844	2,769	2,419	6,490	5,480	27,716	17,073	11,483	3,484	3,521
1999	17,482	3,495	1,171	705	7,381	4,722	1,682	2,539	2,230	6,000	27,475	17,335	11,962	3,711	3,473
2000	11,620	15,954	3,202	1,055	629	6,583	4,235	1,522	2,317	2,044	29,065	16,295	12,020	3,971	3,419
2001	7,786	10,606	14,632	2,888	942	561	5,905	3,832	1,389	2,125	26,448	16,120	11,674	4,272	3,371
2002	3,280	7,123	9,744	13,237	2,590	845	505	5,360	3,505	1,276	24,978	15,481	10,959	4,606	3,333
2003	1,411	3,028	6,598	8,944	12,083	2,362	772	464	4,947	3,245	23,876	14,054	10,251	4,980	3,315
2004	2,348	1,314	2,800	6,058	8,169	10,985	2,143	701	422	4,508	23,522	13,912	9,412	5,359	3,304
2005	268	2,186	1,214	2,568	5,524	7,414	9,951	1,942	636	384	23,264	14,276	9,460	5,421	3,307
2006	965	249	2,019	1,112	2,337	5,002	6,699	8,998	1,759	578	19,789	13,289	10,241	5,467	3,326
2007	603	897	230	1,846	1,010	2,112	4,510	6,045	8,134	1,594	17,351	13,281	9,441	5,493	3,362
2008	13,494	561	828	210	1,680	915	1,907	4,075	5,472	7,383	16,233	13,369	8,314	5,600	3,421
2009	759	12,530	515	753	190	1,507	818	1,707	3,656	4,926	19,341	13,154	8,410	5,813	3,497
2010	10,367	703	11,432	463	671	168	1,326	721	1,509	3,245	19,527	13,872	7,884	5,826	3,587
2011	8,361	9,600	642	10,288	413	592	148	1,169	637	1,338	19,846	12,636	7,779	5,644	3,701

13. Appendix C: SS Data file

```
#############################
# 2011 sablefish data file
#############################

### Global inputs ###
1900	# Start year
2010	# End year
1	# N seasons
12	# Months/season
1	# Spawning season
3	# N fishing fleets
5	# N surveys
1	# N areas
# Fleet names
HKL%POT%TWL%ENV%AKSHLF%AKSLP%NWSLP%NWCBO
0.5 0.5 0.5 0.5 0.5 0.666 0.5 0.5 # Fleet timing within season
1 1 1 1 1 1 1 1 # Area for each fleet
1 1 1		# Units for catch: 1=biomass(mt), 2=numbers
0.01 0.01 0.01	# SE of log(catch): init equilibrium, Fmethod 2, 3
2	# N sexes
50	# N ages

### Landings section ###
0 0 0 # Initial equilibrium catch by fleet
111 # N lines landings
# Landings updated with 2011 reconstruction
# HKL	POT	TWL	year	Season #
50	0	0	1900	1	#
76	0	1	1901	1	#
103	0	3	1902	1	#
129	0	4	1903	1	#
156	0	6	1904	1	#
138	0	7	1905	1	#
121	0	8	1906	1	#
103	0	10	1907	1	#
86	0	11	1908	1	#
129	0	12	1909	1	#
173	0	14	1910	1	#
216	0	15	1911	1	#
260	0	16	1912	1	#
303	0	18	1913	1	#
347	0	19	1914	1	#
390	0	20	1915	1	#
1309	0	42	1916	1	#
1855	0	318	1917	1	#
2941	0	204	1918	1	#
1117	0	168	1919	1	#
628	0	324	1920	1	#
997	0	416	1921	1	#
508	0	194	1922	1	#
1344	0	294	1923	1	#
1258	0	434	1924	1	#
1519	0	384	1925	1	#
1272	0	227	1926	1	#
1610	0	466	1927	1	#
1213	0	560	1928	1	#
1233	0	710	1929	1	#
1564	0	657	1930	1	#
763	0	449	1931	1	#
928	0	461	1932	1	#
865	0	499	1933	1	#
1370	0	665	1934	1	#
1714	0	897	1935	1	#
1553	0	327	1936	1	#
1579	0	232	1937	1	#
1418	0	243	1938	1	#
```

1757	0	258	1939	1	#
1187	0	216	1940	1	#
1251	0	272	1941	1	#
1888	0	775	1942	1	#
1613	0	1747	1943	1	#
1412	0	2224	1944	1	#
1638	0	2390	1945	1	#
2431	0	1308	1946	1	#
1451	0	436	1947	1	#
1667	0	782	1948	1	#
1461	0	711	1949	1	#
1190	0	808	1950	1	#
1711	0	1567	1951	1	#
1073	0	901	1952	1	#
952	0	672	1953	1	#
1317	0	975	1954	1	#
1297	0	880	1955	1	#
973	0	2425	1956	1	#
1605	0	936	1957	1	#
767	0	752	1958	1	#
1242	0	960	1959	1	#
1686	0	1185	1960	1	#
1061	0	742	1961	1	#
1015	0	1607	1962	1	#
954	0	850	1963	1	#
1014	0	1025	1964	1	#
913	0	1012	1965	1	#
742	0	1121	1966	1	#
2458	0	1812	1967	1	#
1421	0	1308	1968	1	#
3406	0	2068	1969	1	#
1653	114	2837	1970	1	#
1228	181	2475	1971	1	#
2810	273	3534	1972	1	#
945	453	4273	1973	1	#
1948	3180	3463	1974	1	#
1593	8747	3949	1975	1	#
1185	19308	3879	1976	1	#
1522	3731	3480	1977	1	#
1868	5859	4526	1978	1	#
4535	12269	7105	1979	1	#
1596	2987	4469	1980	1	#
1981	3914	5524	1981	1	#
1789	6574	10264	1982	1	#
1181	6045	7426	1983	1	#
1066	4500	8449	1984	1	#
2909	3950	7273	1985	1	#
3546	2986	6618	1986	1	#
3946	2082	6574	1987	1	#
3070	2146	5528	1988	1	#
2438	2074	5772	1989	1	#
2213	1679	5173	1990	1	#
3458	1068	4975	1991	1	#
3103	802	5456	1992	1	#
2334	848	4964	1993	1	#
2379	1371	3829	1994	1	#
2996	1067	3852	1995	1	#
3363	751	4203	1996	1	#
3587	584	3771	1997	1	#
1761	442	2170	1998	1	#
2713	738	3170	1999	1	#
2714	853	2689	2000	1	#
2362	673	2596	2001	1	#
1749	472	1568	2002	1	#
2283	799	2213	2003	1	#
2515	816	2411	2004	1	#
2807	997	2399	2005	1	#
2604	1053	2537	2006	1	#
2060	688	2489	2007	1	#
2301	675	2892	2008	1	#

```
3272	864	3061	2009	1	#
3380	898	2540	2010	1	#

### CPUE section ###
46 # N CPUE observations

# Setup block
  # Units: 0=numbers; 1=biomass; 2=F
  # Error type: -1=normal; 0=lognormal; >0=T
# Fleet Units	Errtype
  1	1	0	# HKL
  2	1	0	# POT
  3	1	0	# TWL
  4	0	0	# ENV
  5	1	0	# AKSHLF
  6	1	0	# AKSLP
  7	1	0	# NWSLP
  8	1	0	# NWCBO

# Array of CPUE observations
# Year seas index obs	log(SE)
# Environmental indices -- use only one of these at a time
# Inverse of summer zooplankton abundance index (N=20)
1970	1	4	0.422120216	0.0967
1971	1	4	2.295363566	0.2901
1972	1	4	2.381644155	0.0874
1973	1	4	3.206994315	0.0456
1983	1	4	0.154850193	0.0956
1996	1	4	0.43516093	0.5196
1997	1	4	0.84443084	1.4642
1998	1	4	0.075693248	0.1268
1999	1	4	2.686022981	0.1454
2000	1	4	2.38344977	0.2730
2001	1	4	1.965770552	0.0311
2002	1	4	2.658343019	0.0799
2003	1	4	0.750147213	0.5758
2004	1	4	0.636720406	0.1303
2005	1	4	0.106493819	0.2160
2006	1	4	0.537251444	0.1776
2007	1	4	1.599531959	0.3082
2008	1	4	2.966672131	0.0809
2009	1	4	1.826906837	0.3267
2010	1	4	0.705327834	0.7276
# Inverse of north coast spring SSH index (N=41)
#1970	1	4	10.4104	0.1483
#1971	1	4	0.6499	0.6227
#1972	1	4	0.4807	0.6209
#1973	1	4	10.3181	0.2131
#1974	1	4	0.7534	1.1999
#1975	1	4	5.2160	0.1892
#1976	1	4	1.4153	1.0509
#1977	1	4	4.9977	0.4523
#1978	1	4	0.7637	1.5626
#1979	1	4	3.4751	0.6061
#1980	1	4	0.9452	2.3078
#1981	1	4	0.8755	0.8003
#1982	1	4	0.6607	1.5054
#1983	1	4	0.2032	0.2480
#1984	1	4	0.4881	0.6487
#1985	1	4	1.8898	0.3416
#1986	1	4	1.1477	0.9818
#1987	1	4	1.6983	0.7855
#1988	1	4	0.7729	1.1609
#1989	1	4	1.0631	2.1419
#1990	1	4	0.7924	1.0508
#1991	1	4	2.0548	0.6557
#1992	1	4	0.4943	0.9670
#1993	1	4	0.0399	0.2218
#1994	1	4	0.9285	1.1810
#1995	1	4	0.8404	1.1709
```

```
#1996	1	4	0.4063	1.0159
#1997	1	4	0.1117	0.2457
#1998	1	4	0.4804	0.4509
#1999	1	4	2.6274	0.2145
#2000	1	4	0.7715	0.9929
#2001	1	4	4.2575	0.2814
#2002	1	4	3.8671	0.2283
#2003	1	4	0.5242	1.2227
#2004	1	4	0.9335	1.2841
#2005	1	4	0.1794	0.3796
#2006	1	4	0.3235	0.7306
#2007	1	4	2.6041	0.5635
#2008	1	4	3.0029	0.0461
#2009	1	4	1.3593	1.1120
#2010	1	4	0.4473	0.8766

# AKSHLF 2011 series (N=9)
 1980 1	5	35776	0.1459
 1983 1	5	14929	0.0657
 1986 1	5	14637	0.0693
 1989 1	5	24066	0.0743
 1992 1	5	31872	0.1028
 1995 1	5	14868	0.0630
 1998 1	5	19600	0.0743
 2001 1	5	58023	0.0777
 2004 1	5	54054	0.0707
# AKSLP 2011 series (N=4)
 1997 1	6	73396	0.0878
 1999 1	6	48614	0.0826
 2000 1	6	61359	0.0748
 2001 1	6	67881	0.0774
# NWSLP 2011 series (N=5)
 1998 1	7	34074	0.0750
 1999 1	7	48992	0.0667
 2000 1	7	50780	0.0691
 2001 1	7	40109	0.0674
 2002 1	7	48955	0.0630
# NWCBO 2011 series (N=8)
 2003 1	8	152818	0.0728
 2004 1	8	146857	0.0814
 2005 1	8	100486	0.0607
 2006 1	8	101252	0.0585
 2007 1	8	93991	0.0675
 2008 1	8	74099	0.0746
 2009 1	8	76057	0.0814
 2010 1	8	73243	0.0650

3 # Number of fleets discard data
# Discard_units (1=Use catch units(bio/num), 2=fraction, 3=numbers)
# Discard_errtype:  >0 for DF of T-dist(read CV below); 0 for normal with CV; -1 for normal with se; -2 for lognormal

# Fleet units	errtype
 1	2	-1	# HKL
 2	2	-1	# POT
 3	2	-1	# TWL

26 # Number of discard observations
# Year  seas	fleet	obs	err
# HKL updated from WCGOP for 2011 (N=8)
2002	1	1	0.148	0.021
2003	1	1	0.241	0.039
2004	1	1	0.098	0.016
2005	1	1	0.117	0.029
2006	1	1	0.118	0.022
2007	1	1	0.166	0.055
2008	1	1	0.173	0.047
2009	1	1	0.098	0.033
# POT updated from WCGOP for 2011 (N=8)
2002	1	2	0.285	0.026
2003	1	2	0.184	0.024
```

```
2004	1	2	0.264	0.024
2005	1	2	0.163	0.018
2006	1	2	0.134	0.013
2007	1	2	0.236	0.028
2008	1	2	0.167	0.020
2009	1	2	0.161	0.027
# TWL from Pikitch study (N=1)
1986	1	3	0.235	0.090 # Arbitrary SE at 3x max observed
# TWL from EDCP study (N=1)
1997	1	3	0.400	0.090 # Arbitrary SE at 3x max observed
# TWL updated from WCGOP for 2011 (N=8)
2002	1	3	0.577	0.029
2003	1	3	0.236	0.017
2004	1	3	0.245	0.020
2005	1	3	0.186	0.023
2006	1	3	0.121	0.014
2007	1	3	0.120	0.015
2008	1	3	0.054	0.014
2009	1	3	0.100	0.014

### Mean body weight observations ###
24	# Number of mean body weight observations
300	# Degrees of freedom for mean body weight for T-distribution
# Partition: 0=whole catch, 1=discarded catch, 2=retained catch
# Year  seas	fleet	partition obs se
# HKL discards updated for 2011 (N=8)
2002	1	1	1	2.336	0.108
2003	1	1	1	1.710	0.091
2004	1	1	1	2.222	0.078
2005	1	1	1	2.528	0.071
2006	1	1	1	2.789	0.105
2007	1	1	1	2.567	0.166
2008	1	1	1	2.956	0.202
2009	1	1	1	2.471	0.163
# POT discards updated for 2011 (N=8)
2002	1	2	1	2.485	0.121
2003	1	2	1	1.647	0.070
2004	1	2	1	2.198	0.083
2005	1	2	1	2.257	0.071
2006	1	2	1	2.156	0.076
2007	1	2	1	2.453	0.097
2008	1	2	1	2.196	0.096
2009	1	2	1	2.511	0.445
# TWL discards updated for 2011 (N=8)
2002	1	3	1	0.962	0.017
2003	1	3	1	1.071	0.022
2004	1	3	1	1.144	0.018
2005	1	3	1	1.020	0.017
2006	1	3	1	1.121	0.017
2007	1	3	1	1.315	0.020
2008	1	3	1	1.292	0.020
2009	1	3	1	0.577	0.014

### Length dynamics setup ###
3	# Population length bins: 1=use databins; 2=generate from binwidth,min,max below; 3=read vector
87	# Number of population length bins
#44	# Number of population length bins
# Population length bins
# 4 6 8 10 12 14 16 18 20 22 24 26 28 30 32 34 36 38 40 42 44 46 48 50 52 54 56 58 60 62 64 66 68 70 72 74 76 78 80 82 84 86 88 90
 4 5 6 7 8 9 10 11 12 13 14 15 16 17 18 19 20 21 22 23 24 25 26 27 28 29 30 31 32 33 34 35 36 37 38 39 40 41 42 43 44 45 46 47 48
49 50 51 52 53 54 55 56 57 58 59 60 61 62 63 64 65 66 67 68 69 70 71 72 73 74 75 76 77 78 79 80 81 82 83 84 85 86 87 88 89 90

-1	# Minimum value for tail compression
0.0001 # Constant added to compositions
0	# Combine males and females at or below this bin number

36 # Number of Data Length Bins
# Data length bins
 20 22 24 26 28 30 32 34 36 38 40 42 44 46 48 50 52 54 56 58 60 62 64 66 68 70 72 74 76 78 80 82 84 86 88 90
```

Length composition observations
124 #_N_Length_obs
Yr Seas Fleet Gender Part Nsamp Data (females then males)
Gender: 0=combined M and F, 1=F only, 2=M only, 3=both sexes scaled to 1.0
HKL retained updated for 2011 (N=26)

1986	1	1	0	2	47	0.0000	0.0000	0.0000	0.0000	0.0000	0.0000
	0.0041	0.0081	0.0418	0.0798	0.0831	0.0702	0.0608	0.0484	0.0483	0.0476	0.0603
	0.0571	0.0649	0.0659	0.0333	0.0564	0.0512	0.0296	0.0242	0.0159	0.0227	0.0042
	0.0093	0.0057	0.0018	0.0014	0.0013	0.0007	0.0011	0.0006	0.0000	0.0000	0.0000
	0.0000	0.0000	0.0000	0.0041	0.0081	0.0418	0.0798	0.0831	0.0702	0.0608	0.0484
	0.0483	0.0476	0.0603	0.0571	0.0649	0.0659	0.0333	0.0564	0.0512	0.0296	0.0242
	0.0159	0.0227	0.0042	0.0093	0.0057	0.0018	0.0014	0.0013	0.0007	0.0011	0.0006
1987	1	1	0	2	82	0.0000	0.0000	0.0000	0.0000	0.0000	0.0000
	0.0027	0.0143	0.0278	0.0520	0.0811	0.0831	0.0787	0.0833	0.0684	0.0632	0.0764
	0.0782	0.0615	0.0561	0.0392	0.0296	0.0270	0.0208	0.0119	0.0127	0.0131	0.0059
	0.0043	0.0023	0.0039	0.0000	0.0004	0.0006	0.0010	0.0006	0.0000	0.0000	0.0000
	0.0000	0.0000	0.0000	0.0027	0.0143	0.0278	0.0520	0.0811	0.0831	0.0787	0.0833
	0.0684	0.0632	0.0764	0.0782	0.0615	0.0561	0.0392	0.0296	0.0270	0.0208	0.0119
	0.0127	0.0131	0.0059	0.0043	0.0023	0.0039	0.0000	0.0004	0.0006	0.0010	0.0006
1988	1	1	0	2	33	0.0000	0.0000	0.0000	0.0000	0.0000	0.0000
	0.0002	0.0204	0.0168	0.0750	0.0896	0.1222	0.0701	0.0380	0.0952	0.0776	0.0576
	0.0470	0.0448	0.0657	0.0570	0.0374	0.0319	0.0249	0.0033	0.0088	0.0036	0.0046
	0.0023	0.0014	0.0018	0.0012	0.0014	0.0003	0.0000	0.0000	0.0000	0.0000	0.0000
	0.0000	0.0000	0.0000	0.0002	0.0204	0.0168	0.0750	0.0896	0.1222	0.0701	0.0380
	0.0952	0.0776	0.0576	0.0470	0.0448	0.0657	0.0570	0.0374	0.0319	0.0249	0.0033
	0.0088	0.0036	0.0046	0.0023	0.0014	0.0018	0.0012	0.0014	0.0003	0.0000	0.0000
1989	1	1	0	2	23	0.0000	0.0000	0.0000	0.0000	0.0000	0.0000
	0.0023	0.0385	0.0758	0.1015	0.0923	0.1002	0.0822	0.0692	0.0612	0.0645	0.0417
	0.0528	0.0294	0.0432	0.0224	0.0236	0.0151	0.0143	0.0108	0.0136	0.0091	0.0111
	0.0038	0.0078	0.0046	0.0005	0.0046	0.0035	0.0000	0.0005	0.0000	0.0000	0.0000
	0.0000	0.0000	0.0000	0.0023	0.0385	0.0758	0.1015	0.0923	0.1002	0.0822	0.0692
	0.0612	0.0645	0.0417	0.0528	0.0294	0.0432	0.0224	0.0236	0.0151	0.0143	0.0108
	0.0136	0.0091	0.0111	0.0038	0.0078	0.0046	0.0005	0.0046	0.0035	0.0000	0.0005
1990	1	1	0	2	39	0.0000	0.0000	0.0000	0.0000	0.0000	0.0009
	0.0037	0.0227	0.0585	0.0647	0.0851	0.0813	0.0628	0.0565	0.0341	0.0432	0.0166
	0.0761	0.0491	0.1127	0.0688	0.0472	0.0517	0.0365	0.0152	0.0038	0.0047	0.0009
	0.0015	0.0004	0.0004	0.0004	0.0003	0.0000	0.0000	0.0001	0.0000	0.0000	0.0000
	0.0000	0.0000	0.0009	0.0037	0.0227	0.0585	0.0647	0.0851	0.0813	0.0628	0.0565
	0.0341	0.0432	0.0166	0.0761	0.0491	0.1127	0.0688	0.0472	0.0517	0.0365	0.0152
	0.0038	0.0047	0.0009	0.0015	0.0004	0.0004	0.0004	0.0003	0.0000	0.0000	0.0001
1991	1	1	0	2	57	0.0006	0.0002	0.0000	0.0000	0.0000	0.0013
	0.0076	0.0366	0.0650	0.1136	0.1024	0.0716	0.0459	0.0378	0.0476	0.0533	0.0503
	0.0865	0.0429	0.0705	0.0317	0.0392	0.0281	0.0158	0.0213	0.0062	0.0117	0.0031
	0.0063	0.0015	0.0007	0.0001	0.0003	0.0001	0.0000	0.0001	0.0006	0.0002	0.0000
	0.0000	0.0000	0.0013	0.0076	0.0366	0.0650	0.1136	0.1024	0.0716	0.0459	0.0378
	0.0476	0.0533	0.0503	0.0865	0.0429	0.0705	0.0317	0.0392	0.0281	0.0158	0.0213
	0.0062	0.0117	0.0031	0.0063	0.0015	0.0007	0.0001	0.0003	0.0001	0.0000	0.0001
1992	1	1	0	2	21	0.0003	0.0000	0.0003	0.0000	0.0002	0.0018
	0.0151	0.0715	0.1298	0.1368	0.1756	0.1517	0.1060	0.0800	0.0373	0.0440	0.0303
	0.0094	0.0060	0.0006	0.0028	0.0004	0.0000	0.0001	0.0000	0.0000	0.0000	0.0000
	0.0000	0.0000	0.0000	0.0000	0.0000	0.0000	0.0000	0.0000	0.0003	0.0000	0.0003
	0.0000	0.0002	0.0018	0.0151	0.0715	0.1298	0.1368	0.1756	0.1517	0.1060	0.0800
	0.0373	0.0440	0.0303	0.0094	0.0060	0.0006	0.0028	0.0004	0.0000	0.0001	0.0000
	0.0000	0.0000	0.0000	0.0000	0.0000	0.0000	0.0000	0.0000	0.0000	0.0000	0.0000
1993	1	1	0	2	204	0.0000	0.0000	0.0000	0.0000	0.0000	0.0009
	0.0114	0.0472	0.0842	0.0907	0.0611	0.0527	0.0445	0.0392	0.0613	0.0688	0.0721
	0.0861	0.0598	0.0679	0.0304	0.0356	0.0175	0.0158	0.0163	0.0112	0.0097	0.0029
	0.0048	0.0025	0.0020	0.0021	0.0002	0.0003	0.0005	0.0003	0.0000	0.0000	0.0000
	0.0000	0.0000	0.0009	0.0114	0.0472	0.0842	0.0907	0.0611	0.0527	0.0445	0.0392
	0.0613	0.0688	0.0721	0.0861	0.0598	0.0679	0.0304	0.0356	0.0175	0.0158	0.0163
	0.0112	0.0097	0.0029	0.0048	0.0025	0.0020	0.0021	0.0002	0.0003	0.0005	0.0003
1994	1	1	0	2	175	0.0000	0.0000	0.0000	0.0000	0.0000	0.0002
	0.0024	0.0235	0.0448	0.0737	0.0682	0.0612	0.0410	0.0424	0.0528	0.0633	0.0845
	0.1088	0.0848	0.0746	0.0515	0.0301	0.0221	0.0172	0.0169	0.0095	0.0092	0.0054
	0.0040	0.0039	0.0015	0.0003	0.0008	0.0004	0.0002	0.0006	0.0000	0.0000	0.0000
	0.0000	0.0000	0.0002	0.0024	0.0235	0.0448	0.0737	0.0682	0.0612	0.0410	0.0424
	0.0528	0.0633	0.0845	0.1088	0.0848	0.0746	0.0515	0.0301	0.0221	0.0172	0.0169
	0.0095	0.0092	0.0054	0.0040	0.0039	0.0015	0.0003	0.0008	0.0004	0.0002	0.0006
1995	1	1	0	2	134	0.0000	0.0000	0.0000	0.0000	0.0001	0.0007
	0.0018	0.0075	0.0334	0.0760	0.0891	0.0912	0.0616	0.0559	0.0499	0.0512	0.0859

	0.0793	0.0791	0.0613	0.0538	0.0343	0.0264	0.0201	0.0115	0.0110	0.0048	0.0058
	0.0029	0.0019	0.0024	0.0001	0.0003	0.0004	0.0005	0.0000	0.0000	0.0000	0.0000
	0.0000	0.0001	0.0007	0.0018	0.0075	0.0334	0.0760	0.0891	0.0912	0.0616	0.0559
	0.0499	0.0512	0.0859	0.0793	0.0791	0.0613	0.0538	0.0343	0.0264	0.0201	0.0115
	0.0110	0.0048	0.0058	0.0029	0.0019	0.0024	0.0001	0.0003	0.0004	0.0005	0.0000
1996	1	1	0	2	93	0.0000	0.0000	0.0000	0.0000	0.0000	0.0005
	0.0020	0.0102	0.0339	0.0669	0.0682	0.0661	0.0490	0.0487	0.0570	0.0753	0.0707
	0.0708	0.0714	0.0537	0.0495	0.0457	0.0418	0.0274	0.0242	0.0131	0.0182	0.0090
	0.0094	0.0019	0.0046	0.0013	0.0008	0.0033	0.0007	0.0046	0.0000	0.0000	0.0000
	0.0000	0.0000	0.0005	0.0020	0.0102	0.0339	0.0669	0.0682	0.0661	0.0490	0.0487
	0.0570	0.0753	0.0707	0.0708	0.0714	0.0537	0.0495	0.0457	0.0418	0.0274	0.0242
	0.0131	0.0182	0.0090	0.0094	0.0019	0.0046	0.0013	0.0008	0.0033	0.0007	0.0046
1997	1	1	0	2	161	0.0000	0.0000	0.0000	0.0007	0.0003	0.0009
	0.0025	0.0092	0.0276	0.0416	0.0653	0.0719	0.0473	0.0640	0.0616	0.0653	0.0693
	0.0800	0.0776	0.0710	0.0440	0.0490	0.0430	0.0192	0.0262	0.0197	0.0136	0.0089
	0.0068	0.0057	0.0019	0.0028	0.0027	0.0003	0.0000	0.0001	0.0000	0.0000	0.0000
	0.0007	0.0003	0.0009	0.0025	0.0092	0.0276	0.0416	0.0653	0.0719	0.0473	0.0640
	0.0616	0.0653	0.0693	0.0800	0.0776	0.0710	0.0440	0.0490	0.0430	0.0192	0.0262
	0.0197	0.0136	0.0089	0.0068	0.0057	0.0019	0.0028	0.0027	0.0003	0.0000	0.0001
1998	1	1	0	2	129	0.0000	0.0000	0.0000	0.0000	0.0000	0.0000
	0.0011	0.0095	0.0251	0.0457	0.0768	0.0945	0.0690	0.0641	0.0566	0.0794	0.0506
	0.0518	0.0272	0.0173	0.0563	0.0869	0.0637	0.0167	0.0199	0.0181	0.0384	0.0049
	0.0189	0.0036	0.0015	0.0009	0.0000	0.0003	0.0003	0.0007	0.0000	0.0000	0.0000
	0.0000	0.0000	0.0000	0.0011	0.0095	0.0251	0.0457	0.0768	0.0945	0.0690	0.0641
	0.0566	0.0794	0.0506	0.0518	0.0272	0.0173	0.0563	0.0869	0.0637	0.0167	0.0199
	0.0181	0.0384	0.0049	0.0189	0.0036	0.0015	0.0009	0.0000	0.0003	0.0003	0.0007
1999	1	1	0	2	187	0.0000	0.0000	0.0000	0.0000	0.0000	0.0000
	0.0015	0.0055	0.0227	0.0611	0.0761	0.0818	0.0668	0.0615	0.0563	0.0569	0.0553
	0.0697	0.0533	0.0583	0.0486	0.0549	0.0373	0.0187	0.0362	0.0168	0.0163	0.0159
	0.0072	0.0084	0.0079	0.0037	0.0008	0.0003	0.0000	0.0002	0.0000	0.0000	0.0000
	0.0000	0.0000	0.0000	0.0015	0.0055	0.0227	0.0611	0.0761	0.0818	0.0668	0.0615
	0.0563	0.0569	0.0553	0.0697	0.0533	0.0583	0.0486	0.0549	0.0373	0.0187	0.0362
	0.0168	0.0163	0.0159	0.0072	0.0084	0.0079	0.0037	0.0008	0.0003	0.0000	0.0002
2000	1	1	0	2	198	0.0000	0.0000	0.0000	0.0000	0.0000	0.0005
	0.0011	0.0040	0.0210	0.0394	0.0543	0.0675	0.0836	0.0618	0.0590	0.0545	0.0587
	0.0693	0.0644	0.0709	0.0581	0.0458	0.0519	0.0241	0.0282	0.0179	0.0209	0.0152
	0.0077	0.0071	0.0049	0.0012	0.0035	0.0003	0.0009	0.0021	0.0000	0.0000	0.0000
	0.0000	0.0000	0.0005	0.0011	0.0040	0.0210	0.0394	0.0543	0.0675	0.0836	0.0618
	0.0590	0.0545	0.0587	0.0693	0.0644	0.0709	0.0581	0.0458	0.0519	0.0241	0.0282
	0.0179	0.0209	0.0152	0.0077	0.0071	0.0049	0.0012	0.0035	0.0003	0.0009	0.0021
2001	1	1	0	2	140	0.0000	0.0000	0.0000	0.0000	0.0000	0.0000
	0.0001	0.0024	0.0077	0.0134	0.0603	0.0595	0.0556	0.0648	0.0727	0.0562	0.0404
	0.0552	0.0644	0.0519	0.0596	0.0662	0.0515	0.0559	0.0414	0.0382	0.0258	0.0193
	0.0123	0.0057	0.0101	0.0038	0.0031	0.0001	0.0006	0.0017	0.0000	0.0000	0.0000
	0.0000	0.0000	0.0000	0.0001	0.0024	0.0077	0.0134	0.0603	0.0595	0.0556	0.0648
	0.0727	0.0562	0.0404	0.0552	0.0644	0.0519	0.0596	0.0662	0.0515	0.0559	0.0414
	0.0382	0.0258	0.0193	0.0123	0.0057	0.0101	0.0038	0.0031	0.0001	0.0006	0.0017
2002	1	1	0	2	110	0.0000	0.0000	0.0000	0.0000	0.0000	0.0002
	0.0003	0.0037	0.0201	0.0175	0.0546	0.0579	0.0816	0.0876	0.0913	0.0671	0.0564
	0.0750	0.0774	0.0601	0.0432	0.0403	0.0355	0.0226	0.0208	0.0271	0.0178	0.0120
	0.0126	0.0030	0.0059	0.0029	0.0010	0.0007	0.0031	0.0009	0.0000	0.0000	0.0000
	0.0000	0.0000	0.0002	0.0003	0.0037	0.0201	0.0175	0.0546	0.0579	0.0816	0.0876
	0.0913	0.0671	0.0564	0.0750	0.0774	0.0601	0.0432	0.0403	0.0355	0.0226	0.0208
	0.0271	0.0178	0.0120	0.0126	0.0030	0.0059	0.0029	0.0010	0.0007	0.0031	0.0009
2003	1	1	0	2	145	0.0000	0.0000	0.0000	0.0000	0.0000	0.0008
	0.0049	0.0127	0.0406	0.0775	0.0757	0.0745	0.0543	0.0532	0.0375	0.0507	0.0475
	0.0508	0.0610	0.0576	0.0565	0.0491	0.0476	0.0382	0.0291	0.0234	0.0181	0.0136
	0.0063	0.0073	0.0053	0.0051	0.0004	0.0003	0.0003	0.0000	0.0000	0.0000	0.0000
	0.0000	0.0000	0.0008	0.0049	0.0127	0.0406	0.0775	0.0757	0.0745	0.0543	0.0532
	0.0375	0.0507	0.0475	0.0508	0.0610	0.0576	0.0565	0.0491	0.0476	0.0382	0.0291
	0.0234	0.0181	0.0136	0.0063	0.0073	0.0053	0.0051	0.0004	0.0003	0.0003	0.0000
2004	1	1	0	2	98	0.0000	0.0000	0.0000	0.0000	0.0000	0.0011
	0.0000	0.0025	0.0114	0.0350	0.0642	0.0989	0.0835	0.0625	0.0697	0.0616	0.0687
	0.0518	0.0483	0.0502	0.0558	0.0394	0.0421	0.0303	0.0255	0.0157	0.0201	0.0176
	0.0151	0.0061	0.0076	0.0011	0.0053	0.0022	0.0010	0.0056	0.0000	0.0000	0.0000
	0.0000	0.0000	0.0011	0.0000	0.0025	0.0114	0.0350	0.0642	0.0989	0.0835	0.0625
	0.0697	0.0616	0.0687	0.0518	0.0483	0.0502	0.0558	0.0394	0.0421	0.0303	0.0255
	0.0157	0.0201	0.0176	0.0151	0.0061	0.0076	0.0011	0.0053	0.0022	0.0010	0.0056
2005	1	1	0	2	175	0.0000	0.0000	0.0000	0.0000	0.0000	0.0001
	0.0001	0.0002	0.0029	0.0290	0.0521	0.0809	0.0859	0.0869	0.0705	0.0679	0.0511

	0.0294	0.0393	0.0400	0.0385	0.0564	0.0529	0.0575	0.0541	0.0295	0.0227	0.0173
	0.0107	0.0103	0.0071	0.0028	0.0019	0.0013	0.0000	0.0006	0.0000	0.0000	0.0000
	0.0000	0.0000	0.0001	0.0001	0.0002	0.0029	0.0290	0.0521	0.0809	0.0859	0.0869
	0.0705	0.0679	0.0511	0.0294	0.0393	0.0400	0.0385	0.0564	0.0529	0.0575	0.0541
	0.0295	0.0227	0.0173	0.0107	0.0103	0.0071	0.0028	0.0019	0.0013	0.0000	0.0006
2006	1	1	0	2	240	0.0000	0.0000	0.0000	0.0000	0.0000	0.0010
	0.0002	0.0006	0.0034	0.0115	0.0333	0.0665	0.0755	0.0805	0.0669	0.0524	0.0375
	0.0374	0.0371	0.0389	0.0458	0.0613	0.0595	0.0682	0.0557	0.0421	0.0367	0.0341
	0.0209	0.0155	0.0067	0.0040	0.0012	0.0018	0.0005	0.0032	0.0000	0.0000	0.0000
	0.0000	0.0000	0.0010	0.0002	0.0006	0.0034	0.0115	0.0333	0.0665	0.0755	0.0805
	0.0669	0.0524	0.0375	0.0374	0.0371	0.0389	0.0458	0.0613	0.0595	0.0682	0.0557
	0.0421	0.0367	0.0341	0.0209	0.0155	0.0067	0.0040	0.0012	0.0018	0.0005	0.0032
2007	1	1	0	2	180	0.0000	0.0000	0.0000	0.0000	0.0000	0.0000
	0.0001	0.0009	0.0043	0.0078	0.0192	0.0477	0.0694	0.0762	0.0730	0.0728	0.0509
	0.0319	0.0388	0.0375	0.0446	0.0537	0.0597	0.0695	0.0598	0.0533	0.0479	0.0336
	0.0175	0.0110	0.0072	0.0046	0.0034	0.0017	0.0013	0.0009	0.0000	0.0000	0.0000
	0.0000	0.0000	0.0000	0.0001	0.0009	0.0043	0.0078	0.0192	0.0477	0.0694	0.0762
	0.0730	0.0728	0.0509	0.0319	0.0388	0.0375	0.0446	0.0537	0.0597	0.0695	0.0598
	0.0533	0.0479	0.0336	0.0175	0.0110	0.0072	0.0046	0.0034	0.0017	0.0013	0.0009
2008	1	1	0	2	302	0.0000	0.0000	0.0000	0.0000	0.0000	0.0000
	0.0004	0.0021	0.0050	0.0122	0.0279	0.0445	0.0502	0.0568	0.0465	0.0533	0.0375
	0.0423	0.0409	0.0422	0.0524	0.0518	0.0738	0.0743	0.0624	0.0611	0.0576	0.0390
	0.0293	0.0154	0.0070	0.0075	0.0016	0.0026	0.0014	0.0010	0.0000	0.0000	0.0000
	0.0000	0.0000	0.0000	0.0004	0.0021	0.0050	0.0122	0.0279	0.0445	0.0502	0.0568
	0.0465	0.0533	0.0375	0.0423	0.0409	0.0422	0.0524	0.0518	0.0738	0.0743	0.0624
	0.0611	0.0576	0.0390	0.0293	0.0154	0.0070	0.0075	0.0016	0.0026	0.0014	0.0010
2009	1	1	0	2	310	0.0000	0.0000	0.0000	0.0000	0.0000	0.0001
	0.0003	0.0039	0.0056	0.0202	0.0386	0.0496	0.0685	0.0630	0.0528	0.0465	0.0498
	0.0467	0.0514	0.0498	0.0558	0.0534	0.0638	0.0566	0.0553	0.0513	0.0445	0.0291
	0.0152	0.0099	0.0077	0.0060	0.0024	0.0005	0.0005	0.0011	0.0000	0.0000	0.0000
	0.0000	0.0000	0.0001	0.0003	0.0039	0.0056	0.0202	0.0386	0.0496	0.0685	0.0630
	0.0528	0.0465	0.0498	0.0467	0.0514	0.0498	0.0558	0.0534	0.0638	0.0566	0.0553
	0.0513	0.0445	0.0291	0.0152	0.0099	0.0077	0.0060	0.0024	0.0005	0.0005	0.0011
2010	1	1	0	2	309	0.0000	0.0000	0.0000	0.0002	0.0010	0.0044
	0.0115	0.0123	0.0131	0.0175	0.0402	0.0341	0.0458	0.0432	0.0535	0.0534	0.0800
	0.0705	0.0679	0.0726	0.0610	0.0577	0.0537	0.0456	0.0416	0.0377	0.0285	0.0171
	0.0098	0.0113	0.0042	0.0044	0.0026	0.0006	0.0005	0.0026	0.0000	0.0000	0.0000
	0.0002	0.0010	0.0044	0.0115	0.0123	0.0131	0.0175	0.0402	0.0341	0.0458	0.0432
	0.0535	0.0534	0.0800	0.0705	0.0679	0.0726	0.0610	0.0577	0.0537	0.0456	0.0416
	0.0377	0.0285	0.0171	0.0098	0.0113	0.0042	0.0044	0.0026	0.0006	0.0005	0.0026

HKL discards from WCGOP updated for 2011 (N=4)

2006	1	1	0	1	37	0.0000	0.0000	0.0000	0.0000	0.0000	0.0000
	0.0015	0.0000	0.0038	0.0000	0.0059	0.0159	0.0159	0.0823	0.0366	0.2427	0.1480
	0.1548	0.1203	0.0361	0.0673	0.0383	0.0182	0.0029	0.0004	0.0086	0.0000	0.0000
	0.0000	0.0000	0.0004	0.0000	0.0000	0.0000	0.0000	0.0000	0.0000	0.0000	0.0000
	0.0000	0.0000	0.0000	0.0015	0.0000	0.0038	0.0000	0.0059	0.0159	0.0159	0.0823
	0.0366	0.2427	0.1480	0.1548	0.1203	0.0361	0.0673	0.0383	0.0182	0.0029	0.0004
	0.0086	0.0000	0.0000	0.0000	0.0000	0.0004	0.0000	0.0000	0.0000	0.0000	0.0000
2007	1	1	0	1	74	0.0000	0.0000	0.0000	0.0000	0.0000	0.0000
	0.0000	0.0000	0.0004	0.0002	0.0065	0.0022	0.2481	0.0267	0.0385	0.1016	0.0992
	0.1412	0.0872	0.0603	0.0453	0.0237	0.0215	0.0880	0.0025	0.0069	0.0000	0.0000
	0.0000	0.0000	0.0000	0.0000	0.0000	0.0000	0.0000	0.0000	0.0000	0.0000	0.0000
	0.0000	0.0000	0.0000	0.0000	0.0000	0.0004	0.0002	0.0065	0.0022	0.2481	0.0267
	0.0385	0.1016	0.0992	0.1412	0.0872	0.0603	0.0453	0.0237	0.0215	0.0880	0.0025
	0.0069	0.0000	0.0000	0.0000	0.0000	0.0000	0.0000	0.0000	0.0000	0.0000	0.0000
2008	1	1	0	1	14	0.0000	0.0000	0.0000	0.0000	0.0000	0.0000
	0.0000	0.0000	0.0207	0.0039	0.0207	0.0077	0.0249	0.0415	0.0511	0.0349	0.0307
	0.1292	0.2160	0.2218	0.0600	0.0855	0.0211	0.0173	0.0091	0.0019	0.0000	0.0020
	0.0000	0.0000	0.0000	0.0000	0.0000	0.0000	0.0000	0.0000	0.0000	0.0000	0.0000
	0.0000	0.0000	0.0000	0.0000	0.0000	0.0207	0.0039	0.0207	0.0077	0.0249	0.0415
	0.0511	0.0349	0.0307	0.1292	0.2160	0.2218	0.0600	0.0855	0.0211	0.0173	0.0091
	0.0019	0.0000	0.0020	0.0000	0.0000	0.0000	0.0000	0.0000	0.0000	0.0000	0.0000
2009	1	1	0	1	55	0.0000	0.0000	0.0000	0.0000	0.0000	0.0000
	0.0045	0.0599	0.0128	0.0962	0.1161	0.0389	0.1202	0.0091	0.0857	0.0425	0.2603
	0.0899	0.0394	0.0058	0.0035	0.0090	0.0026	0.0006	0.0006	0.0026	0.0000	0.0000
	0.0000	0.0000	0.0000	0.0000	0.0000	0.0000	0.0000	0.0000	0.0000	0.0000	0.0000
	0.0000	0.0000	0.0000	0.0045	0.0599	0.0128	0.0962	0.1161	0.0389	0.1202	0.0091
	0.0857	0.0425	0.2603	0.0899	0.0394	0.0058	0.0035	0.0090	0.0026	0.0006	0.0006
	0.0026	0.0000	0.0000	0.0000	0.0000	0.0000	0.0000	0.0000	0.0000	0.0000	0.0000

POT updated for 2011 (N=27)

1979	1	2	0	2	6	0.0000	0.0000	0.0000	0.0000	0.0000	0.0000
	0.0000	0.0000	0.0000	0.0000	0.0000	0.0000	0.0193	0.0327	0.0787	0.0653	0.0719
	0.0499	0.0520	0.0857	0.0803	0.0437	0.1160	0.0484	0.0783	0.0530	0.0575	0.0408
	0.0118	0.0047	0.0037	0.0032	0.0030	0.0000	0.0000	0.0000	0.0000	0.0000	0.0000
	0.0000	0.0000	0.0000	0.0000	0.0000	0.0000	0.0000	0.0000	0.0000	0.0193	0.0327
	0.0787	0.0653	0.0719	0.0499	0.0520	0.0857	0.0803	0.0437	0.1160	0.0484	0.0783
	0.0530	0.0575	0.0408	0.0118	0.0047	0.0037	0.0032	0.0030	0.0000	0.0000	0.0000
1980	1	2	0	2	7	0.0000	0.0000	0.0000	0.0000	0.0000	0.0000
	0.0000	0.0000	0.0000	0.0000	0.0000	0.0000	0.0000	0.0065	0.0198	0.0347	0.0705
	0.0765	0.0897	0.0622	0.0537	0.0636	0.0660	0.1029	0.0897	0.0629	0.0391	0.0403
	0.0255	0.0284	0.0220	0.0121	0.0099	0.0020	0.0070	0.0147	0.0000	0.0000	0.0000
	0.0000	0.0000	0.0000	0.0000	0.0000	0.0000	0.0000	0.0000	0.0000	0.0000	0.0065
	0.0198	0.0347	0.0705	0.0765	0.0897	0.0622	0.0537	0.0636	0.0660	0.1029	0.0897
	0.0629	0.0391	0.0403	0.0255	0.0284	0.0220	0.0121	0.0099	0.0020	0.0070	0.0147
1983	1	2	0	2	15	0.0000	0.0000	0.0000	0.0000	0.0000	0.0000
	0.0000	0.0000	0.0000	0.0000	0.0017	0.0029	0.0083	0.0230	0.0481	0.0810	0.0748
	0.0699	0.0622	0.0687	0.0921	0.0917	0.0687	0.0578	0.0486	0.0485	0.0392	0.0258
	0.0234	0.0144	0.0167	0.0105	0.0069	0.0071	0.0052	0.0027	0.0000	0.0000	0.0000
	0.0000	0.0000	0.0000	0.0000	0.0000	0.0000	0.0000	0.0017	0.0029	0.0083	0.0230
	0.0481	0.0810	0.0748	0.0699	0.0622	0.0687	0.0921	0.0917	0.0687	0.0578	0.0486
	0.0485	0.0392	0.0258	0.0234	0.0144	0.0167	0.0105	0.0069	0.0071	0.0052	0.0027
1985	1	2	0	2	4	0.0000	0.0000	0.0000	0.0000	0.0000	0.0000
	0.0000	0.0000	0.0000	0.0000	0.0000	0.0000	0.0000	0.0133	0.0443	0.1214	0.2163
	0.2006	0.1483	0.0927	0.0515	0.0213	0.0160	0.0160	0.0197	0.0197	0.0095	0.0048
	0.0012	0.0006	0.0006	0.0012	0.0000	0.0000	0.0000	0.0012	0.0000	0.0000	0.0000
	0.0000	0.0000	0.0000	0.0000	0.0000	0.0000	0.0000	0.0000	0.0000	0.0000	0.0133
	0.0443	0.1214	0.2163	0.2006	0.1483	0.0927	0.0515	0.0213	0.0160	0.0160	0.0197
	0.0197	0.0095	0.0048	0.0012	0.0006	0.0006	0.0012	0.0000	0.0000	0.0000	0.0012
1986	1	2	0	2	32	0.0000	0.0000	0.0000	0.0000	0.0000	0.0000
	0.0000	0.0000	0.0000	0.0014	0.0028	0.0085	0.0105	0.0392	0.0390	0.1036	0.1149
	0.1221	0.0779	0.0967	0.0878	0.0746	0.0613	0.0324	0.0429	0.0239	0.0221	0.0122
	0.0071	0.0065	0.0014	0.0000	0.0003	0.0073	0.0006	0.0031	0.0000	0.0000	0.0000
	0.0000	0.0000	0.0000	0.0000	0.0000	0.0000	0.0014	0.0028	0.0085	0.0105	0.0392
	0.0390	0.1036	0.1149	0.1221	0.0779	0.0967	0.0878	0.0746	0.0613	0.0324	0.0429
	0.0239	0.0221	0.0122	0.0071	0.0065	0.0014	0.0000	0.0003	0.0073	0.0006	0.0031
1987	1	2	0	2	35	0.0000	0.0000	0.0000	0.0000	0.0000	0.0000
	0.0000	0.0000	0.0000	0.0000	0.0000	0.0000	0.0036	0.0107	0.0160	0.0332	0.1205
	0.1745	0.1432	0.1240	0.1046	0.0898	0.0480	0.0354	0.0226	0.0229	0.0194	0.0100
	0.0034	0.0016	0.0070	0.0036	0.0023	0.0022	0.0002	0.0011	0.0000	0.0000	0.0000
	0.0000	0.0000	0.0000	0.0000	0.0000	0.0000	0.0000	0.0000	0.0000	0.0036	0.0107
	0.0160	0.0332	0.1205	0.1745	0.1432	0.1240	0.1046	0.0898	0.0480	0.0354	0.0226
	0.0229	0.0194	0.0100	0.0034	0.0016	0.0070	0.0036	0.0023	0.0022	0.0002	0.0011
1988	1	2	0	2	15	0.0000	0.0000	0.0000	0.0000	0.0000	0.0000
	0.0000	0.0000	0.0000	0.0000	0.0000	0.0000	0.0030	0.0066	0.0150	0.0689	0.1521
	0.1442	0.1377	0.1174	0.0957	0.0641	0.0658	0.0511	0.0346	0.0106	0.0109	0.0114
	0.0019	0.0084	0.0000	0.0000	0.0006	0.0000	0.0000	0.0000	0.0000	0.0000	0.0000
	0.0000	0.0000	0.0000	0.0000	0.0000	0.0000	0.0000	0.0000	0.0000	0.0030	0.0066
	0.0150	0.0689	0.1521	0.1442	0.1377	0.1174	0.0957	0.0641	0.0658	0.0511	0.0346
	0.0106	0.0109	0.0114	0.0019	0.0084	0.0000	0.0000	0.0006	0.0000	0.0000	0.0000
1989	1	2	0	2	59	0.0000	0.0000	0.0000	0.0000	0.0000	0.0000
	0.0000	0.0000	0.0000	0.0017	0.0000	0.0038	0.0143	0.0290	0.0559	0.1041	0.1363
	0.1755	0.1187	0.0997	0.0792	0.0461	0.0531	0.0233	0.0200	0.0082	0.0119	0.0085
	0.0016	0.0045	0.0007	0.0027	0.0007	0.0002	0.0000	0.0003	0.0000	0.0000	0.0000
	0.0000	0.0000	0.0000	0.0000	0.0000	0.0000	0.0017	0.0000	0.0038	0.0143	0.0290
	0.0559	0.1041	0.1363	0.1755	0.1187	0.0997	0.0792	0.0461	0.0531	0.0233	0.0200
	0.0082	0.0119	0.0085	0.0016	0.0045	0.0007	0.0027	0.0007	0.0002	0.0000	0.0003
1990	1	2	0	2	33	0.0000	0.0000	0.0000	0.0000	0.0000	0.0000
	0.0000	0.0000	0.0000	0.0000	0.0000	0.0060	0.0036	0.0365	0.0714	0.0645	0.1334
	0.2048	0.1413	0.1029	0.0606	0.0610	0.0452	0.0198	0.0148	0.0082	0.0084	0.0074
	0.0053	0.0016	0.0019	0.0003	0.0010	0.0000	0.0000	0.0000	0.0000	0.0000	0.0000
	0.0000	0.0000	0.0000	0.0000	0.0000	0.0000	0.0000	0.0000	0.0060	0.0036	0.0365
	0.0714	0.0645	0.1334	0.2048	0.1413	0.1029	0.0606	0.0610	0.0452	0.0198	0.0148
	0.0082	0.0084	0.0074	0.0053	0.0016	0.0019	0.0003	0.0010	0.0000	0.0000	0.0000
1991	1	2	0	2	27	0.0000	0.0000	0.0000	0.0000	0.0000	0.0000
	0.0000	0.0000	0.0000	0.0000	0.0000	0.0000	0.0000	0.0013	0.0143	0.0582	0.1568
	0.2221	0.2341	0.1035	0.0449	0.0456	0.0277	0.0223	0.0247	0.0172	0.0057	0.0081
	0.0041	0.0024	0.0041	0.0018	0.0000	0.0000	0.0002	0.0009	0.0000	0.0000	0.0000
	0.0000	0.0000	0.0000	0.0000	0.0000	0.0000	0.0000	0.0000	0.0000	0.0000	0.0013
	0.0143	0.0582	0.1568	0.2221	0.2341	0.1035	0.0449	0.0456	0.0277	0.0223	0.0247
	0.0172	0.0057	0.0081	0.0041	0.0024	0.0041	0.0018	0.0000	0.0000	0.0002	0.0009

1993	1	2	0	2	33	0.0000	0.0000	0.0000	0.0000	0.0000	0.0000
	0.0000	0.0000	0.0000	0.0000	0.0000	0.0001	0.0037	0.0108	0.0419	0.0700	0.1579
	0.1902	0.1547	0.1491	0.0604	0.0413	0.0304	0.0287	0.0261	0.0109	0.0040	0.0028
	0.0025	0.0021	0.0060	0.0057	0.0000	0.0000	0.0000	0.0007	0.0000	0.0000	0.0000
	0.0000	0.0000	0.0000	0.0000	0.0000	0.0000	0.0000	0.0000	0.0001	0.0037	0.0108
	0.0419	0.0700	0.1579	0.1902	0.1547	0.1491	0.0604	0.0413	0.0304	0.0287	0.0261
	0.0109	0.0040	0.0028	0.0025	0.0021	0.0060	0.0057	0.0000	0.0000	0.0000	0.0007
1994	1	2	0	2	16	0.0000	0.0000	0.0000	0.0000	0.0000	0.0000
	0.0000	0.0000	0.0000	0.0000	0.0000	0.0000	0.0072	0.0040	0.0006	0.0599	0.1440
	0.2193	0.1288	0.0955	0.1018	0.1019	0.0476	0.0201	0.0302	0.0194	0.0057	0.0050
	0.0071	0.0020	0.0000	0.0000	0.0000	0.0000	0.0000	0.0000	0.0000	0.0000	0.0000
	0.0000	0.0000	0.0000	0.0000	0.0000	0.0000	0.0000	0.0000	0.0000	0.0072	0.0040
	0.0006	0.0599	0.1440	0.2193	0.1288	0.0955	0.1018	0.1019	0.0476	0.0201	0.0302
	0.0194	0.0057	0.0050	0.0071	0.0020	0.0000	0.0000	0.0000	0.0000	0.0000	0.0000
1995	1	2	0	2	43	0.0000	0.0000	0.0000	0.0000	0.0000	0.0000
	0.0000	0.0000	0.0000	0.0012	0.0008	0.0000	0.0000	0.0003	0.0133	0.0718	0.1488
	0.1823	0.2003	0.1192	0.0891	0.0493	0.0236	0.0387	0.0122	0.0176	0.0069	0.0129
	0.0048	0.0004	0.0063	0.0003	0.0000	0.0000	0.0000	0.0000	0.0000	0.0000	0.0000
	0.0000	0.0000	0.0000	0.0000	0.0000	0.0000	0.0012	0.0008	0.0000	0.0000	0.0003
	0.0133	0.0718	0.1488	0.1823	0.2003	0.1192	0.0891	0.0493	0.0236	0.0387	0.0122
	0.0176	0.0069	0.0129	0.0048	0.0004	0.0063	0.0003	0.0000	0.0000	0.0000	0.0000
1996	1	2	0	2	22	0.0000	0.0000	0.0000	0.0000	0.0000	0.0000
	0.0000	0.0000	0.0036	0.0036	0.0036	0.0084	0.0096	0.0084	0.0089	0.0351	0.0776
	0.1492	0.1134	0.1427	0.1038	0.1209	0.0591	0.0451	0.0381	0.0302	0.0149	0.0106
	0.0042	0.0064	0.0000	0.0000	0.0002	0.0006	0.0021	0.0000	0.0000	0.0000	0.0000
	0.0000	0.0000	0.0000	0.0000	0.0000	0.0036	0.0036	0.0036	0.0084	0.0096	0.0084
	0.0089	0.0351	0.0776	0.1492	0.1134	0.1427	0.1038	0.1209	0.0591	0.0451	0.0381
	0.0302	0.0149	0.0106	0.0042	0.0064	0.0000	0.0000	0.0002	0.0006	0.0021	0.0000
1997	1	2	0	2	36	0.0000	0.0000	0.0000	0.0000	0.0000	0.0000
	0.0000	0.0000	0.0000	0.0000	0.0000	0.0026	0.0130	0.0422	0.0455	0.0729	0.0891
	0.0833	0.0956	0.0916	0.1131	0.0907	0.0561	0.0500	0.0555	0.0299	0.0283	0.0129
	0.0130	0.0074	0.0014	0.0046	0.0000	0.0013	0.0000	0.0000	0.0000	0.0000	0.0000
	0.0000	0.0000	0.0000	0.0000	0.0000	0.0000	0.0000	0.0000	0.0026	0.0130	0.0422
	0.0455	0.0729	0.0891	0.0833	0.0956	0.0916	0.1131	0.0907	0.0561	0.0500	0.0555
	0.0299	0.0283	0.0129	0.0130	0.0074	0.0014	0.0046	0.0000	0.0013	0.0000	0.0000
1998	1	2	0	2	21	0.0000	0.0000	0.0000	0.0000	0.0000	0.0000
	0.0000	0.0000	0.0000	0.0000	0.0000	0.0000	0.0064	0.0097	0.0217	0.0372	0.1109
	0.1558	0.1577	0.1067	0.0926	0.0554	0.0564	0.0356	0.0366	0.0304	0.0202	0.0351
	0.0107	0.0014	0.0053	0.0000	0.0061	0.0080	0.0000	0.0000	0.0000	0.0000	0.0000
	0.0000	0.0000	0.0000	0.0000	0.0000	0.0000	0.0000	0.0000	0.0000	0.0064	0.0097
	0.0217	0.0372	0.1109	0.1558	0.1577	0.1067	0.0926	0.0554	0.0564	0.0356	0.0366
	0.0304	0.0202	0.0351	0.0107	0.0014	0.0053	0.0000	0.0061	0.0080	0.0000	0.0000
1999	1	2	0	2	26	0.0000	0.0000	0.0000	0.0000	0.0000	0.0000
	0.0000	0.0000	0.0000	0.0000	0.0000	0.0000	0.0000	0.0005	0.0079	0.0227	0.0509
	0.0872	0.1051	0.1273	0.1171	0.1154	0.0797	0.0535	0.0877	0.0401	0.0499	0.0115
	0.0206	0.0134	0.0053	0.0041	0.0000	0.0000	0.0000	0.0000	0.0000	0.0000	0.0000
	0.0000	0.0000	0.0000	0.0000	0.0000	0.0000	0.0000	0.0000	0.0000	0.0000	0.0005
	0.0079	0.0227	0.0509	0.0872	0.1051	0.1273	0.1171	0.1154	0.0797	0.0535	0.0877
	0.0401	0.0499	0.0115	0.0206	0.0134	0.0053	0.0041	0.0000	0.0000	0.0000	0.0000
2000	1	2	0	2	33	0.0000	0.0000	0.0000	0.0000	0.0000	0.0000
	0.0000	0.0000	0.0001	0.0009	0.0012	0.0015	0.0023	0.0042	0.0183	0.0285	0.0818
	0.0892	0.1047	0.1193	0.1091	0.1214	0.0722	0.0636	0.0414	0.0337	0.0322	0.0156
	0.0269	0.0200	0.0101	0.0000	0.0019	0.0000	0.0000	0.0000	0.0000	0.0000	0.0000
	0.0000	0.0000	0.0000	0.0000	0.0000	0.0001	0.0009	0.0012	0.0015	0.0023	0.0042
	0.0183	0.0285	0.0818	0.0892	0.1047	0.1193	0.1091	0.1214	0.0722	0.0636	0.0414
	0.0337	0.0322	0.0156	0.0269	0.0200	0.0101	0.0000	0.0019	0.0000	0.0000	0.0000
2001	1	2	0	2	17	0.0000	0.0000	0.0000	0.0000	0.0000	0.0000
	0.0000	0.0000	0.0000	0.0000	0.0000	0.0000	0.0000	0.0000	0.0525	0.0298	0.0642
	0.0502	0.0646	0.0964	0.1526	0.1240	0.0823	0.0522	0.0496	0.0548	0.0591	0.0367
	0.0042	0.0039	0.0111	0.0016	0.0067	0.0020	0.0000	0.0016	0.0000	0.0000	0.0000
	0.0000	0.0000	0.0000	0.0000	0.0000	0.0000	0.0000	0.0000	0.0000	0.0000	0.0000
	0.0525	0.0298	0.0642	0.0502	0.0646	0.0964	0.1526	0.1240	0.0823	0.0522	0.0496
	0.0548	0.0591	0.0367	0.0042	0.0039	0.0111	0.0016	0.0067	0.0020	0.0000	0.0016
2002	1	2	0	2	17	0.0000	0.0000	0.0000	0.0000	0.0000	0.0000
	0.0000	0.0000	0.0000	0.0000	0.0000	0.0000	0.0000	0.0025	0.0000	0.0000	0.0050
	0.0041	0.0700	0.0704	0.1382	0.1247	0.1083	0.0924	0.1158	0.0536	0.0553	0.0515
	0.0397	0.0240	0.0074	0.0119	0.0140	0.0014	0.0082	0.0015	0.0000	0.0000	0.0000
	0.0000	0.0000	0.0000	0.0000	0.0000	0.0000	0.0000	0.0000	0.0000	0.0000	0.0025
	0.0000	0.0000	0.0050	0.0041	0.0700	0.0704	0.1382	0.1247	0.1083	0.0924	0.1158
	0.0536	0.0553	0.0515	0.0397	0.0240	0.0074	0.0119	0.0140	0.0014	0.0082	0.0015

2003	1	2	0	2	21	0.0000	0.0000	0.0000	0.0000	0.0000	0.0000
	0.0000	0.0000	0.0007	0.0037	0.0048	0.0048	0.0028	0.0201	0.0281	0.0480	0.0435
	0.1097	0.1226	0.1258	0.1067	0.0669	0.0886	0.0436	0.0517	0.0397	0.0287	0.0152
	0.0322	0.0070	0.0049	0.0000	0.0000	0.0002	0.0000	0.0000	0.0000	0.0000	0.0000
	0.0000	0.0000	0.0000	0.0000	0.0000	0.0007	0.0037	0.0048	0.0048	0.0028	0.0201
	0.0281	0.0480	0.0435	0.1097	0.1226	0.1258	0.1067	0.0669	0.0886	0.0436	0.0517
	0.0397	0.0287	0.0152	0.0322	0.0070	0.0049	0.0000	0.0000	0.0002	0.0000	0.0000
2004	1	2	0	2	25	0.0000	0.0000	0.0000	0.0000	0.0000	0.0000
	0.0000	0.0000	0.0000	0.0000	0.0000	0.0000	0.0000	0.0027	0.0206	0.0145	0.0441
	0.0842	0.0798	0.0955	0.1211	0.1212	0.0920	0.0870	0.0851	0.0335	0.0332	0.0254
	0.0382	0.0082	0.0072	0.0013	0.0019	0.0031	0.0001	0.0001	0.0000	0.0000	0.0000
	0.0000	0.0000	0.0000	0.0000	0.0000	0.0000	0.0000	0.0000	0.0000	0.0000	0.0027
	0.0206	0.0145	0.0441	0.0842	0.0798	0.0955	0.1211	0.1212	0.0920	0.0870	0.0851
	0.0335	0.0332	0.0254	0.0382	0.0082	0.0072	0.0013	0.0019	0.0031	0.0001	0.0001
2005	1	2	0	2	20	0.0000	0.0000	0.0000	0.0000	0.0000	0.0000
	0.0000	0.0000	0.0000	0.0000	0.0000	0.0055	0.0000	0.0005	0.0070	0.0316	0.0498
	0.0928	0.0914	0.0942	0.1167	0.1113	0.1003	0.0751	0.0795	0.0276	0.0611	0.0132
	0.0118	0.0096	0.0096	0.0103	0.0000	0.0014	0.0000	0.0000	0.0000	0.0000	0.0000
	0.0000	0.0000	0.0000	0.0000	0.0000	0.0000	0.0000	0.0000	0.0055	0.0000	0.0005
	0.0070	0.0316	0.0498	0.0928	0.0914	0.0942	0.1167	0.1113	0.1003	0.0751	0.0795
	0.0276	0.0611	0.0132	0.0118	0.0096	0.0096	0.0103	0.0000	0.0014	0.0000	0.0000
2006	1	2	0	2	41	0.0000	0.0000	0.0000	0.0000	0.0001	0.0000
	0.0000	0.0000	0.0002	0.0000	0.0000	0.0000	0.0004	0.0024	0.0018	0.0022	0.0136
	0.0322	0.0542	0.1041	0.0690	0.1031	0.0985	0.1170	0.1300	0.0848	0.0779	0.0521
	0.0152	0.0094	0.0145	0.0048	0.0112	0.0000	0.0000	0.0011	0.0000	0.0000	0.0000
	0.0000	0.0001	0.0000	0.0000	0.0000	0.0002	0.0000	0.0000	0.0000	0.0004	0.0024
	0.0018	0.0022	0.0136	0.0322	0.0542	0.1041	0.0690	0.1031	0.0985	0.1170	0.1300
	0.0848	0.0779	0.0521	0.0152	0.0094	0.0145	0.0048	0.0112	0.0000	0.0000	0.0011
2007	1	2	0	2	37	0.0000	0.0000	0.0000	0.0000	0.0000	0.0000
	0.0000	0.0000	0.0000	0.0000	0.0000	0.0000	0.0154	0.0095	0.0359	0.0500	0.0493
	0.0423	0.0349	0.0786	0.0691	0.1029	0.0875	0.1144	0.0826	0.0757	0.0391	0.0365
	0.0362	0.0184	0.0101	0.0027	0.0042	0.0035	0.0012	0.0000	0.0000	0.0000	0.0000
	0.0000	0.0000	0.0000	0.0000	0.0000	0.0000	0.0000	0.0000	0.0000	0.0154	0.0095
	0.0359	0.0500	0.0493	0.0423	0.0349	0.0786	0.0691	0.1029	0.0875	0.1144	0.0826
	0.0757	0.0391	0.0365	0.0362	0.0184	0.0101	0.0027	0.0042	0.0035	0.0012	0.0000
2008	1	2	0	2	65	0.0000	0.0000	0.0000	0.0000	0.0000	0.0000
	0.0000	0.0000	0.0000	0.0000	0.0000	0.0001	0.0003	0.0092	0.0341	0.0310	0.0414
	0.0536	0.0669	0.0854	0.1130	0.0973	0.0623	0.0952	0.0980	0.0936	0.0489	0.0319
	0.0129	0.0071	0.0094	0.0041	0.0009	0.0013	0.0012	0.0010	0.0000	0.0000	0.0000
	0.0000	0.0000	0.0000	0.0000	0.0000	0.0000	0.0000	0.0000	0.0001	0.0003	0.0092
	0.0341	0.0310	0.0414	0.0536	0.0669	0.0854	0.1130	0.0973	0.0623	0.0952	0.0980
	0.0936	0.0489	0.0319	0.0129	0.0071	0.0094	0.0041	0.0009	0.0013	0.0012	0.0010
2009	1	2	0	2	92	0.0000	0.0000	0.0000	0.0000	0.0000	0.0000
	0.0000	0.0000	0.0000	0.0000	0.0000	0.0000	0.0004	0.0102	0.0170	0.0219	0.0158
	0.0578	0.0795	0.0842	0.1412	0.0883	0.0836	0.1041	0.0725	0.0838	0.0417	0.0270
	0.0303	0.0239	0.0081	0.0058	0.0016	0.0014	0.0000	0.0000	0.0000	0.0000	0.0000
	0.0000	0.0000	0.0000	0.0000	0.0000	0.0000	0.0000	0.0000	0.0000	0.0004	0.0102
	0.0170	0.0219	0.0158	0.0578	0.0795	0.0842	0.1412	0.0883	0.0836	0.1041	0.0725
	0.0838	0.0417	0.0270	0.0303	0.0239	0.0081	0.0058	0.0016	0.0014	0.0000	0.0000
2010	1	2	0	2	81	0.0000	0.0000	0.0000	0.0000	0.0000	0.0000
	0.0000	0.0002	0.0002	0.0002	0.0031	0.0063	0.0167	0.0111	0.0237	0.0476	0.0349
	0.0678	0.0739	0.0541	0.0853	0.1012	0.0884	0.0701	0.0867	0.0623	0.0552	0.0147
	0.0568	0.0112	0.0157	0.0053	0.0054	0.0020	0.0000	0.0000	0.0000	0.0000	0.0000
	0.0000	0.0000	0.0000	0.0000	0.0002	0.0002	0.0002	0.0031	0.0063	0.0167	0.0111
	0.0237	0.0476	0.0349	0.0678	0.0739	0.0541	0.0853	0.1012	0.0884	0.0701	0.0867
	0.0623	0.0552	0.0147	0.0568	0.0112	0.0157	0.0053	0.0054	0.0020	0.0000	0.0000
# POT discards from WCGOP updated for 2011 (N=4)											
2006	1	2	0	1	33	0.0645	0.0108	0.0058	0.0156	0.0034	0.0166
	0.0075	0.0048	0.0087	0.0046	0.0176	0.0108	0.0301	0.0242	0.0896	0.1057	0.1208
	0.1021	0.1215	0.1194	0.0569	0.0342	0.0229	0.0020	0.0000	0.0000	0.0000	0.0000
	0.0000	0.0000	0.0000	0.0000	0.0000	0.0000	0.0000	0.0000	0.0645	0.0108	0.0058
	0.0156	0.0034	0.0166	0.0075	0.0048	0.0087	0.0046	0.0176	0.0108	0.0301	0.0242
	0.0896	0.1057	0.1208	0.1021	0.1215	0.1194	0.0569	0.0342	0.0229	0.0020	0.0000
	0.0000	0.0000	0.0000	0.0000	0.0000	0.0000	0.0000	0.0000	0.0000	0.0000	0.0000
2007	1	2	0	1	48	0.0412	0.0093	0.0030	0.0000	0.0028	0.0028
	0.0028	0.0000	0.0016	0.0000	0.0044	0.0013	0.0200	0.0426	0.0670	0.1351	0.1892
	0.1533	0.1046	0.1030	0.0469	0.0211	0.0122	0.0075	0.0132	0.0055	0.0084	0.0006
	0.0007	0.0000	0.0000	0.0000	0.0000	0.0000	0.0000	0.0000	0.0412	0.0093	0.0030
	0.0000	0.0028	0.0028	0.0028	0.0000	0.0016	0.0000	0.0044	0.0013	0.0200	0.0426

	0.0670	0.1351	0.1892	0.1533	0.1046	0.1030	0.0469	0.0211	0.0122	0.0075	0.0132
	0.0055	0.0084	0.0006	0.0007	0.0000	0.0000	0.0000	0.0000	0.0000	0.0000	0.0000
2008	1	2	0	1	8	0.0000	0.0000	0.0000	0.0000	0.0000	0.0000
	0.0000	0.0000	0.0000	0.0000	0.0000	0.0626	0.0547	0.0324	0.0075	0.0511	0.0931
	0.0975	0.2260	0.1666	0.1455	0.0555	0.0018	0.0000	0.0056	0.0000	0.0000	0.0000
	0.0000	0.0000	0.0000	0.0000	0.0000	0.0000	0.0000	0.0000	0.0000	0.0000	0.0000
	0.0000	0.0000	0.0000	0.0000	0.0000	0.0000	0.0000	0.0000	0.0626	0.0547	0.0324
	0.0075	0.0511	0.0931	0.0975	0.2260	0.1666	0.1455	0.0555	0.0018	0.0000	0.0056
	0.0000	0.0000	0.0000	0.0000	0.0000	0.0000	0.0000	0.0000	0.0000	0.0000	0.0000
2009	1	2	0	1	43	0.0000	0.0000	0.0000	0.0000	0.0000	0.0011
	0.0011	0.0243	0.0115	0.0384	0.0457	0.0940	0.0138	0.0264	0.0542	0.0499	0.0878
	0.0969	0.1478	0.2094	0.0701	0.0276	0.0000	0.0000	0.0000	0.0000	0.0000	0.0000
	0.0000	0.0000	0.0000	0.0000	0.0000	0.0000	0.0000	0.0000	0.0000	0.0000	0.0000
	0.0000	0.0000	0.0011	0.0011	0.0243	0.0115	0.0384	0.0457	0.0940	0.0138	0.0264
	0.0542	0.0499	0.0878	0.0969	0.1478	0.2094	0.0701	0.0276	0.0000	0.0000	0.0000
	0.0000	0.0000	0.0000	0.0000	0.0000	0.0000	0.0000	0.0000	0.0000	0.0000	0.0000

TWL updated for 2011 (N=32)

1978	1	3	0	2	10	0.0000	0.0000	0.0000	0.0000	0.0000	0.0000
	0.0008	0.0009	0.0010	0.0061	0.0040	0.0219	0.2419	0.0407	0.1730	0.0594	0.0818
	0.0873	0.0145	0.0135	0.0264	0.1000	0.0221	0.0166	0.0186	0.0173	0.0151	0.0116
	0.0087	0.0046	0.0023	0.0041	0.0011	0.0023	0.0006	0.0018	0.0000	0.0000	0.0000
	0.0000	0.0000	0.0000	0.0008	0.0009	0.0010	0.0061	0.0040	0.0219	0.2419	0.0407
	0.1730	0.0594	0.0818	0.0873	0.0145	0.0135	0.0264	0.1000	0.0221	0.0166	0.0186
	0.0173	0.0151	0.0116	0.0087	0.0046	0.0023	0.0041	0.0011	0.0023	0.0006	0.0018
1979	1	3	0	2	5	0.0000	0.0000	0.0000	0.0000	0.0000	0.0000
	0.0401	0.0000	0.0000	0.0000	0.0000	0.4103	0.0000	0.0000	0.2009	0.0000	0.2789
	0.0698	0.0000	0.0000	0.0000	0.0000	0.0000	0.0000	0.0000	0.0000	0.0000	0.0000
	0.0000	0.0000	0.0000	0.0000	0.0000	0.0000	0.0000	0.0000	0.0000	0.0000	0.0000
	0.0000	0.0000	0.0000	0.0401	0.0000	0.0000	0.0000	0.0000	0.4103	0.0000	0.0000
	0.2009	0.0000	0.2789	0.0698	0.0000	0.0000	0.0000	0.0000	0.0000	0.0000	0.0000
	0.0000	0.0000	0.0000	0.0000	0.0000	0.0000	0.0000	0.0000	0.0000	0.0000	0.0000
1980	1	3	0	2	42	0.0000	0.0000	0.0000	0.0000	0.0000	0.0000
	0.0000	0.0001	0.0001	0.0003	0.0004	0.0071	0.0083	0.0469	0.0729	0.0931	0.1544
	0.1577	0.1470	0.0998	0.0739	0.0514	0.0267	0.0213	0.0116	0.0079	0.0051	0.0019
	0.0039	0.0033	0.0013	0.0012	0.0012	0.0006	0.0000	0.0007	0.0000	0.0000	0.0000
	0.0000	0.0000	0.0000	0.0000	0.0001	0.0001	0.0003	0.0004	0.0071	0.0083	0.0469
	0.0729	0.0931	0.1544	0.1577	0.1470	0.0998	0.0739	0.0514	0.0267	0.0213	0.0116
	0.0079	0.0051	0.0019	0.0039	0.0033	0.0013	0.0012	0.0012	0.0006	0.0000	0.0007
1981	1	3	0	2	31	0.0000	0.0000	0.0000	0.0000	0.0000	0.0000
	0.0000	0.0002	0.0000	0.0029	0.0041	0.0162	0.0328	0.0572	0.0861	0.0944	0.1165
	0.1434	0.1171	0.0936	0.0775	0.0484	0.0324	0.0258	0.0151	0.0114	0.0061	0.0057
	0.0028	0.0028	0.0033	0.0012	0.0003	0.0000	0.0000	0.0024	0.0000	0.0000	0.0000
	0.0000	0.0000	0.0000	0.0000	0.0002	0.0000	0.0029	0.0041	0.0162	0.0328	0.0572
	0.0861	0.0944	0.1165	0.1434	0.1171	0.0936	0.0775	0.0484	0.0324	0.0258	0.0151
	0.0114	0.0061	0.0057	0.0028	0.0028	0.0033	0.0012	0.0003	0.0000	0.0000	0.0024
1983	1	3	0	2	11	0.0000	0.0000	0.0000	0.0000	0.0000	0.0016
	0.0016	0.0032	0.0192	0.0096	0.0000	0.0097	0.0160	0.0384	0.0865	0.1702	0.1169
	0.1002	0.0864	0.1033	0.0608	0.0507	0.0335	0.0298	0.0110	0.0142	0.0071	0.0052
	0.0067	0.0043	0.0034	0.0001	0.0014	0.0040	0.0037	0.0014	0.0000	0.0000	0.0000
	0.0000	0.0000	0.0016	0.0016	0.0032	0.0192	0.0096	0.0000	0.0097	0.0160	0.0384
	0.0865	0.1702	0.1169	0.1002	0.0864	0.1033	0.0608	0.0507	0.0335	0.0298	0.0110
	0.0142	0.0071	0.0052	0.0067	0.0043	0.0034	0.0001	0.0014	0.0040	0.0037	0.0014
1985	1	3	0	2	25	0.0000	0.0000	0.0000	0.0000	0.0000	0.0000
	0.0000	0.0000	0.0000	0.0007	0.0019	0.0134	0.0208	0.5990	0.0736	0.0705	0.0595
	0.0565	0.0316	0.0188	0.0162	0.0119	0.0069	0.0053	0.0043	0.0030	0.0025	0.0007
	0.0006	0.0010	0.0006	0.0004	0.0002	0.0001	0.0000	0.0001	0.0000	0.0000	0.0000
	0.0000	0.0000	0.0000	0.0000	0.0000	0.0000	0.0007	0.0019	0.0134	0.0208	0.5990
	0.0736	0.0705	0.0595	0.0565	0.0316	0.0188	0.0162	0.0119	0.0069	0.0053	0.0043
	0.0030	0.0025	0.0007	0.0006	0.0010	0.0006	0.0004	0.0002	0.0001	0.0000	0.0001
1986	1	3	0	2	185	0.0000	0.0000	0.0000	0.0000	0.0000	0.0006
	0.0015	0.0026	0.0048	0.0174	0.0243	0.0308	0.0562	0.0817	0.1147	0.1504	0.1259
	0.1115	0.0868	0.0695	0.0434	0.0281	0.0196	0.0091	0.0088	0.0037	0.0026	0.0015
	0.0012	0.0005	0.0006	0.0006	0.0003	0.0005	0.0003	0.0004	0.0000	0.0000	0.0000
	0.0000	0.0000	0.0006	0.0015	0.0026	0.0048	0.0174	0.0243	0.0308	0.0562	0.0817

	0.1147	0.1504	0.1259	0.1115	0.0868	0.0695	0.0434	0.0281	0.0196	0.0091	0.0088
	0.0037	0.0026	0.0015	0.0012	0.0005	0.0006	0.0006	0.0003	0.0005	0.0003	0.0004
1987	1	3	0	2	172	0.0006	0.0000	0.0000	0.0000	0.0000	0.0007
	0.0008	0.0027	0.0073	0.0258	0.0505	0.0730	0.0860	0.1035	0.1013	0.1038	0.1099
	0.1054	0.0799	0.0553	0.0336	0.0203	0.0124	0.0061	0.0063	0.0038	0.0035	0.0020
	0.0012	0.0015	0.0007	0.0007	0.0001	0.0004	0.0003	0.0004	0.0006	0.0000	0.0000
	0.0000	0.0000	0.0007	0.0008	0.0027	0.0073	0.0258	0.0505	0.0730	0.0860	0.1035
	0.1013	0.1038	0.1099	0.1054	0.0799	0.0553	0.0336	0.0203	0.0124	0.0061	0.0063
	0.0038	0.0035	0.0020	0.0012	0.0015	0.0007	0.0007	0.0001	0.0004	0.0003	0.0004
1988	1	3	0	2	122	0.0000	0.0000	0.0000	0.0000	0.0000	0.0008
	0.0028	0.0050	0.0077	0.0111	0.0337	0.0531	0.0843	0.1036	0.1238	0.1225	0.1243
	0.1034	0.0764	0.0569	0.0359	0.0178	0.0119	0.0075	0.0033	0.0047	0.0037	0.0019
	0.0012	0.0007	0.0007	0.0006	0.0003	0.0003	0.0000	0.0000	0.0000	0.0000	0.0000
	0.0000	0.0000	0.0008	0.0028	0.0050	0.0077	0.0111	0.0337	0.0531	0.0843	0.1036
	0.1238	0.1225	0.1243	0.1034	0.0764	0.0569	0.0359	0.0178	0.0119	0.0075	0.0033
	0.0047	0.0037	0.0019	0.0012	0.0007	0.0007	0.0006	0.0003	0.0003	0.0000	0.0000
1989	1	3	0	2	153	0.0000	0.0000	0.0000	0.0000	0.0002	0.0023
	0.0047	0.0071	0.0083	0.0214	0.0333	0.0614	0.0627	0.0814	0.1223	0.1311	0.1289
	0.1023	0.0910	0.0587	0.0344	0.0133	0.0086	0.0046	0.0025	0.0052	0.0008	0.0019
	0.0034	0.0021	0.0026	0.0018	0.0002	0.0001	0.0012	0.0003	0.0000	0.0000	0.0000
	0.0000	0.0002	0.0023	0.0047	0.0071	0.0083	0.0214	0.0333	0.0614	0.0627	0.0814
	0.1223	0.1311	0.1289	0.1023	0.0910	0.0587	0.0344	0.0133	0.0086	0.0046	0.0025
	0.0052	0.0008	0.0019	0.0034	0.0021	0.0026	0.0018	0.0002	0.0001	0.0012	0.0003
1990	1	3	0	2	171	0.0000	0.0000	0.0000	0.0000	0.0000	0.0000
	0.0003	0.0008	0.0021	0.0062	0.0136	0.0307	0.0560	0.0717	0.1093	0.1236	0.1716
	0.1429	0.0967	0.0680	0.0346	0.0209	0.0172	0.0085	0.0055	0.0058	0.0037	0.0025
	0.0024	0.0023	0.0012	0.0007	0.0004	0.0002	0.0002	0.0005	0.0000	0.0000	0.0000
	0.0000	0.0000	0.0000	0.0003	0.0008	0.0021	0.0062	0.0136	0.0307	0.0560	0.0717
	0.1093	0.1236	0.1716	0.1429	0.0967	0.0680	0.0346	0.0209	0.0172	0.0085	0.0055
	0.0058	0.0037	0.0025	0.0024	0.0023	0.0012	0.0007	0.0004	0.0002	0.0002	0.0005
1991	1	3	0	2	168	0.0000	0.0000	0.0000	0.0001	0.0000	0.0003
	0.0004	0.0014	0.0022	0.0064	0.0286	0.0507	0.0722	0.0853	0.1049	0.1245	0.1268
	0.0966	0.1011	0.0661	0.0474	0.0299	0.0152	0.0113	0.0090	0.0065	0.0037	0.0027
	0.0015	0.0014	0.0017	0.0002	0.0008	0.0006	0.0001	0.0003	0.0000	0.0000	0.0000
	0.0001	0.0000	0.0003	0.0004	0.0014	0.0022	0.0064	0.0286	0.0507	0.0722	0.0853
	0.1049	0.1245	0.1268	0.0966	0.1011	0.0661	0.0474	0.0299	0.0152	0.0113	0.0090
	0.0065	0.0037	0.0027	0.0015	0.0014	0.0017	0.0002	0.0008	0.0006	0.0001	0.0003
1992	1	3	0	2	18	0.0000	0.0000	0.0000	0.0000	0.0000	0.0029
	0.0107	0.0188	0.0331	0.0483	0.0453	0.0388	0.1061	0.1451	0.1246	0.0764	0.0431
	0.0539	0.0445	0.0420	0.0401	0.0164	0.0283	0.0105	0.0133	0.0221	0.0109	0.0073
	0.0039	0.0017	0.0057	0.0047	0.0000	0.0000	0.0000	0.0015	0.0000	0.0000	0.0000
	0.0000	0.0000	0.0029	0.0107	0.0188	0.0331	0.0483	0.0453	0.0388	0.1061	0.1451
	0.1246	0.0764	0.0431	0.0539	0.0445	0.0420	0.0401	0.0164	0.0283	0.0105	0.0133
	0.0221	0.0109	0.0073	0.0039	0.0017	0.0057	0.0047	0.0000	0.0000	0.0000	0.0015
1993	1	3	0	2	183	0.0000	0.0000	0.0001	0.0000	0.0000	0.0000
	0.0004	0.0016	0.0043	0.0092	0.0116	0.0189	0.0336	0.0748	0.1100	0.1530	0.1601
	0.1438	0.0865	0.0680	0.0464	0.0242	0.0147	0.0117	0.0085	0.0048	0.0048	0.0033
	0.0023	0.0011	0.0005	0.0007	0.0002	0.0004	0.0002	0.0001	0.0000	0.0000	0.0001
	0.0000	0.0000	0.0000	0.0004	0.0016	0.0043	0.0092	0.0116	0.0189	0.0336	0.0748
	0.1100	0.1530	0.1601	0.1438	0.0865	0.0680	0.0464	0.0242	0.0147	0.0117	0.0085
	0.0048	0.0048	0.0033	0.0023	0.0011	0.0005	0.0007	0.0002	0.0004	0.0002	0.0001
1994	1	3	0	2	157	0.0000	0.0000	0.0000	0.0000	0.0000	0.0002
	0.0020	0.0058	0.0132	0.0185	0.0165	0.0205	0.0381	0.0620	0.1165	0.1540	0.1281
	0.1422	0.0783	0.0614	0.0420	0.0339	0.0193	0.0124	0.0103	0.0093	0.0047	0.0025
	0.0025	0.0032	0.0011	0.0004	0.0007	0.0003	0.0000	0.0001	0.0000	0.0000	0.0000
	0.0000	0.0000	0.0002	0.0020	0.0058	0.0132	0.0185	0.0165	0.0205	0.0381	0.0620
	0.1165	0.1540	0.1281	0.1422	0.0783	0.0614	0.0420	0.0339	0.0193	0.0124	0.0103
	0.0093	0.0047	0.0025	0.0025	0.0032	0.0011	0.0004	0.0007	0.0003	0.0000	0.0001
1995	1	3	0	2	143	0.0000	0.0000	0.0000	0.0000	0.0001	0.0003
	0.0009	0.0042	0.0079	0.0135	0.0153	0.0153	0.0161	0.0294	0.0654	0.0896	0.1433
	0.1610	0.1128	0.1008	0.0582	0.0562	0.0380	0.0181	0.0074	0.0093	0.0093	0.0044
	0.0116	0.0054	0.0008	0.0045	0.0001	0.0000	0.0001	0.0009	0.0000	0.0000	0.0000
	0.0000	0.0001	0.0003	0.0009	0.0042	0.0079	0.0135	0.0153	0.0153	0.0161	0.0294
	0.0654	0.0896	0.1433	0.1610	0.1128	0.1008	0.0582	0.0562	0.0380	0.0181	0.0074
	0.0093	0.0093	0.0044	0.0116	0.0054	0.0008	0.0045	0.0001	0.0000	0.0001	0.0009
1996	1	3	0	2	119	0.0000	0.0000	0.0000	0.0000	0.0000	0.0002
	0.0014	0.0044	0.0090	0.0118	0.0159	0.0168	0.0189	0.0169	0.0436	0.0918	0.1298
	0.1712	0.1603	0.1011	0.0852	0.0586	0.0182	0.0137	0.0090	0.0081	0.0032	0.0046
	0.0029	0.0000	0.0034	0.0000	0.0001	0.0000	0.0000	0.0000	0.0000	0.0000	0.0000
	0.0000	0.0000	0.0002	0.0014	0.0044	0.0090	0.0118	0.0159	0.0168	0.0189	0.0169

	0.0436	0.0918	0.1298	0.1712	0.1603	0.1011	0.0852	0.0586	0.0182	0.0137	0.0090
	0.0081	0.0032	0.0046	0.0029	0.0000	0.0034	0.0000	0.0001	0.0000	0.0000	0.0000
1997	1	3	0	2	144	0.0000	0.0000	0.0000	0.0000	0.0002	0.0006
	0.0017	0.0018	0.0052	0.0123	0.0318	0.0292	0.0187	0.0208	0.0355	0.0669	0.1140
	0.1635	0.1538	0.1167	0.0742	0.0408	0.0284	0.0207	0.0174	0.0159	0.0103	0.0083
	0.0029	0.0049	0.0004	0.0011	0.0015	0.0002	0.0000	0.0003	0.0000	0.0000	0.0000
	0.0000	0.0002	0.0006	0.0017	0.0018	0.0052	0.0123	0.0318	0.0292	0.0187	0.0208
	0.0355	0.0669	0.1140	0.1635	0.1538	0.1167	0.0742	0.0408	0.0284	0.0207	0.0174
	0.0159	0.0103	0.0083	0.0029	0.0049	0.0004	0.0011	0.0015	0.0002	0.0000	0.0003
1998	1	3	0	2	130	0.0000	0.0000	0.0000	0.0000	0.0001	0.0001
	0.0008	0.0018	0.0031	0.0057	0.0067	0.0086	0.0109	0.0248	0.0414	0.0657	0.1274
	0.1444	0.1216	0.1201	0.0806	0.0724	0.0453	0.0242	0.0298	0.0216	0.0164	0.0071
	0.0087	0.0054	0.0030	0.0009	0.0001	0.0002	0.0001	0.0010	0.0000	0.0000	0.0000
	0.0000	0.0001	0.0001	0.0008	0.0018	0.0031	0.0057	0.0067	0.0086	0.0109	0.0248
	0.0414	0.0657	0.1274	0.1444	0.1216	0.1201	0.0806	0.0724	0.0453	0.0242	0.0298
	0.0216	0.0164	0.0071	0.0087	0.0054	0.0030	0.0009	0.0001	0.0002	0.0001	0.0010
1999	1	3	0	2	158	0.0000	0.0000	0.0000	0.0000	0.0000	0.0000
	0.0002	0.0009	0.0039	0.0072	0.0103	0.0089	0.0091	0.0121	0.0313	0.0632	0.0967
	0.1399	0.1409	0.1343	0.1068	0.0923	0.0446	0.0241	0.0278	0.0132	0.0074	0.0050
	0.0067	0.0050	0.0031	0.0024	0.0025	0.0001	0.0001	0.0002	0.0000	0.0000	0.0000
	0.0000	0.0000	0.0000	0.0002	0.0009	0.0039	0.0072	0.0103	0.0089	0.0091	0.0121
	0.0313	0.0632	0.0967	0.1399	0.1409	0.1343	0.1068	0.0923	0.0446	0.0241	0.0278
	0.0132	0.0074	0.0050	0.0067	0.0050	0.0031	0.0024	0.0025	0.0001	0.0001	0.0002
2000	1	3	0	2	150	0.0000	0.0000	0.0000	0.0000	0.0001	0.0007
	0.0041	0.0108	0.0332	0.0264	0.0167	0.0126	0.0100	0.0097	0.0227	0.0571	0.1127
	0.1534	0.1360	0.1079	0.0977	0.0583	0.0353	0.0342	0.0218	0.0128	0.0110	0.0030
	0.0023	0.0043	0.0032	0.0005	0.0010	0.0007	0.0001	0.0001	0.0000	0.0000	0.0000
	0.0000	0.0001	0.0007	0.0041	0.0108	0.0332	0.0264	0.0167	0.0126	0.0100	0.0097
	0.0227	0.0571	0.1127	0.1534	0.1360	0.1079	0.0977	0.0583	0.0353	0.0342	0.0218
	0.0128	0.0110	0.0030	0.0023	0.0043	0.0032	0.0005	0.0010	0.0007	0.0001	0.0001
2001	1	3	0	2	145	0.0000	0.0000	0.0000	0.0001	0.0001	0.0001
	0.0020	0.0044	0.0098	0.0212	0.0313	0.0281	0.0419	0.0441	0.0373	0.0643	0.0938
	0.1418	0.0960	0.1039	0.0656	0.0634	0.0450	0.0298	0.0195	0.0138	0.0120	0.0111
	0.0047	0.0013	0.0078	0.0011	0.0035	0.0005	0.0007	0.0000	0.0000	0.0000	0.0000
	0.0001	0.0001	0.0001	0.0020	0.0044	0.0098	0.0212	0.0313	0.0281	0.0419	0.0441
	0.0373	0.0643	0.0938	0.1418	0.0960	0.1039	0.0656	0.0634	0.0450	0.0298	0.0195
	0.0138	0.0120	0.0111	0.0047	0.0013	0.0078	0.0011	0.0035	0.0005	0.0007	0.0000
2002	1	3	0	2	141	0.0001	0.0000	0.0000	0.0000	0.0003	0.0005
	0.0013	0.0024	0.0037	0.0076	0.0191	0.0313	0.0442	0.0644	0.0765	0.0797	0.1155
	0.1358	0.1206	0.0772	0.0697	0.0570	0.0301	0.0164	0.0147	0.0127	0.0082	0.0031
	0.0032	0.0011	0.0007	0.0006	0.0000	0.0003	0.0000	0.0017	0.0001	0.0000	0.0000
	0.0000	0.0003	0.0005	0.0013	0.0024	0.0037	0.0076	0.0191	0.0313	0.0442	0.0644
	0.0765	0.0797	0.1155	0.1358	0.1206	0.0772	0.0697	0.0570	0.0301	0.0164	0.0147
	0.0127	0.0082	0.0031	0.0032	0.0011	0.0007	0.0006	0.0000	0.0003	0.0000	0.0017
2003	1	3	0	2	156	0.0000	0.0000	0.0000	0.0002	0.0000	0.0002
	0.0009	0.0019	0.0060	0.0091	0.0112	0.0120	0.0287	0.0517	0.0834	0.0988	0.1160
	0.1248	0.1085	0.1024	0.0743	0.0533	0.0371	0.0242	0.0199	0.0085	0.0063	0.0034
	0.0065	0.0067	0.0022	0.0004	0.0002	0.0010	0.0000	0.0003	0.0000	0.0000	0.0000
	0.0002	0.0000	0.0002	0.0009	0.0019	0.0060	0.0091	0.0112	0.0120	0.0287	0.0517
	0.0834	0.0988	0.1160	0.1248	0.1085	0.1024	0.0743	0.0533	0.0371	0.0242	0.0199
	0.0085	0.0063	0.0034	0.0065	0.0067	0.0022	0.0004	0.0002	0.0010	0.0000	0.0003
2004	1	3	0	2	128	0.0000	0.0000	0.0000	0.0000	0.0005	0.0002
	0.0001	0.0003	0.0007	0.0010	0.0052	0.0247	0.0402	0.0415	0.0692	0.0887	0.1167
	0.1298	0.1315	0.1028	0.0807	0.0514	0.0373	0.0185	0.0156	0.0125	0.0080	0.0074
	0.0024	0.0036	0.0017	0.0027	0.0013	0.0026	0.0013	0.0001	0.0000	0.0000	0.0000
	0.0000	0.0005	0.0002	0.0001	0.0003	0.0007	0.0010	0.0052	0.0247	0.0402	0.0415
	0.0692	0.0887	0.1167	0.1298	0.1315	0.1028	0.0807	0.0514	0.0373	0.0185	0.0156
	0.0125	0.0080	0.0074	0.0024	0.0036	0.0017	0.0027	0.0013	0.0026	0.0013	0.0001
2005	1	3	0	2	150	0.0000	0.0000	0.0000	0.0000	0.0000	0.0000
	0.0000	0.0001	0.0003	0.0011	0.0046	0.0109	0.0196	0.0402	0.0543	0.0814	0.0982
	0.1308	0.1527	0.1030	0.0942	0.0515	0.0595	0.0241	0.0157	0.0150	0.0118	0.0105
	0.0033	0.0051	0.0043	0.0009	0.0034	0.0006	0.0017	0.0012	0.0000	0.0000	0.0000
	0.0000	0.0000	0.0000	0.0000	0.0001	0.0003	0.0011	0.0046	0.0109	0.0196	0.0402
	0.0543	0.0814	0.0982	0.1308	0.1527	0.1030	0.0942	0.0515	0.0595	0.0241	0.0157
	0.0150	0.0118	0.0105	0.0033	0.0051	0.0043	0.0009	0.0034	0.0006	0.0017	0.0012
2006	1	3	0	2	173	0.0000	0.0000	0.0000	0.0000	0.0000	0.0000
	0.0000	0.0002	0.0007	0.0015	0.0040	0.0067	0.0152	0.0244	0.0488	0.0668	0.1057
	0.1353	0.1370	0.1020	0.0815	0.0732	0.0591	0.0458	0.0354	0.0231	0.0115	0.0080
	0.0051	0.0028	0.0019	0.0007	0.0013	0.0009	0.0009	0.0003	0.0000	0.0000	0.0000
	0.0000	0.0000	0.0000	0.0000	0.0002	0.0007	0.0015	0.0040	0.0067	0.0152	0.0244

	0.0488	0.0668	0.1057	0.1353	0.1370	0.1020	0.0815	0.0732	0.0591	0.0458	0.0354
	0.0231	0.0115	0.0080	0.0051	0.0028	0.0019	0.0007	0.0013	0.0009	0.0009	0.0003
2007	1	3	0	2	179	0.0000	0.0000	0.0000	0.0000	0.0000	0.0000
	0.0005	0.0003	0.0005	0.0005	0.0013	0.0027	0.0100	0.0178	0.0436	0.0703	0.1030
	0.1367	0.1329	0.1079	0.0966	0.0748	0.0585	0.0415	0.0342	0.0214	0.0139	0.0102
	0.0065	0.0032	0.0046	0.0027	0.0032	0.0003	0.0000	0.0005	0.0000	0.0000	0.0000
	0.0000	0.0000	0.0000	0.0005	0.0003	0.0005	0.0005	0.0013	0.0027	0.0100	0.0178
	0.0436	0.0703	0.1030	0.1367	0.1329	0.1079	0.0966	0.0748	0.0585	0.0415	0.0342
	0.0214	0.0139	0.0102	0.0065	0.0032	0.0046	0.0027	0.0032	0.0003	0.0000	0.0005
2008	1	3	0	2	156	0.0000	0.0000	0.0000	0.0000	0.0000	0.0000
	0.0002	0.0002	0.0002	0.0000	0.0006	0.0016	0.0038	0.0154	0.0313	0.0653	0.1035
	0.1247	0.1279	0.1144	0.1069	0.0854	0.0561	0.0431	0.0332	0.0260	0.0221	0.0156
	0.0066	0.0032	0.0048	0.0019	0.0028	0.0008	0.0000	0.0026	0.0000	0.0000	0.0000
	0.0000	0.0000	0.0000	0.0002	0.0002	0.0002	0.0000	0.0006	0.0016	0.0038	0.0154
	0.0313	0.0653	0.1035	0.1247	0.1279	0.1144	0.1069	0.0854	0.0561	0.0431	0.0332
	0.0260	0.0221	0.0156	0.0066	0.0032	0.0048	0.0019	0.0028	0.0008	0.0000	0.0026
2009	1	3	0	2	121	0.0000	0.0000	0.0000	0.0000	0.0000	0.0002
	0.0000	0.0002	0.0005	0.0023	0.0043	0.0033	0.0045	0.0125	0.0443	0.0753	0.1076
	0.1204	0.1388	0.1083	0.1078	0.0715	0.0590	0.0355	0.0325	0.0204	0.0194	0.0095
	0.0079	0.0072	0.0031	0.0005	0.0012	0.0005	0.0005	0.0008	0.0000	0.0000	0.0000
	0.0000	0.0000	0.0002	0.0000	0.0002	0.0005	0.0023	0.0043	0.0033	0.0045	0.0125
	0.0443	0.0753	0.1076	0.1204	0.1388	0.1083	0.1078	0.0715	0.0590	0.0355	0.0325
	0.0204	0.0194	0.0095	0.0079	0.0072	0.0031	0.0005	0.0012	0.0005	0.0005	0.0008
2010	1	3	0	2	121	0.0000	0.0000	0.0000	0.0000	0.0010	0.0038
	0.0063	0.0058	0.0029	0.0049	0.0147	0.0403	0.0485	0.0294	0.0334	0.0481	0.1027
	0.1212	0.1188	0.1028	0.0897	0.0629	0.0445	0.0379	0.0260	0.0177	0.0116	0.0086
	0.0056	0.0045	0.0024	0.0006	0.0004	0.0006	0.0014	0.0010	0.0000	0.0000	0.0000
	0.0000	0.0010	0.0038	0.0063	0.0058	0.0029	0.0049	0.0147	0.0403	0.0485	0.0294
	0.0334	0.0481	0.1027	0.1212	0.1188	0.1028	0.0897	0.0629	0.0445	0.0379	0.0260
	0.0177	0.0116	0.0086	0.0056	0.0045	0.0024	0.0006	0.0004	0.0006	0.0014	0.0010
# TWL discards from WCGOP updated for 2011 (N=6)											
2004	1	3	0	1	4	0.0000	0.0000	0.0000	0.0000	0.0000	0.0000
	0.0000	0.0000	0.0000	0.0000	0.0000	0.0927	0.0000	0.0000	0.0927	0.0927	0.1655
	0.0000	0.5564	0.0000	0.0000	0.0000	0.0000	0.0000	0.0000	0.0000	0.0000	0.0000
	0.0000	0.0000	0.0000	0.0000	0.0000	0.0000	0.0000	0.0000	0.0000	0.0000	0.0000
	0.0000	0.0000	0.0000	0.0000	0.0000	0.0000	0.0000	0.0000	0.0927	0.0000	0.0000
	0.0927	0.0927	0.1655	0.0000	0.5564	0.0000	0.0000	0.0000	0.0000	0.0000	0.0000
	0.0000	0.0000	0.0000	0.0000	0.0000	0.0000	0.0000	0.0000	0.0000	0.0000	0.0000
2005	1	3	0	1	4	0.0000	0.0000	0.0000	0.0000	0.0000	0.0000
	0.0602	0.0000	0.0000	0.0000	0.2442	0.1412	0.0869	0.0706	0.1216	0.1164	0.0473
	0.0000	0.0410	0.0000	0.0000	0.0000	0.0706	0.0000	0.0000	0.0000	0.0000	0.0000
	0.0000	0.0000	0.0000	0.0000	0.0000	0.0000	0.0000	0.0000	0.0000	0.0000	0.0000
	0.0000	0.0000	0.0000	0.0602	0.0000	0.0000	0.0000	0.2442	0.1412	0.0869	0.0706
	0.1216	0.1164	0.0473	0.0000	0.0410	0.0000	0.0000	0.0000	0.0706	0.0000	0.0000
	0.0000	0.0000	0.0000	0.0000	0.0000	0.0000	0.0000	0.0000	0.0000	0.0000	0.0000
2006	1	3	0	1	189	0.0007	0.0002	0.2023	0.0004	0.0002	0.0042
	0.0022	0.0036	0.0343	0.0660	0.0907	0.0894	0.0732	0.0913	0.0699	0.0709	0.0548
	0.0232	0.0229	0.0092	0.0067	0.0153	0.0227	0.0027	0.0078	0.0350	0.0002	0.0000
	0.0000	0.0000	0.0000	0.0000	0.0000	0.0000	0.0000	0.0000	0.0007	0.0002	0.2023
	0.0004	0.0002	0.0042	0.0022	0.0036	0.0343	0.0660	0.0907	0.0894	0.0732	0.0913
	0.0699	0.0709	0.0548	0.0232	0.0229	0.0092	0.0067	0.0153	0.0227	0.0027	0.0078
	0.0350	0.0002	0.0000	0.0000	0.0000	0.0000	0.0000	0.0000	0.0000	0.0000	0.0000
2007	1	3	0	1	165	0.0001	0.0000	0.0001	0.0001	0.0001	0.0006
	0.0017	0.0039	0.0133	0.0123	0.0215	0.0110	0.0109	0.2141	0.0929	0.1773	0.0454
	0.0401	0.2375	0.0304	0.0170	0.0634	0.0024	0.0016	0.0000	0.0016	0.0009	0.0000
	0.0000	0.0000	0.0000	0.0000	0.0000	0.0000	0.0000	0.0000	0.0001	0.0000	0.0001
	0.0001	0.0001	0.0006	0.0017	0.0039	0.0133	0.0123	0.0215	0.0110	0.0109	0.2141
	0.0929	0.1773	0.0454	0.0401	0.2375	0.0304	0.0170	0.0634	0.0024	0.0016	0.0000
	0.0016	0.0009	0.0000	0.0000	0.0000	0.0000	0.0000	0.0000	0.0000	0.0000	0.0000
2008	1	3	0	1	54	0.0000	0.0000	0.0000	0.0000	0.0000	0.0102
	0.0090	0.0025	0.0036	0.0130	0.0481	0.0795	0.0815	0.1016	0.1229	0.0458	0.1438
	0.0673	0.0788	0.0632	0.0339	0.0206	0.0140	0.0331	0.0228	0.0035	0.0000	0.0000
	0.0016	0.0000	0.0000	0.0000	0.0000	0.0000	0.0000	0.0000	0.0000	0.0000	0.0000
	0.0000	0.0000	0.0102	0.0090	0.0025	0.0036	0.0130	0.0481	0.0795	0.0815	0.1016
	0.1229	0.0458	0.1438	0.0673	0.0788	0.0632	0.0339	0.0206	0.0140	0.0331	0.0228
	0.0035	0.0000	0.0000	0.0016	0.0000	0.0000	0.0000	0.0000	0.0000	0.0000	0.0000
2009	1	3	0	1	294	0.0000	0.0003	0.0053	0.0009	0.0135	0.0743
	0.1166	0.1444	0.0921	0.1351	0.1153	0.0511	0.0090	0.0064	0.0061	0.0078	0.0084
	0.0051	0.0040	0.0030	0.0007	0.0003	0.0001	0.0009	0.1987	0.0002	0.0005	0.0000
	0.0000	0.0000	0.0000	0.0000	0.0000	0.0000	0.0000	0.0000	0.0000	0.0003	0.0053

	0.0009	0.0135	0.0743	0.1166	0.1444	0.0921	0.1351	0.1153	0.0511	0.0090	0.0064
	0.0061	0.0078	0.0084	0.0051	0.0040	0.0030	0.0007	0.0003	0.0001	0.0009	0.1987
	0.0002	0.0005	0.0000	0.0000	0.0000	0.0000	0.0000	0.0000	0.0000	0.0000	0.0000
# AKSHLF updated for 2011 (N=9)											
1980	1	5	0	0	16	0.0000	0.0000	0.0000	0.0000	0.0000	0.0000
	0.0000	0.0065	0.0490	0.1496	0.2013	0.1194	0.0432	0.0365	0.1195	0.1251	0.0892
	0.0347	0.0115	0.0081	0.0016	0.0010	0.0014	0.0001	0.0001	0.0006	0.0001	0.0007
	0.0002	0.0003	0.0002	0.0003	0.0000	0.0000	0.0000	0.0000	0.0000	0.0000	0.0000
	0.0000	0.0000	0.0000	0.0000	0.0000	0.0000	0.0000	0.0000	0.0000	0.0000	0.0000
	0.0000	0.0000	0.0000	0.0000	0.0000	0.0000	0.0000	0.0000	0.0000	0.0000	0.0000
	0.0000	0.0000	0.0000	0.0000	0.0000	0.0000	0.0000	0.0000	0.0000	0.0000	0.0000
1983	1	5	0	0	205	0.0000	0.0000	0.0003	0.0009	0.0024	0.0018
	0.0007	0.0144	0.0766	0.1533	0.1159	0.0727	0.1119	0.1196	0.0938	0.0691	0.0546
	0.0371	0.0213	0.0157	0.0134	0.0065	0.0051	0.0028	0.0021	0.0014	0.0018	0.0024
	0.0008	0.0009	0.0003	0.0001	0.0000	0.0000	0.0002	0.0000	0.0000	0.0000	0.0000
	0.0000	0.0000	0.0000	0.0000	0.0000	0.0000	0.0000	0.0000	0.0000	0.0000	0.0000
	0.0000	0.0000	0.0000	0.0000	0.0000	0.0000	0.0000	0.0000	0.0000	0.0000	0.0000
	0.0000	0.0000	0.0000	0.0000	0.0000	0.0000	0.0000	0.0000	0.0000	0.0000	0.0000
1986	1	5	3	0	104	0.0000	0.0000	0.0000	0.0013	0.0000	0.0003
	0.0011	0.0282	0.0749	0.0842	0.0632	0.0241	0.0271	0.0244	0.0221	0.0193	0.0185
	0.0102	0.0088	0.0094	0.0076	0.0092	0.0063	0.0073	0.0069	0.0151	0.0120	0.0121
	0.0131	0.0054	0.0030	0.0025	0.0027	0.0001	0.0000	0.0023	0.0000	0.0001	0.0000
	0.0016	0.0004	0.0004	0.0081	0.0527	0.0974	0.0822	0.0545	0.0241	0.0304	0.0303
	0.0210	0.0087	0.0090	0.0094	0.0068	0.0072	0.0108	0.0107	0.0028	0.0040	0.0009
	0.0015	0.0023	0.0000	0.0000	0.0000	0.0000	0.0000	0.0000	0.0000	0.0000	0.0000
1989	1	5	3	0	290	0.0001	0.0003	0.0022	0.0004	0.0000	0.0000
	0.0000	0.0010	0.0049	0.0424	0.0085	0.0395	0.0752	0.1059	0.0735	0.0559	0.0519
	0.0209	0.0137	0.0033	0.0032	0.0012	0.0013	0.0009	0.0010	0.0005	0.0005	0.0004
	0.0003	0.0004	0.0001	0.0003	0.0000	0.0000	0.0000	0.0002	0.0003	0.0004	0.0016
	0.0018	0.0004	0.0001	0.0000	0.0010	0.0040	0.0466	0.0184	0.0678	0.1066	0.0786
	0.0701	0.0504	0.0249	0.0103	0.0029	0.0005	0.0010	0.0009	0.0007	0.0000	0.0006
	0.0000	0.0000	0.0002	0.0001	0.0000	0.0000	0.0000	0.0000	0.0000	0.0000	0.0000
1992	1	5	3	0	222	0.0003	0.0006	0.0000	0.0000	0.0004	0.0000
	0.0000	0.0019	0.0024	0.0087	0.0081	0.0277	0.0880	0.1414	0.1253	0.0666	0.0244
	0.0113	0.0054	0.0034	0.0056	0.0019	0.0008	0.0002	0.0003	0.0006	0.0013	0.0004
	0.0000	0.0000	0.0000	0.0000	0.0000	0.0000	0.0000	0.0000	0.0004	0.0002	0.0002
	0.0000	0.0000	0.0002	0.0000	0.0019	0.0004	0.0166	0.0212	0.0447	0.1145	0.1296
	0.1002	0.0264	0.0096	0.0053	0.0004	0.0001	0.0000	0.0007	0.0003	0.0002	0.0000
	0.0002	0.0000	0.0000	0.0000	0.0000	0.0000	0.0000	0.0000	0.0000	0.0000	0.0000
1995	1	5	3	0	334	0.0000	0.0000	0.0019	0.0014	0.0018	0.0040
	0.0143	0.0408	0.0806	0.1030	0.0414	0.0116	0.0094	0.0110	0.0148	0.0244	0.0143
	0.0333	0.0206	0.0142	0.0132	0.0102	0.0134	0.0120	0.0065	0.0032	0.0017	0.0018
	0.0008	0.0008	0.0001	0.0003	0.0000	0.0001	0.0000	0.0000	0.0002	0.0000	0.0002
	0.0005	0.0004	0.0044	0.0123	0.0438	0.0840	0.0902	0.0384	0.0090	0.0113	0.0163
	0.0250	0.0458	0.0375	0.0437	0.0140	0.0064	0.0040	0.0011	0.0019	0.0013	0.0008
	0.0000	0.0003	0.0000	0.0000	0.0000	0.0000	0.0000	0.0000	0.0000	0.0000	0.0000
1998	1	5	3	0	267	0.0001	0.0000	0.0000	0.0000	0.0001	0.0005
	0.0009	0.0008	0.0019	0.0009	0.0030	0.0072	0.0228	0.0510	0.0678	0.0693	0.0639
	0.0453	0.0316	0.0205	0.0170	0.0141	0.0128	0.0111	0.0080	0.0063	0.0045	0.0035
	0.0019	0.0012	0.0003	0.0003	0.0001	0.0001	0.0001	0.0000	0.0001	0.0000	0.0000
	0.0000	0.0001	0.0005	0.0011	0.0008	0.0015	0.0018	0.0043	0.0179	0.0591	0.0989
	0.1074	0.0828	0.0530	0.0385	0.0246	0.0147	0.0098	0.0065	0.0029	0.0032	0.0006
	0.0004	0.0003	0.0001	0.0000	0.0000	0.0000	0.0000	0.0000	0.0000	0.0000	0.0000
2001	1	5	3	0	369	0.0000	0.0000	0.0000	0.0000	0.0008	0.0052
	0.0449	0.1165	0.1230	0.0792	0.0308	0.0131	0.0117	0.0201	0.0127	0.0077	0.0032
	0.0025	0.0031	0.0023	0.0044	0.0027	0.0026	0.0017	0.0016	0.0015	0.0009	0.0008
	0.0005	0.0002	0.0002	0.0001	0.0000	0.0000	0.0000	0.0000	0.0000	0.0000	0.0000
	0.0007	0.0004	0.0070	0.0417	0.1295	0.1428	0.0704	0.0330	0.0112	0.0150	0.0136
	0.0060	0.0058	0.0061	0.0067	0.0062	0.0036	0.0025	0.0015	0.0010	0.0005	0.0002
	0.0001	0.0001	0.0000	0.0000	0.0000	0.0000	0.0000	0.0000	0.0000	0.0000	0.0000
2004	1	5	3	0	296	0.0003	0.0005	0.0000	0.0000	0.0000	0.0000
	0.0002	0.0016	0.0034	0.0085	0.0089	0.0235	0.0456	0.0489	0.0475	0.0497	0.0341
	0.0335	0.0344	0.0309	0.0317	0.0287	0.0268	0.0170	0.0066	0.0071	0.0060	0.0039
	0.0026	0.0017	0.0005	0.0002	0.0010	0.0002	0.0000	0.0001	0.0015	0.0001	0.0000
	0.0000	0.0000	0.0000	0.0002	0.0024	0.0071	0.0120	0.0153	0.0442	0.0562	0.0609
	0.0497	0.0595	0.0441	0.0420	0.0214	0.0312	0.0220	0.0138	0.0042	0.0046	0.0009
	0.0006	0.0002	0.0000	0.0000	0.0000	0.0000	0.0001	0.0000	0.0000	0.0000	0.0000
# AKSLP updated for 2011 (N=4)											
1997	1	6	3	0	173	0.0007	0.0000	0.0000	0.0003	0.0020	0.0011
	0.0011	0.0011	0.0016	0.0020	0.0123	0.0206	0.0306	0.0422	0.0388	0.0357	0.0293

	0.0252	0.0292	0.0299	0.0290	0.0187	0.0182	0.0122	0.0082	0.0068	0.0030	0.0018
	0.0019	0.0008	0.0011	0.0000	0.0002	0.0000	0.0000	0.0000	0.0000	0.0000	0.0005
	0.0007	0.0005	0.0020	0.0016	0.0002	0.0006	0.0028	0.0096	0.0277	0.0434	0.0619
	0.0767	0.0845	0.0824	0.0788	0.0500	0.0293	0.0231	0.0095	0.0046	0.0024	0.0008
	0.0002	0.0002	0.0003	0.0000	0.0000	0.0000	0.0000	0.0000	0.0000	0.0000	0.0000
1999	1	6	3	0	193	0.0028	0.0100	0.0209	0.0266	0.0217	0.0228
	0.0035	0.0005	0.0000	0.0004	0.0014	0.0042	0.0047	0.0094	0.0091	0.0153	0.0206
	0.0274	0.0353	0.0341	0.0318	0.0312	0.0246	0.0210	0.0132	0.0088	0.0072	0.0039
	0.0034	0.0022	0.0017	0.0005	0.0002	0.0000	0.0003	0.0006	0.0052	0.0101	0.0374
	0.0512	0.0214	0.0159	0.0039	0.0000	0.0007	0.0030	0.0025	0.0031	0.0053	0.0105
	0.0341	0.0542	0.0753	0.0755	0.0674	0.0458	0.0245	0.0139	0.0076	0.0062	0.0022
	0.0012	0.0004	0.0000	0.0004	0.0000	0.0000	0.0000	0.0000	0.0000	0.0000	0.0000
2000	1	6	3	0	206	0.0000	0.0026	0.0040	0.0007	0.0002	0.0002
	0.0006	0.0039	0.0162	0.0249	0.0298	0.0281	0.0233	0.0054	0.0060	0.0091	0.0148
	0.0225	0.0332	0.0383	0.0455	0.0306	0.0231	0.0164	0.0103	0.0068	0.0059	0.0031
	0.0033	0.0015	0.0010	0.0002	0.0002	0.0002	0.0000	0.0000	0.0010	0.0035	0.0062
	0.0017	0.0006	0.0002	0.0004	0.0062	0.0178	0.0253	0.0326	0.0220	0.0074	0.0104
	0.0237	0.0565	0.0867	0.0984	0.0801	0.0483	0.0279	0.0163	0.0083	0.0027	0.0029
	0.0007	0.0002	0.0000	0.0000	0.0000	0.0000	0.0000	0.0000	0.0000	0.0000	0.0000
2001	1	6	3	0	206	0.0000	0.0013	0.0049	0.0099	0.0144	0.0035
	0.0019	0.0011	0.0057	0.0169	0.0202	0.0145	0.0280	0.0436	0.0452	0.0337	0.0209
	0.0192	0.0260	0.0319	0.0306	0.0293	0.0180	0.0152	0.0100	0.0065	0.0042	0.0026
	0.0026	0.0025	0.0005	0.0005	0.0001	0.0000	0.0000	0.0000	0.0000	0.0000	0.0055
	0.0251	0.0174	0.0039	0.0000	0.0008	0.0023	0.0132	0.0232	0.0266	0.0462	0.0481
	0.0403	0.0423	0.0493	0.0580	0.0512	0.0367	0.0177	0.0123	0.0075	0.0045	0.0011
	0.0010	0.0003	0.0002	0.0000	0.0000	0.0000	0.0000	0.0000	0.0000	0.0000	0.0000
# NWSLP updated for 2011 (N=5)											
1998	1	7	3	0	196	0.0000	0.0000	0.0000	0.0000	0.0000	0.0000
	0.0000	0.0000	0.0000	0.0000	0.0000	0.0036	0.0034	0.0111	0.0229	0.0254	0.0430
	0.0431	0.0453	0.0465	0.0362	0.0381	0.0326	0.0178	0.0109	0.0118	0.0078	0.0045
	0.0083	0.0005	0.0006	0.0022	0.0005	0.0000	0.0000	0.0000	0.0000	0.0000	0.0025
	0.0055	0.0091	0.0126	0.0075	0.0017	0.0014	0.0023	0.0023	0.0030	0.0159	0.0220
	0.0463	0.0779	0.1078	0.0896	0.0733	0.0492	0.0246	0.0142	0.0087	0.0020	0.0031
	0.0014	0.0000	0.0000	0.0000	0.0000	0.0000	0.0000	0.0000	0.0000	0.0000	0.0000
1999	1	7	3	0	293	0.0000	0.0000	0.0000	0.0003	0.0004	0.0008
	0.0002	0.0000	0.0000	0.0000	0.0014	0.0008	0.0024	0.0081	0.0185	0.0287	0.0451
	0.0496	0.0503	0.0549	0.0565	0.0370	0.0323	0.0233	0.0168	0.0091	0.0054	0.0055
	0.0022	0.0011	0.0021	0.0016	0.0000	0.0000	0.0003	0.0000	0.0000	0.0000	0.0000
	0.0002	0.0016	0.0016	0.0015	0.0030	0.0058	0.0039	0.0017	0.0029	0.0051	0.0157
	0.0360	0.0741	0.1071	0.0980	0.0791	0.0498	0.0293	0.0149	0.0080	0.0044	0.0012
	0.0003	0.0006	0.0000	0.0000	0.0000	0.0000	0.0000	0.0000	0.0000	0.0000	0.0000
2000	1	7	3	0	294	0.0000	0.0000	0.0000	0.0000	0.0000	0.0008
	0.0052	0.0077	0.0135	0.0208	0.0176	0.0118	0.0054	0.0042	0.0046	0.0141	0.0177
	0.0362	0.0328	0.0414	0.0437	0.0379	0.0226	0.0167	0.0173	0.0142	0.0086	0.0078
	0.0027	0.0036	0.0026	0.0008	0.0002	0.0003	0.0000	0.0000	0.0002	0.0000	0.0000
	0.0000	0.0002	0.0006	0.0035	0.0075	0.0094	0.0167	0.0108	0.0039	0.0024	0.0076
	0.0207	0.0649	0.0943	0.1118	0.0905	0.0637	0.0309	0.0236	0.0121	0.0074	0.0018
	0.0005	0.0008	0.0010	0.0000	0.0000	0.0000	0.0003	0.0000	0.0000	0.0000	0.0000
2001	1	7	3	0	298	0.0002	0.0016	0.0041	0.0014	0.0000	0.0000
	0.0003	0.0009	0.0021	0.0047	0.0154	0.0234	0.0313	0.0392	0.0253	0.0163	0.0134
	0.0201	0.0371	0.0305	0.0300	0.0332	0.0189	0.0204	0.0112	0.0040	0.0080	0.0032
	0.0025	0.0015	0.0012	0.0000	0.0000	0.0000	0.0000	0.0000	0.0008	0.0009	0.0017
	0.0005	0.0000	0.0000	0.0014	0.0011	0.0068	0.0195	0.0244	0.0303	0.0395	0.0351
	0.0267	0.0450	0.0728	0.0972	0.0784	0.0497	0.0349	0.0151	0.0083	0.0055	0.0010
	0.0012	0.0005	0.0002	0.0000	0.0000	0.0000	0.0000	0.0000	0.0000	0.0000	0.0000
2002	1	7	3	0	341	0.0016	0.0002	0.0000	0.0000	0.0000	0.0000
	0.0008	0.0004	0.0022	0.0092	0.0135	0.0102	0.0167	0.0343	0.0371	0.0461	0.0353
	0.0317	0.0308	0.0315	0.0315	0.0264	0.0172	0.0145	0.0107	0.0118	0.0075	0.0037
	0.0032	0.0026	0.0005	0.0010	0.0003	0.0000	0.0000	0.0000	0.0016	0.0005	0.0002
	0.0000	0.0000	0.0000	0.0002	0.0008	0.0047	0.0117	0.0163	0.0179	0.0328	0.0498
	0.0508	0.0529	0.0715	0.0766	0.0785	0.0487	0.0225	0.0140	0.0072	0.0041	0.0029
	0.0012	0.0004	0.0000	0.0000	0.0000	0.0000	0.0000	0.0000	0.0000	0.0000	0.0000
# NWCBO updated for 2011 (N=8)											
2003	1	8	3	0	418	0.0006	0.0019	0.0019	0.0022	0.0019	0.0025
	0.0021	0.0025	0.0061	0.0043	0.0084	0.0084	0.0103	0.0191	0.0292	0.0611	0.0568
	0.0603	0.0409	0.0309	0.0263	0.0192	0.0130	0.0083	0.0117	0.0107	0.0037	0.0145
	0.0013	0.0026	0.0056	0.0004	0.0002	0.0005	0.0007	0.0004	0.0016	0.0030	0.0046
	0.0006	0.0000	0.0001	0.0011	0.0018	0.0132	0.0070	0.0106	0.0170	0.0187	0.0312
	0.0623	0.0898	0.0712	0.0681	0.0457	0.0326	0.0184	0.0155	0.0065	0.0053	0.0023
	0.0009	0.0006	0.0000	0.0001	0.0000	0.0000	0.0000	0.0000	0.0000	0.0000	0.0003

```
2004    1       8       3       0       328     0.0013  0.0030  0.0069  0.0046  0.0035  0.0002
        0.0000  0.0001  0.0006  0.0020  0.0054  0.0080  0.0126  0.0301  0.0805  0.0534  0.0528
        0.0476  0.0395  0.0398  0.0269  0.0235  0.0121  0.0078  0.0049  0.0035  0.0020  0.0018
        0.0013  0.0009  0.0009  0.0003  0.0000  0.0000  0.0001  0.0000  0.0015  0.0036  0.0054
        0.0058  0.0013  0.0007  0.0000  0.0001  0.0016  0.0038  0.0070  0.0160  0.0290  0.0670
        0.0667  0.0796  0.0707  0.0557  0.0454  0.0251  0.0158  0.0091  0.0053  0.0033  0.0007
        0.0007  0.0006  0.0002  0.0000  0.0000  0.0000  0.0000  0.0000  0.0000  0.0000  0.0000
2005    1       8       3       0       445     0.0000  0.0000  0.0002  0.0000  0.0000  0.0002
        0.0020  0.0064  0.0163  0.0163  0.0130  0.0146  0.0195  0.0209  0.0317  0.0342  0.0294
        0.0332  0.0359  0.0356  0.0344  0.0288  0.0201  0.0210  0.0100  0.0072  0.0037  0.0037
        0.0017  0.0015  0.0006  0.0004  0.0001  0.0004  0.0001  0.0000  0.0001  0.0003  0.0003
        0.0006  0.0001  0.0004  0.0035  0.0080  0.0120  0.0137  0.0197  0.0255  0.0345  0.0409
        0.0515  0.0651  0.0796  0.0709  0.0551  0.0395  0.0179  0.0104  0.0036  0.0023  0.0010
        0.0004  0.0001  0.0000  0.0000  0.0000  0.0000  0.0000  0.0000  0.0000  0.0000  0.0000
2006    1       8       3       0       397     0.0000  0.0001  0.0000  0.0000  0.0000  0.0002
        0.0000  0.0002  0.0012  0.0011  0.0015  0.0043  0.0082  0.0184  0.0218  0.0318  0.0372
        0.0376  0.0363  0.0384  0.0416  0.0451  0.0333  0.0274  0.0240  0.0130  0.0079  0.0046
        0.0028  0.0029  0.0024  0.0008  0.0004  0.0008  0.0000  0.0000  0.0000  0.0003  0.0001
        0.0001  0.0000  0.0000  0.0001  0.0001  0.0005  0.0006  0.0018  0.0084  0.0192  0.0384
        0.0495  0.0658  0.0692  0.0973  0.0762  0.0594  0.0295  0.0183  0.0109  0.0041  0.0032
        0.0009  0.0004  0.0000  0.0000  0.0005  0.0000  0.0000  0.0000  0.0000  0.0000  0.0000
2007    1       8       3       0       421     0.0000  0.0002  0.0000  0.0000  0.0000  0.0002
        0.0005  0.0012  0.0013  0.0026  0.0013  0.0008  0.0023  0.0067  0.0151  0.0328  0.0391
        0.0452  0.0358  0.0464  0.0356  0.0379  0.0232  0.0296  0.0149  0.0123  0.0093  0.0057
        0.0030  0.0028  0.0013  0.0003  0.0003  0.0001  0.0001  0.0000  0.0002  0.0002  0.0002
        0.0000  0.0000  0.0000  0.0005  0.0003  0.0017  0.0018  0.0003  0.0020  0.0062  0.0238
        0.0467  0.0866  0.0676  0.1053  0.0933  0.0689  0.0380  0.0297  0.0095  0.0062  0.0016
        0.0006  0.0006  0.0003  0.0001  0.0000  0.0000  0.0000  0.0000  0.0000  0.0000  0.0000
2008    1       8       3       0       420     0.0080  0.0169  0.0263  0.0082  0.0004  0.0006
        0.0000  0.0002  0.0006  0.0015  0.0022  0.0047  0.0079  0.0084  0.0104  0.0181  0.0285
        0.0359  0.0390  0.0320  0.0407  0.0360  0.0332  0.0187  0.0152  0.0105  0.0122  0.0058
        0.0028  0.0018  0.0007  0.0010  0.0007  0.0003  0.0000  0.0000  0.0089  0.0163  0.0263
        0.0073  0.0005  0.0000  0.0002  0.0011  0.0004  0.0011  0.0030  0.0057  0.0035  0.0115
        0.0413  0.0625  0.0838  0.0811  0.0661  0.0620  0.0467  0.0193  0.0110  0.0057  0.0024
        0.0018  0.0002  0.0004  0.0000  0.0000  0.0005  0.0000  0.0000  0.0000  0.0000  0.0000
2009    1       8       3       0       418     0.0006  0.0017  0.0024  0.0023  0.0024  0.0179
        0.0680  0.0589  0.0389  0.0223  0.0111  0.0024  0.0012  0.0014  0.0033  0.0071  0.0153
        0.0224  0.0288  0.0271  0.0215  0.0120  0.0152  0.0121  0.0090  0.0071  0.0040  0.0041
        0.0015  0.0010  0.0007  0.0000  0.0005  0.0002  0.0000  0.0002  0.0008  0.0015  0.0030
        0.0022  0.0056  0.0227  0.0658  0.0673  0.0480  0.0258  0.0156  0.0026  0.0033  0.0096
        0.0195  0.0417  0.0476  0.0522  0.0526  0.0332  0.0285  0.0098  0.0087  0.0039  0.0013
        0.0015  0.0006  0.0003  0.0000  0.0000  0.0000  0.0000  0.0000  0.0000  0.0000  0.0000
2010    1       8       3       0       455     0.0032  0.0135  0.0258  0.0082  0.0003  0.0001
        0.0004  0.0018  0.0033  0.0093  0.0248  0.0464  0.0550  0.0412  0.0164  0.0094  0.0180
        0.0147  0.0304  0.0252  0.0232  0.0185  0.0151  0.0168  0.0094  0.0068  0.0077  0.0031
        0.0016  0.0019  0.0006  0.0006  0.0006  0.0000  0.0001  0.0000  0.0035  0.0153  0.0260
        0.0077  0.0005  0.0001  0.0009  0.0016  0.0042  0.0105  0.0418  0.0619  0.0581  0.0256
        0.0226  0.0320  0.0442  0.0518  0.0496  0.0384  0.0238  0.0130  0.0075  0.0031  0.0012
        0.0010  0.0008  0.0000  0.0000  0.0001  0.0000  0.0002  0.0000  0.0000  0.0000  0.0000

### Age composition set-up ###
36 #_N_age_bins
0 1 2 3 4 5 6 7 8 9 10 11 12 13 14 15 16 17 18 19 20 21 22 23 24 25 26 27 28 29 30 31 32 33 34 35

1 #_N_ageerror_definitions
0.5000  1.5000  2.0000  2.5051  3.3247  4.1405  4.9523  5.7604  6.5647  7.3651  8.1618  8.9547
        9.7439  10.5294 11.3112 12.0893 12.8637 13.6344 14.4016 15.1651 15.9250 16.6814 17.4341
        18.1834 18.9291 19.6712 20.4099 21.1451 21.8769 22.6051 23.3300 24.0514 24.7695 25.4841
        26.1954 26.9033 27.6079 28.3092 29.0072 29.7018 30.3932 31.0814 31.7663 32.4480 33.1264
        33.8017 34.4738 35.1427 35.8084 36.4710 37.1305
0.0001  0.1037  0.2075  0.4094  0.6059  0.7970  0.9831  1.1642  1.3403  1.5118  1.6786  1.8410
        1.9990  2.1528  2.3024  2.4480  2.5897  2.7275  2.8617  2.9923  3.1193  3.2430  3.3633
        3.4804  3.5943  3.7052  3.8131  3.9181  4.0202  4.1197  4.2164  4.3106  4.4022  4.4914
        4.5781  4.6626  4.7447  4.8247  4.9025  4.9782  5.0519  5.1236  5.1934  5.2613  5.3273
        5.3916  5.4542  5.5151  5.5743  5.6320  5.6881

### Age compositions ###
1210   # Number of age composition observations
3   # Length bin method for age composition data: 1=poplenbins; 2=datalenbins; 3=lengths
0   # Combine males and females at or below this bin number
```

```
#Yr   Seas Fleet Gender Part Ageerr Lbin_lo Lbin_hi Nsamp Data (females then males)
# HKL updated for 2011 (N=23)
1986    1     1     3     2     1    -1    -1    26    0.0000    0.0000    0.0028
        0.0085    0.0139    0.0722    0.0605    0.0993    0.0427    0.0094    0.0080    0.0730    0.0049    0.0541
        0.0011    0.0000    0.0116    0.0000    0.0000    0.0000    0.0000    0.0017    0.0000    0.0000    0.0000
        0.0000    0.0000    0.0000    0.0000    0.0003    0.0000    0.0000    0.0000    0.0000    0.0000    0.0000
        0.0000    0.0000    0.0030    0.0014    0.0987    0.0046    0.0349    0.0663    0.0387    0.0575    0.0060
        0.1102    0.0071    0.0518    0.0008    0.0553    0.0000    0.0000    0.0000    0.0000    0.0000    0.0000
        0.0000    0.0000    0.0000    0.0000    0.0000    0.0000    0.0000    0.0000    0.0000    0.0000    0.0000
        0.0000    0.0000    0.0000
1987    1     1     3     2     1    -1    -1    71    0.0000    0.0006    0.0169
        0.0288    0.0243    0.0457    0.0358    0.0624    0.0737    0.0250    0.0909    0.0185    0.0344    0.0068
        0.0045    0.0042    0.0021    0.0123    0.0045    0.0035    0.0053    0.0027    0.0020    0.0014    0.0007
        0.0023    0.0005    0.0071    0.0035    0.0009    0.0027    0.0005    0.0010    0.0009    0.0011    0.0069
        0.0000    0.0000    0.0164    0.0069    0.0290    0.0158    0.0200    0.0324    0.0233    0.0212    0.0355
        0.0654    0.0552    0.0124    0.0192    0.0124    0.0094    0.0071    0.0314    0.0074    0.0058    0.0038
        0.0035    0.0019    0.0017    0.0029    0.0081    0.0049    0.0012    0.0004    0.0005    0.0013    0.0019
        0.0011    0.0024    0.0036
1988    1     1     3     2     1    -1    -1    23    0.0000    0.0000    0.0092
        0.0794    0.0566    0.0771    0.0503    0.0564    0.0540    0.0110    0.0352    0.0290    0.0196    0.0174
        0.0144    0.0042    0.0000    0.0066    0.0056    0.0055    0.0210    0.0000    0.0019    0.0159    0.0188
        0.0015    0.0004    0.0004    0.0000    0.0037    0.0000    0.0000    0.0000    0.0000    0.0001    0.0196
        0.0000    0.0000    0.0000    0.0268    0.0136    0.0380    0.0160    0.0129    0.0215    0.0193    0.0030
        0.0138    0.0396    0.0271    0.0042    0.0014    0.0181    0.0008    0.0027    0.0181    0.0000    0.0092
        0.0181    0.0181    0.0000    0.0190    0.0000    0.0181    0.0015    0.0000    0.0018    0.0000    0.0000
        0.0004    0.0014    0.0207
1989    1     1     3     2     1    -1    -1    7     0.0000    0.0000    0.0000
        0.1108    0.0884    0.0083    0.0123    0.0000    0.0785    0.0248    0.0220    0.0732    0.1020    0.0872
        0.0511    0.0000    0.0471    0.0000    0.0000    0.0000    0.0000    0.0000    0.0000    0.0000    0.0369
        0.0000    0.0000    0.0000    0.0063    0.0202    0.0000    0.0000    0.0000    0.0000    0.0000    0.0000
        0.0000    0.0000    0.0000    0.0000    0.0738    0.0000    0.0456    0.0083    0.0000    0.0123    0.0000
        0.0000    0.0000    0.0083    0.0000    0.0000    0.0369    0.0087    0.0000    0.0000    0.0000    0.0000
        0.0000    0.0000    0.0000    0.0000    0.0000    0.0000    0.0000    0.0000    0.0000    0.0000    0.0000
        0.0000    0.0000    0.0369
1990    1     1     3     2     1    -1    -1    9     0.0000    0.0000    0.0021
        0.0710    0.0951    0.0709    0.1806    0.0326    0.0125    0.0103    0.0036    0.0120    0.0161    0.0058
        0.0106    0.0000    0.0203    0.0000    0.0020    0.0058    0.0058    0.0000    0.0000    0.0000    0.0000
        0.0000    0.0000    0.0000    0.0000    0.0480    0.0000    0.0000    0.0020    0.0000    0.0000    0.0000
        0.0000    0.0021    0.0000    0.0679    0.0501    0.0000    0.1024    0.0602    0.0000    0.0480    0.0122
        0.0000    0.0480    0.0000    0.0000    0.0000    0.0000    0.0000    0.0000    0.0000    0.0000    0.0000
        0.0000    0.0000    0.0000    0.0000    0.0000    0.0000    0.0000    0.0020    0.0000    0.0000    0.0000
        0.0000    0.0000    0.0000
1991    1     1     3     2     1    -1    -1    10    0.0000    0.0000    0.0031
        0.0014    0.0320    0.0768    0.0408    0.0216    0.0126    0.0526    0.0022    0.0065    0.0279    0.0004
        0.0000    0.0021    0.0039    0.0011    0.0004    0.0226    0.0000    0.0011    0.0000    0.0000    0.0000
        0.0000    0.0000    0.0000    0.0226    0.0226    0.0000    0.0000    0.0000    0.0000    0.0000    0.0000
        0.0000    0.0000    0.0028    0.0028    0.0062    0.0069    0.0522    0.0342    0.0553    0.0252    0.0026
        0.0556    0.0461    0.0032    0.0026    0.0294    0.0473    0.0229    0.0226    0.0000    0.0237    0.0453
        0.0226    0.0226    0.0000    0.0000    0.0000    0.0000    0.0000    0.0226    0.0000    0.0000    0.0226
        0.0000    0.0226    0.0453
1994    1     1     3     2     1    -1    -1    4     0.0000    0.0000    0.0000
        0.0197    0.0978    0.1204    0.0719    0.0584    0.0649    0.0387    0.0000    0.0409    0.0135    0.0000
        0.0000    0.0000    0.0273    0.0000    0.0136    0.0000    0.0000    0.0000    0.0000    0.0273    0.0000
        0.0000    0.0135    0.0081    0.0217    0.0136    0.0000    0.0000    0.0136    0.0000    0.0000    0.0136
        0.0000    0.0000    0.0000    0.0620    0.0682    0.0682    0.0117    0.0000    0.0081    0.0081    0.0000
        0.0000    0.0135    0.0136    0.0000    0.0000    0.0271    0.0135    0.0000    0.0000    0.0000    0.0000
        0.0136    0.0000    0.0000    0.0000    0.0000    0.0136    0.0000    0.0000    0.0000    0.0000    0.0000
        0.0000    0.0000    0.0000
1995    1     1     3     2     1    -1    -1    11    0.0000    0.0000    0.0000
        0.0525    0.0816    0.1654    0.1240    0.0873    0.0567    0.0391    0.0093    0.0305    0.0078    0.0121
        0.0275    0.0138    0.0136    0.0016    0.0016    0.0000    0.0000    0.0000    0.0000    0.0000    0.0000
        0.0000    0.0000    0.0000    0.0000    0.0000    0.0000    0.0000    0.0000    0.0000    0.0000    0.0000
        0.0000    0.0000    0.0215    0.0237    0.0370    0.0369    0.0685    0.0259    0.0165    0.0260    0.0082
        0.0094    0.0000    0.0000    0.0000    0.0000    0.0018    0.0000    0.0000    0.0000    0.0000    0.0000
        0.0000    0.0000    0.0000    0.0000    0.0000    0.0000    0.0000    0.0000    0.0000    0.0000    0.0000
        0.0000    0.0000    0.0000
1996    1     1     3     2     1    -1    -1    24    0.0000    0.0000    0.0040
        0.0157    0.0067    0.0571    0.1082    0.1288    0.0892    0.0618    0.0485    0.0454    0.0094    0.0104
        0.0099    0.0114    0.0099    0.0029    0.0158    0.0068    0.0000    0.0000    0.0032    0.0000    0.0025
```

	0.0000	0.0000	0.0000	0.0000	0.0000	0.0000	0.0000	0.0000	0.0000	0.0025	0.0000
	0.0000	0.0000	0.0011	0.0137	0.0009	0.0450	0.0501	0.0524	0.0370	0.0190	0.0232
	0.0296	0.0191	0.0101	0.0087	0.0071	0.0065	0.0034	0.0087	0.0000	0.0031	0.0032
	0.0000	0.0000	0.0000	0.0000	0.0000	0.0000	0.0000	0.0025	0.0025	0.0000	0.0000
	0.0000	0.0000	0.0032								
1997	1	1	3	2	1	-1	-1	47	0.0000	0.0000	0.0197
	0.0373	0.0260	0.0194	0.0833	0.0567	0.0249	0.0506	0.0857	0.0277	0.0566	0.0048
	0.0252	0.0271	0.0254	0.0024	0.0249	0.0226	0.0225	0.0000	0.0000	0.0000	0.0000
	0.0000	0.0000	0.0002	0.0000	0.0006	0.0000	0.0000	0.0000	0.0000	0.0000	0.0000
	0.0000	0.0000	0.0092	0.0149	0.0099	0.0061	0.0098	0.0157	0.0143	0.0067	0.0324
	0.0043	0.0064	0.0258	0.0052	0.0244	0.0229	0.0263	0.0687	0.0001	0.0001	0.0000
	0.0006	0.0000	0.0006	0.0006	0.0000	0.0011	0.0000	0.0000	0.0000	0.0257	0.0000
	0.0000	0.0000	0.0241								
1998	1	1	3	2	1	-1	-1	15	0.0000	0.0000	0.0000
	0.1354	0.0806	0.0426	0.0239	0.0717	0.1243	0.0450	0.0032	0.0057	0.0179	0.0119
	0.0000	0.0021	0.0037	0.0000	0.0008	0.0006	0.0000	0.0031	0.0000	0.0005	0.0000
	0.0000	0.0000	0.0000	0.0000	0.0000	0.0000	0.0000	0.0000	0.0000	0.0000	0.0000
	0.0000	0.0000	0.0000	0.0775	0.0891	0.0265	0.0244	0.0431	0.0441	0.0287	0.0352
	0.0152	0.0028	0.0190	0.0080	0.0000	0.0000	0.0059	0.0008	0.0000	0.0000	0.0000
	0.0000	0.0000	0.0000	0.0008	0.0000	0.0000	0.0000	0.0000	0.0000	0.0000	0.0000
	0.0000	0.0000	0.0059								
1999	1	1	3	2	1	-1	-1	39	0.0000	0.0000	0.0001
	0.0086	0.3310	0.0794	0.0554	0.0138	0.1172	0.0707	0.0567	0.0036	0.0044	0.0057
	0.0029	0.0018	0.0023	0.0002	0.0004	0.0003	0.0011	0.0000	0.0008	0.0000	0.0000
	0.0005	0.0000	0.0005	0.0000	0.0000	0.0000	0.0000	0.0000	0.0000	0.0000	0.0004
	0.0000	0.0000	0.0006	0.0036	0.0269	0.0932	0.0469	0.0030	0.0071	0.0482	0.0017
	0.0021	0.0025	0.0005	0.0010	0.0004	0.0011	0.0000	0.0004	0.0000	0.0005	0.0001
	0.0000	0.0005	0.0000	0.0000	0.0000	0.0000	0.0004	0.0000	0.0000	0.0000	0.0000
	0.0000	0.0000	0.0008								
2000	1	1	3	2	1	-1	-1	28	0.0000	0.0000	0.0001
	0.0026	0.0171	0.0983	0.0422	0.0233	0.0274	0.0392	0.0546	0.0359	0.0138	0.0258
	0.0401	0.0226	0.0349	0.0174	0.0259	0.0304	0.0040	0.0220	0.0015	0.0033	0.0009
	0.0015	0.0130	0.0015	0.0130	0.0018	0.0021	0.0000	0.0030	0.0116	0.0020	0.0121
	0.0000	0.0000	0.0000	0.0026	0.0191	0.0533	0.0208	0.0022	0.0197	0.0257	0.0276
	0.0182	0.0041	0.0076	0.0000	0.0121	0.0156	0.0145	0.0160	0.0000	0.0240	0.0011
	0.0125	0.0015	0.0137	0.0031	0.0000	0.0000	0.0129	0.0000	0.0000	0.0015	0.0012
	0.0145	0.0021	0.0073								
2001	1	1	3	2	1	-1	-1	49	0.0000	0.0006	0.0097
	0.0082	0.0758	0.0122	0.2379	0.0994	0.0098	0.0126	0.0819	0.0048	0.0081	0.0202
	0.0049	0.0169	0.0155	0.0069	0.0034	0.0166	0.0029	0.0042	0.0146	0.0058	0.0082
	0.0039	0.0062	0.0013	0.0028	0.0000	0.0000	0.0000	0.0066	0.0019	0.0007	0.0201
	0.0000	0.0004	0.0057	0.0090	0.0016	0.0082	0.0824	0.0459	0.0093	0.0038	0.0086
	0.0065	0.0076	0.0008	0.0025	0.0027	0.0008	0.0061	0.0014	0.0015	0.0040	0.0028
	0.0030	0.0081	0.0022	0.0083	0.0024	0.0044	0.0053	0.0028	0.0046	0.0008	0.0001
	0.0000	0.0071	0.0146								
2002	1	1	3	2	1	-1	-1	25	0.0000	0.0000	0.0136
	0.1134	0.0514	0.0489	0.0707	0.1348	0.0728	0.0241	0.0210	0.0231	0.0133	0.0126
	0.0171	0.0023	0.0071	0.0103	0.0075	0.0113	0.0021	0.0009	0.0082	0.0092	0.0026
	0.0020	0.0000	0.0011	0.0009	0.0014	0.0000	0.0049	0.0000	0.0042	0.0000	0.0105
	0.0000	0.0000	0.0016	0.0548	0.0153	0.0045	0.0032	0.0174	0.0092	0.0000	0.0029
	0.0214	0.0056	0.0061	0.0075	0.0000	0.0034	0.0075	0.0042	0.0000	0.0042	0.0000
	0.0017	0.0000	0.0000	0.0080	0.0126	0.0000	0.0085	0.0042	0.0059	0.0051	0.0080
	0.0042	0.0000	0.0693								
2003	1	1	3	2	1	-1	-1	15	0.0000	0.0000	0.0003
	0.2252	0.1218	0.0306	0.0079	0.0112	0.1282	0.0596	0.0097	0.0620	0.1114	0.0101
	0.0017	0.0048	0.0000	0.0005	0.0000	0.0005	0.0000	0.0000	0.0000	0.0000	0.0000
	0.0000	0.0000	0.0000	0.0000	0.0000	0.0000	0.0000	0.0000	0.0000	0.0000	0.0014
	0.0000	0.0000	0.0000	0.0610	0.0197	0.0550	0.0009	0.0013	0.0551	0.0004	0.0012
	0.0028	0.0009	0.0082	0.0005	0.0000	0.0041	0.0000	0.0000	0.0017	0.0000	0.0003
	0.0000	0.0000	0.0000	0.0000	0.0000	0.0000	0.0000	0.0000	0.0000	0.0000	0.0000
	0.0000	0.0000	0.0000								
2004	1	1	3	2	1	-1	-1	11	0.0000	0.0000	0.0000
	0.0022	0.1185	0.2039	0.0415	0.0138	0.0968	0.0862	0.0999	0.0584	0.0143	0.0043
	0.0022	0.0064	0.0022	0.0022	0.0000	0.0022	0.0043	0.0064	0.0064	0.0000	0.0000
	0.0000	0.0000	0.0064	0.0000	0.0022	0.0000	0.0000	0.0000	0.0000	0.0064	0.0064
	0.0000	0.0000	0.0000	0.0022	0.0000	0.0094	0.0000	0.0030	0.0087	0.0323	0.0051
	0.0087	0.0022	0.0022	0.0000	0.0022	0.0000	0.0109	0.0065	0.0064	0.0030	0.0000
	0.0022	0.0043	0.0000	0.0128	0.0172	0.0000	0.0022	0.0000	0.0043	0.0022	0.0000
	0.0197	0.0022	0.0371								

2005	1	1	3	2	1	-1	-1	30	0.0000	0.0000	0.0000
	0.0136	0.0782	0.3534	0.1042	0.0239	0.0083	0.0066	0.0157	0.0062	0.0115	0.0041
	0.0004	0.0000	0.0086	0.0000	0.0000	0.0000	0.0022	0.0000	0.0000	0.0000	0.0000
	0.0000	0.0000	0.0000	0.0000	0.0000	0.0000	0.0000	0.0000	0.0000	0.0000	0.0000
	0.0000	0.0000	0.0055	0.0042	0.0494	0.1636	0.0451	0.0112	0.0058	0.0133	0.0025
	0.0067	0.0036	0.0093	0.0037	0.0024	0.0031	0.0080	0.0072	0.0000	0.0024	0.0000
	0.0013	0.0031	0.0004	0.0000	0.0000	0.0000	0.0000	0.0000	0.0000	0.0012	0.0000
	0.0000	0.0000	0.0102								
2006	1	1	3	2	1	-1	-1	29	0.0000	0.0000	0.0007
	0.0022	0.0156	0.0600	0.2231	0.0746	0.0142	0.0145	0.0306	0.0242	0.0056	0.0112
	0.0042	0.0069	0.0104	0.0079	0.0000	0.0046	0.0015	0.0081	0.0033	0.0008	0.0000
	0.0015	0.0000	0.0027	0.0000	0.0006	0.0015	0.0033	0.0000	0.0000	0.0006	0.0067
	0.0000	0.0000	0.0027	0.0056	0.0297	0.0379	0.1396	0.0502	0.0133	0.0164	0.0223
	0.0260	0.0228	0.0035	0.0197	0.0085	0.0132	0.0122	0.0000	0.0058	0.0040	0.0043
	0.0027	0.0033	0.0013	0.0000	0.0006	0.0027	0.0000	0.0000	0.0000	0.0006	0.0033
	0.0006	0.0027	0.0031								
2007	1	1	3	2	1	-1	-1	77	0.0000	0.0000	0.0003
	0.0086	0.0125	0.0553	0.1111	0.3040	0.0705	0.0147	0.0127	0.0109	0.0123	0.0134
	0.0107	0.0024	0.0028	0.0051	0.0011	0.0039	0.0023	0.0014	0.0005	0.0019	0.0003
	0.0018	0.0005	0.0013	0.0007	0.0006	0.0000	0.0003	0.0004	0.0003	0.0000	0.0004
	0.0000	0.0000	0.0003	0.0082	0.0129	0.0437	0.0558	0.0948	0.0326	0.0042	0.0008
	0.0248	0.0117	0.0062	0.0058	0.0016	0.0063	0.0027	0.0053	0.0020	0.0048	0.0003
	0.0003	0.0018	0.0070	0.0000	0.0000	0.0000	0.0003	0.0000	0.0002	0.0000	0.0001
	0.0000	0.0000	0.0008								
2008	1	1	3	2	1	-1	-1	6	0.0000	0.0000	0.0000
	0.0007	0.0156	0.0098	0.0585	0.0993	0.3086	0.1802	0.0104	0.0017	0.0134	0.0238
	0.0271	0.0008	0.0122	0.0135	0.0080	0.0071	0.0000	0.0000	0.0118	0.0118	0.0000
	0.0000	0.0000	0.0000	0.0004	0.0000	0.0000	0.0000	0.0000	0.0007	0.0000	0.0000
	0.0000	0.0000	0.0000	0.0022	0.0199	0.0025	0.0019	0.0172	0.0765	0.0220	0.0009
	0.0004	0.0011	0.0018	0.0132	0.0009	0.0079	0.0078	0.0000	0.0079	0.0000	0.0000
	0.0000	0.0000	0.0000	0.0000	0.0000	0.0000	0.0004	0.0000	0.0000	0.0000	0.0000
	0.0000	0.0000	0.0000								
2009	1	1	3	2	1	-1	-1	42	0.0000	0.0000	0.0010
	0.0105	0.0064	0.0719	0.0244	0.0717	0.0744	0.1439	0.0678	0.0179	0.0167	0.0098
	0.0055	0.0103	0.0048	0.0093	0.0029	0.0121	0.0081	0.0023	0.0072	0.0066	0.0032
	0.0000	0.0027	0.0000	0.0016	0.0000	0.0000	0.0023	0.0000	0.0030	0.0000	0.0006
	0.0000	0.0000	0.0000	0.0076	0.0047	0.0207	0.0139	0.0412	0.0358	0.0747	0.0488
	0.0149	0.0116	0.0108	0.0085	0.0066	0.0067	0.0078	0.0057	0.0091	0.0056	0.0055
	0.0027	0.0016	0.0012	0.0049	0.0102	0.0025	0.0000	0.0032	0.0038	0.0000	0.0010
	0.0000	0.0000	0.0302								
2010	1	1	3	2	1	-1	-1	44	0.0000	0.0000	0.0204
	0.0125	0.0285	0.0293	0.1003	0.0517	0.0471	0.0489	0.1003	0.0473	0.0356	0.0252
	0.0161	0.0142	0.0066	0.0061	0.0011	0.0027	0.0018	0.0020	0.0033	0.0019	0.0000
	0.0058	0.0033	0.0009	0.0009	0.0025	0.0029	0.0008	0.0000	0.0000	0.0000	0.0138
	0.0000	0.0000	0.0160	0.0065	0.0222	0.0097	0.0298	0.0216	0.0313	0.0433	0.0743
	0.0394	0.0093	0.0090	0.0085	0.0025	0.0014	0.0069	0.0081	0.0007	0.0039	0.0020
	0.0000	0.0014	0.0007	0.0003	0.0007	0.0018	0.0000	0.0000	0.0032	0.0010	0.0007
	0.0017	0.0000	0.0087								
# POT updated for 2011 (N=22)											
1986	1	2	3	2	1	-1	-1	19	0.0000	0.0000	0.0000
	0.0677	0.1171	0.1814	0.0307	0.0877	0.0215	0.0127	0.0521	0.0651	0.0025	0.0000
	0.0006	0.0121	0.0000	0.0053	0.0000	0.0000	0.0041	0.0000	0.0041	0.0000	0.0000
	0.0000	0.0000	0.0000	0.0000	0.0000	0.0000	0.0000	0.0000	0.0000	0.0000	0.0000
	0.0000	0.0000	0.0000	0.0000	0.1120	0.0270	0.0301	0.0242	0.0497	0.0372	0.0016
	0.0055	0.0057	0.0108	0.0000	0.0097	0.0000	0.0000	0.0107	0.0055	0.0055	0.0000
	0.0000	0.0000	0.0000	0.0000	0.0000	0.0000	0.0000	0.0000	0.0000	0.0000	0.0000
	0.0000	0.0000	0.0000								
1987	1	2	3	2	1	-1	-1	31	0.0000	0.0000	0.0022
	0.0363	0.0014	0.0227	0.0288	0.0396	0.0224	0.0337	0.0518	0.0277	0.0087	0.0192
	0.0148	0.0081	0.0134	0.0121	0.0117	0.0111	0.0270	0.0051	0.0043	0.0000	0.0000
	0.0000	0.0048	0.0026	0.0072	0.0000	0.0000	0.0000	0.0000	0.0051	0.0000	0.0109
	0.0000	0.0000	0.0090	0.0354	0.0000	0.0526	0.0346	0.0465	0.0451	0.0236	0.0197
	0.0271	0.0247	0.0202	0.0522	0.0175	0.0000	0.0224	0.0105	0.0208	0.0232	0.0034
	0.0167	0.0282	0.0048	0.0000	0.0000	0.0000	0.0024	0.0000	0.0051	0.0000	0.0000
	0.0000	0.0039	0.0174								
1988	1	2	3	2	1	-1	-1	6	0.0000	0.0000	0.0000
	0.0367	0.0123	0.0247	0.0000	0.0367	0.0244	0.0595	0.0426	0.0451	0.0534	0.0488
	0.0160	0.0404	0.0204	0.0366	0.0000	0.0000	0.0000	0.0204	0.0000	0.0160	0.0322
	0.0323	0.0000	0.0000	0.0000	0.0160	0.0160	0.0000	0.0160	0.0000	0.0160	0.0000
	0.0000	0.0000	0.0000	0.0062	0.0062	0.0000	0.0123	0.0000	0.0000	0.0000	0.0000

	0.0406	0.0000	0.0000	0.0091	0.0046	0.0000	0.0000	0.0000	0.0000	0.0573	0.0207
	0.0207	0.0046	0.0162	0.0250	0.0162	0.0000	0.0000	0.0162	0.0162	0.0046	0.0000
	0.0000	0.0000	0.0610								
1989	1	2	3	2	1	-1	-1	25	0.0000	0.0000	0.0000
	0.0000	0.0000	0.0000	0.0073	0.0124	0.0130	0.0353	0.0223	0.0128	0.0181	0.0080
	0.0059	0.0128	0.0168	0.0125	0.0114	0.0354	0.0276	0.0037	0.0062	0.0224	0.0264
	0.0089	0.0121	0.0096	0.0160	0.0217	0.0046	0.0153	0.0058	0.0152	0.0142	0.0765
	0.0000	0.0000	0.0000	0.0000	0.0000	0.0000	0.0000	0.0000	0.0009	0.0000	0.0019
	0.0208	0.0029	0.0149	0.0246	0.0250	0.0051	0.0440	0.0050	0.0085	0.0216	0.0157
	0.0131	0.0046	0.0292	0.0244	0.0266	0.0397	0.0232	0.0029	0.0148	0.0193	0.0050
	0.0124	0.0217	0.0618								
1990	1	2	3	2	1	-1	-1	10	0.0000	0.0000	0.0000
	0.0000	0.0000	0.0000	0.0086	0.0284	0.0024	0.0000	0.0452	0.0026	0.0264	0.0013
	0.0041	0.0264	0.0011	0.0734	0.0340	0.0273	0.0273	0.0273	0.0458	0.0013	0.0000
	0.0011	0.0050	0.0139	0.0162	0.0221	0.0000	0.0013	0.0000	0.0365	0.0000	0.0319
	0.0000	0.0000	0.0000	0.0000	0.0000	0.0000	0.0273	0.0000	0.0000	0.0086	0.0000
	0.0000	0.0000	0.0000	0.0000	0.0273	0.0000	0.0528	0.0273	0.0350	0.0264	0.0426
	0.0086	0.0264	0.0086	0.0000	0.0173	0.0264	0.0320	0.0089	0.0000	0.0350	0.0000
	0.0086	0.0000	0.0699								
1991	1	2	3	2	1	-1	-1	14	0.0000	0.0000	0.0000
	0.0007	0.0030	0.0017	0.0166	0.0043	0.0103	0.0041	0.0189	0.0157	0.0152	0.0036
	0.0089	0.0003	0.0085	0.0012	0.0218	0.0062	0.0089	0.0174	0.0010	0.0079	0.0107
	0.0003	0.0121	0.0078	0.0147	0.0016	0.0182	0.0012	0.0112	0.0119	0.0058	0.0566
	0.0000	0.0000	0.0000	0.0007	0.0007	0.0044	0.0044	0.0003	0.0072	0.0302	0.0172
	0.0230	0.0244	0.0326	0.0279	0.0121	0.0230	0.0189	0.0293	0.0304	0.0178	0.0121
	0.0339	0.0205	0.0329	0.0233	0.0261	0.0329	0.0028	0.0287	0.0124	0.0028	0.0258
	0.0108	0.0108	0.0915								
1993	1	2	3	2	1	-1	-1	6	0.0000	0.0000	0.0000
	0.0242	0.0942	0.0734	0.1211	0.0487	0.0523	0.0402	0.0284	0.0000	0.0063	0.0000
	0.0000	0.0000	0.0000	0.0000	0.0000	0.0000	0.0108	0.0054	0.0000	0.0054	0.0000
	0.0161	0.0000	0.0000	0.0000	0.0054	0.0000	0.0054	0.0108	0.0000	0.0000	0.0000
	0.0000	0.0000	0.0000	0.0063	0.0241	0.0434	0.0572	0.0428	0.0321	0.0545	0.0278
	0.0241	0.0108	0.0108	0.0000	0.0161	0.0268	0.0108	0.0000	0.0054	0.0000	0.0161
	0.0000	0.0203	0.0054	0.0000	0.0000	0.0000	0.0054	0.0000	0.0000	0.0000	0.0000
	0.0117	0.0000	0.0000								
1994	1	2	3	2	1	-1	-1	4	0.0000	0.0000	0.0000
	0.0000	0.0516	0.1605	0.1567	0.0097	0.0610	0.0698	0.0499	0.0084	0.0402	0.0000
	0.0000	0.0042	0.0000	0.0038	0.0126	0.0042	0.0000	0.0139	0.0000	0.0000	0.0000
	0.0000	0.0000	0.0000	0.0000	0.0000	0.0000	0.0000	0.0000	0.0000	0.0000	0.0000
	0.0000	0.0000	0.0000	0.0000	0.0398	0.0000	0.0376	0.0554	0.0360	0.0526	0.0263
	0.0360	0.0000	0.0000	0.0097	0.0134	0.0000	0.0000	0.0000	0.0097	0.0042	0.0097
	0.0097	0.0000	0.0000	0.0000	0.0000	0.0000	0.0097	0.0000	0.0038	0.0000	0.0000
	0.0000	0.0000	0.0000								
1995	1	2	3	2	1	-1	-1	7	0.0000	0.0032	0.0000
	0.0108	0.0725	0.0862	0.0868	0.0270	0.0461	0.0082	0.0715	0.0354	0.0011	0.0000
	0.0050	0.0000	0.0000	0.0000	0.0006	0.0000	0.0354	0.0354	0.0000	0.0000	0.0000
	0.0000	0.0354	0.0000	0.0000	0.0000	0.0000	0.0000	0.0000	0.0000	0.0000	0.0000
	0.0000	0.0000	0.0000	0.0047	0.0191	0.0741	0.1057	0.0334	0.0159	0.0402	0.0753
	0.0000	0.0000	0.0354	0.0000	0.0354	0.0000	0.0000	0.0000	0.0000	0.0000	0.0000
	0.0000	0.0000	0.0000	0.0000	0.0000	0.0000	0.0000	0.0000	0.0000	0.0000	0.0000
	0.0000	0.0000	0.0000								
1996	1	2	3	2	1	-1	-1	17	0.0000	0.0000	0.0000
	0.0068	0.0167	0.0376	0.0810	0.1149	0.0801	0.0570	0.0439	0.0293	0.0296	0.0134
	0.0113	0.0056	0.0113	0.0086	0.0070	0.0000	0.0000	0.0076	0.0037	0.0000	0.0000
	0.0029	0.0000	0.0000	0.0000	0.0000	0.0000	0.0000	0.0010	0.0000	0.0000	0.0000
	0.0000	0.0000	0.0000	0.0000	0.0165	0.0334	0.0599	0.0429	0.0470	0.0165	0.0320
	0.0137	0.0229	0.0187	0.0206	0.0114	0.0143	0.0011	0.0114	0.0000	0.0092	0.0029
	0.0150	0.0029	0.0010	0.0029	0.0084	0.0000	0.0114	0.0000	0.0050	0.0000	0.0000
	0.0000	0.0047	0.0050								
1997	1	2	3	2	1	-1	-1	29	0.0000	0.0000	0.0092
	0.0603	0.0940	0.0831	0.0881	0.1088	0.0766	0.0305	0.0289	0.0084	0.0267	0.0082
	0.0091	0.0102	0.0023	0.0049	0.0000	0.0006	0.0000	0.0000	0.0000	0.0000	0.0000
	0.0000	0.0020	0.0000	0.0000	0.0000	0.0000	0.0000	0.0000	0.0017	0.0000	0.0005
	0.0000	0.0000	0.0014	0.0201	0.0682	0.0345	0.0304	0.0500	0.0393	0.0167	0.0146
	0.0150	0.0094	0.0055	0.0156	0.0054	0.0016	0.0075	0.0079	0.0001	0.0000	0.0013
	0.0001	0.0000	0.0000	0.0014	0.0000	0.0000	0.0000	0.0000	0.0000	0.0000	0.0000
	0.0000	0.0000	0.0000								
1999	1	2	3	2	1	-1	-1	15	0.0000	0.0000	0.0000
	0.0256	0.2154	0.0933	0.0215	0.0555	0.0873	0.0606	0.0529	0.0081	0.0137	0.0123
	0.0313	0.0146	0.0084	0.0128	0.0000	0.0000	0.0000	0.0000	0.0062	0.0000	0.0000

	0.0000	0.0000	0.0000	0.0000	0.0000	0.0000	0.0000	0.0000	0.0000	0.0000	0.0000
	0.0000	0.0000	0.0004	0.0060	0.0417	0.0383	0.0117	0.0295	0.0249	0.0525	0.0178
	0.0142	0.0081	0.0040	0.0052	0.0056	0.0035	0.0014	0.0014	0.0004	0.0000	0.0024
	0.0032	0.0000	0.0040	0.0000	0.0000	0.0000	0.0000	0.0000	0.0000	0.0000	0.0000
	0.0000	0.0000	0.0047								
2000	1	2	3	2	1	-1	-1	16	0.0000	0.0000	0.0000
	0.0075	0.0810	0.2126	0.0828	0.0276	0.0212	0.0517	0.0482	0.0399	0.0151	0.0107
	0.0077	0.0024	0.0178	0.0000	0.0091	0.0000	0.0000	0.0000	0.0000	0.0000	0.0182
	0.0000	0.0000	0.0000	0.0000	0.0000	0.0000	0.0024	0.0000	0.0000	0.0000	0.0000
	0.0000	0.0000	0.0000	0.0181	0.0250	0.1081	0.0145	0.0080	0.0328	0.0473	0.0168
	0.0080	0.0198	0.0110	0.0148	0.0024	0.0000	0.0000	0.0000	0.0000	0.0000	0.0000
	0.0000	0.0000	0.0007	0.0000	0.0000	0.0000	0.0091	0.0000	0.0000	0.0000	0.0000
	0.0077	0.0000	0.0000								
2001	1	2	3	2	1	-1	-1	14	0.0000	0.0000	0.0274
	0.0284	0.0537	0.0369	0.1386	0.0747	0.0332	0.0261	0.0230	0.0578	0.0120	0.0348
	0.0309	0.0175	0.0178	0.0165	0.0030	0.0134	0.0060	0.0010	0.0010	0.0190	0.0070
	0.0023	0.0000	0.0000	0.0000	0.0000	0.0030	0.0000	0.0030	0.0000	0.0023	0.0000
	0.0000	0.0000	0.0000	0.0027	0.0000	0.0515	0.0338	0.0474	0.0253	0.0030	0.0117
	0.0179	0.0030	0.0275	0.0137	0.0095	0.0000	0.0118	0.0010	0.0118	0.0195	0.0061
	0.0000	0.0023	0.0030	0.0038	0.0000	0.0000	0.0000	0.0000	0.0000	0.0000	0.0000
	0.0000	0.0000	0.0038								
2002	1	2	3	2	1	-1	-1	11	0.0000	0.0000	0.0000
	0.0061	0.0088	0.0309	0.0536	0.0797	0.0390	0.0123	0.0184	0.0409	0.0375	0.0292
	0.0255	0.0414	0.0242	0.0154	0.0574	0.0000	0.0500	0.0341	0.0000	0.0138	0.0432
	0.0071	0.0173	0.0000	0.0212	0.0095	0.0000	0.0212	0.0023	0.0102	0.0030	0.0447
	0.0000	0.0000	0.0000	0.0000	0.0000	0.0102	0.0013	0.0145	0.0020	0.0020	0.0056
	0.0168	0.0023	0.0023	0.0000	0.0082	0.0157	0.0102	0.0000	0.0313	0.0000	0.0082
	0.0082	0.0000	0.0000	0.0000	0.0102	0.0030	0.0000	0.0000	0.0071	0.0000	0.0000
	0.0102	0.0000	0.0328								
2003	1	2	3	2	1	-1	-1	10	0.0000	0.0000	0.0000
	0.0672	0.2516	0.0325	0.0175	0.0513	0.1286	0.0477	0.0093	0.0398	0.0174	0.0214
	0.0103	0.0164	0.0058	0.0058	0.0000	0.0000	0.0227	0.0000	0.0056	0.0111	0.0056
	0.0000	0.0000	0.0000	0.0000	0.0000	0.0000	0.0056	0.0000	0.0000	0.0000	0.0000
	0.0000	0.0000	0.0000	0.0503	0.0576	0.0058	0.0134	0.0000	0.0396	0.0168	0.0031
	0.0000	0.0000	0.0149	0.0000	0.0000	0.0058	0.0000	0.0000	0.0000	0.0000	0.0088
	0.0000	0.0000	0.0110	0.0000	0.0000	0.0000	0.0000	0.0000	0.0000	0.0000	0.0000
	0.0000	0.0000	0.0000								
2004	1	2	3	2	1	-1	-1	6	0.0000	0.0000	0.0000
	0.0383	0.3341	0.2833	0.0739	0.0741	0.0180	0.0274	0.0003	0.0202	0.0192	0.0000
	0.0000	0.0021	0.0000	0.0000	0.0000	0.0000	0.0000	0.0155	0.0000	0.0000	0.0000
	0.0021	0.0000	0.0000	0.0000	0.0000	0.0000	0.0000	0.0000	0.0000	0.0000	0.0000
	0.0000	0.0000	0.0000	0.0180	0.0025	0.0000	0.0171	0.0000	0.0341	0.0000	0.0000
	0.0000	0.0000	0.0000	0.0000	0.0000	0.0000	0.0000	0.0171	0.0025	0.0000	0.0000
	0.0000	0.0000	0.0000	0.0000	0.0000	0.0000	0.0000	0.0000	0.0000	0.0000	0.0000
	0.0000	0.0000	0.0000								
2005	1	2	3	2	1	-1	-1	7	0.0000	0.0000	0.0000
	0.0119	0.0450	0.3867	0.1339	0.0220	0.0378	0.0147	0.0684	0.0000	0.0236	0.0081
	0.0131	0.0228	0.0224	0.0000	0.0000	0.0131	0.0081	0.0000	0.0081	0.0000	0.0000
	0.0000	0.0000	0.0000	0.0000	0.0000	0.0000	0.0000	0.0000	0.0000	0.0000	0.0000
	0.0000	0.0000	0.0000	0.0102	0.0627	0.0209	0.0253	0.0000	0.0073	0.0000	0.0119
	0.0000	0.0000	0.0147	0.0000	0.0000	0.0000	0.0073	0.0000	0.0000	0.0000	0.0000
	0.0000	0.0000	0.0000	0.0000	0.0000	0.0000	0.0000	0.0000	0.0000	0.0000	0.0000
	0.0000	0.0000	0.0000								
2006	1	2	3	2	1	-1	-1	4	0.0000	0.0000	0.0152
	0.0152	0.0921	0.0401	0.3116	0.0641	0.0162	0.0000	0.0092	0.0000	0.0000	0.0000
	0.0295	0.0000	0.0000	0.0000	0.0000	0.0092	0.0000	0.0000	0.0000	0.0000	0.0000
	0.0000	0.0000	0.0000	0.0000	0.0000	0.0000	0.0000	0.0000	0.0000	0.0000	0.0000
	0.0000	0.0000	0.0000	0.0152	0.0613	0.0736	0.1608	0.0867	0.0000	0.0000	0.0000
	0.0000	0.0000	0.0000	0.0000	0.0000	0.0000	0.0000	0.0000	0.0000	0.0000	0.0000
	0.0000	0.0000	0.0000	0.0000	0.0000	0.0000	0.0000	0.0000	0.0000	0.0000	0.0000
	0.0000	0.0000	0.0000								
2007	1	2	3	2	1	-1	-1	9	0.0000	0.0000	0.0000
	0.0000	0.0361	0.0546	0.1807	0.3722	0.1487	0.0049	0.0219	0.0082	0.0000	0.0000
	0.0057	0.0000	0.0078	0.0003	0.0023	0.0000	0.0000	0.0000	0.0000	0.0000	0.0000
	0.0000	0.0000	0.0000	0.0000	0.0000	0.0000	0.0000	0.0000	0.0000	0.0000	0.0000
	0.0000	0.0000	0.0000	0.0004	0.0004	0.0513	0.0237	0.0424	0.0004	0.0154	0.0000
	0.0062	0.0057	0.0000	0.0000	0.0053	0.0053	0.0000	0.0000	0.0000	0.0000	0.0000
	0.0000	0.0000	0.0000	0.0000	0.0000	0.0000	0.0000	0.0000	0.0000	0.0000	0.0000
	0.0000	0.0000	0.0000								

2009	1	2	3	2	1	-1	-1	16	0.0000	0.0000	0.0002
	0.0088	0.0069	0.0785	0.0369	0.0423	0.0643	0.1354	0.0572	0.0119	0.0088	0.0169
	0.0125	0.0225	0.0098	0.0027	0.0031	0.0052	0.0052	0.0182	0.0053	0.0055	0.0118
	0.0000	0.0098	0.0026	0.0000	0.0026	0.0143	0.0000	0.0026	0.0000	0.0000	0.0026
	0.0000	0.0000	0.0000	0.0056	0.0041	0.0157	0.0415	0.0256	0.0475	0.0642	0.0400
	0.0144	0.0203	0.0143	0.0164	0.0000	0.0000	0.0285	0.0000	0.0034	0.0000	0.0026
	0.0135	0.0017	0.0000	0.0143	0.0143	0.0026	0.0026	0.0000	0.0000	0.0000	0.0000
	0.0000	0.0000	0.0026								
2010	1	2	3	2	1	-1	-1	11	0.0000	0.0021	0.1369
	0.0228	0.0237	0.0427	0.0868	0.0305	0.0728	0.0598	0.1524	0.0771	0.0085	0.0026
	0.0195	0.0026	0.0016	0.0000	0.0000	0.0023	0.0005	0.0005	0.0000	0.0030	0.0021
	0.0047	0.0000	0.0000	0.0000	0.0000	0.0000	0.0000	0.0000	0.0000	0.0000	0.0135
	0.0000	0.0000	0.0913	0.0000	0.0010	0.0003	0.0029	0.0167	0.0093	0.0456	0.0182
	0.0100	0.0030	0.0000	0.0135	0.0000	0.0000	0.0005	0.0030	0.0026	0.0031	0.0005
	0.0004	0.0030	0.0000	0.0021	0.0005	0.0030	0.0002	0.0000	0.0000	0.0000	0.0000
	0.0005	0.0000	0.0000								
# TWL updated for 2011 (N=25)											
1986	1	3	3	2	1	-1	-1	153	0.0000	0.0433	0.0696
	0.0287	0.0456	0.0513	0.0605	0.0427	0.0194	0.0098	0.0096	0.0054	0.0120	0.0043
	0.0027	0.0048	0.0004	0.0006	0.0012	0.0000	0.0012	0.0014	0.0010	0.0053	0.0000
	0.0008	0.0000	0.0000	0.0000	0.0000	0.0000	0.0000	0.0000	0.0012	0.0000	0.0002
	0.0000	0.0305	0.0675	0.0402	0.0666	0.0901	0.0510	0.0514	0.0275	0.0255	0.0367
	0.0223	0.0092	0.0089	0.0119	0.0061	0.0063	0.0078	0.0041	0.0029	0.0041	0.0000
	0.0000	0.0031	0.0000	0.0000	0.0000	0.0000	0.0000	0.0005	0.0000	0.0000	0.0025
	0.0000	0.0000	0.0000								
1987	1	3	3	2	1	-1	-1	148	0.0000	0.0216	0.1246
	0.0889	0.0349	0.0361	0.0252	0.0251	0.0236	0.0176	0.0148	0.0106	0.0092	0.0068
	0.0037	0.0060	0.0073	0.0033	0.0016	0.0037	0.0026	0.0045	0.0028	0.0030	0.0008
	0.0007	0.0003	0.0003	0.0005	0.0005	0.0003	0.0014	0.0003	0.0006	0.0005	0.0047
	0.0000	0.0110	0.0859	0.0528	0.0356	0.0241	0.0261	0.0254	0.0246	0.0246	0.0179
	0.0110	0.0158	0.0249	0.0170	0.0143	0.0090	0.0135	0.0080	0.0044	0.0083	0.0028
	0.0028	0.0049	0.0042	0.0042	0.0019	0.0031	0.0055	0.0034	0.0009	0.0055	0.0025
	0.0044	0.0004	0.0110								
1988	1	3	3	2	1	-1	-1	93	0.0000	0.0032	0.1387
	0.1287	0.0545	0.0284	0.0221	0.0232	0.0152	0.0110	0.0064	0.0151	0.0067	0.0058
	0.0009	0.0076	0.0025	0.0002	0.0051	0.0003	0.0022	0.0012	0.0017	0.0014	0.0023
	0.0006	0.0003	0.0008	0.0011	0.0000	0.0010	0.0008	0.0008	0.0008	0.0006	0.0044
	0.0000	0.0000	0.0995	0.0856	0.0435	0.0263	0.0286	0.0191	0.0203	0.0192	0.0170
	0.0167	0.0106	0.0055	0.0064	0.0084	0.0093	0.0068	0.0079	0.0058	0.0082	0.0058
	0.0065	0.0083	0.0028	0.0072	0.0014	0.0066	0.0016	0.0027	0.0078	0.0036	0.0008
	0.0010	0.0008	0.0029								
1989	1	3	3	2	1	-1	-1	84	0.0000	0.0045	0.1051
	0.1167	0.0533	0.0200	0.0323	0.0341	0.0111	0.0100	0.0073	0.0120	0.0094	0.0075
	0.0044	0.0031	0.0122	0.0037	0.0031	0.0053	0.0001	0.0029	0.0010	0.0037	0.0010
	0.0022	0.0008	0.0025	0.0010	0.0036	0.0005	0.0004	0.0003	0.0002	0.0005	0.0032
	0.0000	0.0018	0.0661	0.0635	0.0460	0.0304	0.0264	0.0196	0.0167	0.0189	0.0151
	0.0220	0.0168	0.0154	0.0122	0.0054	0.0080	0.0061	0.0095	0.0102	0.0028	0.0069
	0.0108	0.0081	0.0069	0.0081	0.0051	0.0110	0.0060	0.0049	0.0034	0.0047	0.0040
	0.0064	0.0053	0.0161								
1990	1	3	3	2	1	-1	-1	89	0.0000	0.0020	0.0274
	0.0765	0.0571	0.0180	0.0392	0.0319	0.0179	0.0101	0.0173	0.0180	0.0104	0.0181
	0.0046	0.0064	0.0153	0.0089	0.0031	0.0026	0.0092	0.0057	0.0030	0.0046	0.0045
	0.0013	0.0021	0.0030	0.0034	0.0012	0.0016	0.0020	0.0022	0.0017	0.0006	0.0063
	0.0000	0.0030	0.0257	0.0760	0.0304	0.0245	0.0411	0.0173	0.0260	0.0252	0.0279
	0.0227	0.0132	0.0252	0.0084	0.0075	0.0125	0.0183	0.0101	0.0095	0.0085	0.0119
	0.0055	0.0094	0.0194	0.0155	0.0123	0.0084	0.0090	0.0097	0.0067	0.0025	0.0058
	0.0017	0.0035	0.0083								
1991	1	3	3	2	1	-1	-1	45	0.0000	0.0042	0.0697
	0.0785	0.0934	0.0485	0.0346	0.0233	0.0186	0.0133	0.0099	0.0112	0.0040	0.0018
	0.0068	0.0036	0.0048	0.0011	0.0032	0.0004	0.0027	0.0019	0.0004	0.0011	0.0005
	0.0002	0.0022	0.0076	0.0031	0.0026	0.0012	0.0015	0.0027	0.0011	0.0008	0.0133
	0.0000	0.0039	0.0395	0.0939	0.0677	0.0400	0.0148	0.0243	0.0150	0.0156	0.0179
	0.0075	0.0082	0.0078	0.0094	0.0102	0.0110	0.0067	0.0067	0.0041	0.0133	0.0096
	0.0098	0.0052	0.0041	0.0099	0.0034	0.0043	0.0058	0.0090	0.0045	0.0016	0.0055
	0.0062	0.0075	0.0226								
1992	1	3	3	2	1	-1	-1	14	0.0000	0.0548	0.1461
	0.1858	0.0246	0.0212	0.0151	0.0116	0.0207	0.0245	0.0029	0.0176	0.0205	0.0350
	0.0273	0.0125	0.0028	0.0023	0.0119	0.0028	0.0023	0.0027	0.0000	0.0102	0.0159
	0.0085	0.0046	0.0087	0.0061	0.0174	0.0023	0.0107	0.0084	0.0002	0.0107	0.0119
	0.0000	0.0240	0.0871	0.0798	0.0096	0.0089	0.0000	0.0004	0.0009	0.0000	0.0000

	0.0000	0.0002	0.0004	0.0000	0.0000	0.0000	0.0000	0.0116	0.0084	0.0004	0.0009
	0.0006	0.0009	0.0009	0.0000	0.0006	0.0000	0.0000	0.0000	0.0000	0.0004	0.0004
	0.0000	0.0000	0.0030								
1993	1	3	3	2	1	-1	-1	34	0.0000	0.0000	0.0073
	0.1167	0.1386	0.0522	0.0303	0.0244	0.0114	0.0182	0.0079	0.0048	0.0121	0.0110
	0.0053	0.0034	0.0072	0.0035	0.0071	0.0032	0.0062	0.0090	0.0044	0.0080	0.0031
	0.0004	0.0059	0.0035	0.0018	0.0059	0.0037	0.0026	0.0014	0.0011	0.0008	0.0228
	0.0000	0.0000	0.0408	0.0781	0.0635	0.0150	0.0160	0.0271	0.0148	0.0171	0.0126
	0.0098	0.0056	0.0094	0.0093	0.0126	0.0056	0.0090	0.0081	0.0043	0.0071	0.0052
	0.0094	0.0053	0.0015	0.0062	0.0091	0.0059	0.0016	0.0026	0.0035	0.0001	0.0000
	0.0043	0.0065	0.0280								
1994	1	3	3	2	1	-1	-1	30	0.0000	0.0000	0.0000
	0.0240	0.0433	0.0320	0.0263	0.0271	0.0224	0.0111	0.0275	0.0050	0.0130	0.0127
	0.0035	0.0054	0.0073	0.0187	0.0086	0.0060	0.0029	0.0019	0.0073	0.0014	0.0031
	0.0073	0.0008	0.0022	0.0099	0.0057	0.0037	0.0084	0.0095	0.0000	0.0034	0.0196
	0.0000	0.0000	0.0000	0.0270	0.0637	0.0480	0.0458	0.0211	0.0136	0.0197	0.0213
	0.0110	0.0260	0.0290	0.0175	0.0201	0.0129	0.0149	0.0148	0.0120	0.0082	0.0016
	0.0058	0.0091	0.0195	0.0022	0.0044	0.0085	0.0121	0.0036	0.0143	0.0143	0.0066
	0.0054	0.0069	0.0782								
1995	1	3	3	2	1	-1	-1	26	0.0000	0.0012	0.0019
	0.0265	0.0683	0.0913	0.0445	0.0654	0.0131	0.0109	0.0285	0.0497	0.0065	0.0040
	0.0144	0.0098	0.0052	0.0030	0.0023	0.0068	0.0033	0.0166	0.0013	0.0000	0.0009
	0.0070	0.0147	0.0023	0.0041	0.0009	0.0009	0.0025	0.0050	0.0104	0.0053	0.0176
	0.0000	0.0000	0.0028	0.0093	0.0170	0.0519	0.0327	0.0283	0.0370	0.0418	0.0220
	0.0101	0.0085	0.0153	0.0009	0.0255	0.0072	0.0078	0.0098	0.0081	0.0012	0.0030
	0.0012	0.0047	0.0025	0.0040	0.0061	0.0108	0.0011	0.0049	0.0093	0.0000	0.0064
	0.0034	0.0151	0.0441								
1996	1	3	3	2	1	-1	-1	45	0.0000	0.0000	0.0013
	0.0023	0.0130	0.0241	0.0260	0.0313	0.0207	0.0238	0.0223	0.0150	0.0140	0.0157
	0.0049	0.0059	0.0169	0.0073	0.0127	0.0096	0.0006	0.0048	0.0066	0.0032	0.0085
	0.0003	0.0040	0.0034	0.0018	0.0060	0.0018	0.0062	0.0040	0.0044	0.0032	0.0349
	0.0000	0.0000	0.0043	0.0038	0.0185	0.0346	0.0390	0.0288	0.0319	0.0403	0.0331
	0.0166	0.0170	0.0115	0.0215	0.0263	0.0211	0.0111	0.0219	0.0136	0.0059	0.0066
	0.0116	0.0103	0.0118	0.0036	0.0242	0.0044	0.0064	0.0125	0.0099	0.0109	0.0048
	0.0131	0.0123	0.0966								
1997	1	3	3	2	1	-1	-1	84	0.0000	0.0009	0.0350
	0.0374	0.0135	0.0189	0.0163	0.0280	0.0231	0.0271	0.0147	0.0192	0.0120	0.0126
	0.0091	0.0144	0.0097	0.0044	0.0094	0.0066	0.0102	0.0030	0.0045	0.0062	0.0063
	0.0038	0.0051	0.0071	0.0060	0.0076	0.0054	0.0055	0.0028	0.0015	0.0056	0.0422
	0.0000	0.0004	0.0347	0.0189	0.0160	0.0227	0.0255	0.0284	0.0311	0.0199	0.0155
	0.0234	0.0221	0.0102	0.0074	0.0279	0.0131	0.0131	0.0145	0.0148	0.0091	0.0129
	0.0128	0.0066	0.0084	0.0113	0.0138	0.0046	0.0056	0.0076	0.0066	0.0043	0.0096
	0.0067	0.0072	0.0779								
1998	1	3	3	2	1	-1	-1	26	0.0000	0.0000	0.0008
	0.0736	0.0640	0.0232	0.0265	0.0468	0.0525	0.0376	0.0177	0.0114	0.0107	0.0019
	0.0076	0.0031	0.0055	0.0131	0.0094	0.0148	0.0063	0.0033	0.0000	0.0008	0.0000
	0.0018	0.0104	0.0000	0.0030	0.0075	0.0056	0.0000	0.0032	0.0022	0.0093	0.0271
	0.0000	0.0000	0.0000	0.0254	0.0390	0.0052	0.0120	0.0325	0.0179	0.0034	0.0038
	0.0116	0.0148	0.0104	0.0107	0.0053	0.0032	0.0139	0.0065	0.0138	0.0044	0.0044
	0.0087	0.0144	0.0132	0.0125	0.0032	0.0098	0.0059	0.0268	0.0124	0.0075	0.0112
	0.0119	0.0053	0.1187								
1999	1	3	3	2	1	-1	-1	32	0.0000	0.0015	0.0044
	0.0114	0.0971	0.0619	0.0189	0.0260	0.0333	0.0248	0.0101	0.0095	0.0166	0.0119
	0.0101	0.0084	0.0098	0.0274	0.0139	0.0061	0.0011	0.0031	0.0001	0.0023	0.0001
	0.0000	0.0012	0.0000	0.0046	0.0011	0.0000	0.0029	0.0016	0.0076	0.0071	0.0248
	0.0000	0.0000	0.0025	0.0342	0.0885	0.0414	0.0105	0.0281	0.0427	0.0264	0.0165
	0.0261	0.0243	0.0041	0.0107	0.0214	0.0146	0.0154	0.0091	0.0099	0.0091	0.0092
	0.0059	0.0036	0.0019	0.0014	0.0070	0.0015	0.0075	0.0117	0.0064	0.0026	0.0053
	0.0000	0.0014	0.0384								
2000	1	3	3	2	1	-1	-1	69	0.0000	0.0002	0.0089
	0.0129	0.0362	0.0866	0.0361	0.0337	0.0210	0.0305	0.0175	0.0206	0.0111	0.0095
	0.0068	0.0074	0.0120	0.0065	0.0083	0.0091	0.0024	0.0051	0.0036	0.0027	0.0052
	0.0019	0.0030	0.0007	0.0033	0.0021	0.0010	0.0025	0.0005	0.0027	0.0046	0.0154
	0.0000	0.0008	0.0056	0.0209	0.0567	0.0995	0.0400	0.0180	0.0253	0.0279	0.0274
	0.0197	0.0221	0.0158	0.0167	0.0164	0.0138	0.0082	0.0066	0.0090	0.0033	0.0087
	0.0111	0.0042	0.0070	0.0028	0.0042	0.0041	0.0052	0.0056	0.0059	0.0127	0.0039
	0.0035	0.0023	0.0332								
2001	1	3	3	2	1	-1	-1	75	0.0000	0.0005	0.0662
	0.0435	0.0121	0.0268	0.0447	0.0340	0.0177	0.0246	0.0226	0.0136	0.0167	0.0093
	0.0108	0.0141	0.0119	0.0059	0.0094	0.0068	0.0025	0.0077	0.0023	0.0073	0.0025

	0.0032	0.0036	0.0021	0.0036	0.0020	0.0026	0.0035	0.0011	0.0011	0.0018	0.0241
	0.0000	0.0001	0.0374	0.0181	0.0235	0.0392	0.0423	0.0330	0.0249	0.0290	0.0241
	0.0210	0.0276	0.0164	0.0110	0.0160	0.0165	0.0055	0.0088	0.0100	0.0093	0.0064
	0.0128	0.0062	0.0000	0.0096	0.0034	0.0050	0.0079	0.0029	0.0057	0.0041	0.0042
	0.0068	0.0031	0.0460								
2002	1	3	3	2	1	-1	-1	28	0.0000	0.0000	0.0501
	0.2023	0.0486	0.0043	0.0373	0.0465	0.0279	0.0079	0.0066	0.0184	0.0195	0.0063
	0.0102	0.0103	0.0049	0.0116	0.0103	0.0092	0.0031	0.0094	0.0044	0.0131	0.0034
	0.0021	0.0000	0.0000	0.0034	0.0029	0.0000	0.0054	0.0029	0.0049	0.0000	0.0074
	0.0000	0.0000	0.0176	0.1133	0.0182	0.0063	0.0343	0.0160	0.0027	0.0046	0.0129
	0.0094	0.0150	0.0208	0.0085	0.0134	0.0038	0.0004	0.0081	0.0107	0.0096	0.0014
	0.0010	0.0128	0.0035	0.0014	0.0112	0.0000	0.0014	0.0061	0.0040	0.0000	0.0083
	0.0039	0.0041	0.0209								
2003	1	3	3	2	1	-1	-1	26	0.0000	0.0000	0.0091
	0.1255	0.1548	0.0350	0.0077	0.0229	0.0200	0.0143	0.0084	0.0012	0.0125	0.0145
	0.0047	0.0057	0.0056	0.0166	0.0095	0.0051	0.0014	0.0068	0.0019	0.0014	0.0004
	0.0027	0.0027	0.0000	0.0019	0.0022	0.0000	0.0025	0.0014	0.0000	0.0000	0.0098
	0.0000	0.0021	0.0324	0.1655	0.0974	0.0089	0.0102	0.0142	0.0274	0.0083	0.0060
	0.0053	0.0133	0.0163	0.0110	0.0116	0.0068	0.0050	0.0025	0.0128	0.0051	0.0041
	0.0016	0.0032	0.0000	0.0022	0.0000	0.0000	0.0000	0.0000	0.0000	0.0037	0.0025
	0.0030	0.0022	0.0074								
2004	1	3	3	2	1	-1	-1	35	0.0000	0.0000	0.0109
	0.0345	0.1218	0.0896	0.0474	0.0151	0.0122	0.0130	0.0092	0.0036	0.0092	0.0025
	0.0088	0.0103	0.0049	0.0037	0.0091	0.0138	0.0095	0.0027	0.0042	0.0026	0.0025
	0.0039	0.0014	0.0045	0.0000	0.0000	0.0050	0.0000	0.0000	0.0003	0.0029	0.0030
	0.0000	0.0025	0.0014	0.0595	0.0848	0.0742	0.0463	0.0173	0.0170	0.0108	0.0128
	0.0171	0.0123	0.0100	0.0116	0.0055	0.0134	0.0110	0.0303	0.0112	0.0138	0.0052
	0.0028	0.0070	0.0072	0.0110	0.0014	0.0014	0.0012	0.0032	0.0017	0.0018	0.0012
	0.0040	0.0063	0.0196								
2005	1	3	3	2	1	-1	-1	39	0.0000	0.0015	0.0026
	0.0479	0.0559	0.1783	0.0705	0.0135	0.0162	0.0112	0.0114	0.0079	0.0076	0.0053
	0.0053	0.0159	0.0041	0.0028	0.0004	0.0000	0.0017	0.0028	0.0034	0.0034	0.0028
	0.0052	0.0100	0.0015	0.0028	0.0012	0.0055	0.0000	0.0015	0.0000	0.0028	0.0015
	0.0000	0.0019	0.0050	0.0146	0.0399	0.1795	0.0512	0.0226	0.0123	0.0030	0.0245
	0.0066	0.0056	0.0074	0.0101	0.0135	0.0000	0.0087	0.0112	0.0111	0.0108	0.0078
	0.0020	0.0057	0.0028	0.0017	0.0020	0.0028	0.0017	0.0000	0.0013	0.0000	0.0032
	0.0036	0.0009	0.0209								
2006	1	3	3	2	1	-1	-1	77	0.0000	0.0003	0.0173
	0.0109	0.0624	0.0861	0.1128	0.0665	0.0269	0.0152	0.0108	0.0147	0.0030	0.0066
	0.0028	0.0051	0.0039	0.0028	0.0041	0.0032	0.0009	0.0011	0.0030	0.0029	0.0006
	0.0021	0.0029	0.0017	0.0006	0.0005	0.0012	0.0006	0.0000	0.0025	0.0025	0.0130
	0.0000	0.0003	0.0062	0.0110	0.0264	0.0635	0.1285	0.0591	0.0267	0.0142	0.0146
	0.0175	0.0150	0.0022	0.0082	0.0048	0.0063	0.0060	0.0041	0.0077	0.0049	0.0107
	0.0066	0.0054	0.0038	0.0081	0.0009	0.0056	0.0001	0.0038	0.0014	0.0043	0.0043
	0.0000	0.0033	0.0226								
2007	1	3	3	2	1	-1	-1	67	0.0000	0.0001	0.0021
	0.0465	0.0251	0.0455	0.0533	0.0961	0.0394	0.0137	0.0094	0.0037	0.0018	0.0021
	0.0008	0.0017	0.0043	0.0087	0.0036	0.0052	0.0007	0.0009	0.0007	0.0000	0.0019
	0.0022	0.0000	0.0025	0.0009	0.0004	0.0000	0.0000	0.0000	0.0000	0.0000	0.0076
	0.0000	0.0001	0.0030	0.0214	0.0178	0.0458	0.0438	0.1416	0.0673	0.0107	0.0169
	0.0124	0.0034	0.0022	0.0019	0.0124	0.0119	0.0021	0.0180	0.0207	0.0053	0.0003
	0.0217	0.0074	0.0014	0.0034	0.0064	0.0067	0.0017	0.0057	0.0008	0.0006	0.0129
	0.0051	0.0031	0.0832								
2008	1	3	3	2	1	-1	-1	8	0.0000	0.0000	0.0000
	0.0022	0.0027	0.0098	0.0097	0.0488	0.1179	0.0188	0.0009	0.0292	0.0005	0.0032
	0.0000	0.0039	0.0139	0.0000	0.0082	0.0082	0.0000	0.0000	0.0000	0.0010	0.0082
	0.0000	0.0000	0.0000	0.0110	0.0225	0.0000	0.0000	0.0000	0.0000	0.0000	0.0000
	0.0000	0.0000	0.0000	0.0018	0.0129	0.0235	0.0086	0.0316	0.1927	0.0702	0.0320
	0.0082	0.0393	0.0531	0.0000	0.0225	0.0014	0.0228	0.0565	0.0228	0.0000	0.0000
	0.0229	0.0000	0.0228	0.0005	0.0010	0.0000	0.0000	0.0009	0.0000	0.0000	0.0000
	0.0000	0.0082	0.0234								
2009	1	3	3	2	1	-1	-1	35	0.0000	0.0001	0.0000
	0.0221	0.0053	0.0565	0.0269	0.0316	0.0349	0.0575	0.0401	0.0179	0.0109	0.0199
	0.0109	0.0057	0.0054	0.0113	0.0032	0.0020	0.0019	0.0035	0.0035	0.0028	0.0011
	0.0023	0.0000	0.0017	0.0010	0.0038	0.0000	0.0000	0.0026	0.0016	0.0016	0.0189
	0.0000	0.0002	0.0014	0.0288	0.0094	0.0487	0.0366	0.0448	0.0493	0.0919	0.0557
	0.0250	0.0284	0.0205	0.0197	0.0083	0.0074	0.0064	0.0085	0.0072	0.0019	0.0083
	0.0071	0.0047	0.0054	0.0010	0.0028	0.0073	0.0040	0.0034	0.0045	0.0025	0.0041
	0.0000	0.0000	0.0365								

```
2010    1       3       3       2       1       -1      -1      36      0.0000  0.0006  0.0547
        0.0050  0.0013  0.0025  0.0202  0.0146  0.0053  0.0266  0.0440  0.0421  0.0231  0.0214
        0.0119  0.0090  0.0101  0.0079  0.0061  0.0009  0.0058  0.0047  0.0065  0.0017  0.0070
        0.0121  0.0019  0.0017  0.0094  0.0000  0.0037  0.0004  0.0042  0.0038  0.0000  0.0331
        0.0000  0.0004  0.0730  0.0035  0.0026  0.0075  0.0156  0.0212  0.0205  0.0391  0.0675
        0.0425  0.0305  0.0229  0.0167  0.0173  0.0115  0.0115  0.0098  0.0078  0.0016  0.0188
        0.0114  0.0089  0.0051  0.0029  0.0092  0.0051  0.0059  0.0057  0.0034  0.0085  0.0084
        0.0098  0.0035  0.0673
# Early AKSHLF Females updated for 2011 (N=66)
1983    1       5       1       0       1       32      32      2       0.0000  1.0000  0.0000
        0.0000  0.0000  0.0000  0.0000  0.0000  0.0000  0.0000  0.0000  0.0000  0.0000  0.0000
        0.0000  0.0000  0.0000  0.0000  0.0000  0.0000  0.0000  0.0000  0.0000  0.0000  0.0000
        0.0000  0.0000  0.0000  0.0000  0.0000  0.0000  0.0000  0.0000  0.0000  0.0000  0.0000
        0.0000  1.0000  0.0000  0.0000  0.0000  0.0000  0.0000  0.0000  0.0000  0.0000  0.0000
        0.0000  0.0000  0.0000  0.0000  0.0000  0.0000  0.0000  0.0000  0.0000  0.0000  0.0000
        0.0000  0.0000  0.0000  0.0000  0.0000  0.0000  0.0000  0.0000  0.0000  0.0000  0.0000
        0.0000  0.0000  0.0000
1983    1       5       1       0       1       34      34      3       0.0000  1.0000  0.0000
        0.0000  0.0000  0.0000  0.0000  0.0000  0.0000  0.0000  0.0000  0.0000  0.0000  0.0000
        0.0000  0.0000  0.0000  0.0000  0.0000  0.0000  0.0000  0.0000  0.0000  0.0000  0.0000
        0.0000  0.0000  0.0000  0.0000  0.0000  0.0000  0.0000  0.0000  0.0000  0.0000  0.0000
        0.0000  1.0000  0.0000  0.0000  0.0000  0.0000  0.0000  0.0000  0.0000  0.0000  0.0000
        0.0000  0.0000  0.0000  0.0000  0.0000  0.0000  0.0000  0.0000  0.0000  0.0000  0.0000
        0.0000  0.0000  0.0000  0.0000  0.0000  0.0000  0.0000  0.0000  0.0000  0.0000  0.0000
        0.0000  0.0000  0.0000
1983    1       5       1       0       1       36      36      4       0.0000  1.0000  0.0000
        0.0000  0.0000  0.0000  0.0000  0.0000  0.0000  0.0000  0.0000  0.0000  0.0000  0.0000
        0.0000  0.0000  0.0000  0.0000  0.0000  0.0000  0.0000  0.0000  0.0000  0.0000  0.0000
        0.0000  0.0000  0.0000  0.0000  0.0000  0.0000  0.0000  0.0000  0.0000  0.0000  0.0000
        0.0000  1.0000  0.0000  0.0000  0.0000  0.0000  0.0000  0.0000  0.0000  0.0000  0.0000
        0.0000  0.0000  0.0000  0.0000  0.0000  0.0000  0.0000  0.0000  0.0000  0.0000  0.0000
        0.0000  0.0000  0.0000  0.0000  0.0000  0.0000  0.0000  0.0000  0.0000  0.0000  0.0000
        0.0000  0.0000  0.0000
1983    1       5       1       0       1       38      38      5       0.0000  0.9695  0.0305
        0.0000  0.0000  0.0000  0.0000  0.0000  0.0000  0.0000  0.0000  0.0000  0.0000  0.0000
        0.0000  0.0000  0.0000  0.0000  0.0000  0.0000  0.0000  0.0000  0.0000  0.0000  0.0000
        0.0000  0.0000  0.0000  0.0000  0.0000  0.0000  0.0000  0.0000  0.0000  0.0000  0.0000
        0.0000  0.9695  0.0305  0.0000  0.0000  0.0000  0.0000  0.0000  0.0000  0.0000  0.0000
        0.0000  0.0000  0.0000  0.0000  0.0000  0.0000  0.0000  0.0000  0.0000  0.0000  0.0000
        0.0000  0.0000  0.0000  0.0000  0.0000  0.0000  0.0000  0.0000  0.0000  0.0000  0.0000
        0.0000  0.0000  0.0000
1983    1       5       1       0       1       40      40      6       0.0000  0.2008  0.7992
        0.0000  0.0000  0.0000  0.0000  0.0000  0.0000  0.0000  0.0000  0.0000  0.0000  0.0000
        0.0000  0.0000  0.0000  0.0000  0.0000  0.0000  0.0000  0.0000  0.0000  0.0000  0.0000
        0.0000  0.0000  0.0000  0.0000  0.0000  0.0000  0.0000  0.0000  0.0000  0.0000  0.0000
        0.0000  0.2008  0.7992  0.0000  0.0000  0.0000  0.0000  0.0000  0.0000  0.0000  0.0000
        0.0000  0.0000  0.0000  0.0000  0.0000  0.0000  0.0000  0.0000  0.0000  0.0000  0.0000
        0.0000  0.0000  0.0000  0.0000  0.0000  0.0000  0.0000  0.0000  0.0000  0.0000  0.0000
        0.0000  0.0000  0.0000
1983    1       5       1       0       1       42      42      12      0.0000  0.0031  0.7960
        0.2009  0.0000  0.0000  0.0000  0.0000  0.0000  0.0000  0.0000  0.0000  0.0000  0.0000
        0.0000  0.0000  0.0000  0.0000  0.0000  0.0000  0.0000  0.0000  0.0000  0.0000  0.0000
        0.0000  0.0000  0.0000  0.0000  0.0000  0.0000  0.0000  0.0000  0.0000  0.0000  0.0000
        0.0000  0.0031  0.7960  0.2009  0.0000  0.0000  0.0000  0.0000  0.0000  0.0000  0.0000
        0.0000  0.0000  0.0000  0.0000  0.0000  0.0000  0.0000  0.0000  0.0000  0.0000  0.0000
        0.0000  0.0000  0.0000  0.0000  0.0000  0.0000  0.0000  0.0000  0.0000  0.0000  0.0000
        0.0000  0.0000  0.0000
1983    1       5       1       0       1       44      44      15      0.0000  0.0043  0.8421
        0.1478  0.0058  0.0000  0.0000  0.0000  0.0000  0.0000  0.0000  0.0000  0.0000  0.0000
        0.0000  0.0000  0.0000  0.0000  0.0000  0.0000  0.0000  0.0000  0.0000  0.0000  0.0000
        0.0000  0.0000  0.0000  0.0000  0.0000  0.0000  0.0000  0.0000  0.0000  0.0000  0.0000
        0.0000  0.0043  0.8421  0.1478  0.0058  0.0000  0.0000  0.0000  0.0000  0.0000  0.0000
        0.0000  0.0000  0.0000  0.0000  0.0000  0.0000  0.0000  0.0000  0.0000  0.0000  0.0000
        0.0000  0.0000  0.0000  0.0000  0.0000  0.0000  0.0000  0.0000  0.0000  0.0000  0.0000
        0.0000  0.0000  0.0000
1983    1       5       1       0       1       46      46      17      0.0000  0.0808  0.4342
        0.4501  0.0349  0.0000  0.0000  0.0000  0.0000  0.0000  0.0000  0.0000  0.0000  0.0000
        0.0000  0.0000  0.0000  0.0000  0.0000  0.0000  0.0000  0.0000  0.0000  0.0000  0.0000
        0.0000  0.0000  0.0000  0.0000  0.0000  0.0000  0.0000  0.0000  0.0000  0.0000  0.0000
        0.0000  0.0808  0.4342  0.4501  0.0349  0.0000  0.0000  0.0000  0.0000  0.0000  0.0000
```

	0.0000	0.0000	0.0000	0.0000	0.0000	0.0000	0.0000	0.0000	0.0000	0.0000	0.0000
	0.0000	0.0000	0.0000	0.0000	0.0000	0.0000	0.0000	0.0000	0.0000	0.0000	0.0000
	0.0000	0.0000	0.0000								
1983	1	5	1	0	1	48	48	16	0.0000	0.0000	0.1889
	0.4697	0.3046	0.0368	0.0000	0.0000	0.0000	0.0000	0.0000	0.0000	0.0000	0.0000
	0.0000	0.0000	0.0000	0.0000	0.0000	0.0000	0.0000	0.0000	0.0000	0.0000	0.0000
	0.0000	0.0000	0.0000	0.0000	0.0000	0.0000	0.0000	0.0000	0.0000	0.0000	0.0000
	0.0000	0.0000	0.1889	0.4697	0.3046	0.0368	0.0000	0.0000	0.0000	0.0000	0.0000
	0.0000	0.0000	0.0000	0.0000	0.0000	0.0000	0.0000	0.0000	0.0000	0.0000	0.0000
	0.0000	0.0000	0.0000	0.0000	0.0000	0.0000	0.0000	0.0000	0.0000	0.0000	0.0000
	0.0000	0.0000	0.0000								
1983	1	5	1	0	1	50	50	14	0.0000	0.0000	0.0292
	0.4016	0.5323	0.0368	0.0000	0.0000	0.0000	0.0000	0.0000	0.0000	0.0000	0.0000
	0.0000	0.0000	0.0000	0.0000	0.0000	0.0000	0.0000	0.0000	0.0000	0.0000	0.0000
	0.0000	0.0000	0.0000	0.0000	0.0000	0.0000	0.0000	0.0000	0.0000	0.0000	0.0000
	0.0000	0.0000	0.0292	0.4016	0.5323	0.0368	0.0000	0.0000	0.0000	0.0000	0.0000
	0.0000	0.0000	0.0000	0.0000	0.0000	0.0000	0.0000	0.0000	0.0000	0.0000	0.0000
	0.0000	0.0000	0.0000	0.0000	0.0000	0.0000	0.0000	0.0000	0.0000	0.0000	0.0000
	0.0000	0.0000	0.0000								
1983	1	5	1	0	1	52	52	12	0.0000	0.0000	0.0081
	0.1822	0.7851	0.0178	0.0068	0.0000	0.0000	0.0000	0.0000	0.0000	0.0000	0.0000
	0.0000	0.0000	0.0000	0.0000	0.0000	0.0000	0.0000	0.0000	0.0000	0.0000	0.0000
	0.0000	0.0000	0.0000	0.0000	0.0000	0.0000	0.0000	0.0000	0.0000	0.0000	0.0000
	0.0000	0.0000	0.0081	0.1822	0.7851	0.0178	0.0068	0.0000	0.0000	0.0000	0.0000
	0.0000	0.0000	0.0000	0.0000	0.0000	0.0000	0.0000	0.0000	0.0000	0.0000	0.0000
	0.0000	0.0000	0.0000	0.0000	0.0000	0.0000	0.0000	0.0000	0.0000	0.0000	0.0000
	0.0000	0.0000	0.0000								
1983	1	5	1	0	1	54	54	11	0.0000	0.0000	0.0000
	0.0363	0.8334	0.0331	0.0972	0.0000	0.0000	0.0000	0.0000	0.0000	0.0000	0.0000
	0.0000	0.0000	0.0000	0.0000	0.0000	0.0000	0.0000	0.0000	0.0000	0.0000	0.0000
	0.0000	0.0000	0.0000	0.0000	0.0000	0.0000	0.0000	0.0000	0.0000	0.0000	0.0000
	0.0000	0.0000	0.0000	0.0363	0.8334	0.0331	0.0972	0.0000	0.0000	0.0000	0.0000
	0.0000	0.0000	0.0000	0.0000	0.0000	0.0000	0.0000	0.0000	0.0000	0.0000	0.0000
	0.0000	0.0000	0.0000	0.0000	0.0000	0.0000	0.0000	0.0000	0.0000	0.0000	0.0000
	0.0000	0.0000	0.0000								
1983	1	5	1	0	1	56	56	8	0.0000	0.0000	0.0000
	0.0941	0.4695	0.2223	0.0553	0.0245	0.0000	0.0000	0.0000	0.1174	0.0000	0.0000
	0.0000	0.0169	0.0000	0.0000	0.0000	0.0000	0.0000	0.0000	0.0000	0.0000	0.0000
	0.0000	0.0000	0.0000	0.0000	0.0000	0.0000	0.0000	0.0000	0.0000	0.0000	0.0000
	0.0000	0.0000	0.0000	0.0941	0.4695	0.2223	0.0553	0.0245	0.0000	0.0000	0.0000
	0.1174	0.0000	0.0000	0.0000	0.0169	0.0000	0.0000	0.0000	0.0000	0.0000	0.0000
	0.0000	0.0000	0.0000	0.0000	0.0000	0.0000	0.0000	0.0000	0.0000	0.0000	0.0000
	0.0000	0.0000	0.0000								
1983	1	5	1	0	1	58	58	9	0.0000	0.0000	0.0000
	0.0321	0.8634	0.0299	0.0458	0.0289	0.0000	0.0000	0.0000	0.0000	0.0000	0.0000
	0.0000	0.0000	0.0000	0.0000	0.0000	0.0000	0.0000	0.0000	0.0000	0.0000	0.0000
	0.0000	0.0000	0.0000	0.0000	0.0000	0.0000	0.0000	0.0000	0.0000	0.0000	0.0000
	0.0000	0.0000	0.0000	0.0321	0.8634	0.0299	0.0458	0.0289	0.0000	0.0000	0.0000
	0.0000	0.0000	0.0000	0.0000	0.0000	0.0000	0.0000	0.0000	0.0000	0.0000	0.0000
	0.0000	0.0000	0.0000	0.0000	0.0000	0.0000	0.0000	0.0000	0.0000	0.0000	0.0000
	0.0000	0.0000	0.0000								
1983	1	5	1	0	1	60	60	5	0.0000	0.0000	0.0000
	0.0690	0.5100	0.2139	0.2070	0.0000	0.0000	0.0000	0.0000	0.0000	0.0000	0.0000
	0.0000	0.0000	0.0000	0.0000	0.0000	0.0000	0.0000	0.0000	0.0000	0.0000	0.0000
	0.0000	0.0000	0.0000	0.0000	0.0000	0.0000	0.0000	0.0000	0.0000	0.0000	0.0000
	0.0000	0.0000	0.0000	0.0690	0.5100	0.2139	0.2070	0.0000	0.0000	0.0000	0.0000
	0.0000	0.0000	0.0000	0.0000	0.0000	0.0000	0.0000	0.0000	0.0000	0.0000	0.0000
	0.0000	0.0000	0.0000	0.0000	0.0000	0.0000	0.0000	0.0000	0.0000	0.0000	0.0000
	0.0000	0.0000	0.0000								
1983	1	5	1	0	1	62	62	5	0.0000	0.0000	0.0000
	0.0000	0.7945	0.1412	0.0643	0.0000	0.0000	0.0000	0.0000	0.0000	0.0000	0.0000
	0.0000	0.0000	0.0000	0.0000	0.0000	0.0000	0.0000	0.0000	0.0000	0.0000	0.0000
	0.0000	0.0000	0.0000	0.0000	0.0000	0.0000	0.0000	0.0000	0.0000	0.0000	0.0000
	0.0000	0.0000	0.0000	0.0000	0.7945	0.1412	0.0643	0.0000	0.0000	0.0000	0.0000
	0.0000	0.0000	0.0000	0.0000	0.0000	0.0000	0.0000	0.0000	0.0000	0.0000	0.0000
	0.0000	0.0000	0.0000	0.0000	0.0000	0.0000	0.0000	0.0000	0.0000	0.0000	0.0000
	0.0000	0.0000	0.0000								
1983	1	5	1	0	1	64	64	1	0.0000	0.0000	0.0000
	0.0000	0.0000	0.0000	1.0000	0.0000	0.0000	0.0000	0.0000	0.0000	0.0000	0.0000
	0.0000	0.0000	0.0000	0.0000	0.0000	0.0000	0.0000	0.0000	0.0000	0.0000	0.0000

	0.0000	0.0000	0.0000	0.0000	0.0000	0.0000	0.0000	0.0000	0.0000	0.0000	0.0000
	0.0000	0.0000	0.0000	0.0000	0.0000	0.0000	1.0000	0.0000	0.0000	0.0000	0.0000
	0.0000	0.0000	0.0000	0.0000	0.0000	0.0000	0.0000	0.0000	0.0000	0.0000	0.0000
	0.0000	0.0000	0.0000	0.0000	0.0000	0.0000	0.0000	0.0000	0.0000	0.0000	0.0000
	0.0000	0.0000	0.0000								
1983	1	5	1	0	1	66	66	2	0.0000	0.0000	0.0000
	0.0000	0.0000	0.3607	0.6393	0.0000	0.0000	0.0000	0.0000	0.0000	0.0000	0.0000
	0.0000	0.0000	0.0000	0.0000	0.0000	0.0000	0.0000	0.0000	0.0000	0.0000	0.0000
	0.0000	0.0000	0.0000	0.0000	0.0000	0.0000	0.0000	0.0000	0.0000	0.0000	0.0000
	0.0000	0.0000	0.0000	0.0000	0.0000	0.3607	0.6393	0.0000	0.0000	0.0000	0.0000
	0.0000	0.0000	0.0000	0.0000	0.0000	0.0000	0.0000	0.0000	0.0000	0.0000	0.0000
	0.0000	0.0000	0.0000	0.0000	0.0000	0.0000	0.0000	0.0000	0.0000	0.0000	0.0000
	0.0000	0.0000	0.0000								
1983	1	5	1	0	1	68	68	2	0.0000	0.0000	0.0000
	0.0000	0.3673	0.0000	0.3164	0.3164	0.0000	0.0000	0.0000	0.0000	0.0000	0.0000
	0.0000	0.0000	0.0000	0.0000	0.0000	0.0000	0.0000	0.0000	0.0000	0.0000	0.0000
	0.0000	0.0000	0.0000	0.0000	0.0000	0.0000	0.0000	0.0000	0.0000	0.0000	0.0000
	0.0000	0.0000	0.0000	0.0000	0.3673	0.0000	0.3164	0.3164	0.0000	0.0000	0.0000
	0.0000	0.0000	0.0000	0.0000	0.0000	0.0000	0.0000	0.0000	0.0000	0.0000	0.0000
	0.0000	0.0000	0.0000	0.0000	0.0000	0.0000	0.0000	0.0000	0.0000	0.0000	0.0000
	0.0000	0.0000	0.0000								
1983	1	5	1	0	1	70	70	2	0.0000	0.0000	0.0000
	0.0000	0.0000	0.1396	0.2793	0.1396	0.0000	0.0000	0.2793	0.0000	0.1621	0.0000
	0.0000	0.0000	0.0000	0.0000	0.0000	0.0000	0.0000	0.0000	0.0000	0.0000	0.0000
	0.0000	0.0000	0.0000	0.0000	0.0000	0.0000	0.0000	0.0000	0.0000	0.0000	0.0000
	0.0000	0.0000	0.0000	0.0000	0.0000	0.1396	0.2793	0.1396	0.0000	0.0000	0.2793
	0.0000	0.1621	0.0000	0.0000	0.0000	0.0000	0.0000	0.0000	0.0000	0.0000	0.0000
	0.0000	0.0000	0.0000	0.0000	0.0000	0.0000	0.0000	0.0000	0.0000	0.0000	0.0000
	0.0000	0.0000	0.0000								
1983	1	5	1	0	1	72	72	2	0.0000	0.0000	0.0000
	0.0000	0.0000	0.0000	0.0000	0.3529	0.0000	0.3235	0.3235	0.0000	0.0000	0.0000
	0.0000	0.0000	0.0000	0.0000	0.0000	0.0000	0.0000	0.0000	0.0000	0.0000	0.0000
	0.0000	0.0000	0.0000	0.0000	0.0000	0.0000	0.0000	0.0000	0.0000	0.0000	0.0000
	0.0000	0.0000	0.0000	0.0000	0.0000	0.0000	0.0000	0.3529	0.0000	0.3235	0.3235
	0.0000	0.0000	0.0000	0.0000	0.0000	0.0000	0.0000	0.0000	0.0000	0.0000	0.0000
	0.0000	0.0000	0.0000	0.0000	0.0000	0.0000	0.0000	0.0000	0.0000	0.0000	0.0000
	0.0000	0.0000	0.0000								
1983	1	5	1	0	1	76	76	1	0.0000	0.0000	0.0000
	0.0000	0.0000	0.0000	0.0000	0.5000	0.0000	0.0000	0.0000	0.0000	0.0000	0.0000
	0.0000	0.5000	0.0000	0.0000	0.0000	0.0000	0.0000	0.0000	0.0000	0.0000	0.0000
	0.0000	0.0000	0.0000	0.0000	0.0000	0.0000	0.0000	0.0000	0.0000	0.0000	0.0000
	0.0000	0.0000	0.0000	0.0000	0.0000	0.0000	0.0000	0.5000	0.0000	0.0000	0.0000
	0.0000	0.0000	0.0000	0.0000	0.5000	0.0000	0.0000	0.0000	0.0000	0.0000	0.0000
	0.0000	0.0000	0.0000	0.0000	0.0000	0.0000	0.0000	0.0000	0.0000	0.0000	0.0000
	0.0000	0.0000	0.0000								
1983	1	5	1	0	1	80	80	1	0.0000	0.0000	0.0000
	0.0000	0.0000	0.0000	0.0000	1.0000	0.0000	0.0000	0.0000	0.0000	0.0000	0.0000
	0.0000	0.0000	0.0000	0.0000	0.0000	0.0000	0.0000	0.0000	0.0000	0.0000	0.0000
	0.0000	0.0000	0.0000	0.0000	0.0000	0.0000	0.0000	0.0000	0.0000	0.0000	0.0000
	0.0000	0.0000	0.0000	0.0000	0.0000	0.0000	0.0000	1.0000	0.0000	0.0000	0.0000
	0.0000	0.0000	0.0000	0.0000	0.0000	0.0000	0.0000	0.0000	0.0000	0.0000	0.0000
	0.0000	0.0000	0.0000	0.0000	0.0000	0.0000	0.0000	0.0000	0.0000	0.0000	0.0000
	0.0000	0.0000	0.0000								
1986	1	5	1	0	1	34	34	1	0.0000	1.0000	0.0000
	0.0000	0.0000	0.0000	0.0000	0.0000	0.0000	0.0000	0.0000	0.0000	0.0000	0.0000
	0.0000	0.0000	0.0000	0.0000	0.0000	0.0000	0.0000	0.0000	0.0000	0.0000	0.0000
	0.0000	0.0000	0.0000	0.0000	0.0000	0.0000	0.0000	0.0000	0.0000	0.0000	0.0000
	0.0000	1.0000	0.0000	0.0000	0.0000	0.0000	0.0000	0.0000	0.0000	0.0000	0.0000
	0.0000	0.0000	0.0000	0.0000	0.0000	0.0000	0.0000	0.0000	0.0000	0.0000	0.0000
	0.0000	0.0000	0.0000	0.0000	0.0000	0.0000	0.0000	0.0000	0.0000	0.0000	0.0000
	0.0000	0.0000	0.0000								
1986	1	5	1	0	1	36	36	1	0.0000	1.0000	0.0000
	0.0000	0.0000	0.0000	0.0000	0.0000	0.0000	0.0000	0.0000	0.0000	0.0000	0.0000
	0.0000	0.0000	0.0000	0.0000	0.0000	0.0000	0.0000	0.0000	0.0000	0.0000	0.0000
	0.0000	0.0000	0.0000	0.0000	0.0000	0.0000	0.0000	0.0000	0.0000	0.0000	0.0000
	0.0000	1.0000	0.0000	0.0000	0.0000	0.0000	0.0000	0.0000	0.0000	0.0000	0.0000
	0.0000	0.0000	0.0000	0.0000	0.0000	0.0000	0.0000	0.0000	0.0000	0.0000	0.0000
	0.0000	0.0000	0.0000	0.0000	0.0000	0.0000	0.0000	0.0000	0.0000	0.0000	0.0000
	0.0000	0.0000	0.0000								

1986	1	5	1	0	1	38	38	1	0.0000	1.0000	0.0000
	0.0000	0.0000	0.0000	0.0000	0.0000	0.0000	0.0000	0.0000	0.0000	0.0000	0.0000
	0.0000	0.0000	0.0000	0.0000	0.0000	0.0000	0.0000	0.0000	0.0000	0.0000	0.0000
	0.0000	0.0000	0.0000	0.0000	0.0000	0.0000	0.0000	0.0000	0.0000	0.0000	0.0000
	0.0000	1.0000	0.0000	0.0000	0.0000	0.0000	0.0000	0.0000	0.0000	0.0000	0.0000
	0.0000	0.0000	0.0000	0.0000	0.0000	0.0000	0.0000	0.0000	0.0000	0.0000	0.0000
	0.0000	0.0000	0.0000	0.0000	0.0000	0.0000	0.0000	0.0000	0.0000	0.0000	0.0000
	0.0000	0.0000	0.0000								
1986	1	5	1	0	1	40	40	1	0.0000	1.0000	0.0000
	0.0000	0.0000	0.0000	0.0000	0.0000	0.0000	0.0000	0.0000	0.0000	0.0000	0.0000
	0.0000	0.0000	0.0000	0.0000	0.0000	0.0000	0.0000	0.0000	0.0000	0.0000	0.0000
	0.0000	0.0000	0.0000	0.0000	0.0000	0.0000	0.0000	0.0000	0.0000	0.0000	0.0000
	0.0000	1.0000	0.0000	0.0000	0.0000	0.0000	0.0000	0.0000	0.0000	0.0000	0.0000
	0.0000	0.0000	0.0000	0.0000	0.0000	0.0000	0.0000	0.0000	0.0000	0.0000	0.0000
	0.0000	0.0000	0.0000	0.0000	0.0000	0.0000	0.0000	0.0000	0.0000	0.0000	0.0000
	0.0000	0.0000	0.0000								
1986	1	5	1	0	1	42	42	1	0.0000	0.7500	0.2500
	0.0000	0.0000	0.0000	0.0000	0.0000	0.0000	0.0000	0.0000	0.0000	0.0000	0.0000
	0.0000	0.0000	0.0000	0.0000	0.0000	0.0000	0.0000	0.0000	0.0000	0.0000	0.0000
	0.0000	0.0000	0.0000	0.0000	0.0000	0.0000	0.0000	0.0000	0.0000	0.0000	0.0000
	0.0000	0.7500	0.2500	0.0000	0.0000	0.0000	0.0000	0.0000	0.0000	0.0000	0.0000
	0.0000	0.0000	0.0000	0.0000	0.0000	0.0000	0.0000	0.0000	0.0000	0.0000	0.0000
	0.0000	0.0000	0.0000	0.0000	0.0000	0.0000	0.0000	0.0000	0.0000	0.0000	0.0000
	0.0000	0.0000	0.0000								
1989	1	5	1	0	1	34	34	2	0.0000	1.0000	0.0000
	0.0000	0.0000	0.0000	0.0000	0.0000	0.0000	0.0000	0.0000	0.0000	0.0000	0.0000
	0.0000	0.0000	0.0000	0.0000	0.0000	0.0000	0.0000	0.0000	0.0000	0.0000	0.0000
	0.0000	0.0000	0.0000	0.0000	0.0000	0.0000	0.0000	0.0000	0.0000	0.0000	0.0000
	0.0000	1.0000	0.0000	0.0000	0.0000	0.0000	0.0000	0.0000	0.0000	0.0000	0.0000
	0.0000	0.0000	0.0000	0.0000	0.0000	0.0000	0.0000	0.0000	0.0000	0.0000	0.0000
	0.0000	0.0000	0.0000	0.0000	0.0000	0.0000	0.0000	0.0000	0.0000	0.0000	0.0000
	0.0000	0.0000	0.0000								
1989	1	5	1	0	1	36	36	6	0.0000	0.9972	0.0028
	0.0000	0.0000	0.0000	0.0000	0.0000	0.0000	0.0000	0.0000	0.0000	0.0000	0.0000
	0.0000	0.0000	0.0000	0.0000	0.0000	0.0000	0.0000	0.0000	0.0000	0.0000	0.0000
	0.0000	0.0000	0.0000	0.0000	0.0000	0.0000	0.0000	0.0000	0.0000	0.0000	0.0000
	0.0000	0.9972	0.0028	0.0000	0.0000	0.0000	0.0000	0.0000	0.0000	0.0000	0.0000
	0.0000	0.0000	0.0000	0.0000	0.0000	0.0000	0.0000	0.0000	0.0000	0.0000	0.0000
	0.0000	0.0000	0.0000	0.0000	0.0000	0.0000	0.0000	0.0000	0.0000	0.0000	0.0000
	0.0000	0.0000	0.0000								
1989	1	5	1	0	1	38	38	6	0.0000	0.9979	0.0021
	0.0000	0.0000	0.0000	0.0000	0.0000	0.0000	0.0000	0.0000	0.0000	0.0000	0.0000
	0.0000	0.0000	0.0000	0.0000	0.0000	0.0000	0.0000	0.0000	0.0000	0.0000	0.0000
	0.0000	0.0000	0.0000	0.0000	0.0000	0.0000	0.0000	0.0000	0.0000	0.0000	0.0000
	0.0000	0.9979	0.0021	0.0000	0.0000	0.0000	0.0000	0.0000	0.0000	0.0000	0.0000
	0.0000	0.0000	0.0000	0.0000	0.0000	0.0000	0.0000	0.0000	0.0000	0.0000	0.0000
	0.0000	0.0000	0.0000	0.0000	0.0000	0.0000	0.0000	0.0000	0.0000	0.0000	0.0000
	0.0000	0.0000	0.0000								
1989	1	5	1	0	1	40	40	6	0.0000	0.9466	0.0514
	0.0020	0.0000	0.0000	0.0000	0.0000	0.0000	0.0000	0.0000	0.0000	0.0000	0.0000
	0.0000	0.0000	0.0000	0.0000	0.0000	0.0000	0.0000	0.0000	0.0000	0.0000	0.0000
	0.0000	0.0000	0.0000	0.0000	0.0000	0.0000	0.0000	0.0000	0.0000	0.0000	0.0000
	0.0000	0.9466	0.0514	0.0020	0.0000	0.0000	0.0000	0.0000	0.0000	0.0000	0.0000
	0.0000	0.0000	0.0000	0.0000	0.0000	0.0000	0.0000	0.0000	0.0000	0.0000	0.0000
	0.0000	0.0000	0.0000	0.0000	0.0000	0.0000	0.0000	0.0000	0.0000	0.0000	0.0000
	0.0000	0.0000	0.0000								
1989	1	5	1	0	1	42	42	14	0.0000	0.8988	0.1012
	0.0000	0.0000	0.0000	0.0000	0.0000	0.0000	0.0000	0.0000	0.0000	0.0000	0.0000
	0.0000	0.0000	0.0000	0.0000	0.0000	0.0000	0.0000	0.0000	0.0000	0.0000	0.0000
	0.0000	0.0000	0.0000	0.0000	0.0000	0.0000	0.0000	0.0000	0.0000	0.0000	0.0000
	0.0000	0.8988	0.1012	0.0000	0.0000	0.0000	0.0000	0.0000	0.0000	0.0000	0.0000
	0.0000	0.0000	0.0000	0.0000	0.0000	0.0000	0.0000	0.0000	0.0000	0.0000	0.0000
	0.0000	0.0000	0.0000	0.0000	0.0000	0.0000	0.0000	0.0000	0.0000	0.0000	0.0000
	0.0000	0.0000	0.0000								
1989	1	5	1	0	1	44	44	12	0.0000	0.0000	0.4217
	0.5783	0.0000	0.0000	0.0000	0.0000	0.0000	0.0000	0.0000	0.0000	0.0000	0.0000
	0.0000	0.0000	0.0000	0.0000	0.0000	0.0000	0.0000	0.0000	0.0000	0.0000	0.0000
	0.0000	0.0000	0.0000	0.0000	0.0000	0.0000	0.0000	0.0000	0.0000	0.0000	0.0000
	0.0000	0.0000	0.4217	0.5783	0.0000	0.0000	0.0000	0.0000	0.0000	0.0000	0.0000
	0.0000	0.0000	0.0000	0.0000	0.0000	0.0000	0.0000	0.0000	0.0000	0.0000	0.0000

	0.0000	0.0000	0.0000	0.0000	0.0000	0.0000	0.0000	0.0000	0.0000	0.0000	0.0000
	0.0000	0.0000	0.0000								
1989	1	5	1	0	1	46	46	10	0.0000	0.0000	0.5892
	0.4049	0.0060	0.0000	0.0000	0.0000	0.0000	0.0000	0.0000	0.0000	0.0000	0.0000
	0.0000	0.0000	0.0000	0.0000	0.0000	0.0000	0.0000	0.0000	0.0000	0.0000	0.0000
	0.0000	0.0000	0.0000	0.0000	0.0000	0.0000	0.0000	0.0000	0.0000	0.0000	0.0000
	0.0000	0.0000	0.5892	0.4049	0.0060	0.0000	0.0000	0.0000	0.0000	0.0000	0.0000
	0.0000	0.0000	0.0000	0.0000	0.0000	0.0000	0.0000	0.0000	0.0000	0.0000	0.0000
	0.0000	0.0000	0.0000	0.0000	0.0000	0.0000	0.0000	0.0000	0.0000	0.0000	0.0000
	0.0000	0.0000	0.0000								
1989	1	5	1	0	1	48	48	8	0.0000	0.0000	0.0974
	0.8891	0.0072	0.0063	0.0000	0.0000	0.0000	0.0000	0.0000	0.0000	0.0000	0.0000
	0.0000	0.0000	0.0000	0.0000	0.0000	0.0000	0.0000	0.0000	0.0000	0.0000	0.0000
	0.0000	0.0000	0.0000	0.0000	0.0000	0.0000	0.0000	0.0000	0.0000	0.0000	0.0000
	0.0000	0.0000	0.0974	0.8891	0.0072	0.0063	0.0000	0.0000	0.0000	0.0000	0.0000
	0.0000	0.0000	0.0000	0.0000	0.0000	0.0000	0.0000	0.0000	0.0000	0.0000	0.0000
	0.0000	0.0000	0.0000	0.0000	0.0000	0.0000	0.0000	0.0000	0.0000	0.0000	0.0000
	0.0000	0.0000	0.0000								
1989	1	5	1	0	1	50	50	13	0.0000	0.0000	0.0289
	0.5059	0.4557	0.0000	0.0095	0.0000	0.0000	0.0000	0.0000	0.0000	0.0000	0.0000
	0.0000	0.0000	0.0000	0.0000	0.0000	0.0000	0.0000	0.0000	0.0000	0.0000	0.0000
	0.0000	0.0000	0.0000	0.0000	0.0000	0.0000	0.0000	0.0000	0.0000	0.0000	0.0000
	0.0000	0.0000	0.0289	0.5059	0.4557	0.0000	0.0095	0.0000	0.0000	0.0000	0.0000
	0.0000	0.0000	0.0000	0.0000	0.0000	0.0000	0.0000	0.0000	0.0000	0.0000	0.0000
	0.0000	0.0000	0.0000	0.0000	0.0000	0.0000	0.0000	0.0000	0.0000	0.0000	0.0000
	0.0000	0.0000	0.0000								
1989	1	5	1	0	1	52	52	8	0.0000	0.0000	0.0093
	0.6610	0.1633	0.0057	0.1606	0.0000	0.0000	0.0000	0.0000	0.0000	0.0000	0.0000
	0.0000	0.0000	0.0000	0.0000	0.0000	0.0000	0.0000	0.0000	0.0000	0.0000	0.0000
	0.0000	0.0000	0.0000	0.0000	0.0000	0.0000	0.0000	0.0000	0.0000	0.0000	0.0000
	0.0000	0.0000	0.0093	0.6610	0.1633	0.0057	0.1606	0.0000	0.0000	0.0000	0.0000
	0.0000	0.0000	0.0000	0.0000	0.0000	0.0000	0.0000	0.0000	0.0000	0.0000	0.0000
	0.0000	0.0000	0.0000	0.0000	0.0000	0.0000	0.0000	0.0000	0.0000	0.0000	0.0000
	0.0000	0.0000	0.0000								
1989	1	5	1	0	1	54	54	9	0.0000	0.0000	0.0098
	0.0976	0.4548	0.4279	0.0098	0.0000	0.0000	0.0000	0.0000	0.0000	0.0000	0.0000
	0.0000	0.0000	0.0000	0.0000	0.0000	0.0000	0.0000	0.0000	0.0000	0.0000	0.0000
	0.0000	0.0000	0.0000	0.0000	0.0000	0.0000	0.0000	0.0000	0.0000	0.0000	0.0000
	0.0000	0.0000	0.0098	0.0976	0.4548	0.4279	0.0098	0.0000	0.0000	0.0000	0.0000
	0.0000	0.0000	0.0000	0.0000	0.0000	0.0000	0.0000	0.0000	0.0000	0.0000	0.0000
	0.0000	0.0000	0.0000	0.0000	0.0000	0.0000	0.0000	0.0000	0.0000	0.0000	0.0000
	0.0000	0.0000	0.0000								
1989	1	5	1	0	1	56	56	6	0.0000	0.0000	0.0000
	0.7054	0.2899	0.0047	0.0000	0.0000	0.0000	0.0000	0.0000	0.0000	0.0000	0.0000
	0.0000	0.0000	0.0000	0.0000	0.0000	0.0000	0.0000	0.0000	0.0000	0.0000	0.0000
	0.0000	0.0000	0.0000	0.0000	0.0000	0.0000	0.0000	0.0000	0.0000	0.0000	0.0000
	0.0000	0.0000	0.0000	0.7054	0.2899	0.0047	0.0000	0.0000	0.0000	0.0000	0.0000
	0.0000	0.0000	0.0000	0.0000	0.0000	0.0000	0.0000	0.0000	0.0000	0.0000	0.0000
	0.0000	0.0000	0.0000	0.0000	0.0000	0.0000	0.0000	0.0000	0.0000	0.0000	0.0000
	0.0000	0.0000	0.0000								
1989	1	5	1	0	1	58	58	2	0.0000	0.0000	0.0000
	0.2608	0.7392	0.0000	0.0000	0.0000	0.0000	0.0000	0.0000	0.0000	0.0000	0.0000
	0.0000	0.0000	0.0000	0.0000	0.0000	0.0000	0.0000	0.0000	0.0000	0.0000	0.0000
	0.0000	0.0000	0.0000	0.0000	0.0000	0.0000	0.0000	0.0000	0.0000	0.0000	0.0000
	0.0000	0.0000	0.0000	0.2608	0.7392	0.0000	0.0000	0.0000	0.0000	0.0000	0.0000
	0.0000	0.0000	0.0000	0.0000	0.0000	0.0000	0.0000	0.0000	0.0000	0.0000	0.0000
	0.0000	0.0000	0.0000	0.0000	0.0000	0.0000	0.0000	0.0000	0.0000	0.0000	0.0000
	0.0000	0.0000	0.0000								
1989	1	5	1	0	1	62	62	1	0.0000	0.0000	0.0000
	0.0000	0.0000	1.0000	0.0000	0.0000	0.0000	0.0000	0.0000	0.0000	0.0000	0.0000
	0.0000	0.0000	0.0000	0.0000	0.0000	0.0000	0.0000	0.0000	0.0000	0.0000	0.0000
	0.0000	0.0000	0.0000	0.0000	0.0000	0.0000	0.0000	0.0000	0.0000	0.0000	0.0000
	0.0000	0.0000	0.0000	0.0000	0.0000	1.0000	0.0000	0.0000	0.0000	0.0000	0.0000
	0.0000	0.0000	0.0000	0.0000	0.0000	0.0000	0.0000	0.0000	0.0000	0.0000	0.0000
	0.0000	0.0000	0.0000	0.0000	0.0000	0.0000	0.0000	0.0000	0.0000	0.0000	0.0000
	0.0000	0.0000	0.0000								
1989	1	5	1	0	1	64	64	1	0.0000	0.0000	0.0000
	0.0000	1.0000	0.0000	0.0000	0.0000	0.0000	0.0000	0.0000	0.0000	0.0000	0.0000
	0.0000	0.0000	0.0000	0.0000	0.0000	0.0000	0.0000	0.0000	0.0000	0.0000	0.0000
	0.0000	0.0000	0.0000	0.0000	0.0000	0.0000	0.0000	0.0000	0.0000	0.0000	0.0000

	0.0000	0.0000	0.0000	0.0000	1.0000	0.0000	0.0000	0.0000	0.0000	0.0000	0.0000
	0.0000	0.0000	0.0000	0.0000	0.0000	0.0000	0.0000	0.0000	0.0000	0.0000	0.0000
	0.0000	0.0000	0.0000	0.0000	0.0000	0.0000	0.0000	0.0000	0.0000	0.0000	0.0000
	0.0000	0.0000	0.0000								
1989	1	5	1	0	1	66	66	1	0.0000	0.0000	0.0000
	0.0000	0.0000	1.0000	0.0000	0.0000	0.0000	0.0000	0.0000	0.0000	0.0000	0.0000
	0.0000	0.0000	0.0000	0.0000	0.0000	0.0000	0.0000	0.0000	0.0000	0.0000	0.0000
	0.0000	0.0000	0.0000	0.0000	0.0000	0.0000	0.0000	0.0000	0.0000	0.0000	0.0000
	0.0000	0.0000	0.0000	0.0000	0.0000	1.0000	0.0000	0.0000	0.0000	0.0000	0.0000
	0.0000	0.0000	0.0000	0.0000	0.0000	0.0000	0.0000	0.0000	0.0000	0.0000	0.0000
	0.0000	0.0000	0.0000	0.0000	0.0000	0.0000	0.0000	0.0000	0.0000	0.0000	0.0000
	0.0000	0.0000	0.0000								
1989	1	5	1	0	1	68	68	1	0.0000	0.0000	0.0000
	0.0000	0.0000	1.0000	0.0000	0.0000	0.0000	0.0000	0.0000	0.0000	0.0000	0.0000
	0.0000	0.0000	0.0000	0.0000	0.0000	0.0000	0.0000	0.0000	0.0000	0.0000	0.0000
	0.0000	0.0000	0.0000	0.0000	0.0000	0.0000	0.0000	0.0000	0.0000	0.0000	0.0000
	0.0000	0.0000	0.0000	0.0000	0.0000	1.0000	0.0000	0.0000	0.0000	0.0000	0.0000
	0.0000	0.0000	0.0000	0.0000	0.0000	0.0000	0.0000	0.0000	0.0000	0.0000	0.0000
	0.0000	0.0000	0.0000	0.0000	0.0000	0.0000	0.0000	0.0000	0.0000	0.0000	0.0000
	0.0000	0.0000	0.0000								
1989	1	5	1	0	1	70	70	1	0.0000	0.0000	0.0000
	0.0000	0.0000	1.0000	0.0000	0.0000	0.0000	0.0000	0.0000	0.0000	0.0000	0.0000
	0.0000	0.0000	0.0000	0.0000	0.0000	0.0000	0.0000	0.0000	0.0000	0.0000	0.0000
	0.0000	0.0000	0.0000	0.0000	0.0000	0.0000	0.0000	0.0000	0.0000	0.0000	0.0000
	0.0000	0.0000	0.0000	0.0000	0.0000	1.0000	0.0000	0.0000	0.0000	0.0000	0.0000
	0.0000	0.0000	0.0000	0.0000	0.0000	0.0000	0.0000	0.0000	0.0000	0.0000	0.0000
	0.0000	0.0000	0.0000	0.0000	0.0000	0.0000	0.0000	0.0000	0.0000	0.0000	0.0000
	0.0000	0.0000	0.0000								
1989	1	5	1	0	1	90	90	1	0.0000	0.0000	0.0000
	0.0000	0.0000	0.0000	0.0000	0.0000	0.0000	0.0000	0.0000	0.0000	0.0000	0.0000
	0.0000	0.0000	0.0000	0.0000	0.0000	0.0000	0.0000	1.0000	0.0000	0.0000	0.0000
	0.0000	0.0000	0.0000	0.0000	0.0000	0.0000	0.0000	0.0000	0.0000	0.0000	0.0000
	0.0000	0.0000	0.0000	0.0000	0.0000	0.0000	0.0000	0.0000	0.0000	0.0000	0.0000
	0.0000	0.0000	0.0000	0.0000	0.0000	0.0000	0.0000	0.0000	0.0000	0.0000	1.0000
	0.0000	0.0000	0.0000	0.0000	0.0000	0.0000	0.0000	0.0000	0.0000	0.0000	0.0000
	0.0000	0.0000	0.0000								
1992	1	5	1	0	1	28	28	1	1.0000	0.0000	0.0000
	0.0000	0.0000	0.0000	0.0000	0.0000	0.0000	0.0000	0.0000	0.0000	0.0000	0.0000
	0.0000	0.0000	0.0000	0.0000	0.0000	0.0000	0.0000	0.0000	0.0000	0.0000	0.0000
	0.0000	0.0000	0.0000	0.0000	0.0000	0.0000	0.0000	0.0000	0.0000	0.0000	0.0000
	0.0000	1.0000	0.0000	0.0000	0.0000	0.0000	0.0000	0.0000	0.0000	0.0000	0.0000
	0.0000	0.0000	0.0000	0.0000	0.0000	0.0000	0.0000	0.0000	0.0000	0.0000	0.0000
	0.0000	0.0000	0.0000	0.0000	0.0000	0.0000	0.0000	0.0000	0.0000	0.0000	0.0000
	0.0000	0.0000	0.0000								
1992	1	5	1	0	1	34	34	3	0.0000	0.5935	0.4065
	0.0000	0.0000	0.0000	0.0000	0.0000	0.0000	0.0000	0.0000	0.0000	0.0000	0.0000
	0.0000	0.0000	0.0000	0.0000	0.0000	0.0000	0.0000	0.0000	0.0000	0.0000	0.0000
	0.0000	0.0000	0.0000	0.0000	0.0000	0.0000	0.0000	0.0000	0.0000	0.0000	0.0000
	0.0000	0.5935	0.4065	0.0000	0.0000	0.0000	0.0000	0.0000	0.0000	0.0000	0.0000
	0.0000	0.0000	0.0000	0.0000	0.0000	0.0000	0.0000	0.0000	0.0000	0.0000	0.0000
	0.0000	0.0000	0.0000	0.0000	0.0000	0.0000	0.0000	0.0000	0.0000	0.0000	0.0000
	0.0000	0.0000	0.0000								
1992	1	5	1	0	1	36	36	8	0.0000	0.7134	0.2866
	0.0000	0.0000	0.0000	0.0000	0.0000	0.0000	0.0000	0.0000	0.0000	0.0000	0.0000
	0.0000	0.0000	0.0000	0.0000	0.0000	0.0000	0.0000	0.0000	0.0000	0.0000	0.0000
	0.0000	0.0000	0.0000	0.0000	0.0000	0.0000	0.0000	0.0000	0.0000	0.0000	0.0000
	0.0000	0.7134	0.2866	0.0000	0.0000	0.0000	0.0000	0.0000	0.0000	0.0000	0.0000
	0.0000	0.0000	0.0000	0.0000	0.0000	0.0000	0.0000	0.0000	0.0000	0.0000	0.0000
	0.0000	0.0000	0.0000	0.0000	0.0000	0.0000	0.0000	0.0000	0.0000	0.0000	0.0000
	0.0000	0.0000	0.0000								
1992	1	5	1	0	1	38	38	13	0.0000	0.6223	0.3447
	0.0000	0.0330	0.0000	0.0000	0.0000	0.0000	0.0000	0.0000	0.0000	0.0000	0.0000
	0.0000	0.0000	0.0000	0.0000	0.0000	0.0000	0.0000	0.0000	0.0000	0.0000	0.0000
	0.0000	0.0000	0.0000	0.0000	0.0000	0.0000	0.0000	0.0000	0.0000	0.0000	0.0000
	0.0000	0.6223	0.3447	0.0000	0.0330	0.0000	0.0000	0.0000	0.0000	0.0000	0.0000
	0.0000	0.0000	0.0000	0.0000	0.0000	0.0000	0.0000	0.0000	0.0000	0.0000	0.0000
	0.0000	0.0000	0.0000	0.0000	0.0000	0.0000	0.0000	0.0000	0.0000	0.0000	0.0000
	0.0000	0.0000	0.0000								
1992	1	5	1	0	1	40	40	14	0.0000	0.5464	0.4536
	0.0000	0.0000	0.0000	0.0000	0.0000	0.0000	0.0000	0.0000	0.0000	0.0000	0.0000

	0.0000	0.0000	0.0000	0.0000	0.0000	0.0000	0.0000	0.0000	0.0000	0.0000	0.0000
	0.0000	0.0000	0.0000	0.0000	0.0000	0.0000	0.0000	0.0000	0.0000	0.0000	0.0000
	0.0000	0.5464	0.4536	0.0000	0.0000	0.0000	0.0000	0.0000	0.0000	0.0000	0.0000
	0.0000	0.0000	0.0000	0.0000	0.0000	0.0000	0.0000	0.0000	0.0000	0.0000	0.0000
	0.0000	0.0000	0.0000	0.0000	0.0000	0.0000	0.0000	0.0000	0.0000	0.0000	0.0000
	0.0000	0.0000	0.0000								
1992	1	5	1	0	1	42	42	12	0.0000	0.2434	0.7436
	0.0130	0.0000	0.0000	0.0000	0.0000	0.0000	0.0000	0.0000	0.0000	0.0000	0.0000
	0.0000	0.0000	0.0000	0.0000	0.0000	0.0000	0.0000	0.0000	0.0000	0.0000	0.0000
	0.0000	0.0000	0.0000	0.0000	0.0000	0.0000	0.0000	0.0000	0.0000	0.0000	0.0000
	0.0000	0.2434	0.7436	0.0130	0.0000	0.0000	0.0000	0.0000	0.0000	0.0000	0.0000
	0.0000	0.0000	0.0000	0.0000	0.0000	0.0000	0.0000	0.0000	0.0000	0.0000	0.0000
	0.0000	0.0000	0.0000	0.0000	0.0000	0.0000	0.0000	0.0000	0.0000	0.0000	0.0000
	0.0000	0.0000	0.0000								
1992	1	5	1	0	1	44	44	12	0.0000	0.0000	0.9745
	0.0180	0.0075	0.0000	0.0000	0.0000	0.0000	0.0000	0.0000	0.0000	0.0000	0.0000
	0.0000	0.0000	0.0000	0.0000	0.0000	0.0000	0.0000	0.0000	0.0000	0.0000	0.0000
	0.0000	0.0000	0.0000	0.0000	0.0000	0.0000	0.0000	0.0000	0.0000	0.0000	0.0000
	0.0000	0.0000	0.9745	0.0180	0.0075	0.0000	0.0000	0.0000	0.0000	0.0000	0.0000
	0.0000	0.0000	0.0000	0.0000	0.0000	0.0000	0.0000	0.0000	0.0000	0.0000	0.0000
	0.0000	0.0000	0.0000	0.0000	0.0000	0.0000	0.0000	0.0000	0.0000	0.0000	0.0000
	0.0000	0.0000	0.0000								
1992	1	5	1	0	1	46	46	10	0.0000	0.0037	0.6029
	0.3933	0.0000	0.0000	0.0000	0.0000	0.0000	0.0000	0.0000	0.0000	0.0000	0.0000
	0.0000	0.0000	0.0000	0.0000	0.0000	0.0000	0.0000	0.0000	0.0000	0.0000	0.0000
	0.0000	0.0000	0.0000	0.0000	0.0000	0.0000	0.0000	0.0000	0.0000	0.0000	0.0000
	0.0000	0.0037	0.6029	0.3933	0.0000	0.0000	0.0000	0.0000	0.0000	0.0000	0.0000
	0.0000	0.0000	0.0000	0.0000	0.0000	0.0000	0.0000	0.0000	0.0000	0.0000	0.0000
	0.0000	0.0000	0.0000	0.0000	0.0000	0.0000	0.0000	0.0000	0.0000	0.0000	0.0000
	0.0000	0.0000	0.0000								
1992	1	5	1	0	1	48	48	10	0.0000	0.0030	0.4375
	0.4631	0.0964	0.0000	0.0000	0.0000	0.0000	0.0000	0.0000	0.0000	0.0000	0.0000
	0.0000	0.0000	0.0000	0.0000	0.0000	0.0000	0.0000	0.0000	0.0000	0.0000	0.0000
	0.0000	0.0000	0.0000	0.0000	0.0000	0.0000	0.0000	0.0000	0.0000	0.0000	0.0000
	0.0000	0.0030	0.4375	0.4631	0.0964	0.0000	0.0000	0.0000	0.0000	0.0000	0.0000
	0.0000	0.0000	0.0000	0.0000	0.0000	0.0000	0.0000	0.0000	0.0000	0.0000	0.0000
	0.0000	0.0000	0.0000	0.0000	0.0000	0.0000	0.0000	0.0000	0.0000	0.0000	0.0000
	0.0000	0.0000	0.0000								
1992	1	5	1	0	1	50	50	12	0.0000	0.0000	0.3378
	0.6094	0.0367	0.0161	0.0000	0.0000	0.0000	0.0000	0.0000	0.0000	0.0000	0.0000
	0.0000	0.0000	0.0000	0.0000	0.0000	0.0000	0.0000	0.0000	0.0000	0.0000	0.0000
	0.0000	0.0000	0.0000	0.0000	0.0000	0.0000	0.0000	0.0000	0.0000	0.0000	0.0000
	0.0000	0.0000	0.3378	0.6094	0.0367	0.0161	0.0000	0.0000	0.0000	0.0000	0.0000
	0.0000	0.0000	0.0000	0.0000	0.0000	0.0000	0.0000	0.0000	0.0000	0.0000	0.0000
	0.0000	0.0000	0.0000	0.0000	0.0000	0.0000	0.0000	0.0000	0.0000	0.0000	0.0000
	0.0000	0.0000	0.0000								
1992	1	5	1	0	1	52	52	9	0.0000	0.0000	0.1010
	0.6132	0.2858	0.0000	0.0000	0.0000	0.0000	0.0000	0.0000	0.0000	0.0000	0.0000
	0.0000	0.0000	0.0000	0.0000	0.0000	0.0000	0.0000	0.0000	0.0000	0.0000	0.0000
	0.0000	0.0000	0.0000	0.0000	0.0000	0.0000	0.0000	0.0000	0.0000	0.0000	0.0000
	0.0000	0.0000	0.1010	0.6132	0.2858	0.0000	0.0000	0.0000	0.0000	0.0000	0.0000
	0.0000	0.0000	0.0000	0.0000	0.0000	0.0000	0.0000	0.0000	0.0000	0.0000	0.0000
	0.0000	0.0000	0.0000	0.0000	0.0000	0.0000	0.0000	0.0000	0.0000	0.0000	0.0000
	0.0000	0.0000	0.0000								
1992	1	5	1	0	1	54	54	11	0.0000	0.0000	0.1877
	0.4988	0.2440	0.0695	0.0000	0.0000	0.0000	0.0000	0.0000	0.0000	0.0000	0.0000
	0.0000	0.0000	0.0000	0.0000	0.0000	0.0000	0.0000	0.0000	0.0000	0.0000	0.0000
	0.0000	0.0000	0.0000	0.0000	0.0000	0.0000	0.0000	0.0000	0.0000	0.0000	0.0000
	0.0000	0.0000	0.1877	0.4988	0.2440	0.0695	0.0000	0.0000	0.0000	0.0000	0.0000
	0.0000	0.0000	0.0000	0.0000	0.0000	0.0000	0.0000	0.0000	0.0000	0.0000	0.0000
	0.0000	0.0000	0.0000	0.0000	0.0000	0.0000	0.0000	0.0000	0.0000	0.0000	0.0000
	0.0000	0.0000	0.0000								
1992	1	5	1	0	1	56	56	6	0.0000	0.0000	0.0000
	0.6292	0.2562	0.1145	0.0000	0.0000	0.0000	0.0000	0.0000	0.0000	0.0000	0.0000
	0.0000	0.0000	0.0000	0.0000	0.0000	0.0000	0.0000	0.0000	0.0000	0.0000	0.0000
	0.0000	0.0000	0.0000	0.0000	0.0000	0.0000	0.0000	0.0000	0.0000	0.0000	0.0000
	0.0000	0.0000	0.0000	0.6292	0.2562	0.1145	0.0000	0.0000	0.0000	0.0000	0.0000
	0.0000	0.0000	0.0000	0.0000	0.0000	0.0000	0.0000	0.0000	0.0000	0.0000	0.0000
	0.0000	0.0000	0.0000	0.0000	0.0000	0.0000	0.0000	0.0000	0.0000	0.0000	0.0000
	0.0000	0.0000	0.0000								

```
1992    1       5       1       0       1       58      58      3       0.0000  0.0000  0.0000
        0.0600  0.6931  0.2469  0.0000  0.0000  0.0000  0.0000  0.0000  0.0000  0.0000  0.0000
        0.0000  0.0000  0.0000  0.0000  0.0000  0.0000  0.0000  0.0000  0.0000  0.0000  0.0000
        0.0000  0.0000  0.0000  0.0000  0.0000  0.0000  0.0000  0.0000  0.0000  0.0000  0.0000
        0.0000  0.0000  0.0000  0.0600  0.6931  0.2469  0.0000  0.0000  0.0000  0.0000  0.0000
        0.0000  0.0000  0.0000  0.0000  0.0000  0.0000  0.0000  0.0000  0.0000  0.0000  0.0000
        0.0000  0.0000  0.0000  0.0000  0.0000  0.0000  0.0000  0.0000  0.0000  0.0000  0.0000
        0.0000  0.0000  0.0000
1992    1       5       1       0       1       60      60      4       0.0000  0.0000  0.0000
        0.1006  0.1938  0.2914  0.2071  0.2071  0.0000  0.0000  0.0000  0.0000  0.0000  0.0000
        0.0000  0.0000  0.0000  0.0000  0.0000  0.0000  0.0000  0.0000  0.0000  0.0000  0.0000
        0.0000  0.0000  0.0000  0.0000  0.0000  0.0000  0.0000  0.0000  0.0000  0.0000  0.0000
        0.0000  0.0000  0.0000  0.1006  0.1938  0.2914  0.2071  0.2071  0.0000  0.0000  0.0000
        0.0000  0.0000  0.0000  0.0000  0.0000  0.0000  0.0000  0.0000  0.0000  0.0000  0.0000
        0.0000  0.0000  0.0000  0.0000  0.0000  0.0000  0.0000  0.0000  0.0000  0.0000  0.0000
        0.0000  0.0000  0.0000
1992    1       5       1       0       1       62      62      3       0.0000  0.0000  0.0000
        0.0000  0.0792  0.0000  0.7579  0.1630  0.0000  0.0000  0.0000  0.0000  0.0000  0.0000
        0.0000  0.0000  0.0000  0.0000  0.0000  0.0000  0.0000  0.0000  0.0000  0.0000  0.0000
        0.0000  0.0000  0.0000  0.0000  0.0000  0.0000  0.0000  0.0000  0.0000  0.0000  0.0000
        0.0000  0.0000  0.0000  0.0000  0.0792  0.0000  0.7579  0.1630  0.0000  0.0000  0.0000
        0.0000  0.0000  0.0000  0.0000  0.0000  0.0000  0.0000  0.0000  0.0000  0.0000  0.0000
        0.0000  0.0000  0.0000  0.0000  0.0000  0.0000  0.0000  0.0000  0.0000  0.0000  0.0000
        0.0000  0.0000  0.0000
1992    1       5       1       0       1       64      64      2       0.0000  0.0000  0.0000
        0.0000  0.0000  0.4350  0.5650  0.0000  0.0000  0.0000  0.0000  0.0000  0.0000  0.0000
        0.0000  0.0000  0.0000  0.0000  0.0000  0.0000  0.0000  0.0000  0.0000  0.0000  0.0000
        0.0000  0.0000  0.0000  0.0000  0.0000  0.0000  0.0000  0.0000  0.0000  0.0000  0.0000
        0.0000  0.0000  0.0000  0.0000  0.0000  0.4350  0.5650  0.0000  0.0000  0.0000  0.0000
        0.0000  0.0000  0.0000  0.0000  0.0000  0.0000  0.0000  0.0000  0.0000  0.0000  0.0000
        0.0000  0.0000  0.0000  0.0000  0.0000  0.0000  0.0000  0.0000  0.0000  0.0000  0.0000
        0.0000  0.0000  0.0000
1992    1       5       1       0       1       68      68      2       0.0000  0.0000  0.0000
        0.0000  0.0000  0.6542  0.0000  0.0000  0.3458  0.0000  0.0000  0.0000  0.0000  0.0000
        0.0000  0.0000  0.0000  0.0000  0.0000  0.0000  0.0000  0.0000  0.0000  0.0000  0.0000
        0.0000  0.0000  0.0000  0.0000  0.0000  0.0000  0.0000  0.0000  0.0000  0.0000  0.0000
        0.0000  0.0000  0.0000  0.0000  0.0000  0.6542  0.0000  0.0000  0.3458  0.0000  0.0000
        0.0000  0.0000  0.0000  0.0000  0.0000  0.0000  0.0000  0.0000  0.0000  0.0000  0.0000
        0.0000  0.0000  0.0000  0.0000  0.0000  0.0000  0.0000  0.0000  0.0000  0.0000  0.0000
        0.0000  0.0000  0.0000
1992    1       5       1       0       1       72      72      3       0.0000  0.0000  0.0000
        0.0000  0.7106  0.0000  0.2894  0.0000  0.0000  0.0000  0.0000  0.0000  0.0000  0.0000
        0.0000  0.0000  0.0000  0.0000  0.0000  0.0000  0.0000  0.0000  0.0000  0.0000  0.0000
        0.0000  0.0000  0.0000  0.0000  0.0000  0.0000  0.0000  0.0000  0.0000  0.0000  0.0000
        0.0000  0.0000  0.0000  0.0000  0.7106  0.0000  0.2894  0.0000  0.0000  0.0000  0.0000
        0.0000  0.0000  0.0000  0.0000  0.0000  0.0000  0.0000  0.0000  0.0000  0.0000  0.0000
        0.0000  0.0000  0.0000  0.0000  0.0000  0.0000  0.0000  0.0000  0.0000  0.0000  0.0000
        0.0000  0.0000  0.0000
# Early AKSHLF Males updated for 2011 (N=50)
1983    1       5       2       0       1       32      32      1       0.0000  1.0000  0.0000
        0.0000  0.0000  0.0000  0.0000  0.0000  0.0000  0.0000  0.0000  0.0000  0.0000  0.0000
        0.0000  0.0000  0.0000  0.0000  0.0000  0.0000  0.0000  0.0000  0.0000  0.0000  0.0000
        0.0000  0.0000  0.0000  0.0000  0.0000  0.0000  0.0000  0.0000  0.0000  0.0000  0.0000
        0.0000  1.0000  0.0000  0.0000  0.0000  0.0000  0.0000  0.0000  0.0000  0.0000  0.0000
        0.0000  0.0000  0.0000  0.0000  0.0000  0.0000  0.0000  0.0000  0.0000  0.0000  0.0000
        0.0000  0.0000  0.0000  0.0000  0.0000  0.0000  0.0000  0.0000  0.0000  0.0000  0.0000
        0.0000  0.0000  0.0000
1983    1       5       2       0       1       34      34      3       0.0000  1.0000  0.0000
        0.0000  0.0000  0.0000  0.0000  0.0000  0.0000  0.0000  0.0000  0.0000  0.0000  0.0000
        0.0000  0.0000  0.0000  0.0000  0.0000  0.0000  0.0000  0.0000  0.0000  0.0000  0.0000
        0.0000  0.0000  0.0000  0.0000  0.0000  0.0000  0.0000  0.0000  0.0000  0.0000  0.0000
        0.0000  1.0000  0.0000  0.0000  0.0000  0.0000  0.0000  0.0000  0.0000  0.0000  0.0000
        0.0000  0.0000  0.0000  0.0000  0.0000  0.0000  0.0000  0.0000  0.0000  0.0000  0.0000
        0.0000  0.0000  0.0000  0.0000  0.0000  0.0000  0.0000  0.0000  0.0000  0.0000  0.0000
        0.0000  0.0000  0.0000
1983    1       5       2       0       1       36      36      7       0.0000  0.9020  0.0980
        0.0000  0.0000  0.0000  0.0000  0.0000  0.0000  0.0000  0.0000  0.0000  0.0000  0.0000
        0.0000  0.0000  0.0000  0.0000  0.0000  0.0000  0.0000  0.0000  0.0000  0.0000  0.0000
        0.0000  0.0000  0.0000  0.0000  0.0000  0.0000  0.0000  0.0000  0.0000  0.0000  0.0000
        0.0000  0.9020  0.0980  0.0000  0.0000  0.0000  0.0000  0.0000  0.0000  0.0000  0.0000
```

	0.0000	0.0000	0.0000	0.0000	0.0000	0.0000	0.0000	0.0000	0.0000	0.0000	0.0000
	0.0000	0.0000	0.0000	0.0000	0.0000	0.0000	0.0000	0.0000	0.0000	0.0000	0.0000
	0.0000	0.0000	0.0000								
1983	1	5	2	0	1	38	38	9	0.0000	0.7347	0.2653
	0.0000	0.0000	0.0000	0.0000	0.0000	0.0000	0.0000	0.0000	0.0000	0.0000	0.0000
	0.0000	0.0000	0.0000	0.0000	0.0000	0.0000	0.0000	0.0000	0.0000	0.0000	0.0000
	0.0000	0.0000	0.0000	0.0000	0.0000	0.0000	0.0000	0.0000	0.0000	0.0000	0.0000
	0.0000	0.7347	0.2653	0.0000	0.0000	0.0000	0.0000	0.0000	0.0000	0.0000	0.0000
	0.0000	0.0000	0.0000	0.0000	0.0000	0.0000	0.0000	0.0000	0.0000	0.0000	0.0000
	0.0000	0.0000	0.0000	0.0000	0.0000	0.0000	0.0000	0.0000	0.0000	0.0000	0.0000
	0.0000	0.0000	0.0000								
1983	1	5	2	0	1	40	40	10	0.0000	0.1698	0.8231
	0.0071	0.0000	0.0000	0.0000	0.0000	0.0000	0.0000	0.0000	0.0000	0.0000	0.0000
	0.0000	0.0000	0.0000	0.0000	0.0000	0.0000	0.0000	0.0000	0.0000	0.0000	0.0000
	0.0000	0.0000	0.0000	0.0000	0.0000	0.0000	0.0000	0.0000	0.0000	0.0000	0.0000
	0.0000	0.1698	0.8231	0.0071	0.0000	0.0000	0.0000	0.0000	0.0000	0.0000	0.0000
	0.0000	0.0000	0.0000	0.0000	0.0000	0.0000	0.0000	0.0000	0.0000	0.0000	0.0000
	0.0000	0.0000	0.0000	0.0000	0.0000	0.0000	0.0000	0.0000	0.0000	0.0000	0.0000
	0.0000	0.0000	0.0000								
1983	1	5	2	0	1	42	42	14	0.0000	0.0066	0.9510
	0.0407	0.0017	0.0000	0.0000	0.0000	0.0000	0.0000	0.0000	0.0000	0.0000	0.0000
	0.0000	0.0000	0.0000	0.0000	0.0000	0.0000	0.0000	0.0000	0.0000	0.0000	0.0000
	0.0000	0.0000	0.0000	0.0000	0.0000	0.0000	0.0000	0.0000	0.0000	0.0000	0.0000
	0.0000	0.0066	0.9510	0.0407	0.0017	0.0000	0.0000	0.0000	0.0000	0.0000	0.0000
	0.0000	0.0000	0.0000	0.0000	0.0000	0.0000	0.0000	0.0000	0.0000	0.0000	0.0000
	0.0000	0.0000	0.0000	0.0000	0.0000	0.0000	0.0000	0.0000	0.0000	0.0000	0.0000
	0.0000	0.0000	0.0000								
1983	1	5	2	0	1	44	44	18	0.0000	0.0026	0.4770
	0.5044	0.0136	0.0023	0.0000	0.0000	0.0000	0.0000	0.0000	0.0000	0.0000	0.0000
	0.0000	0.0000	0.0000	0.0000	0.0000	0.0000	0.0000	0.0000	0.0000	0.0000	0.0000
	0.0000	0.0000	0.0000	0.0000	0.0000	0.0000	0.0000	0.0000	0.0000	0.0000	0.0000
	0.0000	0.0026	0.4770	0.5044	0.0136	0.0023	0.0000	0.0000	0.0000	0.0000	0.0000
	0.0000	0.0000	0.0000	0.0000	0.0000	0.0000	0.0000	0.0000	0.0000	0.0000	0.0000
	0.0000	0.0000	0.0000	0.0000	0.0000	0.0000	0.0000	0.0000	0.0000	0.0000	0.0000
	0.0000	0.0000	0.0000								
1983	1	5	2	0	1	46	46	16	0.0000	0.0000	0.4210
	0.4385	0.1295	0.0053	0.0056	0.0000	0.0000	0.0000	0.0000	0.0000	0.0000	0.0000
	0.0000	0.0000	0.0000	0.0000	0.0000	0.0000	0.0000	0.0000	0.0000	0.0000	0.0000
	0.0000	0.0000	0.0000	0.0000	0.0000	0.0000	0.0000	0.0000	0.0000	0.0000	0.0000
	0.0000	0.0000	0.4210	0.4385	0.1295	0.0053	0.0056	0.0000	0.0000	0.0000	0.0000
	0.0000	0.0000	0.0000	0.0000	0.0000	0.0000	0.0000	0.0000	0.0000	0.0000	0.0000
	0.0000	0.0000	0.0000	0.0000	0.0000	0.0000	0.0000	0.0000	0.0000	0.0000	0.0000
	0.0000	0.0000	0.0000								
1983	1	5	2	0	1	48	48	15	0.0000	0.0000	0.0816
	0.3671	0.5459	0.0054	0.0000	0.0000	0.0000	0.0000	0.0000	0.0000	0.0000	0.0000
	0.0000	0.0000	0.0000	0.0000	0.0000	0.0000	0.0000	0.0000	0.0000	0.0000	0.0000
	0.0000	0.0000	0.0000	0.0000	0.0000	0.0000	0.0000	0.0000	0.0000	0.0000	0.0000
	0.0000	0.0000	0.0816	0.3671	0.5459	0.0054	0.0000	0.0000	0.0000	0.0000	0.0000
	0.0000	0.0000	0.0000	0.0000	0.0000	0.0000	0.0000	0.0000	0.0000	0.0000	0.0000
	0.0000	0.0000	0.0000	0.0000	0.0000	0.0000	0.0000	0.0000	0.0000	0.0000	0.0000
	0.0000	0.0000	0.0000								
1983	1	5	2	0	1	50	50	13	0.0000	0.0000	0.0000
	0.1705	0.7995	0.0236	0.0065	0.0000	0.0000	0.0000	0.0000	0.0000	0.0000	0.0000
	0.0000	0.0000	0.0000	0.0000	0.0000	0.0000	0.0000	0.0000	0.0000	0.0000	0.0000
	0.0000	0.0000	0.0000	0.0000	0.0000	0.0000	0.0000	0.0000	0.0000	0.0000	0.0000
	0.0000	0.0000	0.0000	0.1705	0.7995	0.0236	0.0065	0.0000	0.0000	0.0000	0.0000
	0.0000	0.0000	0.0000	0.0000	0.0000	0.0000	0.0000	0.0000	0.0000	0.0000	0.0000
	0.0000	0.0000	0.0000	0.0000	0.0000	0.0000	0.0000	0.0000	0.0000	0.0000	0.0000
	0.0000	0.0000	0.0000								
1983	1	5	2	0	1	52	52	8	0.0000	0.0000	0.0000
	0.3994	0.4652	0.0365	0.0989	0.0000	0.0000	0.0000	0.0000	0.0000	0.0000	0.0000
	0.0000	0.0000	0.0000	0.0000	0.0000	0.0000	0.0000	0.0000	0.0000	0.0000	0.0000
	0.0000	0.0000	0.0000	0.0000	0.0000	0.0000	0.0000	0.0000	0.0000	0.0000	0.0000
	0.0000	0.0000	0.0000	0.3994	0.4652	0.0365	0.0989	0.0000	0.0000	0.0000	0.0000
	0.0000	0.0000	0.0000	0.0000	0.0000	0.0000	0.0000	0.0000	0.0000	0.0000	0.0000
	0.0000	0.0000	0.0000	0.0000	0.0000	0.0000	0.0000	0.0000	0.0000	0.0000	0.0000
	0.0000	0.0000	0.0000								
1983	1	5	2	0	1	54	54	6	0.0000	0.0000	0.0000
	0.2413	0.4802	0.1261	0.1365	0.0159	0.0000	0.0000	0.0000	0.0000	0.0000	0.0000
	0.0000	0.0000	0.0000	0.0000	0.0000	0.0000	0.0000	0.0000	0.0000	0.0000	0.0000

	0.0000	0.0000	0.0000	0.0000	0.0000	0.0000	0.0000	0.0000	0.0000	0.0000	0.0000
	0.0000	0.0000	0.0000	0.2413	0.4802	0.1261	0.1365	0.0159	0.0000	0.0000	0.0000
	0.0000	0.0000	0.0000	0.0000	0.0000	0.0000	0.0000	0.0000	0.0000	0.0000	0.0000
	0.0000	0.0000	0.0000	0.0000	0.0000	0.0000	0.0000	0.0000	0.0000	0.0000	0.0000
	0.0000	0.0000	0.0000								
1983	1	5	2	0	1	56	56	1	0.0000	0.0000	0.0000
	0.0000	0.6667	0.0000	0.3333	0.0000	0.0000	0.0000	0.0000	0.0000	0.0000	0.0000
	0.0000	0.0000	0.0000	0.0000	0.0000	0.0000	0.0000	0.0000	0.0000	0.0000	0.0000
	0.0000	0.0000	0.0000	0.0000	0.0000	0.0000	0.0000	0.0000	0.0000	0.0000	0.0000
	0.0000	0.0000	0.0000	0.0000	0.6667	0.0000	0.3333	0.0000	0.0000	0.0000	0.0000
	0.0000	0.0000	0.0000	0.0000	0.0000	0.0000	0.0000	0.0000	0.0000	0.0000	0.0000
	0.0000	0.0000	0.0000	0.0000	0.0000	0.0000	0.0000	0.0000	0.0000	0.0000	0.0000
	0.0000	0.0000	0.0000								
1983	1	5	2	0	1	62	62	2	0.0000	0.0000	0.0000
	0.0000	0.0000	0.0000	0.0000	0.0000	0.0000	0.5028	0.0000	0.0000	0.0000	0.4972
	0.0000	0.0000	0.0000	0.0000	0.0000	0.0000	0.0000	0.0000	0.0000	0.0000	0.0000
	0.0000	0.0000	0.0000	0.0000	0.0000	0.0000	0.0000	0.0000	0.0000	0.0000	0.0000
	0.0000	0.0000	0.0000	0.0000	0.0000	0.0000	0.0000	0.0000	0.0000	0.5028	0.0000
	0.0000	0.0000	0.4972	0.0000	0.0000	0.0000	0.0000	0.0000	0.0000	0.0000	0.0000
	0.0000	0.0000	0.0000	0.0000	0.0000	0.0000	0.0000	0.0000	0.0000	0.0000	0.0000
	0.0000	0.0000	0.0000								
1983	1	5	2	0	1	64	64	2	0.0000	0.0000	0.0000
	0.0000	0.0000	0.0000	0.5400	0.0000	0.0000	0.0000	0.0000	0.0000	0.4600	0.0000
	0.0000	0.0000	0.0000	0.0000	0.0000	0.0000	0.0000	0.0000	0.0000	0.0000	0.0000
	0.0000	0.0000	0.0000	0.0000	0.0000	0.0000	0.0000	0.0000	0.0000	0.0000	0.0000
	0.0000	0.0000	0.0000	0.0000	0.0000	0.0000	0.5400	0.0000	0.0000	0.0000	0.0000
	0.0000	0.4600	0.0000	0.0000	0.0000	0.0000	0.0000	0.0000	0.0000	0.0000	0.0000
	0.0000	0.0000	0.0000	0.0000	0.0000	0.0000	0.0000	0.0000	0.0000	0.0000	0.0000
	0.0000	0.0000	0.0000								
1983	1	5	2	0	1	66	66	1	0.0000	0.0000	0.0000
	0.0000	0.0000	0.0000	0.0000	0.0000	0.0000	0.0000	0.0000	0.0000	0.0000	0.5000
	0.0000	0.0000	0.5000	0.0000	0.0000	0.0000	0.0000	0.0000	0.0000	0.0000	0.0000
	0.0000	0.0000	0.0000	0.0000	0.0000	0.0000	0.0000	0.0000	0.0000	0.0000	0.0000
	0.0000	0.0000	0.0000	0.0000	0.0000	0.0000	0.0000	0.0000	0.0000	0.0000	0.0000
	0.0000	0.0000	0.5000	0.0000	0.0000	0.5000	0.0000	0.0000	0.0000	0.0000	0.0000
	0.0000	0.0000	0.0000	0.0000	0.0000	0.0000	0.0000	0.0000	0.0000	0.0000	0.0000
	0.0000	0.0000	0.0000								
1983	1	5	2	0	1	70	70	1	0.0000	0.0000	0.0000
	0.0000	0.0000	0.0000	0.0000	0.0000	0.0000	0.0000	0.0000	0.0000	1.0000	0.0000
	0.0000	0.0000	0.0000	0.0000	0.0000	0.0000	0.0000	0.0000	0.0000	0.0000	0.0000
	0.0000	0.0000	0.0000	0.0000	0.0000	0.0000	0.0000	0.0000	0.0000	0.0000	0.0000
	0.0000	0.0000	0.0000	0.0000	0.0000	0.0000	0.0000	0.0000	0.0000	0.0000	0.0000
	0.0000	1.0000	0.0000	0.0000	0.0000	0.0000	0.0000	0.0000	0.0000	0.0000	0.0000
	0.0000	0.0000	0.0000	0.0000	0.0000	0.0000	0.0000	0.0000	0.0000	0.0000	0.0000
	0.0000	0.0000	0.0000								
1986	1	5	2	0	1	36	36	1	0.0000	1.0000	0.0000
	0.0000	0.0000	0.0000	0.0000	0.0000	0.0000	0.0000	0.0000	0.0000	0.0000	0.0000
	0.0000	0.0000	0.0000	0.0000	0.0000	0.0000	0.0000	0.0000	0.0000	0.0000	0.0000
	0.0000	0.0000	0.0000	0.0000	0.0000	0.0000	0.0000	0.0000	0.0000	0.0000	0.0000
	0.0000	1.0000	0.0000	0.0000	0.0000	0.0000	0.0000	0.0000	0.0000	0.0000	0.0000
	0.0000	0.0000	0.0000	0.0000	0.0000	0.0000	0.0000	0.0000	0.0000	0.0000	0.0000
	0.0000	0.0000	0.0000	0.0000	0.0000	0.0000	0.0000	0.0000	0.0000	0.0000	0.0000
	0.0000	0.0000	0.0000								
1986	1	5	2	0	1	38	38	1	0.0000	1.0000	0.0000
	0.0000	0.0000	0.0000	0.0000	0.0000	0.0000	0.0000	0.0000	0.0000	0.0000	0.0000
	0.0000	0.0000	0.0000	0.0000	0.0000	0.0000	0.0000	0.0000	0.0000	0.0000	0.0000
	0.0000	0.0000	0.0000	0.0000	0.0000	0.0000	0.0000	0.0000	0.0000	0.0000	0.0000
	0.0000	1.0000	0.0000	0.0000	0.0000	0.0000	0.0000	0.0000	0.0000	0.0000	0.0000
	0.0000	0.0000	0.0000	0.0000	0.0000	0.0000	0.0000	0.0000	0.0000	0.0000	0.0000
	0.0000	0.0000	0.0000	0.0000	0.0000	0.0000	0.0000	0.0000	0.0000	0.0000	0.0000
	0.0000	0.0000	0.0000								
1986	1	5	2	0	1	40	40	1	0.0000	0.9000	0.1000
	0.0000	0.0000	0.0000	0.0000	0.0000	0.0000	0.0000	0.0000	0.0000	0.0000	0.0000
	0.0000	0.0000	0.0000	0.0000	0.0000	0.0000	0.0000	0.0000	0.0000	0.0000	0.0000
	0.0000	0.0000	0.0000	0.0000	0.0000	0.0000	0.0000	0.0000	0.0000	0.0000	0.0000
	0.0000	0.9000	0.1000	0.0000	0.0000	0.0000	0.0000	0.0000	0.0000	0.0000	0.0000
	0.0000	0.0000	0.0000	0.0000	0.0000	0.0000	0.0000	0.0000	0.0000	0.0000	0.0000
	0.0000	0.0000	0.0000	0.0000	0.0000	0.0000	0.0000	0.0000	0.0000	0.0000	0.0000
	0.0000	0.0000	0.0000								

1986	1	5	2	0	1	42	42	1	0.0000	0.8000	0.2000
	0.0000	0.0000	0.0000	0.0000	0.0000	0.0000	0.0000	0.0000	0.0000	0.0000	0.0000
	0.0000	0.0000	0.0000	0.0000	0.0000	0.0000	0.0000	0.0000	0.0000	0.0000	0.0000
	0.0000	0.0000	0.0000	0.0000	0.0000	0.0000	0.0000	0.0000	0.0000	0.0000	0.0000
	0.0000	0.8000	0.2000	0.0000	0.0000	0.0000	0.0000	0.0000	0.0000	0.0000	0.0000
	0.0000	0.0000	0.0000	0.0000	0.0000	0.0000	0.0000	0.0000	0.0000	0.0000	0.0000
	0.0000	0.0000	0.0000	0.0000	0.0000	0.0000	0.0000	0.0000	0.0000	0.0000	0.0000
	0.0000	0.0000	0.0000								
1989	1	5	2	0	1	32	32	1	0.0000	1.0000	0.0000
	0.0000	0.0000	0.0000	0.0000	0.0000	0.0000	0.0000	0.0000	0.0000	0.0000	0.0000
	0.0000	0.0000	0.0000	0.0000	0.0000	0.0000	0.0000	0.0000	0.0000	0.0000	0.0000
	0.0000	0.0000	0.0000	0.0000	0.0000	0.0000	0.0000	0.0000	0.0000	0.0000	0.0000
	0.0000	1.0000	0.0000	0.0000	0.0000	0.0000	0.0000	0.0000	0.0000	0.0000	0.0000
	0.0000	0.0000	0.0000	0.0000	0.0000	0.0000	0.0000	0.0000	0.0000	0.0000	0.0000
	0.0000	0.0000	0.0000	0.0000	0.0000	0.0000	0.0000	0.0000	0.0000	0.0000	0.0000
	0.0000	0.0000	0.0000								
1989	1	5	2	0	1	34	34	2	0.0000	1.0000	0.0000
	0.0000	0.0000	0.0000	0.0000	0.0000	0.0000	0.0000	0.0000	0.0000	0.0000	0.0000
	0.0000	0.0000	0.0000	0.0000	0.0000	0.0000	0.0000	0.0000	0.0000	0.0000	0.0000
	0.0000	0.0000	0.0000	0.0000	0.0000	0.0000	0.0000	0.0000	0.0000	0.0000	0.0000
	0.0000	1.0000	0.0000	0.0000	0.0000	0.0000	0.0000	0.0000	0.0000	0.0000	0.0000
	0.0000	0.0000	0.0000	0.0000	0.0000	0.0000	0.0000	0.0000	0.0000	0.0000	0.0000
	0.0000	0.0000	0.0000	0.0000	0.0000	0.0000	0.0000	0.0000	0.0000	0.0000	0.0000
	0.0000	0.0000	0.0000								
1989	1	5	2	0	1	36	36	5	0.0000	1.0000	0.0000
	0.0000	0.0000	0.0000	0.0000	0.0000	0.0000	0.0000	0.0000	0.0000	0.0000	0.0000
	0.0000	0.0000	0.0000	0.0000	0.0000	0.0000	0.0000	0.0000	0.0000	0.0000	0.0000
	0.0000	0.0000	0.0000	0.0000	0.0000	0.0000	0.0000	0.0000	0.0000	0.0000	0.0000
	0.0000	1.0000	0.0000	0.0000	0.0000	0.0000	0.0000	0.0000	0.0000	0.0000	0.0000
	0.0000	0.0000	0.0000	0.0000	0.0000	0.0000	0.0000	0.0000	0.0000	0.0000	0.0000
	0.0000	0.0000	0.0000	0.0000	0.0000	0.0000	0.0000	0.0000	0.0000	0.0000	0.0000
	0.0000	0.0000	0.0000								
1989	1	5	2	0	1	38	38	8	0.0000	0.9807	0.0193
	0.0000	0.0000	0.0000	0.0000	0.0000	0.0000	0.0000	0.0000	0.0000	0.0000	0.0000
	0.0000	0.0000	0.0000	0.0000	0.0000	0.0000	0.0000	0.0000	0.0000	0.0000	0.0000
	0.0000	0.0000	0.0000	0.0000	0.0000	0.0000	0.0000	0.0000	0.0000	0.0000	0.0000
	0.0000	0.9807	0.0193	0.0000	0.0000	0.0000	0.0000	0.0000	0.0000	0.0000	0.0000
	0.0000	0.0000	0.0000	0.0000	0.0000	0.0000	0.0000	0.0000	0.0000	0.0000	0.0000
	0.0000	0.0000	0.0000	0.0000	0.0000	0.0000	0.0000	0.0000	0.0000	0.0000	0.0000
	0.0000	0.0000	0.0000								
1989	1	5	2	0	1	40	40	11	0.0000	0.9289	0.0588
	0.0123	0.0000	0.0000	0.0000	0.0000	0.0000	0.0000	0.0000	0.0000	0.0000	0.0000
	0.0000	0.0000	0.0000	0.0000	0.0000	0.0000	0.0000	0.0000	0.0000	0.0000	0.0000
	0.0000	0.0000	0.0000	0.0000	0.0000	0.0000	0.0000	0.0000	0.0000	0.0000	0.0000
	0.0000	0.9289	0.0588	0.0123	0.0000	0.0000	0.0000	0.0000	0.0000	0.0000	0.0000
	0.0000	0.0000	0.0000	0.0000	0.0000	0.0000	0.0000	0.0000	0.0000	0.0000	0.0000
	0.0000	0.0000	0.0000	0.0000	0.0000	0.0000	0.0000	0.0000	0.0000	0.0000	0.0000
	0.0000	0.0000	0.0000								
1989	1	5	2	0	1	42	42	11	0.0000	0.7403	0.0741
	0.1857	0.0000	0.0000	0.0000	0.0000	0.0000	0.0000	0.0000	0.0000	0.0000	0.0000
	0.0000	0.0000	0.0000	0.0000	0.0000	0.0000	0.0000	0.0000	0.0000	0.0000	0.0000
	0.0000	0.0000	0.0000	0.0000	0.0000	0.0000	0.0000	0.0000	0.0000	0.0000	0.0000
	0.0000	0.7403	0.0741	0.1857	0.0000	0.0000	0.0000	0.0000	0.0000	0.0000	0.0000
	0.0000	0.0000	0.0000	0.0000	0.0000	0.0000	0.0000	0.0000	0.0000	0.0000	0.0000
	0.0000	0.0000	0.0000	0.0000	0.0000	0.0000	0.0000	0.0000	0.0000	0.0000	0.0000
	0.0000	0.0000	0.0000								
1989	1	5	2	0	1	44	44	10	0.0000	0.0802	0.7753
	0.0996	0.0128	0.0320	0.0000	0.0000	0.0000	0.0000	0.0000	0.0000	0.0000	0.0000
	0.0000	0.0000	0.0000	0.0000	0.0000	0.0000	0.0000	0.0000	0.0000	0.0000	0.0000
	0.0000	0.0000	0.0000	0.0000	0.0000	0.0000	0.0000	0.0000	0.0000	0.0000	0.0000
	0.0000	0.0802	0.7753	0.0996	0.0128	0.0320	0.0000	0.0000	0.0000	0.0000	0.0000
	0.0000	0.0000	0.0000	0.0000	0.0000	0.0000	0.0000	0.0000	0.0000	0.0000	0.0000
	0.0000	0.0000	0.0000	0.0000	0.0000	0.0000	0.0000	0.0000	0.0000	0.0000	0.0000
	0.0000	0.0000	0.0000								
1989	1	5	2	0	1	46	46	11	0.0000	0.0000	0.7069
	0.2548	0.0191	0.0191	0.0000	0.0000	0.0000	0.0000	0.0000	0.0000	0.0000	0.0000
	0.0000	0.0000	0.0000	0.0000	0.0000	0.0000	0.0000	0.0000	0.0000	0.0000	0.0000
	0.0000	0.0000	0.0000	0.0000	0.0000	0.0000	0.0000	0.0000	0.0000	0.0000	0.0000
	0.0000	0.0000	0.7069	0.2548	0.0191	0.0191	0.0000	0.0000	0.0000	0.0000	0.0000
	0.0000	0.0000	0.0000	0.0000	0.0000	0.0000	0.0000	0.0000	0.0000	0.0000	0.0000

	0.0000	0.0000	0.0000	0.0000	0.0000	0.0000	0.0000	0.0000	0.0000	0.0000	0.0000
	0.0000	0.0000	0.0000								
1989	1	5	2	0	1	48	48	10	0.0000	0.0000	0.0624
	0.5476	0.3036	0.0000	0.0864	0.0000	0.0000	0.0000	0.0000	0.0000	0.0000	0.0000
	0.0000	0.0000	0.0000	0.0000	0.0000	0.0000	0.0000	0.0000	0.0000	0.0000	0.0000
	0.0000	0.0000	0.0000	0.0000	0.0000	0.0000	0.0000	0.0000	0.0000	0.0000	0.0000
	0.0000	0.0000	0.0624	0.5476	0.3036	0.0000	0.0864	0.0000	0.0000	0.0000	0.0000
	0.0000	0.0000	0.0000	0.0000	0.0000	0.0000	0.0000	0.0000	0.0000	0.0000	0.0000
	0.0000	0.0000	0.0000	0.0000	0.0000	0.0000	0.0000	0.0000	0.0000	0.0000	0.0000
	0.0000	0.0000	0.0000								
1989	1	5	2	0	1	50	50	4	0.0000	0.0000	0.0528
	0.1743	0.6229	0.1500	0.0000	0.0000	0.0000	0.0000	0.0000	0.0000	0.0000	0.0000
	0.0000	0.0000	0.0000	0.0000	0.0000	0.0000	0.0000	0.0000	0.0000	0.0000	0.0000
	0.0000	0.0000	0.0000	0.0000	0.0000	0.0000	0.0000	0.0000	0.0000	0.0000	0.0000
	0.0000	0.0000	0.0528	0.1743	0.6229	0.1500	0.0000	0.0000	0.0000	0.0000	0.0000
	0.0000	0.0000	0.0000	0.0000	0.0000	0.0000	0.0000	0.0000	0.0000	0.0000	0.0000
	0.0000	0.0000	0.0000	0.0000	0.0000	0.0000	0.0000	0.0000	0.0000	0.0000	0.0000
	0.0000	0.0000	0.0000								
1989	1	5	2	0	1	52	52	8	0.0000	0.0000	0.0000
	0.0419	0.0565	0.0216	0.0145	0.0000	0.8654	0.0000	0.0000	0.0000	0.0000	0.0000
	0.0000	0.0000	0.0000	0.0000	0.0000	0.0000	0.0000	0.0000	0.0000	0.0000	0.0000
	0.0000	0.0000	0.0000	0.0000	0.0000	0.0000	0.0000	0.0000	0.0000	0.0000	0.0000
	0.0000	0.0000	0.0000	0.0419	0.0565	0.0216	0.0145	0.0000	0.8654	0.0000	0.0000
	0.0000	0.0000	0.0000	0.0000	0.0000	0.0000	0.0000	0.0000	0.0000	0.0000	0.0000
	0.0000	0.0000	0.0000	0.0000	0.0000	0.0000	0.0000	0.0000	0.0000	0.0000	0.0000
	0.0000	0.0000	0.0000								
1989	1	5	2	0	1	54	54	1	0.0000	0.0000	0.0000
	0.0000	0.0000	1.0000	0.0000	0.0000	0.0000	0.0000	0.0000	0.0000	0.0000	0.0000
	0.0000	0.0000	0.0000	0.0000	0.0000	0.0000	0.0000	0.0000	0.0000	0.0000	0.0000
	0.0000	0.0000	0.0000	0.0000	0.0000	0.0000	0.0000	0.0000	0.0000	0.0000	0.0000
	0.0000	0.0000	0.0000	0.0000	0.0000	1.0000	0.0000	0.0000	0.0000	0.0000	0.0000
	0.0000	0.0000	0.0000	0.0000	0.0000	0.0000	0.0000	0.0000	0.0000	0.0000	0.0000
	0.0000	0.0000	0.0000	0.0000	0.0000	0.0000	0.0000	0.0000	0.0000	0.0000	0.0000
	0.0000	0.0000	0.0000								
1989	1	5	2	0	1	58	58	2	0.0000	0.0000	0.0000
	0.0000	0.0000	0.2608	0.0000	0.7392	0.0000	0.0000	0.0000	0.0000	0.0000	0.0000
	0.0000	0.0000	0.0000	0.0000	0.0000	0.0000	0.0000	0.0000	0.0000	0.0000	0.0000
	0.0000	0.0000	0.0000	0.0000	0.0000	0.0000	0.0000	0.0000	0.0000	0.0000	0.0000
	0.0000	0.0000	0.0000	0.0000	0.0000	0.2608	0.0000	0.7392	0.0000	0.0000	0.0000
	0.0000	0.0000	0.0000	0.0000	0.0000	0.0000	0.0000	0.0000	0.0000	0.0000	0.0000
	0.0000	0.0000	0.0000	0.0000	0.0000	0.0000	0.0000	0.0000	0.0000	0.0000	0.0000
	0.0000	0.0000	0.0000								
1989	1	5	2	0	1	62	62	1	0.0000	0.0000	0.0000
	0.0000	0.0000	0.0000	0.0000	0.0000	0.2500	0.2500	0.0000	0.5000	0.0000	0.0000
	0.0000	0.0000	0.0000	0.0000	0.0000	0.0000	0.0000	0.0000	0.0000	0.0000	0.0000
	0.0000	0.0000	0.0000	0.0000	0.0000	0.0000	0.0000	0.0000	0.0000	0.0000	0.0000
	0.0000	0.0000	0.0000	0.0000	0.0000	0.0000	0.0000	0.0000	0.2500	0.2500	0.0000
	0.5000	0.0000	0.0000	0.0000	0.0000	0.0000	0.0000	0.0000	0.0000	0.0000	0.0000
	0.0000	0.0000	0.0000	0.0000	0.0000	0.0000	0.0000	0.0000	0.0000	0.0000	0.0000
	0.0000	0.0000	0.0000								
1989	1	5	2	0	1	64	64	2	0.0000	0.0000	0.0000
	0.0000	0.0000	0.2155	0.0000	0.0000	0.2155	0.0000	0.0000	0.0000	0.0000	0.0000
	0.0000	0.0000	0.0000	0.5689	0.0000	0.0000	0.0000	0.0000	0.0000	0.0000	0.0000
	0.0000	0.0000	0.0000	0.0000	0.0000	0.0000	0.0000	0.0000	0.0000	0.0000	0.0000
	0.0000	0.0000	0.0000	0.0000	0.0000	0.2155	0.0000	0.0000	0.2155	0.0000	0.0000
	0.0000	0.0000	0.0000	0.0000	0.0000	0.0000	0.5689	0.0000	0.0000	0.0000	0.0000
	0.0000	0.0000	0.0000	0.0000	0.0000	0.0000	0.0000	0.0000	0.0000	0.0000	0.0000
	0.0000	0.0000	0.0000								
1989	1	5	2	0	1	68	68	1	0.0000	0.0000	0.0000
	0.0000	0.0000	0.0000	0.0000	0.0000	0.0000	0.0000	0.0000	0.2500	0.0000	0.2500
	0.5000	0.0000	0.0000	0.0000	0.0000	0.0000	0.0000	0.0000	0.0000	0.0000	0.0000
	0.0000	0.0000	0.0000	0.0000	0.0000	0.0000	0.0000	0.0000	0.0000	0.0000	0.0000
	0.0000	0.0000	0.0000	0.0000	0.0000	0.0000	0.0000	0.0000	0.0000	0.0000	0.0000
	0.2500	0.0000	0.2500	0.5000	0.0000	0.0000	0.0000	0.0000	0.0000	0.0000	0.0000
	0.0000	0.0000	0.0000	0.0000	0.0000	0.0000	0.0000	0.0000	0.0000	0.0000	0.0000
	0.0000	0.0000	0.0000								
1992	1	5	2	0	1	32	32	1	0.0000	1.0000	0.0000
	0.0000	0.0000	0.0000	0.0000	0.0000	0.0000	0.0000	0.0000	0.0000	0.0000	0.0000
	0.0000	0.0000	0.0000	0.0000	0.0000	0.0000	0.0000	0.0000	0.0000	0.0000	0.0000
	0.0000	0.0000	0.0000	0.0000	0.0000	0.0000	0.0000	0.0000	0.0000	0.0000	0.0000

	0.0000	1.0000	0.0000	0.0000	0.0000	0.0000	0.0000	0.0000	0.0000	0.0000	0.0000
	0.0000	0.0000	0.0000	0.0000	0.0000	0.0000	0.0000	0.0000	0.0000	0.0000	0.0000
	0.0000	0.0000	0.0000	0.0000	0.0000	0.0000	0.0000	0.0000	0.0000	0.0000	0.0000
	0.0000	0.0000	0.0000								
1992	1	5	2	0	1	34	34	6	0.0000	0.7446	0.2554
	0.0000	0.0000	0.0000	0.0000	0.0000	0.0000	0.0000	0.0000	0.0000	0.0000	0.0000
	0.0000	0.0000	0.0000	0.0000	0.0000	0.0000	0.0000	0.0000	0.0000	0.0000	0.0000
	0.0000	0.0000	0.0000	0.0000	0.0000	0.0000	0.0000	0.0000	0.0000	0.0000	0.0000
	0.0000	0.7446	0.2554	0.0000	0.0000	0.0000	0.0000	0.0000	0.0000	0.0000	0.0000
	0.0000	0.0000	0.0000	0.0000	0.0000	0.0000	0.0000	0.0000	0.0000	0.0000	0.0000
	0.0000	0.0000	0.0000	0.0000	0.0000	0.0000	0.0000	0.0000	0.0000	0.0000	0.0000
	0.0000	0.0000	0.0000								
1992	1	5	2	0	1	36	36	15	0.0000	0.4162	0.5838
	0.0000	0.0000	0.0000	0.0000	0.0000	0.0000	0.0000	0.0000	0.0000	0.0000	0.0000
	0.0000	0.0000	0.0000	0.0000	0.0000	0.0000	0.0000	0.0000	0.0000	0.0000	0.0000
	0.0000	0.0000	0.0000	0.0000	0.0000	0.0000	0.0000	0.0000	0.0000	0.0000	0.0000
	0.0000	0.4162	0.5838	0.0000	0.0000	0.0000	0.0000	0.0000	0.0000	0.0000	0.0000
	0.0000	0.0000	0.0000	0.0000	0.0000	0.0000	0.0000	0.0000	0.0000	0.0000	0.0000
	0.0000	0.0000	0.0000	0.0000	0.0000	0.0000	0.0000	0.0000	0.0000	0.0000	0.0000
	0.0000	0.0000	0.0000								
1992	1	5	2	0	1	38	38	19	0.0000	0.7369	0.2631
	0.0000	0.0000	0.0000	0.0000	0.0000	0.0000	0.0000	0.0000	0.0000	0.0000	0.0000
	0.0000	0.0000	0.0000	0.0000	0.0000	0.0000	0.0000	0.0000	0.0000	0.0000	0.0000
	0.0000	0.0000	0.0000	0.0000	0.0000	0.0000	0.0000	0.0000	0.0000	0.0000	0.0000
	0.0000	0.7369	0.2631	0.0000	0.0000	0.0000	0.0000	0.0000	0.0000	0.0000	0.0000
	0.0000	0.0000	0.0000	0.0000	0.0000	0.0000	0.0000	0.0000	0.0000	0.0000	0.0000
	0.0000	0.0000	0.0000	0.0000	0.0000	0.0000	0.0000	0.0000	0.0000	0.0000	0.0000
	0.0000	0.0000	0.0000								
1992	1	5	2	0	1	40	40	16	0.0000	0.2034	0.6584
	0.1324	0.0058	0.0000	0.0000	0.0000	0.0000	0.0000	0.0000	0.0000	0.0000	0.0000
	0.0000	0.0000	0.0000	0.0000	0.0000	0.0000	0.0000	0.0000	0.0000	0.0000	0.0000
	0.0000	0.0000	0.0000	0.0000	0.0000	0.0000	0.0000	0.0000	0.0000	0.0000	0.0000
	0.0000	0.2034	0.6584	0.1324	0.0058	0.0000	0.0000	0.0000	0.0000	0.0000	0.0000
	0.0000	0.0000	0.0000	0.0000	0.0000	0.0000	0.0000	0.0000	0.0000	0.0000	0.0000
	0.0000	0.0000	0.0000	0.0000	0.0000	0.0000	0.0000	0.0000	0.0000	0.0000	0.0000
	0.0000	0.0000	0.0000								
1992	1	5	2	0	1	42	42	7	0.0000	0.0000	0.9779
	0.0221	0.0000	0.0000	0.0000	0.0000	0.0000	0.0000	0.0000	0.0000	0.0000	0.0000
	0.0000	0.0000	0.0000	0.0000	0.0000	0.0000	0.0000	0.0000	0.0000	0.0000	0.0000
	0.0000	0.0000	0.0000	0.0000	0.0000	0.0000	0.0000	0.0000	0.0000	0.0000	0.0000
	0.0000	0.0000	0.9779	0.0221	0.0000	0.0000	0.0000	0.0000	0.0000	0.0000	0.0000
	0.0000	0.0000	0.0000	0.0000	0.0000	0.0000	0.0000	0.0000	0.0000	0.0000	0.0000
	0.0000	0.0000	0.0000	0.0000	0.0000	0.0000	0.0000	0.0000	0.0000	0.0000	0.0000
	0.0000	0.0000	0.0000								
1992	1	5	2	0	1	44	44	9	0.0000	0.0036	0.6598
	0.2230	0.1048	0.0087	0.0000	0.0000	0.0000	0.0000	0.0000	0.0000	0.0000	0.0000
	0.0000	0.0000	0.0000	0.0000	0.0000	0.0000	0.0000	0.0000	0.0000	0.0000	0.0000
	0.0000	0.0000	0.0000	0.0000	0.0000	0.0000	0.0000	0.0000	0.0000	0.0000	0.0000
	0.0000	0.0036	0.6598	0.2230	0.1048	0.0087	0.0000	0.0000	0.0000	0.0000	0.0000
	0.0000	0.0000	0.0000	0.0000	0.0000	0.0000	0.0000	0.0000	0.0000	0.0000	0.0000
	0.0000	0.0000	0.0000	0.0000	0.0000	0.0000	0.0000	0.0000	0.0000	0.0000	0.0000
	0.0000	0.0000	0.0000								
1992	1	5	2	0	1	46	46	13	0.0000	0.0000	0.5889
	0.3994	0.0117	0.0000	0.0000	0.0000	0.0000	0.0000	0.0000	0.0000	0.0000	0.0000
	0.0000	0.0000	0.0000	0.0000	0.0000	0.0000	0.0000	0.0000	0.0000	0.0000	0.0000
	0.0000	0.0000	0.0000	0.0000	0.0000	0.0000	0.0000	0.0000	0.0000	0.0000	0.0000
	0.0000	0.0000	0.5889	0.3994	0.0117	0.0000	0.0000	0.0000	0.0000	0.0000	0.0000
	0.0000	0.0000	0.0000	0.0000	0.0000	0.0000	0.0000	0.0000	0.0000	0.0000	0.0000
	0.0000	0.0000	0.0000	0.0000	0.0000	0.0000	0.0000	0.0000	0.0000	0.0000	0.0000
	0.0000	0.0000	0.0000								
1992	1	5	2	0	1	48	48	11	0.0000	0.0000	0.2445
	0.7201	0.0264	0.0091	0.0000	0.0000	0.0000	0.0000	0.0000	0.0000	0.0000	0.0000
	0.0000	0.0000	0.0000	0.0000	0.0000	0.0000	0.0000	0.0000	0.0000	0.0000	0.0000
	0.0000	0.0000	0.0000	0.0000	0.0000	0.0000	0.0000	0.0000	0.0000	0.0000	0.0000
	0.0000	0.0000	0.2445	0.7201	0.0264	0.0091	0.0000	0.0000	0.0000	0.0000	0.0000
	0.0000	0.0000	0.0000	0.0000	0.0000	0.0000	0.0000	0.0000	0.0000	0.0000	0.0000
	0.0000	0.0000	0.0000	0.0000	0.0000	0.0000	0.0000	0.0000	0.0000	0.0000	0.0000
	0.0000	0.0000	0.0000								
1992	1	5	2	0	1	50	50	7	0.0000	0.0000	0.1864
	0.7773	0.0362	0.0000	0.0000	0.0000	0.0000	0.0000	0.0000	0.0000	0.0000	0.0000

```
        0.0000  0.0000  0.0000  0.0000  0.0000  0.0000  0.0000  0.0000  0.0000  0.0000  0.0000
        0.0000  0.0000  0.0000  0.0000  0.0000  0.0000  0.0000  0.0000  0.0000  0.0000  0.0000
        0.0000  0.0000  0.1864  0.7773  0.0362  0.0000  0.0000  0.0000  0.0000  0.0000  0.0000
        0.0000  0.0000  0.0000  0.0000  0.0000  0.0000  0.0000  0.0000  0.0000  0.0000  0.0000
        0.0000  0.0000  0.0000  0.0000  0.0000  0.0000  0.0000  0.0000  0.0000  0.0000  0.0000
        0.0000  0.0000  0.0000
1992    1       5       2       0       1       52      52      7       0.0000  0.0000  0.1586
        0.5495  0.2480  0.0000  0.0439  0.0000  0.0000  0.0000  0.0000  0.0000  0.0000  0.0000
        0.0000  0.0000  0.0000  0.0000  0.0000  0.0000  0.0000  0.0000  0.0000  0.0000  0.0000
        0.0000  0.0000  0.0000  0.0000  0.0000  0.0000  0.0000  0.0000  0.0000  0.0000  0.0000
        0.0000  0.0000  0.1586  0.5495  0.2480  0.0000  0.0439  0.0000  0.0000  0.0000  0.0000
        0.0000  0.0000  0.0000  0.0000  0.0000  0.0000  0.0000  0.0000  0.0000  0.0000  0.0000
        0.0000  0.0000  0.0000  0.0000  0.0000  0.0000  0.0000  0.0000  0.0000  0.0000  0.0000
        0.0000  0.0000  0.0000
1992    1       5       2       0       1       54      54      2       0.0000  0.0000  0.0000
        0.0000  0.2072  0.7928  0.0000  0.0000  0.0000  0.0000  0.0000  0.0000  0.0000  0.0000
        0.0000  0.0000  0.0000  0.0000  0.0000  0.0000  0.0000  0.0000  0.0000  0.0000  0.0000
        0.0000  0.0000  0.0000  0.0000  0.0000  0.0000  0.0000  0.0000  0.0000  0.0000  0.0000
        0.0000  0.0000  0.0000  0.0000  0.2072  0.7928  0.0000  0.0000  0.0000  0.0000  0.0000
        0.0000  0.0000  0.0000  0.0000  0.0000  0.0000  0.0000  0.0000  0.0000  0.0000  0.0000
        0.0000  0.0000  0.0000  0.0000  0.0000  0.0000  0.0000  0.0000  0.0000  0.0000  0.0000
        0.0000  0.0000  0.0000
1992    1       5       2       0       1       56      56      2       0.0000  0.0000  0.0000
        0.0000  0.0000  0.0000  1.0000  0.0000  0.0000  0.0000  0.0000  0.0000  0.0000  0.0000
        0.0000  0.0000  0.0000  0.0000  0.0000  0.0000  0.0000  0.0000  0.0000  0.0000  0.0000
        0.0000  0.0000  0.0000  0.0000  0.0000  0.0000  0.0000  0.0000  0.0000  0.0000  0.0000
        0.0000  0.0000  0.0000  0.0000  0.0000  0.0000  1.0000  0.0000  0.0000  0.0000  0.0000
        0.0000  0.0000  0.0000  0.0000  0.0000  0.0000  0.0000  0.0000  0.0000  0.0000  0.0000
        0.0000  0.0000  0.0000  0.0000  0.0000  0.0000  0.0000  0.0000  0.0000  0.0000  0.0000
        0.0000  0.0000  0.0000
# Late AKSHLF Males updated for 2011 (N=83)
1995    1       5       2       0       1       26      26      2       1.0000  0.0000  0.0000
        0.0000  0.0000  0.0000  0.0000  0.0000  0.0000  0.0000  0.0000  0.0000  0.0000  0.0000
        0.0000  0.0000  0.0000  0.0000  0.0000  0.0000  0.0000  0.0000  0.0000  0.0000  0.0000
        0.0000  0.0000  0.0000  0.0000  0.0000  0.0000  0.0000  0.0000  0.0000  0.0000  0.0000
        1.0000  0.0000  0.0000  0.0000  0.0000  0.0000  0.0000  0.0000  0.0000  0.0000  0.0000
        0.0000  0.0000  0.0000  0.0000  0.0000  0.0000  0.0000  0.0000  0.0000  0.0000  0.0000
        0.0000  0.0000  0.0000  0.0000  0.0000  0.0000  0.0000  0.0000  0.0000  0.0000  0.0000
        0.0000  0.0000  0.0000
1995    1       5       2       0       1       28      28      1       1.0000  0.0000  0.0000
        0.0000  0.0000  0.0000  0.0000  0.0000  0.0000  0.0000  0.0000  0.0000  0.0000  0.0000
        0.0000  0.0000  0.0000  0.0000  0.0000  0.0000  0.0000  0.0000  0.0000  0.0000  0.0000
        0.0000  0.0000  0.0000  0.0000  0.0000  0.0000  0.0000  0.0000  0.0000  0.0000  0.0000
        1.0000  0.0000  0.0000  0.0000  0.0000  0.0000  0.0000  0.0000  0.0000  0.0000  0.0000
        0.0000  0.0000  0.0000  0.0000  0.0000  0.0000  0.0000  0.0000  0.0000  0.0000  0.0000
        0.0000  0.0000  0.0000  0.0000  0.0000  0.0000  0.0000  0.0000  0.0000  0.0000  0.0000
        0.0000  0.0000  0.0000
1995    1       5       2       0       1       30      30      2       0.0000  1.0000  0.0000
        0.0000  0.0000  0.0000  0.0000  0.0000  0.0000  0.0000  0.0000  0.0000  0.0000  0.0000
        0.0000  0.0000  0.0000  0.0000  0.0000  0.0000  0.0000  0.0000  0.0000  0.0000  0.0000
        0.0000  0.0000  0.0000  0.0000  0.0000  0.0000  0.0000  0.0000  0.0000  0.0000  0.0000
        0.0000  1.0000  0.0000  0.0000  0.0000  0.0000  0.0000  0.0000  0.0000  0.0000  0.0000
        0.0000  0.0000  0.0000  0.0000  0.0000  0.0000  0.0000  0.0000  0.0000  0.0000  0.0000
        0.0000  0.0000  0.0000  0.0000  0.0000  0.0000  0.0000  0.0000  0.0000  0.0000  0.0000
        0.0000  0.0000  0.0000
1995    1       5       2       0       1       32      32      3       0.0000  1.0000  0.0000
        0.0000  0.0000  0.0000  0.0000  0.0000  0.0000  0.0000  0.0000  0.0000  0.0000  0.0000
        0.0000  0.0000  0.0000  0.0000  0.0000  0.0000  0.0000  0.0000  0.0000  0.0000  0.0000
        0.0000  0.0000  0.0000  0.0000  0.0000  0.0000  0.0000  0.0000  0.0000  0.0000  0.0000
        0.0000  1.0000  0.0000  0.0000  0.0000  0.0000  0.0000  0.0000  0.0000  0.0000  0.0000
        0.0000  0.0000  0.0000  0.0000  0.0000  0.0000  0.0000  0.0000  0.0000  0.0000  0.0000
        0.0000  0.0000  0.0000  0.0000  0.0000  0.0000  0.0000  0.0000  0.0000  0.0000  0.0000
        0.0000  0.0000  0.0000
1995    1       5       2       0       1       34      34      6       0.0000  0.9054  0.0946
        0.0000  0.0000  0.0000  0.0000  0.0000  0.0000  0.0000  0.0000  0.0000  0.0000  0.0000
        0.0000  0.0000  0.0000  0.0000  0.0000  0.0000  0.0000  0.0000  0.0000  0.0000  0.0000
        0.0000  0.0000  0.0000  0.0000  0.0000  0.0000  0.0000  0.0000  0.0000  0.0000  0.0000
        0.0000  0.9054  0.0946  0.0000  0.0000  0.0000  0.0000  0.0000  0.0000  0.0000  0.0000
        0.0000  0.0000  0.0000  0.0000  0.0000  0.0000  0.0000  0.0000  0.0000  0.0000  0.0000
```

	0.0000	0.0000	0.0000	0.0000	0.0000	0.0000	0.0000	0.0000	0.0000	0.0000	0.0000
	0.0000	0.0000	0.0000								
1995	1	5	2	0	1	36	36	13	0.0000	0.9199	0.0801
	0.0000	0.0000	0.0000	0.0000	0.0000	0.0000	0.0000	0.0000	0.0000	0.0000	0.0000
	0.0000	0.0000	0.0000	0.0000	0.0000	0.0000	0.0000	0.0000	0.0000	0.0000	0.0000
	0.0000	0.0000	0.0000	0.0000	0.0000	0.0000	0.0000	0.0000	0.0000	0.0000	0.0000
	0.0000	0.9199	0.0801	0.0000	0.0000	0.0000	0.0000	0.0000	0.0000	0.0000	0.0000
	0.0000	0.0000	0.0000	0.0000	0.0000	0.0000	0.0000	0.0000	0.0000	0.0000	0.0000
	0.0000	0.0000	0.0000	0.0000	0.0000	0.0000	0.0000	0.0000	0.0000	0.0000	0.0000
	0.0000	0.0000	0.0000								
1995	1	5	2	0	1	38	38	9	0.0000	0.7010	0.2990
	0.0000	0.0000	0.0000	0.0000	0.0000	0.0000	0.0000	0.0000	0.0000	0.0000	0.0000
	0.0000	0.0000	0.0000	0.0000	0.0000	0.0000	0.0000	0.0000	0.0000	0.0000	0.0000
	0.0000	0.0000	0.0000	0.0000	0.0000	0.0000	0.0000	0.0000	0.0000	0.0000	0.0000
	0.0000	0.7010	0.2990	0.0000	0.0000	0.0000	0.0000	0.0000	0.0000	0.0000	0.0000
	0.0000	0.0000	0.0000	0.0000	0.0000	0.0000	0.0000	0.0000	0.0000	0.0000	0.0000
	0.0000	0.0000	0.0000	0.0000	0.0000	0.0000	0.0000	0.0000	0.0000	0.0000	0.0000
	0.0000	0.0000	0.0000								
1995	1	5	2	0	1	40	40	4	0.0000	0.7592	0.0415
	0.0000	0.1993	0.0000	0.0000	0.0000	0.0000	0.0000	0.0000	0.0000	0.0000	0.0000
	0.0000	0.0000	0.0000	0.0000	0.0000	0.0000	0.0000	0.0000	0.0000	0.0000	0.0000
	0.0000	0.0000	0.0000	0.0000	0.0000	0.0000	0.0000	0.0000	0.0000	0.0000	0.0000
	0.0000	0.7592	0.0415	0.0000	0.1993	0.0000	0.0000	0.0000	0.0000	0.0000	0.0000
	0.0000	0.0000	0.0000	0.0000	0.0000	0.0000	0.0000	0.0000	0.0000	0.0000	0.0000
	0.0000	0.0000	0.0000	0.0000	0.0000	0.0000	0.0000	0.0000	0.0000	0.0000	0.0000
	0.0000	0.0000	0.0000								
1995	1	5	2	0	1	42	42	2	0.0000	0.0000	0.5925
	0.4075	0.0000	0.0000	0.0000	0.0000	0.0000	0.0000	0.0000	0.0000	0.0000	0.0000
	0.0000	0.0000	0.0000	0.0000	0.0000	0.0000	0.0000	0.0000	0.0000	0.0000	0.0000
	0.0000	0.0000	0.0000	0.0000	0.0000	0.0000	0.0000	0.0000	0.0000	0.0000	0.0000
	0.0000	0.0000	0.5925	0.4075	0.0000	0.0000	0.0000	0.0000	0.0000	0.0000	0.0000
	0.0000	0.0000	0.0000	0.0000	0.0000	0.0000	0.0000	0.0000	0.0000	0.0000	0.0000
	0.0000	0.0000	0.0000	0.0000	0.0000	0.0000	0.0000	0.0000	0.0000	0.0000	0.0000
	0.0000	0.0000	0.0000								
1995	1	5	2	0	1	44	44	9	0.0000	0.0000	0.5621
	0.0898	0.1822	0.1659	0.0000	0.0000	0.0000	0.0000	0.0000	0.0000	0.0000	0.0000
	0.0000	0.0000	0.0000	0.0000	0.0000	0.0000	0.0000	0.0000	0.0000	0.0000	0.0000
	0.0000	0.0000	0.0000	0.0000	0.0000	0.0000	0.0000	0.0000	0.0000	0.0000	0.0000
	0.0000	0.0000	0.5621	0.0898	0.1822	0.1659	0.0000	0.0000	0.0000	0.0000	0.0000
	0.0000	0.0000	0.0000	0.0000	0.0000	0.0000	0.0000	0.0000	0.0000	0.0000	0.0000
	0.0000	0.0000	0.0000	0.0000	0.0000	0.0000	0.0000	0.0000	0.0000	0.0000	0.0000
	0.0000	0.0000	0.0000								
1995	1	5	2	0	1	46	46	16	0.0000	0.0000	0.1056
	0.3915	0.0000	0.0235	0.0460	0.4057	0.0000	0.0276	0.0000	0.0000	0.0000	0.0000
	0.0000	0.0000	0.0000	0.0000	0.0000	0.0000	0.0000	0.0000	0.0000	0.0000	0.0000
	0.0000	0.0000	0.0000	0.0000	0.0000	0.0000	0.0000	0.0000	0.0000	0.0000	0.0000
	0.0000	0.0000	0.1056	0.3915	0.0000	0.0235	0.0460	0.4057	0.0000	0.0276	0.0000
	0.0000	0.0000	0.0000	0.0000	0.0000	0.0000	0.0000	0.0000	0.0000	0.0000	0.0000
	0.0000	0.0000	0.0000	0.0000	0.0000	0.0000	0.0000	0.0000	0.0000	0.0000	0.0000
	0.0000	0.0000	0.0000								
1995	1	5	2	0	1	48	48	14	0.0000	0.0000	0.0284
	0.0899	0.7273	0.0705	0.0456	0.0383	0.0000	0.0000	0.0000	0.0000	0.0000	0.0000
	0.0000	0.0000	0.0000	0.0000	0.0000	0.0000	0.0000	0.0000	0.0000	0.0000	0.0000
	0.0000	0.0000	0.0000	0.0000	0.0000	0.0000	0.0000	0.0000	0.0000	0.0000	0.0000
	0.0000	0.0000	0.0284	0.0899	0.7273	0.0705	0.0456	0.0383	0.0000	0.0000	0.0000
	0.0000	0.0000	0.0000	0.0000	0.0000	0.0000	0.0000	0.0000	0.0000	0.0000	0.0000
	0.0000	0.0000	0.0000	0.0000	0.0000	0.0000	0.0000	0.0000	0.0000	0.0000	0.0000
	0.0000	0.0000	0.0000								
1995	1	5	2	0	1	50	50	13	0.0000	0.0000	0.0000
	0.1388	0.4145	0.2413	0.1361	0.0000	0.0593	0.0100	0.0000	0.0000	0.0000	0.0000
	0.0000	0.0000	0.0000	0.0000	0.0000	0.0000	0.0000	0.0000	0.0000	0.0000	0.0000
	0.0000	0.0000	0.0000	0.0000	0.0000	0.0000	0.0000	0.0000	0.0000	0.0000	0.0000
	0.0000	0.0000	0.0000	0.1388	0.4145	0.2413	0.1361	0.0000	0.0593	0.0100	0.0000
	0.0000	0.0000	0.0000	0.0000	0.0000	0.0000	0.0000	0.0000	0.0000	0.0000	0.0000
	0.0000	0.0000	0.0000	0.0000	0.0000	0.0000	0.0000	0.0000	0.0000	0.0000	0.0000
	0.0000	0.0000	0.0000								
1995	1	5	2	0	1	52	52	10	0.0000	0.0000	0.0000
	0.0510	0.1821	0.0000	0.3767	0.1318	0.0000	0.2585	0.0000	0.0000	0.0000	0.0000
	0.0000	0.0000	0.0000	0.0000	0.0000	0.0000	0.0000	0.0000	0.0000	0.0000	0.0000
	0.0000	0.0000	0.0000	0.0000	0.0000	0.0000	0.0000	0.0000	0.0000	0.0000	0.0000

	0.0000	0.0000	0.0000	0.0510	0.1821	0.0000	0.3767	0.1318	0.0000	0.2585	0.0000
	0.0000	0.0000	0.0000	0.0000	0.0000	0.0000	0.0000	0.0000	0.0000	0.0000	0.0000
	0.0000	0.0000	0.0000	0.0000	0.0000	0.0000	0.0000	0.0000	0.0000	0.0000	0.0000
	0.0000	0.0000	0.0000								
1995	1	5	2	0	1	54	54	10	0.0000	0.0000	0.0000
	0.0093	0.1478	0.1154	0.6729	0.0080	0.0000	0.0000	0.0000	0.0000	0.0252	0.0000
	0.0214	0.0000	0.0000	0.0000	0.0000	0.0000	0.0000	0.0000	0.0000	0.0000	0.0000
	0.0000	0.0000	0.0000	0.0000	0.0000	0.0000	0.0000	0.0000	0.0000	0.0000	0.0000
	0.0000	0.0000	0.0000	0.0093	0.1478	0.1154	0.6729	0.0080	0.0000	0.0000	0.0000
	0.0000	0.0252	0.0000	0.0214	0.0000	0.0000	0.0000	0.0000	0.0000	0.0000	0.0000
	0.0000	0.0000	0.0000	0.0000	0.0000	0.0000	0.0000	0.0000	0.0000	0.0000	0.0000
	0.0000	0.0000	0.0000								
1995	1	5	2	0	1	56	56	6	0.0000	0.0000	0.0000
	0.0000	0.4589	0.0080	0.0000	0.1147	0.0000	0.2077	0.0000	0.0000	0.0000	0.0000
	0.0000	0.0000	0.0000	0.0000	0.0000	0.0000	0.0000	0.1822	0.0000	0.0285	0.0000
	0.0000	0.0000	0.0000	0.0000	0.0000	0.0000	0.0000	0.0000	0.0000	0.0000	0.0000
	0.0000	0.0000	0.0000	0.0000	0.4589	0.0080	0.0000	0.1147	0.0000	0.2077	0.0000
	0.0000	0.0000	0.0000	0.0000	0.0000	0.0000	0.0000	0.0000	0.0000	0.0000	0.1822
	0.0000	0.0285	0.0000	0.0000	0.0000	0.0000	0.0000	0.0000	0.0000	0.0000	0.0000
	0.0000	0.0000	0.0000								
1995	1	5	2	0	1	58	58	5	0.0000	0.0000	0.0000
	0.0000	0.0000	0.7582	0.1629	0.0000	0.0000	0.0000	0.0000	0.0499	0.0000	0.0000
	0.0000	0.0000	0.0000	0.0000	0.0290	0.0000	0.0000	0.0000	0.0000	0.0000	0.0000
	0.0000	0.0000	0.0000	0.0000	0.0000	0.0000	0.0000	0.0000	0.0000	0.0000	0.0000
	0.0000	0.0000	0.0000	0.0000	0.0000	0.7582	0.1629	0.0000	0.0000	0.0000	0.0000
	0.0499	0.0000	0.0000	0.0000	0.0000	0.0000	0.0000	0.0290	0.0000	0.0000	0.0000
	0.0000	0.0000	0.0000	0.0000	0.0000	0.0000	0.0000	0.0000	0.0000	0.0000	0.0000
	0.0000	0.0000	0.0000								
1995	1	5	2	0	1	60	60	3	0.0000	0.0000	0.0000
	0.0000	0.0000	0.0000	0.0000	0.0000	0.0000	0.0000	0.5463	0.0000	0.0000	0.0000
	0.0000	0.0000	0.0000	0.0000	0.0000	0.0000	0.0000	0.0000	0.3071	0.0000	0.0000
	0.0000	0.0000	0.0000	0.0000	0.0000	0.0000	0.1466	0.0000	0.0000	0.0000	0.0000
	0.0000	0.0000	0.0000	0.0000	0.0000	0.0000	0.0000	0.0000	0.0000	0.0000	0.5463
	0.0000	0.0000	0.0000	0.0000	0.0000	0.0000	0.0000	0.0000	0.0000	0.0000	0.0000
	0.3071	0.0000	0.0000	0.0000	0.0000	0.0000	0.0000	0.0000	0.0000	0.1466	0.0000
	0.0000	0.0000	0.0000								
1995	1	5	2	0	1	62	62	1	0.0000	0.0000	0.0000
	0.0000	0.0000	0.0000	0.0000	0.0000	0.0000	1.0000	0.0000	0.0000	0.0000	0.0000
	0.0000	0.0000	0.0000	0.0000	0.0000	0.0000	0.0000	0.0000	0.0000	0.0000	0.0000
	0.0000	0.0000	0.0000	0.0000	0.0000	0.0000	0.0000	0.0000	0.0000	0.0000	0.0000
	0.0000	0.0000	0.0000	0.0000	0.0000	0.0000	0.0000	0.0000	0.0000	1.0000	0.0000
	0.0000	0.0000	0.0000	0.0000	0.0000	0.0000	0.0000	0.0000	0.0000	0.0000	0.0000
	0.0000	0.0000	0.0000	0.0000	0.0000	0.0000	0.0000	0.0000	0.0000	0.0000	0.0000
	0.0000	0.0000	0.0000								
1995	1	5	2	0	1	64	64	1	0.0000	0.0000	0.0000
	0.0000	0.0000	0.0000	0.0000	0.0000	0.0000	0.0000	0.0000	0.0000	0.0000	0.0000
	0.0000	0.0000	0.0000	1.0000	0.0000	0.0000	0.0000	0.0000	0.0000	0.0000	0.0000
	0.0000	0.0000	0.0000	0.0000	0.0000	0.0000	0.0000	0.0000	0.0000	0.0000	0.0000
	0.0000	0.0000	0.0000	0.0000	0.0000	0.0000	0.0000	0.0000	0.0000	0.0000	0.0000
	0.0000	0.0000	0.0000	0.0000	0.0000	0.0000	1.0000	0.0000	0.0000	0.0000	0.0000
	0.0000	0.0000	0.0000	0.0000	0.0000	0.0000	0.0000	0.0000	0.0000	0.0000	0.0000
	0.0000	0.0000	0.0000								
1995	1	5	2	0	1	66	66	1	0.0000	0.0000	0.0000
	0.0000	0.0000	0.0000	0.0000	0.0000	0.0000	0.0000	0.0000	0.0000	0.0000	0.0000
	0.0000	0.0000	0.0000	0.0000	0.0000	0.0000	1.0000	0.0000	0.0000	0.0000	0.0000
	0.0000	0.0000	0.0000	0.0000	0.0000	0.0000	0.0000	0.0000	0.0000	0.0000	0.0000
	0.0000	0.0000	0.0000	0.0000	0.0000	0.0000	0.0000	0.0000	0.0000	0.0000	0.0000
	0.0000	0.0000	0.0000	0.0000	0.0000	0.0000	0.0000	0.0000	0.0000	1.0000	0.0000
	0.0000	0.0000	0.0000	0.0000	0.0000	0.0000	0.0000	0.0000	0.0000	0.0000	0.0000
	0.0000	0.0000	0.0000								
1995	1	5	2	0	1	70	70	1	0.0000	0.0000	0.0000
	0.0000	0.0000	0.0000	0.0000	0.0000	0.0000	0.0000	0.0000	0.0000	0.0000	0.0000
	0.0000	0.0000	0.0000	0.0000	0.0000	0.0000	0.0000	0.0000	0.0000	1.0000	0.0000
	0.0000	0.0000	0.0000	0.0000	0.0000	0.0000	0.0000	0.0000	0.0000	0.0000	0.0000
	0.0000	0.0000	0.0000	0.0000	0.0000	0.0000	0.0000	0.0000	0.0000	0.0000	0.0000
	0.0000	0.0000	0.0000	0.0000	0.0000	0.0000	0.0000	0.0000	0.0000	0.0000	0.0000
	0.0000	1.0000	0.0000	0.0000	0.0000	0.0000	0.0000	0.0000	0.0000	0.0000	0.0000
	0.0000	0.0000	0.0000								
1998	1	5	2	0	1	34	34	3	0.0000	0.8266	0.1734
	0.0000	0.0000	0.0000	0.0000	0.0000	0.0000	0.0000	0.0000	0.0000	0.0000	0.0000

	0.0000	0.0000	0.0000	0.0000	0.0000	0.0000	0.0000	0.0000	0.0000	0.0000	0.0000
	0.0000	0.0000	0.0000	0.0000	0.0000	0.0000	0.0000	0.0000	0.0000	0.0000	0.0000
	0.0000	0.8266	0.1734	0.0000	0.0000	0.0000	0.0000	0.0000	0.0000	0.0000	0.0000
	0.0000	0.0000	0.0000	0.0000	0.0000	0.0000	0.0000	0.0000	0.0000	0.0000	0.0000
	0.0000	0.0000	0.0000	0.0000	0.0000	0.0000	0.0000	0.0000	0.0000	0.0000	0.0000
	0.0000	0.0000	0.0000								
1998	1	5	2	0	1	36	36	2	0.0000	1.0000	0.0000
	0.0000	0.0000	0.0000	0.0000	0.0000	0.0000	0.0000	0.0000	0.0000	0.0000	0.0000
	0.0000	0.0000	0.0000	0.0000	0.0000	0.0000	0.0000	0.0000	0.0000	0.0000	0.0000
	0.0000	0.0000	0.0000	0.0000	0.0000	0.0000	0.0000	0.0000	0.0000	0.0000	0.0000
	0.0000	1.0000	0.0000	0.0000	0.0000	0.0000	0.0000	0.0000	0.0000	0.0000	0.0000
	0.0000	0.0000	0.0000	0.0000	0.0000	0.0000	0.0000	0.0000	0.0000	0.0000	0.0000
	0.0000	0.0000	0.0000	0.0000	0.0000	0.0000	0.0000	0.0000	0.0000	0.0000	0.0000
	0.0000	0.0000	0.0000								
1998	1	5	2	0	1	38	38	4	0.0000	0.3865	0.3294
	0.2840	0.0000	0.0000	0.0000	0.0000	0.0000	0.0000	0.0000	0.0000	0.0000	0.0000
	0.0000	0.0000	0.0000	0.0000	0.0000	0.0000	0.0000	0.0000	0.0000	0.0000	0.0000
	0.0000	0.0000	0.0000	0.0000	0.0000	0.0000	0.0000	0.0000	0.0000	0.0000	0.0000
	0.0000	0.3865	0.3294	0.2840	0.0000	0.0000	0.0000	0.0000	0.0000	0.0000	0.0000
	0.0000	0.0000	0.0000	0.0000	0.0000	0.0000	0.0000	0.0000	0.0000	0.0000	0.0000
	0.0000	0.0000	0.0000	0.0000	0.0000	0.0000	0.0000	0.0000	0.0000	0.0000	0.0000
	0.0000	0.0000	0.0000								
1998	1	5	2	0	1	40	40	6	0.0000	0.1508	0.5420
	0.3072	0.0000	0.0000	0.0000	0.0000	0.0000	0.0000	0.0000	0.0000	0.0000	0.0000
	0.0000	0.0000	0.0000	0.0000	0.0000	0.0000	0.0000	0.0000	0.0000	0.0000	0.0000
	0.0000	0.0000	0.0000	0.0000	0.0000	0.0000	0.0000	0.0000	0.0000	0.0000	0.0000
	0.0000	0.1508	0.5420	0.3072	0.0000	0.0000	0.0000	0.0000	0.0000	0.0000	0.0000
	0.0000	0.0000	0.0000	0.0000	0.0000	0.0000	0.0000	0.0000	0.0000	0.0000	0.0000
	0.0000	0.0000	0.0000	0.0000	0.0000	0.0000	0.0000	0.0000	0.0000	0.0000	0.0000
	0.0000	0.0000	0.0000								
1998	1	5	2	0	1	42	42	13	0.0000	0.0000	0.5604
	0.3072	0.1258	0.0066	0.0000	0.0000	0.0000	0.0000	0.0000	0.0000	0.0000	0.0000
	0.0000	0.0000	0.0000	0.0000	0.0000	0.0000	0.0000	0.0000	0.0000	0.0000	0.0000
	0.0000	0.0000	0.0000	0.0000	0.0000	0.0000	0.0000	0.0000	0.0000	0.0000	0.0000
	0.0000	0.0000	0.5604	0.3072	0.1258	0.0066	0.0000	0.0000	0.0000	0.0000	0.0000
	0.0000	0.0000	0.0000	0.0000	0.0000	0.0000	0.0000	0.0000	0.0000	0.0000	0.0000
	0.0000	0.0000	0.0000	0.0000	0.0000	0.0000	0.0000	0.0000	0.0000	0.0000	0.0000
	0.0000	0.0000	0.0000								
1998	1	5	2	0	1	44	44	14	0.0000	0.0254	0.0374
	0.8998	0.0374	0.0000	0.0000	0.0000	0.0000	0.0000	0.0000	0.0000	0.0000	0.0000
	0.0000	0.0000	0.0000	0.0000	0.0000	0.0000	0.0000	0.0000	0.0000	0.0000	0.0000
	0.0000	0.0000	0.0000	0.0000	0.0000	0.0000	0.0000	0.0000	0.0000	0.0000	0.0000
	0.0000	0.0254	0.0374	0.8998	0.0374	0.0000	0.0000	0.0000	0.0000	0.0000	0.0000
	0.0000	0.0000	0.0000	0.0000	0.0000	0.0000	0.0000	0.0000	0.0000	0.0000	0.0000
	0.0000	0.0000	0.0000	0.0000	0.0000	0.0000	0.0000	0.0000	0.0000	0.0000	0.0000
	0.0000	0.0000	0.0000								
1998	1	5	2	0	1	46	46	13	0.0000	0.0000	0.0449
	0.7033	0.2384	0.0000	0.0134	0.0000	0.0000	0.0000	0.0000	0.0000	0.0000	0.0000
	0.0000	0.0000	0.0000	0.0000	0.0000	0.0000	0.0000	0.0000	0.0000	0.0000	0.0000
	0.0000	0.0000	0.0000	0.0000	0.0000	0.0000	0.0000	0.0000	0.0000	0.0000	0.0000
	0.0000	0.0000	0.0449	0.7033	0.2384	0.0000	0.0134	0.0000	0.0000	0.0000	0.0000
	0.0000	0.0000	0.0000	0.0000	0.0000	0.0000	0.0000	0.0000	0.0000	0.0000	0.0000
	0.0000	0.0000	0.0000	0.0000	0.0000	0.0000	0.0000	0.0000	0.0000	0.0000	0.0000
	0.0000	0.0000	0.0000								
1998	1	5	2	0	1	48	48	13	0.0000	0.0000	0.0516
	0.8303	0.0989	0.0192	0.0000	0.0000	0.0000	0.0000	0.0000	0.0000	0.0000	0.0000
	0.0000	0.0000	0.0000	0.0000	0.0000	0.0000	0.0000	0.0000	0.0000	0.0000	0.0000
	0.0000	0.0000	0.0000	0.0000	0.0000	0.0000	0.0000	0.0000	0.0000	0.0000	0.0000
	0.0000	0.0000	0.0516	0.8303	0.0989	0.0192	0.0000	0.0000	0.0000	0.0000	0.0000
	0.0000	0.0000	0.0000	0.0000	0.0000	0.0000	0.0000	0.0000	0.0000	0.0000	0.0000
	0.0000	0.0000	0.0000	0.0000	0.0000	0.0000	0.0000	0.0000	0.0000	0.0000	0.0000
	0.0000	0.0000	0.0000								
1998	1	5	2	0	1	50	50	14	0.0000	0.0000	0.0000
	0.7912	0.1954	0.0000	0.0000	0.0133	0.0000	0.0000	0.0000	0.0000	0.0000	0.0000
	0.0000	0.0000	0.0000	0.0000	0.0000	0.0000	0.0000	0.0000	0.0000	0.0000	0.0000
	0.0000	0.0000	0.0000	0.0000	0.0000	0.0000	0.0000	0.0000	0.0000	0.0000	0.0000
	0.0000	0.0000	0.0000	0.7912	0.1954	0.0000	0.0000	0.0133	0.0000	0.0000	0.0000
	0.0000	0.0000	0.0000	0.0000	0.0000	0.0000	0.0000	0.0000	0.0000	0.0000	0.0000
	0.0000	0.0000	0.0000	0.0000	0.0000	0.0000	0.0000	0.0000	0.0000	0.0000	0.0000
	0.0000	0.0000	0.0000								

1998	1	5	2	0	1	52	52	17	0.0000	0.0000	0.0000
	0.7588	0.1227	0.0641	0.0000	0.0091	0.0453	0.0000	0.0000	0.0000	0.0000	0.0000
	0.0000	0.0000	0.0000	0.0000	0.0000	0.0000	0.0000	0.0000	0.0000	0.0000	0.0000
	0.0000	0.0000	0.0000	0.0000	0.0000	0.0000	0.0000	0.0000	0.0000	0.0000	0.0000
	0.0000	0.0000	0.0000	0.7588	0.1227	0.0641	0.0000	0.0091	0.0453	0.0000	0.0000
	0.0000	0.0000	0.0000	0.0000	0.0000	0.0000	0.0000	0.0000	0.0000	0.0000	0.0000
	0.0000	0.0000	0.0000	0.0000	0.0000	0.0000	0.0000	0.0000	0.0000	0.0000	0.0000
	0.0000	0.0000	0.0000								
1998	1	5	2	0	1	54	54	13	0.0000	0.0000	0.0000
	0.4592	0.5000	0.0000	0.0000	0.0000	0.0000	0.0000	0.0000	0.0000	0.0000	0.0000
	0.0000	0.0000	0.0000	0.0085	0.0323	0.0000	0.0000	0.0000	0.0000	0.0000	0.0000
	0.0000	0.0000	0.0000	0.0000	0.0000	0.0000	0.0000	0.0000	0.0000	0.0000	0.0000
	0.0000	0.0000	0.0000	0.4592	0.5000	0.0000	0.0000	0.0000	0.0000	0.0000	0.0000
	0.0000	0.0000	0.0000	0.0000	0.0000	0.0000	0.0085	0.0323	0.0000	0.0000	0.0000
	0.0000	0.0000	0.0000	0.0000	0.0000	0.0000	0.0000	0.0000	0.0000	0.0000	0.0000
	0.0000	0.0000	0.0000								
1998	1	5	2	0	1	56	56	8	0.0000	0.0000	0.0187
	0.0187	0.7694	0.0000	0.0507	0.0242	0.0749	0.0242	0.0000	0.0000	0.0000	0.0000
	0.0000	0.0194	0.0000	0.0000	0.0000	0.0000	0.0000	0.0000	0.0000	0.0000	0.0000
	0.0000	0.0000	0.0000	0.0000	0.0000	0.0000	0.0000	0.0000	0.0000	0.0000	0.0000
	0.0000	0.0000	0.0187	0.0187	0.7694	0.0000	0.0507	0.0242	0.0749	0.0242	0.0000
	0.0000	0.0000	0.0000	0.0000	0.0194	0.0000	0.0000	0.0000	0.0000	0.0000	0.0000
	0.0000	0.0000	0.0000	0.0000	0.0000	0.0000	0.0000	0.0000	0.0000	0.0000	0.0000
	0.0000	0.0000	0.0000								
1998	1	5	2	0	1	58	58	6	0.0000	0.0000	0.0000
	0.0000	0.4337	0.0714	0.0000	0.0788	0.4161	0.0000	0.0000	0.0000	0.0000	0.0000
	0.0000	0.0000	0.0000	0.0000	0.0000	0.0000	0.0000	0.0000	0.0000	0.0000	0.0000
	0.0000	0.0000	0.0000	0.0000	0.0000	0.0000	0.0000	0.0000	0.0000	0.0000	0.0000
	0.0000	0.0000	0.0000	0.0000	0.4337	0.0714	0.0000	0.0788	0.4161	0.0000	0.0000
	0.0000	0.0000	0.0000	0.0000	0.0000	0.0000	0.0000	0.0000	0.0000	0.0000	0.0000
	0.0000	0.0000	0.0000	0.0000	0.0000	0.0000	0.0000	0.0000	0.0000	0.0000	0.0000
	0.0000	0.0000	0.0000								
1998	1	5	2	0	1	60	60	9	0.0000	0.0000	0.0000
	0.3483	0.0190	0.0115	0.1528	0.2058	0.0000	0.0069	0.0788	0.0000	0.0000	0.0241
	0.0000	0.0000	0.0000	0.0000	0.0000	0.0000	0.0000	0.1528	0.0000	0.0000	0.0000
	0.0000	0.0000	0.0000	0.0000	0.0000	0.0000	0.0000	0.0000	0.0000	0.0000	0.0000
	0.0000	0.0000	0.0000	0.3483	0.0190	0.0115	0.1528	0.2058	0.0000	0.0069	0.0788
	0.0000	0.0000	0.0241	0.0000	0.0000	0.0000	0.0000	0.0000	0.0000	0.0000	0.1528
	0.0000	0.0000	0.0000	0.0000	0.0000	0.0000	0.0000	0.0000	0.0000	0.0000	0.0000
	0.0000	0.0000	0.0000								
1998	1	5	2	0	1	62	62	6	0.0000	0.0000	0.0000
	0.0000	0.3569	0.0000	0.0000	0.4600	0.0210	0.0000	0.0000	0.1620	0.0000	0.0000
	0.0000	0.0000	0.0000	0.0000	0.0000	0.0000	0.0000	0.0000	0.0000	0.0000	0.0000
	0.0000	0.0000	0.0000	0.0000	0.0000	0.0000	0.0000	0.0000	0.0000	0.0000	0.0000
	0.0000	0.0000	0.0000	0.0000	0.3569	0.0000	0.0000	0.4600	0.0210	0.0000	0.0000
	0.1620	0.0000	0.0000	0.0000	0.0000	0.0000	0.0000	0.0000	0.0000	0.0000	0.0000
	0.0000	0.0000	0.0000	0.0000	0.0000	0.0000	0.0000	0.0000	0.0000	0.0000	0.0000
	0.0000	0.0000	0.0000								
1998	1	5	2	0	1	64	64	4	0.0000	0.0000	0.0000
	0.0000	0.0000	0.0000	0.0000	0.0000	0.1367	0.5970	0.2505	0.0158	0.0000	0.0000
	0.0000	0.0000	0.0000	0.0000	0.0000	0.0000	0.0000	0.0000	0.0000	0.0000	0.0000
	0.0000	0.0000	0.0000	0.0000	0.0000	0.0000	0.0000	0.0000	0.0000	0.0000	0.0000
	0.0000	0.0000	0.0000	0.0000	0.0000	0.0000	0.0000	0.0000	0.1367	0.5970	0.2505
	0.0158	0.0000	0.0000	0.0000	0.0000	0.0000	0.0000	0.0000	0.0000	0.0000	0.0000
	0.0000	0.0000	0.0000	0.0000	0.0000	0.0000	0.0000	0.0000	0.0000	0.0000	0.0000
	0.0000	0.0000	0.0000								
1998	1	5	2	0	1	66	66	4	0.0000	0.0000	0.0000
	0.0000	0.0689	0.0000	0.0000	0.0000	0.6769	0.0000	0.0000	0.0509	0.0000	0.1018
	0.0000	0.0000	0.0000	0.0000	0.1015	0.0000	0.0000	0.0000	0.0000	0.0000	0.0000
	0.0000	0.0000	0.0000	0.0000	0.0000	0.0000	0.0000	0.0000	0.0000	0.0000	0.0000
	0.0000	0.0000	0.0000	0.0000	0.0689	0.0000	0.0000	0.0000	0.6769	0.0000	0.0000
	0.0509	0.0000	0.1018	0.0000	0.0000	0.0000	0.0000	0.1015	0.0000	0.0000	0.0000
	0.0000	0.0000	0.0000	0.0000	0.0000	0.0000	0.0000	0.0000	0.0000	0.0000	0.0000
	0.0000	0.0000	0.0000								
1998	1	5	2	0	1	68	68	1	0.0000	0.0000	0.0000
	0.0000	0.0000	0.0000	0.0000	1.0000	0.0000	0.0000	0.0000	0.0000	0.0000	0.0000
	0.0000	0.0000	0.0000	0.0000	0.0000	0.0000	0.0000	0.0000	0.0000	0.0000	0.0000
	0.0000	0.0000	0.0000	0.0000	0.0000	0.0000	0.0000	0.0000	0.0000	0.0000	0.0000
	0.0000	0.0000	0.0000	0.0000	0.0000	0.0000	0.0000	1.0000	0.0000	0.0000	0.0000
	0.0000	0.0000	0.0000	0.0000	0.0000	0.0000	0.0000	0.0000	0.0000	0.0000	0.0000

	0.0000	0.0000	0.0000	0.0000	0.0000	0.0000	0.0000	0.0000	0.0000	0.0000	0.0000
	0.0000	0.0000	0.0000								
1998	1	5	2	0	1	74	74	1	0.0000	0.0000	0.0000
	0.0000	0.0000	0.0000	1.0000	0.0000	0.0000	0.0000	0.0000	0.0000	0.0000	0.0000
	0.0000	0.0000	0.0000	0.0000	0.0000	0.0000	0.0000	0.0000	0.0000	0.0000	0.0000
	0.0000	0.0000	0.0000	0.0000	0.0000	0.0000	0.0000	0.0000	0.0000	0.0000	0.0000
	0.0000	0.0000	0.0000	0.0000	0.0000	0.0000	1.0000	0.0000	0.0000	0.0000	0.0000
	0.0000	0.0000	0.0000	0.0000	0.0000	0.0000	0.0000	0.0000	0.0000	0.0000	0.0000
	0.0000	0.0000	0.0000	0.0000	0.0000	0.0000	0.0000	0.0000	0.0000	0.0000	0.0000
	0.0000	0.0000	0.0000								
1998	1	5	2	0	1	78	78	1	0.0000	0.0000	0.0000
	0.0000	0.0000	0.0000	0.0000	0.0000	0.0000	1.0000	0.0000	0.0000	0.0000	0.0000
	0.0000	0.0000	0.0000	0.0000	0.0000	0.0000	0.0000	0.0000	0.0000	0.0000	0.0000
	0.0000	0.0000	0.0000	0.0000	0.0000	0.0000	0.0000	0.0000	0.0000	0.0000	0.0000
	0.0000	0.0000	0.0000	0.0000	0.0000	0.0000	0.0000	0.0000	0.0000	1.0000	0.0000
	0.0000	0.0000	0.0000	0.0000	0.0000	0.0000	0.0000	0.0000	0.0000	0.0000	0.0000
	0.0000	0.0000	0.0000	0.0000	0.0000	0.0000	0.0000	0.0000	0.0000	0.0000	0.0000
	0.0000	0.0000	0.0000								
2001	1	5	2	0	1	26	26	1	0.0000	1.0000	0.0000
	0.0000	0.0000	0.0000	0.0000	0.0000	0.0000	0.0000	0.0000	0.0000	0.0000	0.0000
	0.0000	0.0000	0.0000	0.0000	0.0000	0.0000	0.0000	0.0000	0.0000	0.0000	0.0000
	0.0000	0.0000	0.0000	0.0000	0.0000	0.0000	0.0000	0.0000	0.0000	0.0000	0.0000
	0.0000	1.0000	0.0000	0.0000	0.0000	0.0000	0.0000	0.0000	0.0000	0.0000	0.0000
	0.0000	0.0000	0.0000	0.0000	0.0000	0.0000	0.0000	0.0000	0.0000	0.0000	0.0000
	0.0000	0.0000	0.0000	0.0000	0.0000	0.0000	0.0000	0.0000	0.0000	0.0000	0.0000
	0.0000	0.0000	0.0000								
2001	1	5	2	0	1	30	30	3	0.0000	1.0000	0.0000
	0.0000	0.0000	0.0000	0.0000	0.0000	0.0000	0.0000	0.0000	0.0000	0.0000	0.0000
	0.0000	0.0000	0.0000	0.0000	0.0000	0.0000	0.0000	0.0000	0.0000	0.0000	0.0000
	0.0000	0.0000	0.0000	0.0000	0.0000	0.0000	0.0000	0.0000	0.0000	0.0000	0.0000
	0.0000	1.0000	0.0000	0.0000	0.0000	0.0000	0.0000	0.0000	0.0000	0.0000	0.0000
	0.0000	0.0000	0.0000	0.0000	0.0000	0.0000	0.0000	0.0000	0.0000	0.0000	0.0000
	0.0000	0.0000	0.0000	0.0000	0.0000	0.0000	0.0000	0.0000	0.0000	0.0000	0.0000
	0.0000	0.0000	0.0000								
2001	1	5	2	0	1	32	32	5	0.0000	1.0000	0.0000
	0.0000	0.0000	0.0000	0.0000	0.0000	0.0000	0.0000	0.0000	0.0000	0.0000	0.0000
	0.0000	0.0000	0.0000	0.0000	0.0000	0.0000	0.0000	0.0000	0.0000	0.0000	0.0000
	0.0000	0.0000	0.0000	0.0000	0.0000	0.0000	0.0000	0.0000	0.0000	0.0000	0.0000
	0.0000	1.0000	0.0000	0.0000	0.0000	0.0000	0.0000	0.0000	0.0000	0.0000	0.0000
	0.0000	0.0000	0.0000	0.0000	0.0000	0.0000	0.0000	0.0000	0.0000	0.0000	0.0000
	0.0000	0.0000	0.0000	0.0000	0.0000	0.0000	0.0000	0.0000	0.0000	0.0000	0.0000
	0.0000	0.0000	0.0000								
2001	1	5	2	0	1	34	34	9	0.0000	0.7349	0.2651
	0.0000	0.0000	0.0000	0.0000	0.0000	0.0000	0.0000	0.0000	0.0000	0.0000	0.0000
	0.0000	0.0000	0.0000	0.0000	0.0000	0.0000	0.0000	0.0000	0.0000	0.0000	0.0000
	0.0000	0.0000	0.0000	0.0000	0.0000	0.0000	0.0000	0.0000	0.0000	0.0000	0.0000
	0.0000	0.7349	0.2651	0.0000	0.0000	0.0000	0.0000	0.0000	0.0000	0.0000	0.0000
	0.0000	0.0000	0.0000	0.0000	0.0000	0.0000	0.0000	0.0000	0.0000	0.0000	0.0000
	0.0000	0.0000	0.0000	0.0000	0.0000	0.0000	0.0000	0.0000	0.0000	0.0000	0.0000
	0.0000	0.0000	0.0000								
2001	1	5	2	0	1	36	36	9	0.0000	0.9607	0.0393
	0.0000	0.0000	0.0000	0.0000	0.0000	0.0000	0.0000	0.0000	0.0000	0.0000	0.0000
	0.0000	0.0000	0.0000	0.0000	0.0000	0.0000	0.0000	0.0000	0.0000	0.0000	0.0000
	0.0000	0.0000	0.0000	0.0000	0.0000	0.0000	0.0000	0.0000	0.0000	0.0000	0.0000
	0.0000	0.9607	0.0393	0.0000	0.0000	0.0000	0.0000	0.0000	0.0000	0.0000	0.0000
	0.0000	0.0000	0.0000	0.0000	0.0000	0.0000	0.0000	0.0000	0.0000	0.0000	0.0000
	0.0000	0.0000	0.0000	0.0000	0.0000	0.0000	0.0000	0.0000	0.0000	0.0000	0.0000
	0.0000	0.0000	0.0000								
2001	1	5	2	0	1	38	38	7	0.0000	0.9401	0.0599
	0.0000	0.0000	0.0000	0.0000	0.0000	0.0000	0.0000	0.0000	0.0000	0.0000	0.0000
	0.0000	0.0000	0.0000	0.0000	0.0000	0.0000	0.0000	0.0000	0.0000	0.0000	0.0000
	0.0000	0.0000	0.0000	0.0000	0.0000	0.0000	0.0000	0.0000	0.0000	0.0000	0.0000
	0.0000	0.9401	0.0599	0.0000	0.0000	0.0000	0.0000	0.0000	0.0000	0.0000	0.0000
	0.0000	0.0000	0.0000	0.0000	0.0000	0.0000	0.0000	0.0000	0.0000	0.0000	0.0000
	0.0000	0.0000	0.0000	0.0000	0.0000	0.0000	0.0000	0.0000	0.0000	0.0000	0.0000
	0.0000	0.0000	0.0000								
2001	1	5	2	0	1	40	40	15	0.0000	0.2804	0.7196
	0.0000	0.0000	0.0000	0.0000	0.0000	0.0000	0.0000	0.0000	0.0000	0.0000	0.0000
	0.0000	0.0000	0.0000	0.0000	0.0000	0.0000	0.0000	0.0000	0.0000	0.0000	0.0000
	0.0000	0.0000	0.0000	0.0000	0.0000	0.0000	0.0000	0.0000	0.0000	0.0000	0.0000

	0.0000	0.2804	0.7196	0.0000	0.0000	0.0000	0.0000	0.0000	0.0000	0.0000	0.0000
	0.0000	0.0000	0.0000	0.0000	0.0000	0.0000	0.0000	0.0000	0.0000	0.0000	0.0000
	0.0000	0.0000	0.0000	0.0000	0.0000	0.0000	0.0000	0.0000	0.0000	0.0000	0.0000
	0.0000	0.0000	0.0000								
2001	1	5	2	0	1	42	42	9	0.0000	0.0820	0.9180
	0.0000	0.0000	0.0000	0.0000	0.0000	0.0000	0.0000	0.0000	0.0000	0.0000	0.0000
	0.0000	0.0000	0.0000	0.0000	0.0000	0.0000	0.0000	0.0000	0.0000	0.0000	0.0000
	0.0000	0.0000	0.0000	0.0000	0.0000	0.0000	0.0000	0.0000	0.0000	0.0000	0.0000
	0.0000	0.0820	0.9180	0.0000	0.0000	0.0000	0.0000	0.0000	0.0000	0.0000	0.0000
	0.0000	0.0000	0.0000	0.0000	0.0000	0.0000	0.0000	0.0000	0.0000	0.0000	0.0000
	0.0000	0.0000	0.0000	0.0000	0.0000	0.0000	0.0000	0.0000	0.0000	0.0000	0.0000
	0.0000	0.0000	0.0000								
2001	1	5	2	0	1	44	44	11	0.0000	0.1429	0.8057
	0.0514	0.0000	0.0000	0.0000	0.0000	0.0000	0.0000	0.0000	0.0000	0.0000	0.0000
	0.0000	0.0000	0.0000	0.0000	0.0000	0.0000	0.0000	0.0000	0.0000	0.0000	0.0000
	0.0000	0.0000	0.0000	0.0000	0.0000	0.0000	0.0000	0.0000	0.0000	0.0000	0.0000
	0.0000	0.1429	0.8057	0.0514	0.0000	0.0000	0.0000	0.0000	0.0000	0.0000	0.0000
	0.0000	0.0000	0.0000	0.0000	0.0000	0.0000	0.0000	0.0000	0.0000	0.0000	0.0000
	0.0000	0.0000	0.0000	0.0000	0.0000	0.0000	0.0000	0.0000	0.0000	0.0000	0.0000
	0.0000	0.0000	0.0000								
2001	1	5	2	0	1	46	46	7	0.0000	0.0000	0.8650
	0.1350	0.0000	0.0000	0.0000	0.0000	0.0000	0.0000	0.0000	0.0000	0.0000	0.0000
	0.0000	0.0000	0.0000	0.0000	0.0000	0.0000	0.0000	0.0000	0.0000	0.0000	0.0000
	0.0000	0.0000	0.0000	0.0000	0.0000	0.0000	0.0000	0.0000	0.0000	0.0000	0.0000
	0.0000	0.0000	0.8650	0.1350	0.0000	0.0000	0.0000	0.0000	0.0000	0.0000	0.0000
	0.0000	0.0000	0.0000	0.0000	0.0000	0.0000	0.0000	0.0000	0.0000	0.0000	0.0000
	0.0000	0.0000	0.0000	0.0000	0.0000	0.0000	0.0000	0.0000	0.0000	0.0000	0.0000
	0.0000	0.0000	0.0000								
2001	1	5	2	0	1	48	48	7	0.0000	0.0000	0.8579
	0.0851	0.0000	0.0000	0.0000	0.0000	0.0000	0.0000	0.0000	0.0570	0.0000	0.0000
	0.0000	0.0000	0.0000	0.0000	0.0000	0.0000	0.0000	0.0000	0.0000	0.0000	0.0000
	0.0000	0.0000	0.0000	0.0000	0.0000	0.0000	0.0000	0.0000	0.0000	0.0000	0.0000
	0.0000	0.0000	0.8579	0.0851	0.0000	0.0000	0.0000	0.0000	0.0000	0.0000	0.0000
	0.0570	0.0000	0.0000	0.0000	0.0000	0.0000	0.0000	0.0000	0.0000	0.0000	0.0000
	0.0000	0.0000	0.0000	0.0000	0.0000	0.0000	0.0000	0.0000	0.0000	0.0000	0.0000
	0.0000	0.0000	0.0000								
2001	1	5	2	0	1	50	50	10	0.0000	0.0000	0.0000
	0.2423	0.0607	0.0000	0.3593	0.0301	0.3076	0.0000	0.0000	0.0000	0.0000	0.0000
	0.0000	0.0000	0.0000	0.0000	0.0000	0.0000	0.0000	0.0000	0.0000	0.0000	0.0000
	0.0000	0.0000	0.0000	0.0000	0.0000	0.0000	0.0000	0.0000	0.0000	0.0000	0.0000
	0.0000	0.0000	0.0000	0.2423	0.0607	0.0000	0.3593	0.0301	0.3076	0.0000	0.0000
	0.0000	0.0000	0.0000	0.0000	0.0000	0.0000	0.0000	0.0000	0.0000	0.0000	0.0000
	0.0000	0.0000	0.0000	0.0000	0.0000	0.0000	0.0000	0.0000	0.0000	0.0000	0.0000
	0.0000	0.0000	0.0000								
2001	1	5	2	0	1	52	52	11	0.0000	0.0000	0.0000
	0.3124	0.0000	0.3155	0.3302	0.0000	0.0000	0.0000	0.0000	0.0000	0.0000	0.0000
	0.0419	0.0000	0.0000	0.0000	0.0000	0.0000	0.0000	0.0000	0.0000	0.0000	0.0000
	0.0000	0.0000	0.0000	0.0000	0.0000	0.0000	0.0000	0.0000	0.0000	0.0000	0.0000
	0.0000	0.0000	0.0000	0.3124	0.0000	0.3155	0.3302	0.0000	0.0000	0.0000	0.0000
	0.0000	0.0000	0.0000	0.0419	0.0000	0.0000	0.0000	0.0000	0.0000	0.0000	0.0000
	0.0000	0.0000	0.0000	0.0000	0.0000	0.0000	0.0000	0.0000	0.0000	0.0000	0.0000
	0.0000	0.0000	0.0000								
2001	1	5	2	0	1	54	54	12	0.0000	0.0000	0.0000
	0.1632	0.0000	0.4297	0.0527	0.2257	0.0917	0.0000	0.0000	0.0000	0.0000	0.0000
	0.0000	0.0000	0.0000	0.0370	0.0000	0.0000	0.0000	0.0000	0.0000	0.0000	0.0000
	0.0000	0.0000	0.0000	0.0000	0.0000	0.0000	0.0000	0.0000	0.0000	0.0000	0.0000
	0.0000	0.0000	0.0000	0.1632	0.0000	0.4297	0.0527	0.2257	0.0917	0.0000	0.0000
	0.0000	0.0000	0.0000	0.0000	0.0000	0.0000	0.0370	0.0000	0.0000	0.0000	0.0000
	0.0000	0.0000	0.0000	0.0000	0.0000	0.0000	0.0000	0.0000	0.0000	0.0000	0.0000
	0.0000	0.0000	0.0000								
2001	1	5	2	0	1	56	56	4	0.0000	0.0000	0.0000
	0.0000	0.0000	0.0000	0.4786	0.0000	0.2779	0.0000	0.0000	0.0000	0.0000	0.0000
	0.0000	0.0000	0.0000	0.0000	0.0000	0.0000	0.0000	0.0000	0.0000	0.0000	0.2436
	0.0000	0.0000	0.0000	0.0000	0.0000	0.0000	0.0000	0.0000	0.0000	0.0000	0.0000
	0.0000	0.0000	0.0000	0.0000	0.0000	0.0000	0.4786	0.0000	0.2779	0.0000	0.0000
	0.0000	0.0000	0.0000	0.0000	0.0000	0.0000	0.0000	0.0000	0.0000	0.0000	0.0000
	0.0000	0.0000	0.2436	0.0000	0.0000	0.0000	0.0000	0.0000	0.0000	0.0000	0.0000
	0.0000	0.0000	0.0000								
2001	1	5	2	0	1	58	58	10	0.0000	0.0000	0.0000
	0.0000	0.0000	0.0000	0.3221	0.0741	0.0290	0.0000	0.0000	0.1137	0.4297	0.0000

	0.0315	0.0000	0.0000	0.0000	0.0000	0.0000	0.0000	0.0000	0.0000	0.0000	0.0000
	0.0000	0.0000	0.0000	0.0000	0.0000	0.0000	0.0000	0.0000	0.0000	0.0000	0.0000
	0.0000	0.0000	0.0000	0.0000	0.0000	0.0000	0.3221	0.0741	0.0290	0.0000	0.0000
	0.1137	0.4297	0.0000	0.0315	0.0000	0.0000	0.0000	0.0000	0.0000	0.0000	0.0000
	0.0000	0.0000	0.0000	0.0000	0.0000	0.0000	0.0000	0.0000	0.0000	0.0000	0.0000
	0.0000	0.0000	0.0000								
2001	1	5	2	0	1	60	60	10	0.0000	0.0000	0.0000
	0.0000	0.0476	0.1522	0.3958	0.0903	0.1223	0.0000	0.0903	0.0000	0.0000	0.0000
	0.0000	0.0000	0.0000	0.0000	0.0000	0.0378	0.0000	0.0000	0.0000	0.0000	0.0000
	0.0000	0.0000	0.0000	0.0000	0.0000	0.0000	0.0637	0.0000	0.0000	0.0000	0.0000
	0.0000	0.0000	0.0000	0.0000	0.0476	0.1522	0.3958	0.0903	0.1223	0.0000	0.0903
	0.0000	0.0000	0.0000	0.0000	0.0000	0.0000	0.0000	0.0000	0.0378	0.0000	0.0000
	0.0000	0.0000	0.0000	0.0000	0.0000	0.0000	0.0000	0.0000	0.0000	0.0637	0.0000
	0.0000	0.0000	0.0000								
2001	1	5	2	0	1	62	62	9	0.0000	0.0000	0.0000
	0.0000	0.0000	0.0000	0.0000	0.0352	0.6238	0.0679	0.1023	0.1051	0.0000	0.0000
	0.0000	0.0315	0.0000	0.0000	0.0000	0.0000	0.0000	0.0000	0.0341	0.0000	0.0000
	0.0000	0.0000	0.0000	0.0000	0.0000	0.0000	0.0000	0.0000	0.0000	0.0000	0.0000
	0.0000	0.0000	0.0000	0.0000	0.0000	0.0000	0.0000	0.0352	0.6238	0.0679	0.1023
	0.1051	0.0000	0.0000	0.0000	0.0315	0.0000	0.0000	0.0000	0.0000	0.0000	0.0000
	0.0341	0.0000	0.0000	0.0000	0.0000	0.0000	0.0000	0.0000	0.0000	0.0000	0.0000
	0.0000	0.0000	0.0000								
2001	1	5	2	0	1	64	64	3	0.0000	0.0000	0.0000
	0.0000	0.0000	0.0000	0.0000	0.0000	0.0000	0.0000	0.2724	0.0000	0.0000	0.0000
	0.0000	0.7276	0.0000	0.0000	0.0000	0.0000	0.0000	0.0000	0.0000	0.0000	0.0000
	0.0000	0.0000	0.0000	0.0000	0.0000	0.0000	0.0000	0.0000	0.0000	0.0000	0.0000
	0.0000	0.0000	0.0000	0.0000	0.0000	0.0000	0.0000	0.0000	0.0000	0.0000	0.2724
	0.0000	0.0000	0.0000	0.0000	0.7276	0.0000	0.0000	0.0000	0.0000	0.0000	0.0000
	0.0000	0.0000	0.0000	0.0000	0.0000	0.0000	0.0000	0.0000	0.0000	0.0000	0.0000
	0.0000	0.0000	0.0000								
2001	1	5	2	0	1	66	66	1	0.0000	0.0000	0.0000
	0.0000	0.0000	0.0000	0.0000	0.0000	0.0000	0.0000	1.0000	0.0000	0.0000	0.0000
	0.0000	0.0000	0.0000	0.0000	0.0000	0.0000	0.0000	0.0000	0.0000	0.0000	0.0000
	0.0000	0.0000	0.0000	0.0000	0.0000	0.0000	0.0000	0.0000	0.0000	0.0000	0.0000
	0.0000	0.0000	0.0000	0.0000	0.0000	0.0000	0.0000	0.0000	0.0000	0.0000	1.0000
	0.0000	0.0000	0.0000	0.0000	0.0000	0.0000	0.0000	0.0000	0.0000	0.0000	0.0000
	0.0000	0.0000	0.0000	0.0000	0.0000	0.0000	0.0000	0.0000	0.0000	0.0000	0.0000
	0.0000	0.0000	0.0000								
2001	1	5	2	0	1	68	68	1	0.0000	0.0000	0.0000
	0.0000	0.0000	0.0000	0.0000	0.0000	0.0000	0.0000	0.0000	0.0000	0.0000	1.0000
	0.0000	0.0000	0.0000	0.0000	0.0000	0.0000	0.0000	0.0000	0.0000	0.0000	0.0000
	0.0000	0.0000	0.0000	0.0000	0.0000	0.0000	0.0000	0.0000	0.0000	0.0000	0.0000
	0.0000	0.0000	0.0000	0.0000	0.0000	0.0000	0.0000	0.0000	0.0000	0.0000	0.0000
	0.0000	0.0000	1.0000	0.0000	0.0000	0.0000	0.0000	0.0000	0.0000	0.0000	0.0000
	0.0000	0.0000	0.0000	0.0000	0.0000	0.0000	0.0000	0.0000	0.0000	0.0000	0.0000
	0.0000	0.0000	0.0000								
2001	1	5	2	0	1	70	70	2	0.0000	0.0000	0.0000
	0.0000	0.0000	0.0000	0.0000	0.0000	0.0000	0.0000	1.0000	0.0000	0.0000	0.0000
	0.0000	0.0000	0.0000	0.0000	0.0000	0.0000	0.0000	0.0000	0.0000	0.0000	0.0000
	0.0000	0.0000	0.0000	0.0000	0.0000	0.0000	0.0000	0.0000	0.0000	0.0000	0.0000
	0.0000	0.0000	0.0000	0.0000	0.0000	0.0000	0.0000	0.0000	0.0000	0.0000	1.0000
	0.0000	0.0000	0.0000	0.0000	0.0000	0.0000	0.0000	0.0000	0.0000	0.0000	0.0000
	0.0000	0.0000	0.0000	0.0000	0.0000	0.0000	0.0000	0.0000	0.0000	0.0000	0.0000
	0.0000	0.0000	0.0000								
2001	1	5	2	0	1	72	72	1	0.0000	0.0000	0.0000
	0.0000	0.0000	0.0000	0.0000	0.0000	0.0000	0.0000	0.0000	1.0000	0.0000	0.0000
	0.0000	0.0000	0.0000	0.0000	0.0000	0.0000	0.0000	0.0000	0.0000	0.0000	0.0000
	0.0000	0.0000	0.0000	0.0000	0.0000	0.0000	0.0000	0.0000	0.0000	0.0000	0.0000
	0.0000	0.0000	0.0000	0.0000	0.0000	0.0000	0.0000	0.0000	0.0000	0.0000	0.0000
	1.0000	0.0000	0.0000	0.0000	0.0000	0.0000	0.0000	0.0000	0.0000	0.0000	0.0000
	0.0000	0.0000	0.0000	0.0000	0.0000	0.0000	0.0000	0.0000	0.0000	0.0000	0.0000
	0.0000	0.0000	0.0000								
2004	1	5	2	0	1	34	34	4	0.0000	1.0000	0.0000
	0.0000	0.0000	0.0000	0.0000	0.0000	0.0000	0.0000	0.0000	0.0000	0.0000	0.0000
	0.0000	0.0000	0.0000	0.0000	0.0000	0.0000	0.0000	0.0000	0.0000	0.0000	0.0000
	0.0000	0.0000	0.0000	0.0000	0.0000	0.0000	0.0000	0.0000	0.0000	0.0000	0.0000
	0.0000	1.0000	0.0000	0.0000	0.0000	0.0000	0.0000	0.0000	0.0000	0.0000	0.0000
	0.0000	0.0000	0.0000	0.0000	0.0000	0.0000	0.0000	0.0000	0.0000	0.0000	0.0000
	0.0000	0.0000	0.0000	0.0000	0.0000	0.0000	0.0000	0.0000	0.0000	0.0000	0.0000
	0.0000	0.0000	0.0000								

2004	1	5	2	0	1	36	36	5	0.0000	1.0000	0.0000
	0.0000	0.0000	0.0000	0.0000	0.0000	0.0000	0.0000	0.0000	0.0000	0.0000	0.0000
	0.0000	0.0000	0.0000	0.0000	0.0000	0.0000	0.0000	0.0000	0.0000	0.0000	0.0000
	0.0000	0.0000	0.0000	0.0000	0.0000	0.0000	0.0000	0.0000	0.0000	0.0000	0.0000
	0.0000	1.0000	0.0000	0.0000	0.0000	0.0000	0.0000	0.0000	0.0000	0.0000	0.0000
	0.0000	0.0000	0.0000	0.0000	0.0000	0.0000	0.0000	0.0000	0.0000	0.0000	0.0000
	0.0000	0.0000	0.0000	0.0000	0.0000	0.0000	0.0000	0.0000	0.0000	0.0000	0.0000
	0.0000	0.0000	0.0000								
2004	1	5	2	0	1	38	38	6	0.0000	0.5280	0.4720
	0.0000	0.0000	0.0000	0.0000	0.0000	0.0000	0.0000	0.0000	0.0000	0.0000	0.0000
	0.0000	0.0000	0.0000	0.0000	0.0000	0.0000	0.0000	0.0000	0.0000	0.0000	0.0000
	0.0000	0.0000	0.0000	0.0000	0.0000	0.0000	0.0000	0.0000	0.0000	0.0000	0.0000
	0.0000	0.5280	0.4720	0.0000	0.0000	0.0000	0.0000	0.0000	0.0000	0.0000	0.0000
	0.0000	0.0000	0.0000	0.0000	0.0000	0.0000	0.0000	0.0000	0.0000	0.0000	0.0000
	0.0000	0.0000	0.0000	0.0000	0.0000	0.0000	0.0000	0.0000	0.0000	0.0000	0.0000
	0.0000	0.0000	0.0000								
2004	1	5	2	0	1	40	40	14	0.0000	0.1249	0.3304
	0.4431	0.1016	0.0000	0.0000	0.0000	0.0000	0.0000	0.0000	0.0000	0.0000	0.0000
	0.0000	0.0000	0.0000	0.0000	0.0000	0.0000	0.0000	0.0000	0.0000	0.0000	0.0000
	0.0000	0.0000	0.0000	0.0000	0.0000	0.0000	0.0000	0.0000	0.0000	0.0000	0.0000
	0.0000	0.1249	0.3304	0.4431	0.1016	0.0000	0.0000	0.0000	0.0000	0.0000	0.0000
	0.0000	0.0000	0.0000	0.0000	0.0000	0.0000	0.0000	0.0000	0.0000	0.0000	0.0000
	0.0000	0.0000	0.0000	0.0000	0.0000	0.0000	0.0000	0.0000	0.0000	0.0000	0.0000
	0.0000	0.0000	0.0000								
2004	1	5	2	0	1	42	42	11	0.0000	0.0000	0.9715
	0.0285	0.0000	0.0000	0.0000	0.0000	0.0000	0.0000	0.0000	0.0000	0.0000	0.0000
	0.0000	0.0000	0.0000	0.0000	0.0000	0.0000	0.0000	0.0000	0.0000	0.0000	0.0000
	0.0000	0.0000	0.0000	0.0000	0.0000	0.0000	0.0000	0.0000	0.0000	0.0000	0.0000
	0.0000	0.0000	0.9715	0.0285	0.0000	0.0000	0.0000	0.0000	0.0000	0.0000	0.0000
	0.0000	0.0000	0.0000	0.0000	0.0000	0.0000	0.0000	0.0000	0.0000	0.0000	0.0000
	0.0000	0.0000	0.0000	0.0000	0.0000	0.0000	0.0000	0.0000	0.0000	0.0000	0.0000
	0.0000	0.0000	0.0000								
2004	1	5	2	0	1	44	44	12	0.0000	0.0000	0.4923
	0.3094	0.1983	0.0000	0.0000	0.0000	0.0000	0.0000	0.0000	0.0000	0.0000	0.0000
	0.0000	0.0000	0.0000	0.0000	0.0000	0.0000	0.0000	0.0000	0.0000	0.0000	0.0000
	0.0000	0.0000	0.0000	0.0000	0.0000	0.0000	0.0000	0.0000	0.0000	0.0000	0.0000
	0.0000	0.0000	0.4923	0.3094	0.1983	0.0000	0.0000	0.0000	0.0000	0.0000	0.0000
	0.0000	0.0000	0.0000	0.0000	0.0000	0.0000	0.0000	0.0000	0.0000	0.0000	0.0000
	0.0000	0.0000	0.0000	0.0000	0.0000	0.0000	0.0000	0.0000	0.0000	0.0000	0.0000
	0.0000	0.0000	0.0000								
2004	1	5	2	0	1	46	46	20	0.0000	0.0000	0.6624
	0.0299	0.2830	0.0247	0.0000	0.0000	0.0000	0.0000	0.0000	0.0000	0.0000	0.0000
	0.0000	0.0000	0.0000	0.0000	0.0000	0.0000	0.0000	0.0000	0.0000	0.0000	0.0000
	0.0000	0.0000	0.0000	0.0000	0.0000	0.0000	0.0000	0.0000	0.0000	0.0000	0.0000
	0.0000	0.0000	0.6624	0.0299	0.2830	0.0247	0.0000	0.0000	0.0000	0.0000	0.0000
	0.0000	0.0000	0.0000	0.0000	0.0000	0.0000	0.0000	0.0000	0.0000	0.0000	0.0000
	0.0000	0.0000	0.0000	0.0000	0.0000	0.0000	0.0000	0.0000	0.0000	0.0000	0.0000
	0.0000	0.0000	0.0000								
2004	1	5	2	0	1	48	48	15	0.0000	0.0000	0.4545
	0.3725	0.1731	0.0000	0.0000	0.0000	0.0000	0.0000	0.0000	0.0000	0.0000	0.0000
	0.0000	0.0000	0.0000	0.0000	0.0000	0.0000	0.0000	0.0000	0.0000	0.0000	0.0000
	0.0000	0.0000	0.0000	0.0000	0.0000	0.0000	0.0000	0.0000	0.0000	0.0000	0.0000
	0.0000	0.0000	0.4545	0.3725	0.1731	0.0000	0.0000	0.0000	0.0000	0.0000	0.0000
	0.0000	0.0000	0.0000	0.0000	0.0000	0.0000	0.0000	0.0000	0.0000	0.0000	0.0000
	0.0000	0.0000	0.0000	0.0000	0.0000	0.0000	0.0000	0.0000	0.0000	0.0000	0.0000
	0.0000	0.0000	0.0000								
2004	1	5	2	0	1	50	50	43	0.0000	0.0000	0.0369
	0.4282	0.3823	0.1441	0.0085	0.0000	0.0000	0.0000	0.0000	0.0000	0.0000	0.0000
	0.0000	0.0000	0.0000	0.0000	0.0000	0.0000	0.0000	0.0000	0.0000	0.0000	0.0000
	0.0000	0.0000	0.0000	0.0000	0.0000	0.0000	0.0000	0.0000	0.0000	0.0000	0.0000
	0.0000	0.0000	0.0369	0.4282	0.3823	0.1441	0.0085	0.0000	0.0000	0.0000	0.0000
	0.0000	0.0000	0.0000	0.0000	0.0000	0.0000	0.0000	0.0000	0.0000	0.0000	0.0000
	0.0000	0.0000	0.0000	0.0000	0.0000	0.0000	0.0000	0.0000	0.0000	0.0000	0.0000
	0.0000	0.0000	0.0000								
2004	1	5	2	0	1	52	52	31	0.0000	0.0000	0.0423
	0.5218	0.3738	0.0621	0.0000	0.0000	0.0000	0.0000	0.0000	0.0000	0.0000	0.0000
	0.0000	0.0000	0.0000	0.0000	0.0000	0.0000	0.0000	0.0000	0.0000	0.0000	0.0000
	0.0000	0.0000	0.0000	0.0000	0.0000	0.0000	0.0000	0.0000	0.0000	0.0000	0.0000
	0.0000	0.0000	0.0423	0.5218	0.3738	0.0621	0.0000	0.0000	0.0000	0.0000	0.0000
	0.0000	0.0000	0.0000	0.0000	0.0000	0.0000	0.0000	0.0000	0.0000	0.0000	0.0000

```
        0.0000  0.0000  0.0000  0.0000  0.0000  0.0000  0.0000  0.0000  0.0000  0.0000  0.0000
        0.0000  0.0000  0.0000
2004    1       5       2       0       1       54      54      20      0.0000  0.0000  0.0000
        0.1266  0.5888  0.1296  0.1178  0.0000  0.0000  0.0373  0.0000  0.0000  0.0000  0.0000
        0.0000  0.0000  0.0000  0.0000  0.0000  0.0000  0.0000  0.0000  0.0000  0.0000  0.0000
        0.0000  0.0000  0.0000  0.0000  0.0000  0.0000  0.0000  0.0000  0.0000  0.0000  0.0000
        0.0000  0.0000  0.0000  0.1266  0.5888  0.1296  0.1178  0.0000  0.0000  0.0373  0.0000
        0.0000  0.0000  0.0000  0.0000  0.0000  0.0000  0.0000  0.0000  0.0000  0.0000  0.0000
        0.0000  0.0000  0.0000  0.0000  0.0000  0.0000  0.0000  0.0000  0.0000  0.0000  0.0000
        0.0000  0.0000  0.0000
2004    1       5       2       0       1       56      56      12      0.0000  0.0000  0.0000
        0.0090  0.7610  0.1559  0.0000  0.0000  0.0000  0.0000  0.0000  0.0000  0.0000  0.0000
        0.0000  0.0000  0.0000  0.0000  0.0000  0.0000  0.0000  0.0000  0.0000  0.0000  0.0000
        0.0000  0.0000  0.0000  0.0000  0.0000  0.0000  0.0000  0.0000  0.0000  0.0000  0.0741
        0.0000  0.0000  0.0000  0.0090  0.7610  0.1559  0.0000  0.0000  0.0000  0.0000  0.0000
        0.0000  0.0000  0.0000  0.0000  0.0000  0.0000  0.0000  0.0000  0.0000  0.0000  0.0000
        0.0000  0.0000  0.0000  0.0000  0.0000  0.0000  0.0000  0.0000  0.0000  0.0000  0.0000
        0.0000  0.0000  0.0741
2004    1       5       2       0       1       58      58      10      0.0000  0.0000  0.0000
        0.0000  0.3363  0.1882  0.0588  0.0000  0.0000  0.1009  0.0000  0.0000  0.0000  0.0000
        0.2275  0.0000  0.0000  0.0000  0.0000  0.0000  0.0000  0.0000  0.0000  0.0000  0.0000
        0.0000  0.0000  0.0000  0.0000  0.0000  0.0000  0.0000  0.0000  0.0000  0.0883  0.0000
        0.0000  0.0000  0.0000  0.0000  0.3363  0.1882  0.0588  0.0000  0.0000  0.1009  0.0000
        0.0000  0.0000  0.0000  0.2275  0.0000  0.0000  0.0000  0.0000  0.0000  0.0000  0.0000
        0.0000  0.0000  0.0000  0.0000  0.0000  0.0000  0.0000  0.0000  0.0000  0.0000  0.0000
        0.0000  0.0883  0.0000
2004    1       5       2       0       1       60      60      5       0.0000  0.0000  0.0000
        0.0000  0.6889  0.1482  0.0000  0.0000  0.0000  0.0000  0.0000  0.0000  0.1629  0.0000
        0.0000  0.0000  0.0000  0.0000  0.0000  0.0000  0.0000  0.0000  0.0000  0.0000  0.0000
        0.0000  0.0000  0.0000  0.0000  0.0000  0.0000  0.0000  0.0000  0.0000  0.0000  0.0000
        0.0000  0.0000  0.0000  0.0000  0.6889  0.1482  0.0000  0.0000  0.0000  0.0000  0.0000
        0.0000  0.1629  0.0000  0.0000  0.0000  0.0000  0.0000  0.0000  0.0000  0.0000  0.0000
        0.0000  0.0000  0.0000  0.0000  0.0000  0.0000  0.0000  0.0000  0.0000  0.0000  0.0000
        0.0000  0.0000  0.0000
2004    1       5       2       0       1       62      62      4       0.0000  0.0000  0.0000
        0.0000  0.1436  0.2242  0.0000  0.1995  0.0000  0.4327  0.0000  0.0000  0.0000  0.0000
        0.0000  0.0000  0.0000  0.0000  0.0000  0.0000  0.0000  0.0000  0.0000  0.0000  0.0000
        0.0000  0.0000  0.0000  0.0000  0.0000  0.0000  0.0000  0.0000  0.0000  0.0000  0.0000
        0.0000  0.0000  0.0000  0.0000  0.1436  0.2242  0.0000  0.1995  0.0000  0.4327  0.0000
        0.0000  0.0000  0.0000  0.0000  0.0000  0.0000  0.0000  0.0000  0.0000  0.0000  0.0000
        0.0000  0.0000  0.0000  0.0000  0.0000  0.0000  0.0000  0.0000  0.0000  0.0000  0.0000
        0.0000  0.0000  0.0000
2004    1       5       2       0       1       64      64      1       0.0000  0.0000  0.0000
        0.0000  0.0000  1.0000  0.0000  0.0000  0.0000  0.0000  0.0000  0.0000  0.0000  0.0000
        0.0000  0.0000  0.0000  0.0000  0.0000  0.0000  0.0000  0.0000  0.0000  0.0000  0.0000
        0.0000  0.0000  0.0000  0.0000  0.0000  0.0000  0.0000  0.0000  0.0000  0.0000  0.0000
        0.0000  0.0000  0.0000  0.0000  0.0000  1.0000  0.0000  0.0000  0.0000  0.0000  0.0000
        0.0000  0.0000  0.0000  0.0000  0.0000  0.0000  0.0000  0.0000  0.0000  0.0000  0.0000
        0.0000  0.0000  0.0000  0.0000  0.0000  0.0000  0.0000  0.0000  0.0000  0.0000  0.0000
        0.0000  0.0000  0.0000
2004    1       5       2       0       1       66      66      1       0.0000  0.0000  0.0000
        0.0000  0.0000  0.0000  0.0000  0.0000  0.0000  0.0000  1.0000  0.0000  0.0000  0.0000
        0.0000  0.0000  0.0000  0.0000  0.0000  0.0000  0.0000  0.0000  0.0000  0.0000  0.0000
        0.0000  0.0000  0.0000  0.0000  0.0000  0.0000  0.0000  0.0000  0.0000  0.0000  0.0000
        0.0000  0.0000  0.0000  0.0000  0.0000  0.0000  0.0000  0.0000  0.0000  0.0000  1.0000
        0.0000  0.0000  0.0000  0.0000  0.0000  0.0000  0.0000  0.0000  0.0000  0.0000  0.0000
        0.0000  0.0000  0.0000  0.0000  0.0000  0.0000  0.0000  0.0000  0.0000  0.0000  0.0000
        0.0000  0.0000  0.0000
2004    1       5       2       0       1       70      70      1       0.0000  0.0000  0.0000
        0.0000  0.0000  0.0000  1.0000  0.0000  0.0000  0.0000  0.0000  0.0000  0.0000  0.0000
        0.0000  0.0000  0.0000  0.0000  0.0000  0.0000  0.0000  0.0000  0.0000  0.0000  0.0000
        0.0000  0.0000  0.0000  0.0000  0.0000  0.0000  0.0000  0.0000  0.0000  0.0000  0.0000
        0.0000  0.0000  0.0000  0.0000  0.0000  0.0000  1.0000  0.0000  0.0000  0.0000  0.0000
        0.0000  0.0000  0.0000  0.0000  0.0000  0.0000  0.0000  0.0000  0.0000  0.0000  0.0000
        0.0000  0.0000  0.0000  0.0000  0.0000  0.0000  0.0000  0.0000  0.0000  0.0000  0.0000
        0.0000  0.0000  0.0000
# Late AKSHLF Females updated for 2011 (N=104)
1995    1       5       1       0       1       26      26      1       1.0000  0.0000  0.0000
        0.0000  0.0000  0.0000  0.0000  0.0000  0.0000  0.0000  0.0000  0.0000  0.0000  0.0000
        0.0000  0.0000  0.0000  0.0000  0.0000  0.0000  0.0000  0.0000  0.0000  0.0000  0.0000
```

	0.0000	0.0000	0.0000	0.0000	0.0000	0.0000	0.0000	0.0000	0.0000	0.0000	0.0000
	0.0000	1.0000	0.0000	0.0000	0.0000	0.0000	0.0000	0.0000	0.0000	0.0000	0.0000
	0.0000	0.0000	0.0000	0.0000	0.0000	0.0000	0.0000	0.0000	0.0000	0.0000	0.0000
	0.0000	0.0000	0.0000	0.0000	0.0000	0.0000	0.0000	0.0000	0.0000	0.0000	0.0000
	0.0000	0.0000	0.0000								
1995	1	5	1	0	1	28	28	2	1.0000	0.0000	0.0000
	0.0000	0.0000	0.0000	0.0000	0.0000	0.0000	0.0000	0.0000	0.0000	0.0000	0.0000
	0.0000	0.0000	0.0000	0.0000	0.0000	0.0000	0.0000	0.0000	0.0000	0.0000	0.0000
	0.0000	0.0000	0.0000	0.0000	0.0000	0.0000	0.0000	0.0000	0.0000	0.0000	0.0000
	0.0000	1.0000	0.0000	0.0000	0.0000	0.0000	0.0000	0.0000	0.0000	0.0000	0.0000
	0.0000	0.0000	0.0000	0.0000	0.0000	0.0000	0.0000	0.0000	0.0000	0.0000	0.0000
	0.0000	0.0000	0.0000	0.0000	0.0000	0.0000	0.0000	0.0000	0.0000	0.0000	0.0000
	0.0000	0.0000	0.0000								
1995	1	5	1	0	1	30	30	2	0.0000	1.0000	0.0000
	0.0000	0.0000	0.0000	0.0000	0.0000	0.0000	0.0000	0.0000	0.0000	0.0000	0.0000
	0.0000	0.0000	0.0000	0.0000	0.0000	0.0000	0.0000	0.0000	0.0000	0.0000	0.0000
	0.0000	0.0000	0.0000	0.0000	0.0000	0.0000	0.0000	0.0000	0.0000	0.0000	0.0000
	0.0000	1.0000	0.0000	0.0000	0.0000	0.0000	0.0000	0.0000	0.0000	0.0000	0.0000
	0.0000	0.0000	0.0000	0.0000	0.0000	0.0000	0.0000	0.0000	0.0000	0.0000	0.0000
	0.0000	0.0000	0.0000	0.0000	0.0000	0.0000	0.0000	0.0000	0.0000	0.0000	0.0000
	0.0000	0.0000	0.0000								
1995	1	5	1	0	1	32	32	2	0.0000	1.0000	0.0000
	0.0000	0.0000	0.0000	0.0000	0.0000	0.0000	0.0000	0.0000	0.0000	0.0000	0.0000
	0.0000	0.0000	0.0000	0.0000	0.0000	0.0000	0.0000	0.0000	0.0000	0.0000	0.0000
	0.0000	0.0000	0.0000	0.0000	0.0000	0.0000	0.0000	0.0000	0.0000	0.0000	0.0000
	0.0000	1.0000	0.0000	0.0000	0.0000	0.0000	0.0000	0.0000	0.0000	0.0000	0.0000
	0.0000	0.0000	0.0000	0.0000	0.0000	0.0000	0.0000	0.0000	0.0000	0.0000	0.0000
	0.0000	0.0000	0.0000	0.0000	0.0000	0.0000	0.0000	0.0000	0.0000	0.0000	0.0000
	0.0000	0.0000	0.0000								
1995	1	5	1	0	1	34	34	8	0.0000	0.3583	0.6417
	0.0000	0.0000	0.0000	0.0000	0.0000	0.0000	0.0000	0.0000	0.0000	0.0000	0.0000
	0.0000	0.0000	0.0000	0.0000	0.0000	0.0000	0.0000	0.0000	0.0000	0.0000	0.0000
	0.0000	0.0000	0.0000	0.0000	0.0000	0.0000	0.0000	0.0000	0.0000	0.0000	0.0000
	0.0000	0.3583	0.6417	0.0000	0.0000	0.0000	0.0000	0.0000	0.0000	0.0000	0.0000
	0.0000	0.0000	0.0000	0.0000	0.0000	0.0000	0.0000	0.0000	0.0000	0.0000	0.0000
	0.0000	0.0000	0.0000	0.0000	0.0000	0.0000	0.0000	0.0000	0.0000	0.0000	0.0000
	0.0000	0.0000	0.0000								
1995	1	5	1	0	1	36	36	10	0.0000	0.9653	0.0347
	0.0000	0.0000	0.0000	0.0000	0.0000	0.0000	0.0000	0.0000	0.0000	0.0000	0.0000
	0.0000	0.0000	0.0000	0.0000	0.0000	0.0000	0.0000	0.0000	0.0000	0.0000	0.0000
	0.0000	0.0000	0.0000	0.0000	0.0000	0.0000	0.0000	0.0000	0.0000	0.0000	0.0000
	0.0000	0.9653	0.0347	0.0000	0.0000	0.0000	0.0000	0.0000	0.0000	0.0000	0.0000
	0.0000	0.0000	0.0000	0.0000	0.0000	0.0000	0.0000	0.0000	0.0000	0.0000	0.0000
	0.0000	0.0000	0.0000	0.0000	0.0000	0.0000	0.0000	0.0000	0.0000	0.0000	0.0000
	0.0000	0.0000	0.0000								
1995	1	5	1	0	1	38	38	9	0.0000	0.4591	0.4173
	0.1237	0.0000	0.0000	0.0000	0.0000	0.0000	0.0000	0.0000	0.0000	0.0000	0.0000
	0.0000	0.0000	0.0000	0.0000	0.0000	0.0000	0.0000	0.0000	0.0000	0.0000	0.0000
	0.0000	0.0000	0.0000	0.0000	0.0000	0.0000	0.0000	0.0000	0.0000	0.0000	0.0000
	0.0000	0.4591	0.4173	0.1237	0.0000	0.0000	0.0000	0.0000	0.0000	0.0000	0.0000
	0.0000	0.0000	0.0000	0.0000	0.0000	0.0000	0.0000	0.0000	0.0000	0.0000	0.0000
	0.0000	0.0000	0.0000	0.0000	0.0000	0.0000	0.0000	0.0000	0.0000	0.0000	0.0000
	0.0000	0.0000	0.0000								
1995	1	5	1	0	1	40	40	7	0.0000	0.3261	0.6739
	0.0000	0.0000	0.0000	0.0000	0.0000	0.0000	0.0000	0.0000	0.0000	0.0000	0.0000
	0.0000	0.0000	0.0000	0.0000	0.0000	0.0000	0.0000	0.0000	0.0000	0.0000	0.0000
	0.0000	0.0000	0.0000	0.0000	0.0000	0.0000	0.0000	0.0000	0.0000	0.0000	0.0000
	0.0000	0.3261	0.6739	0.0000	0.0000	0.0000	0.0000	0.0000	0.0000	0.0000	0.0000
	0.0000	0.0000	0.0000	0.0000	0.0000	0.0000	0.0000	0.0000	0.0000	0.0000	0.0000
	0.0000	0.0000	0.0000	0.0000	0.0000	0.0000	0.0000	0.0000	0.0000	0.0000	0.0000
	0.0000	0.0000	0.0000								
1995	1	5	1	0	1	42	42	8	0.0000	0.3860	0.6091
	0.0049	0.0000	0.0000	0.0000	0.0000	0.0000	0.0000	0.0000	0.0000	0.0000	0.0000
	0.0000	0.0000	0.0000	0.0000	0.0000	0.0000	0.0000	0.0000	0.0000	0.0000	0.0000
	0.0000	0.0000	0.0000	0.0000	0.0000	0.0000	0.0000	0.0000	0.0000	0.0000	0.0000
	0.0000	0.3860	0.6091	0.0049	0.0000	0.0000	0.0000	0.0000	0.0000	0.0000	0.0000
	0.0000	0.0000	0.0000	0.0000	0.0000	0.0000	0.0000	0.0000	0.0000	0.0000	0.0000
	0.0000	0.0000	0.0000	0.0000	0.0000	0.0000	0.0000	0.0000	0.0000	0.0000	0.0000
	0.0000	0.0000	0.0000								

1995	1	5	1	0	1	44	44	6	0.0000	0.0000	0.7719
	0.1086	0.0592	0.0603	0.0000	0.0000	0.0000	0.0000	0.0000	0.0000	0.0000	0.0000
	0.0000	0.0000	0.0000	0.0000	0.0000	0.0000	0.0000	0.0000	0.0000	0.0000	0.0000
	0.0000	0.0000	0.0000	0.0000	0.0000	0.0000	0.0000	0.0000	0.0000	0.0000	0.0000
	0.0000	0.0000	0.7719	0.1086	0.0592	0.0603	0.0000	0.0000	0.0000	0.0000	0.0000
	0.0000	0.0000	0.0000	0.0000	0.0000	0.0000	0.0000	0.0000	0.0000	0.0000	0.0000
	0.0000	0.0000	0.0000	0.0000	0.0000	0.0000	0.0000	0.0000	0.0000	0.0000	0.0000
	0.0000	0.0000	0.0000								
1995	1	5	1	0	1	46	46	10	0.0000	0.0200	0.2182
	0.5638	0.0107	0.0000	0.0188	0.0000	0.1686	0.0000	0.0000	0.0000	0.0000	0.0000
	0.0000	0.0000	0.0000	0.0000	0.0000	0.0000	0.0000	0.0000	0.0000	0.0000	0.0000
	0.0000	0.0000	0.0000	0.0000	0.0000	0.0000	0.0000	0.0000	0.0000	0.0000	0.0000
	0.0000	0.0200	0.2182	0.5638	0.0107	0.0000	0.0188	0.0000	0.1686	0.0000	0.0000
	0.0000	0.0000	0.0000	0.0000	0.0000	0.0000	0.0000	0.0000	0.0000	0.0000	0.0000
	0.0000	0.0000	0.0000	0.0000	0.0000	0.0000	0.0000	0.0000	0.0000	0.0000	0.0000
	0.0000	0.0000	0.0000								
1995	1	5	1	0	1	48	48	11	0.0000	0.0000	0.0611
	0.7160	0.0609	0.1621	0.0000	0.0000	0.0000	0.0000	0.0000	0.0000	0.0000	0.0000
	0.0000	0.0000	0.0000	0.0000	0.0000	0.0000	0.0000	0.0000	0.0000	0.0000	0.0000
	0.0000	0.0000	0.0000	0.0000	0.0000	0.0000	0.0000	0.0000	0.0000	0.0000	0.0000
	0.0000	0.0000	0.0611	0.7160	0.0609	0.1621	0.0000	0.0000	0.0000	0.0000	0.0000
	0.0000	0.0000	0.0000	0.0000	0.0000	0.0000	0.0000	0.0000	0.0000	0.0000	0.0000
	0.0000	0.0000	0.0000	0.0000	0.0000	0.0000	0.0000	0.0000	0.0000	0.0000	0.0000
	0.0000	0.0000	0.0000								
1995	1	5	1	0	1	50	50	7	0.0000	0.0000	0.0785
	0.2483	0.2987	0.1340	0.0000	0.1202	0.1202	0.0000	0.0000	0.0000	0.0000	0.0000
	0.0000	0.0000	0.0000	0.0000	0.0000	0.0000	0.0000	0.0000	0.0000	0.0000	0.0000
	0.0000	0.0000	0.0000	0.0000	0.0000	0.0000	0.0000	0.0000	0.0000	0.0000	0.0000
	0.0000	0.0000	0.0785	0.2483	0.2987	0.1340	0.0000	0.1202	0.1202	0.0000	0.0000
	0.0000	0.0000	0.0000	0.0000	0.0000	0.0000	0.0000	0.0000	0.0000	0.0000	0.0000
	0.0000	0.0000	0.0000	0.0000	0.0000	0.0000	0.0000	0.0000	0.0000	0.0000	0.0000
	0.0000	0.0000	0.0000								
1995	1	5	1	0	1	52	52	10	0.0000	0.0000	0.0000
	0.1074	0.3338	0.2445	0.3026	0.0000	0.0000	0.0000	0.0117	0.0000	0.0000	0.0000
	0.0000	0.0000	0.0000	0.0000	0.0000	0.0000	0.0000	0.0000	0.0000	0.0000	0.0000
	0.0000	0.0000	0.0000	0.0000	0.0000	0.0000	0.0000	0.0000	0.0000	0.0000	0.0000
	0.0000	0.0000	0.0000	0.1074	0.3338	0.2445	0.3026	0.0000	0.0000	0.0000	0.0117
	0.0000	0.0000	0.0000	0.0000	0.0000	0.0000	0.0000	0.0000	0.0000	0.0000	0.0000
	0.0000	0.0000	0.0000	0.0000	0.0000	0.0000	0.0000	0.0000	0.0000	0.0000	0.0000
	0.0000	0.0000	0.0000								
1995	1	5	1	0	1	54	54	7	0.0000	0.0000	0.0123
	0.5674	0.0112	0.0112	0.0732	0.0139	0.3108	0.0000	0.0000	0.0000	0.0000	0.0000
	0.0000	0.0000	0.0000	0.0000	0.0000	0.0000	0.0000	0.0000	0.0000	0.0000	0.0000
	0.0000	0.0000	0.0000	0.0000	0.0000	0.0000	0.0000	0.0000	0.0000	0.0000	0.0000
	0.0000	0.0000	0.0123	0.5674	0.0112	0.0112	0.0732	0.0139	0.3108	0.0000	0.0000
	0.0000	0.0000	0.0000	0.0000	0.0000	0.0000	0.0000	0.0000	0.0000	0.0000	0.0000
	0.0000	0.0000	0.0000	0.0000	0.0000	0.0000	0.0000	0.0000	0.0000	0.0000	0.0000
	0.0000	0.0000	0.0000								
1995	1	5	1	0	1	56	56	12	0.0000	0.0000	0.0000
	0.0000	0.0568	0.7399	0.0787	0.1173	0.0000	0.0073	0.0000	0.0000	0.0000	0.0000
	0.0000	0.0000	0.0000	0.0000	0.0000	0.0000	0.0000	0.0000	0.0000	0.0000	0.0000
	0.0000	0.0000	0.0000	0.0000	0.0000	0.0000	0.0000	0.0000	0.0000	0.0000	0.0000
	0.0000	0.0000	0.0000	0.0000	0.0568	0.7399	0.0787	0.1173	0.0000	0.0073	0.0000
	0.0000	0.0000	0.0000	0.0000	0.0000	0.0000	0.0000	0.0000	0.0000	0.0000	0.0000
	0.0000	0.0000	0.0000	0.0000	0.0000	0.0000	0.0000	0.0000	0.0000	0.0000	0.0000
	0.0000	0.0000	0.0000								
1995	1	5	1	0	1	58	58	7	0.0000	0.0000	0.0000
	0.0000	0.0417	0.5946	0.1102	0.2328	0.0000	0.0104	0.0000	0.0000	0.0000	0.0000
	0.0000	0.0000	0.0000	0.0000	0.0104	0.0000	0.0000	0.0000	0.0000	0.0000	0.0000
	0.0000	0.0000	0.0000	0.0000	0.0000	0.0000	0.0000	0.0000	0.0000	0.0000	0.0000
	0.0000	0.0000	0.0000	0.0000	0.0417	0.5946	0.1102	0.2328	0.0000	0.0104	0.0000
	0.0000	0.0000	0.0000	0.0000	0.0000	0.0000	0.0000	0.0104	0.0000	0.0000	0.0000
	0.0000	0.0000	0.0000	0.0000	0.0000	0.0000	0.0000	0.0000	0.0000	0.0000	0.0000
	0.0000	0.0000	0.0000								
1995	1	5	1	0	1	60	60	9	0.0000	0.0000	0.1883
	0.0000	0.6956	0.0224	0.0263	0.0490	0.0075	0.0000	0.0110	0.0000	0.0000	0.0000
	0.0000	0.0000	0.0000	0.0000	0.0000	0.0000	0.0000	0.0000	0.0000	0.0000	0.0000
	0.0000	0.0000	0.0000	0.0000	0.0000	0.0000	0.0000	0.0000	0.0000	0.0000	0.0000
	0.0000	0.0000	0.1883	0.0000	0.6956	0.0224	0.0263	0.0490	0.0075	0.0000	0.0110
	0.0000	0.0000	0.0000	0.0000	0.0000	0.0000	0.0000	0.0000	0.0000	0.0000	0.0000

	0.0000	0.0000	0.0000	0.0000	0.0000	0.0000	0.0000	0.0000	0.0000	0.0000	0.0000
	0.0000	0.0000	0.0000								
1995	1	5	1	0	1	62	62	5	0.0000	0.0000	0.0000
	0.0000	0.0221	0.1862	0.0155	0.0000	0.0000	0.7381	0.0000	0.0000	0.0381	0.0000
	0.0000	0.0000	0.0000	0.0000	0.0000	0.0000	0.0000	0.0000	0.0000	0.0000	0.0000
	0.0000	0.0000	0.0000	0.0000	0.0000	0.0000	0.0000	0.0000	0.0000	0.0000	0.0000
	0.0000	0.0000	0.0000	0.0000	0.0221	0.1862	0.0155	0.0000	0.0000	0.7381	0.0000
	0.0000	0.0381	0.0000	0.0000	0.0000	0.0000	0.0000	0.0000	0.0000	0.0000	0.0000
	0.0000	0.0000	0.0000	0.0000	0.0000	0.0000	0.0000	0.0000	0.0000	0.0000	0.0000
	0.0000	0.0000	0.0000								
1995	1	5	1	0	1	64	64	1	0.0000	0.0000	0.0000
	0.0000	0.0000	0.0000	0.0000	0.0000	0.0000	0.0000	0.0000	0.0000	0.0000	0.0000
	0.0000	0.0000	1.0000	0.0000	0.0000	0.0000	0.0000	0.0000	0.0000	0.0000	0.0000
	0.0000	0.0000	0.0000	0.0000	0.0000	0.0000	0.0000	0.0000	0.0000	0.0000	0.0000
	0.0000	0.0000	0.0000	0.0000	0.0000	0.0000	0.0000	0.0000	0.0000	0.0000	0.0000
	0.0000	0.0000	0.0000	0.0000	0.0000	1.0000	0.0000	0.0000	0.0000	0.0000	0.0000
	0.0000	0.0000	0.0000	0.0000	0.0000	0.0000	0.0000	0.0000	0.0000	0.0000	0.0000
	0.0000	0.0000	0.0000								
1995	1	5	1	0	1	66	66	4	0.0000	0.0000	0.0000
	0.0000	0.0000	0.9679	0.0072	0.0032	0.0000	0.0000	0.0000	0.0000	0.0218	0.0000
	0.0000	0.0000	0.0000	0.0000	0.0000	0.0000	0.0000	0.0000	0.0000	0.0000	0.0000
	0.0000	0.0000	0.0000	0.0000	0.0000	0.0000	0.0000	0.0000	0.0000	0.0000	0.0000
	0.0000	0.0000	0.0000	0.0000	0.0000	0.9679	0.0072	0.0032	0.0000	0.0000	0.0000
	0.0000	0.0218	0.0000	0.0000	0.0000	0.0000	0.0000	0.0000	0.0000	0.0000	0.0000
	0.0000	0.0000	0.0000	0.0000	0.0000	0.0000	0.0000	0.0000	0.0000	0.0000	0.0000
	0.0000	0.0000	0.0000								
1995	1	5	1	0	1	68	68	2	0.0000	0.0000	0.0000
	0.0000	0.0000	0.0000	0.5891	0.0000	0.0000	0.0000	0.0000	0.0000	0.0000	0.0000
	0.0000	0.0000	0.0000	0.0000	0.0000	0.0000	0.0000	0.0000	0.0000	0.0000	0.0000
	0.0000	0.0000	0.4109	0.0000	0.0000	0.0000	0.0000	0.0000	0.0000	0.0000	0.0000
	0.0000	0.0000	0.0000	0.0000	0.0000	0.0000	0.5891	0.0000	0.0000	0.0000	0.0000
	0.0000	0.0000	0.0000	0.0000	0.0000	0.0000	0.0000	0.0000	0.0000	0.0000	0.0000
	0.0000	0.0000	0.0000	0.0000	0.0000	0.4109	0.0000	0.0000	0.0000	0.0000	0.0000
	0.0000	0.0000	0.0000								
1995	1	5	1	0	1	72	72	1	0.0000	0.0000	0.0000
	0.0000	0.0000	0.0000	0.0000	1.0000	0.0000	0.0000	0.0000	0.0000	0.0000	0.0000
	0.0000	0.0000	0.0000	0.0000	0.0000	0.0000	0.0000	0.0000	0.0000	0.0000	0.0000
	0.0000	0.0000	0.0000	0.0000	0.0000	0.0000	0.0000	0.0000	0.0000	0.0000	0.0000
	0.0000	0.0000	0.0000	0.0000	0.0000	0.0000	0.0000	1.0000	0.0000	0.0000	0.0000
	0.0000	0.0000	0.0000	0.0000	0.0000	0.0000	0.0000	0.0000	0.0000	0.0000	0.0000
	0.0000	0.0000	0.0000	0.0000	0.0000	0.0000	0.0000	0.0000	0.0000	0.0000	0.0000
	0.0000	0.0000	0.0000								
1995	1	5	1	0	1	76	76	3	0.0000	0.0000	0.0000
	0.0000	0.0000	0.0000	0.0000	0.0000	0.0000	0.0000	0.0000	0.0000	0.0000	0.3915
	0.0000	0.0000	0.5608	0.0000	0.0000	0.0000	0.0000	0.0000	0.0000	0.0000	0.0000
	0.0000	0.0000	0.0000	0.0000	0.0000	0.0000	0.0000	0.0000	0.0477	0.0000	0.0000
	0.0000	0.0000	0.0000	0.0000	0.0000	0.0000	0.0000	0.0000	0.0000	0.0000	0.0000
	0.0000	0.0000	0.3915	0.0000	0.0000	0.5608	0.0000	0.0000	0.0000	0.0000	0.0000
	0.0000	0.0000	0.0000	0.0000	0.0000	0.0000	0.0000	0.0000	0.0000	0.0000	0.0000
	0.0477	0.0000	0.0000								
1995	1	5	1	0	1	78	78	1	0.0000	0.0000	0.0000
	0.0000	0.0000	0.0000	0.0000	0.0000	0.0000	0.0000	0.0000	0.0000	1.0000	0.0000
	0.0000	0.0000	0.0000	0.0000	0.0000	0.0000	0.0000	0.0000	0.0000	0.0000	0.0000
	0.0000	0.0000	0.0000	0.0000	0.0000	0.0000	0.0000	0.0000	0.0000	0.0000	0.0000
	0.0000	0.0000	0.0000	0.0000	0.0000	0.0000	0.0000	0.0000	0.0000	0.0000	0.0000
	0.0000	1.0000	0.0000	0.0000	0.0000	0.0000	0.0000	0.0000	0.0000	0.0000	0.0000
	0.0000	0.0000	0.0000	0.0000	0.0000	0.0000	0.0000	0.0000	0.0000	0.0000	0.0000
	0.0000	0.0000	0.0000								
1998	1	5	1	0	1	34	34	2	0.0000	1.0000	0.0000
	0.0000	0.0000	0.0000	0.0000	0.0000	0.0000	0.0000	0.0000	0.0000	0.0000	0.0000
	0.0000	0.0000	0.0000	0.0000	0.0000	0.0000	0.0000	0.0000	0.0000	0.0000	0.0000
	0.0000	0.0000	0.0000	0.0000	0.0000	0.0000	0.0000	0.0000	0.0000	0.0000	0.0000
	0.0000	1.0000	0.0000	0.0000	0.0000	0.0000	0.0000	0.0000	0.0000	0.0000	0.0000
	0.0000	0.0000	0.0000	0.0000	0.0000	0.0000	0.0000	0.0000	0.0000	0.0000	0.0000
	0.0000	0.0000	0.0000	0.0000	0.0000	0.0000	0.0000	0.0000	0.0000	0.0000	0.0000
	0.0000	0.0000	0.0000								
1998	1	5	1	0	1	36	36	1	0.0000	0.0000	1.0000
	0.0000	0.0000	0.0000	0.0000	0.0000	0.0000	0.0000	0.0000	0.0000	0.0000	0.0000
	0.0000	0.0000	0.0000	0.0000	0.0000	0.0000	0.0000	0.0000	0.0000	0.0000	0.0000
	0.0000	0.0000	0.0000	0.0000	0.0000	0.0000	0.0000	0.0000	0.0000	0.0000	0.0000

	0.0000	0.0000	1.0000	0.0000	0.0000	0.0000	0.0000	0.0000	0.0000	0.0000	0.0000
	0.0000	0.0000	0.0000	0.0000	0.0000	0.0000	0.0000	0.0000	0.0000	0.0000	0.0000
	0.0000	0.0000	0.0000	0.0000	0.0000	0.0000	0.0000	0.0000	0.0000	0.0000	0.0000
	0.0000	0.0000	0.0000								
1998	1	5	1	0	1	38	38	2	0.0000	0.0000	1.0000
	0.0000	0.0000	0.0000	0.0000	0.0000	0.0000	0.0000	0.0000	0.0000	0.0000	0.0000
	0.0000	0.0000	0.0000	0.0000	0.0000	0.0000	0.0000	0.0000	0.0000	0.0000	0.0000
	0.0000	0.0000	0.0000	0.0000	0.0000	0.0000	0.0000	0.0000	0.0000	0.0000	0.0000
	0.0000	0.0000	1.0000	0.0000	0.0000	0.0000	0.0000	0.0000	0.0000	0.0000	0.0000
	0.0000	0.0000	0.0000	0.0000	0.0000	0.0000	0.0000	0.0000	0.0000	0.0000	0.0000
	0.0000	0.0000	0.0000	0.0000	0.0000	0.0000	0.0000	0.0000	0.0000	0.0000	0.0000
	0.0000	0.0000	0.0000								
1998	1	5	1	0	1	40	40	1	0.0000	1.0000	0.0000
	0.0000	0.0000	0.0000	0.0000	0.0000	0.0000	0.0000	0.0000	0.0000	0.0000	0.0000
	0.0000	0.0000	0.0000	0.0000	0.0000	0.0000	0.0000	0.0000	0.0000	0.0000	0.0000
	0.0000	0.0000	0.0000	0.0000	0.0000	0.0000	0.0000	0.0000	0.0000	0.0000	0.0000
	0.0000	1.0000	0.0000	0.0000	0.0000	0.0000	0.0000	0.0000	0.0000	0.0000	0.0000
	0.0000	0.0000	0.0000	0.0000	0.0000	0.0000	0.0000	0.0000	0.0000	0.0000	0.0000
	0.0000	0.0000	0.0000	0.0000	0.0000	0.0000	0.0000	0.0000	0.0000	0.0000	0.0000
	0.0000	0.0000	0.0000								
1998	1	5	1	0	1	42	42	5	0.0000	0.1268	0.0000
	0.4346	0.4386	0.0000	0.0000	0.0000	0.0000	0.0000	0.0000	0.0000	0.0000	0.0000
	0.0000	0.0000	0.0000	0.0000	0.0000	0.0000	0.0000	0.0000	0.0000	0.0000	0.0000
	0.0000	0.0000	0.0000	0.0000	0.0000	0.0000	0.0000	0.0000	0.0000	0.0000	0.0000
	0.0000	0.1268	0.0000	0.4346	0.4386	0.0000	0.0000	0.0000	0.0000	0.0000	0.0000
	0.0000	0.0000	0.0000	0.0000	0.0000	0.0000	0.0000	0.0000	0.0000	0.0000	0.0000
	0.0000	0.0000	0.0000	0.0000	0.0000	0.0000	0.0000	0.0000	0.0000	0.0000	0.0000
	0.0000	0.0000	0.0000								
1998	1	5	1	0	1	44	44	10	0.0000	0.0000	0.2969
	0.6987	0.0000	0.0000	0.0000	0.0044	0.0000	0.0000	0.0000	0.0000	0.0000	0.0000
	0.0000	0.0000	0.0000	0.0000	0.0000	0.0000	0.0000	0.0000	0.0000	0.0000	0.0000
	0.0000	0.0000	0.0000	0.0000	0.0000	0.0000	0.0000	0.0000	0.0000	0.0000	0.0000
	0.0000	0.0000	0.2969	0.6987	0.0000	0.0000	0.0000	0.0044	0.0000	0.0000	0.0000
	0.0000	0.0000	0.0000	0.0000	0.0000	0.0000	0.0000	0.0000	0.0000	0.0000	0.0000
	0.0000	0.0000	0.0000	0.0000	0.0000	0.0000	0.0000	0.0000	0.0000	0.0000	0.0000
	0.0000	0.0000	0.0000								
1998	1	5	1	0	1	46	46	15	0.0000	0.0000	0.2850
	0.4755	0.2253	0.0054	0.0088	0.0000	0.0000	0.0000	0.0000	0.0000	0.0000	0.0000
	0.0000	0.0000	0.0000	0.0000	0.0000	0.0000	0.0000	0.0000	0.0000	0.0000	0.0000
	0.0000	0.0000	0.0000	0.0000	0.0000	0.0000	0.0000	0.0000	0.0000	0.0000	0.0000
	0.0000	0.0000	0.2850	0.4755	0.2253	0.0054	0.0088	0.0000	0.0000	0.0000	0.0000
	0.0000	0.0000	0.0000	0.0000	0.0000	0.0000	0.0000	0.0000	0.0000	0.0000	0.0000
	0.0000	0.0000	0.0000	0.0000	0.0000	0.0000	0.0000	0.0000	0.0000	0.0000	0.0000
	0.0000	0.0000	0.0000								
1998	1	5	1	0	1	48	48	12	0.0000	0.0000	0.0429
	0.7739	0.1832	0.0000	0.0000	0.0000	0.0000	0.0000	0.0000	0.0000	0.0000	0.0000
	0.0000	0.0000	0.0000	0.0000	0.0000	0.0000	0.0000	0.0000	0.0000	0.0000	0.0000
	0.0000	0.0000	0.0000	0.0000	0.0000	0.0000	0.0000	0.0000	0.0000	0.0000	0.0000
	0.0000	0.0000	0.0429	0.7739	0.1832	0.0000	0.0000	0.0000	0.0000	0.0000	0.0000
	0.0000	0.0000	0.0000	0.0000	0.0000	0.0000	0.0000	0.0000	0.0000	0.0000	0.0000
	0.0000	0.0000	0.0000	0.0000	0.0000	0.0000	0.0000	0.0000	0.0000	0.0000	0.0000
	0.0000	0.0000	0.0000								
1998	1	5	1	0	1	50	50	16	0.0000	0.0000	0.0156
	0.9388	0.0293	0.0163	0.0000	0.0000	0.0000	0.0000	0.0000	0.0000	0.0000	0.0000
	0.0000	0.0000	0.0000	0.0000	0.0000	0.0000	0.0000	0.0000	0.0000	0.0000	0.0000
	0.0000	0.0000	0.0000	0.0000	0.0000	0.0000	0.0000	0.0000	0.0000	0.0000	0.0000
	0.0000	0.0000	0.0156	0.9388	0.0293	0.0163	0.0000	0.0000	0.0000	0.0000	0.0000
	0.0000	0.0000	0.0000	0.0000	0.0000	0.0000	0.0000	0.0000	0.0000	0.0000	0.0000
	0.0000	0.0000	0.0000	0.0000	0.0000	0.0000	0.0000	0.0000	0.0000	0.0000	0.0000
	0.0000	0.0000	0.0000								
1998	1	5	1	0	1	52	52	18	0.0000	0.0000	0.0000
	0.8774	0.0890	0.0147	0.0000	0.0000	0.0000	0.0188	0.0000	0.0000	0.0000	0.0000
	0.0000	0.0000	0.0000	0.0000	0.0000	0.0000	0.0000	0.0000	0.0000	0.0000	0.0000
	0.0000	0.0000	0.0000	0.0000	0.0000	0.0000	0.0000	0.0000	0.0000	0.0000	0.0000
	0.0000	0.0000	0.0000	0.8774	0.0890	0.0147	0.0000	0.0000	0.0000	0.0188	0.0000
	0.0000	0.0000	0.0000	0.0000	0.0000	0.0000	0.0000	0.0000	0.0000	0.0000	0.0000
	0.0000	0.0000	0.0000	0.0000	0.0000	0.0000	0.0000	0.0000	0.0000	0.0000	0.0000
	0.0000	0.0000	0.0000								
1998	1	5	1	0	1	54	54	15	0.0000	0.0000	0.0307
	0.8779	0.0914	0.0000	0.0000	0.0000	0.0000	0.0000	0.0000	0.0000	0.0000	0.0000

	0.0000	0.0000	0.0000	0.0000	0.0000	0.0000	0.0000	0.0000	0.0000	0.0000	0.0000
	0.0000	0.0000	0.0000	0.0000	0.0000	0.0000	0.0000	0.0000	0.0000	0.0000	0.0000
	0.0000	0.0000	0.0307	0.8779	0.0914	0.0000	0.0000	0.0000	0.0000	0.0000	0.0000
	0.0000	0.0000	0.0000	0.0000	0.0000	0.0000	0.0000	0.0000	0.0000	0.0000	0.0000
	0.0000	0.0000	0.0000	0.0000	0.0000	0.0000	0.0000	0.0000	0.0000	0.0000	0.0000
	0.0000	0.0000	0.0000								
1998	1	5	1	0	1	56	56	15	0.0000	0.0000	0.0000
	0.6774	0.2993	0.0000	0.0000	0.0000	0.0233	0.0000	0.0000	0.0000	0.0000	0.0000
	0.0000	0.0000	0.0000	0.0000	0.0000	0.0000	0.0000	0.0000	0.0000	0.0000	0.0000
	0.0000	0.0000	0.0000	0.0000	0.0000	0.0000	0.0000	0.0000	0.0000	0.0000	0.0000
	0.0000	0.0000	0.0000	0.6774	0.2993	0.0000	0.0000	0.0000	0.0233	0.0000	0.0000
	0.0000	0.0000	0.0000	0.0000	0.0000	0.0000	0.0000	0.0000	0.0000	0.0000	0.0000
	0.0000	0.0000	0.0000	0.0000	0.0000	0.0000	0.0000	0.0000	0.0000	0.0000	0.0000
	0.0000	0.0000	0.0000								
1998	1	5	1	0	1	58	58	13	0.0000	0.0000	0.0000
	0.2762	0.2827	0.0893	0.0000	0.0195	0.1028	0.0000	0.0000	0.0917	0.0349	0.0000
	0.0000	0.0000	0.0000	0.1028	0.0000	0.0000	0.0000	0.0000	0.0000	0.0000	0.0000
	0.0000	0.0000	0.0000	0.0000	0.0000	0.0000	0.0000	0.0000	0.0000	0.0000	0.0000
	0.0000	0.0000	0.0000	0.2762	0.2827	0.0893	0.0000	0.0195	0.1028	0.0000	0.0000
	0.0917	0.0349	0.0000	0.0000	0.0000	0.0000	0.1028	0.0000	0.0000	0.0000	0.0000
	0.0000	0.0000	0.0000	0.0000	0.0000	0.0000	0.0000	0.0000	0.0000	0.0000	0.0000
	0.0000	0.0000	0.0000								
1998	1	5	1	0	1	60	60	13	0.0000	0.0000	0.0000
	0.0367	0.2712	0.1100	0.4729	0.0569	0.0355	0.0000	0.0000	0.0169	0.0000	0.0000
	0.0000	0.0000	0.0000	0.0000	0.0000	0.0000	0.0000	0.0000	0.0000	0.0000	0.0000
	0.0000	0.0000	0.0000	0.0000	0.0000	0.0000	0.0000	0.0000	0.0000	0.0000	0.0000
	0.0000	0.0000	0.0000	0.0367	0.2712	0.1100	0.4729	0.0569	0.0355	0.0000	0.0000
	0.0169	0.0000	0.0000	0.0000	0.0000	0.0000	0.0000	0.0000	0.0000	0.0000	0.0000
	0.0000	0.0000	0.0000	0.0000	0.0000	0.0000	0.0000	0.0000	0.0000	0.0000	0.0000
	0.0000	0.0000	0.0000								
1998	1	5	1	0	1	62	62	10	0.0000	0.0000	0.0000
	0.3045	0.3502	0.0116	0.1118	0.0300	0.0000	0.0000	0.0000	0.0000	0.1747	0.0172
	0.0000	0.0000	0.0000	0.0000	0.0000	0.0000	0.0000	0.0000	0.0000	0.0000	0.0000
	0.0000	0.0000	0.0000	0.0000	0.0000	0.0000	0.0000	0.0000	0.0000	0.0000	0.0000
	0.0000	0.0000	0.0000	0.3045	0.3502	0.0116	0.1118	0.0300	0.0000	0.0000	0.0000
	0.0000	0.1747	0.0172	0.0000	0.0000	0.0000	0.0000	0.0000	0.0000	0.0000	0.0000
	0.0000	0.0000	0.0000	0.0000	0.0000	0.0000	0.0000	0.0000	0.0000	0.0000	0.0000
	0.0000	0.0000	0.0000								
1998	1	5	1	0	1	64	64	15	0.0000	0.0000	0.0000
	0.0964	0.1370	0.0000	0.0771	0.5943	0.0314	0.0000	0.0000	0.0000	0.0180	0.0000
	0.0000	0.0458	0.0000	0.0000	0.0000	0.0000	0.0000	0.0000	0.0000	0.0000	0.0000
	0.0000	0.0000	0.0000	0.0000	0.0000	0.0000	0.0000	0.0000	0.0000	0.0000	0.0000
	0.0000	0.0000	0.0000	0.0964	0.1370	0.0000	0.0771	0.5943	0.0314	0.0000	0.0000
	0.0000	0.0180	0.0000	0.0000	0.0458	0.0000	0.0000	0.0000	0.0000	0.0000	0.0000
	0.0000	0.0000	0.0000	0.0000	0.0000	0.0000	0.0000	0.0000	0.0000	0.0000	0.0000
	0.0000	0.0000	0.0000								
1998	1	5	1	0	1	66	66	6	0.0000	0.0000	0.0000
	0.0000	0.0261	0.0000	0.0000	0.3985	0.3465	0.2290	0.0000	0.0000	0.0000	0.0000
	0.0000	0.0000	0.0000	0.0000	0.0000	0.0000	0.0000	0.0000	0.0000	0.0000	0.0000
	0.0000	0.0000	0.0000	0.0000	0.0000	0.0000	0.0000	0.0000	0.0000	0.0000	0.0000
	0.0000	0.0000	0.0000	0.0000	0.0261	0.0000	0.0000	0.3985	0.3465	0.2290	0.0000
	0.0000	0.0000	0.0000	0.0000	0.0000	0.0000	0.0000	0.0000	0.0000	0.0000	0.0000
	0.0000	0.0000	0.0000	0.0000	0.0000	0.0000	0.0000	0.0000	0.0000	0.0000	0.0000
	0.0000	0.0000	0.0000								
1998	1	5	1	0	1	68	68	9	0.0000	0.0000	0.0000
	0.0000	0.0000	0.0000	0.0164	0.8195	0.1641	0.0000	0.0000	0.0000	0.0000	0.0000
	0.0000	0.0000	0.0000	0.0000	0.0000	0.0000	0.0000	0.0000	0.0000	0.0000	0.0000
	0.0000	0.0000	0.0000	0.0000	0.0000	0.0000	0.0000	0.0000	0.0000	0.0000	0.0000
	0.0000	0.0000	0.0000	0.0000	0.0000	0.0000	0.0164	0.8195	0.1641	0.0000	0.0000
	0.0000	0.0000	0.0000	0.0000	0.0000	0.0000	0.0000	0.0000	0.0000	0.0000	0.0000
	0.0000	0.0000	0.0000	0.0000	0.0000	0.0000	0.0000	0.0000	0.0000	0.0000	0.0000
	0.0000	0.0000	0.0000								
1998	1	5	1	0	1	70	70	5	0.0000	0.0000	0.0000
	0.0000	0.0000	0.0000	0.0406	0.0000	0.6257	0.0000	0.0550	0.0000	0.0000	0.2787
	0.0000	0.0000	0.0000	0.0000	0.0000	0.0000	0.0000	0.0000	0.0000	0.0000	0.0000
	0.0000	0.0000	0.0000	0.0000	0.0000	0.0000	0.0000	0.0000	0.0000	0.0000	0.0000
	0.0000	0.0000	0.0000	0.0000	0.0000	0.0000	0.0406	0.0000	0.6257	0.0000	0.0550
	0.0000	0.0000	0.2787	0.0000	0.0000	0.0000	0.0000	0.0000	0.0000	0.0000	0.0000
	0.0000	0.0000	0.0000	0.0000	0.0000	0.0000	0.0000	0.0000	0.0000	0.0000	0.0000
	0.0000	0.0000	0.0000								

1998	1	5	1	0	1	72	72	3	0.0000	0.0000	0.0000
	0.0000	0.0000	0.0000	0.0000	0.0000	0.8460	0.0000	0.0000	0.0000	0.1540	0.0000
	0.0000	0.0000	0.0000	0.0000	0.0000	0.0000	0.0000	0.0000	0.0000	0.0000	0.0000
	0.0000	0.0000	0.0000	0.0000	0.0000	0.0000	0.0000	0.0000	0.0000	0.0000	0.0000
	0.0000	0.0000	0.0000	0.0000	0.0000	0.0000	0.0000	0.0000	0.8460	0.0000	0.0000
	0.0000	0.1540	0.0000	0.0000	0.0000	0.0000	0.0000	0.0000	0.0000	0.0000	0.0000
	0.0000	0.0000	0.0000	0.0000	0.0000	0.0000	0.0000	0.0000	0.0000	0.0000	0.0000
	0.0000	0.0000	0.0000								
1998	1	5	1	0	1	74	74	1	0.0000	0.0000	0.0000
	0.0000	0.0000	0.0000	0.0000	0.0000	0.0000	0.0000	0.0000	0.0000	0.0000	0.0000
	0.0000	0.0000	0.0000	0.0000	1.0000	0.0000	0.0000	0.0000	0.0000	0.0000	0.0000
	0.0000	0.0000	0.0000	0.0000	0.0000	0.0000	0.0000	0.0000	0.0000	0.0000	0.0000
	0.0000	0.0000	0.0000	0.0000	0.0000	0.0000	0.0000	0.0000	0.0000	0.0000	0.0000
	0.0000	0.0000	0.0000	0.0000	0.0000	0.0000	0.0000	1.0000	0.0000	0.0000	0.0000
	0.0000	0.0000	0.0000	0.0000	0.0000	0.0000	0.0000	0.0000	0.0000	0.0000	0.0000
	0.0000	0.0000	0.0000								
1998	1	5	1	0	1	76	76	4	0.0000	0.0000	0.0000
	0.0000	0.0000	0.0000	0.0000	0.0000	0.6916	0.2869	0.0000	0.0000	0.0000	0.0000
	0.0215	0.0000	0.0000	0.0000	0.0000	0.0000	0.0000	0.0000	0.0000	0.0000	0.0000
	0.0000	0.0000	0.0000	0.0000	0.0000	0.0000	0.0000	0.0000	0.0000	0.0000	0.0000
	0.0000	0.0000	0.0000	0.0000	0.0000	0.0000	0.0000	0.0000	0.6916	0.2869	0.0000
	0.0000	0.0000	0.0000	0.0215	0.0000	0.0000	0.0000	0.0000	0.0000	0.0000	0.0000
	0.0000	0.0000	0.0000	0.0000	0.0000	0.0000	0.0000	0.0000	0.0000	0.0000	0.0000
	0.0000	0.0000	0.0000								
1998	1	5	1	0	1	78	78	4	0.0000	0.0000	0.0000
	0.0000	0.0000	0.0000	0.0000	0.0000	0.9789	0.0000	0.0211	0.0000	0.0000	0.0000
	0.0000	0.0000	0.0000	0.0000	0.0000	0.0000	0.0000	0.0000	0.0000	0.0000	0.0000
	0.0000	0.0000	0.0000	0.0000	0.0000	0.0000	0.0000	0.0000	0.0000	0.0000	0.0000
	0.0000	0.0000	0.0000	0.0000	0.0000	0.0000	0.0000	0.0000	0.9789	0.0000	0.0211
	0.0000	0.0000	0.0000	0.0000	0.0000	0.0000	0.0000	0.0000	0.0000	0.0000	0.0000
	0.0000	0.0000	0.0000	0.0000	0.0000	0.0000	0.0000	0.0000	0.0000	0.0000	0.0000
	0.0000	0.0000	0.0000								
1998	1	5	1	0	1	88	88	1	0.0000	0.0000	0.0000
	0.0000	0.0000	0.0000	0.0000	0.0000	0.0000	0.0000	1.0000	0.0000	0.0000	0.0000
	0.0000	0.0000	0.0000	0.0000	0.0000	0.0000	0.0000	0.0000	0.0000	0.0000	0.0000
	0.0000	0.0000	0.0000	0.0000	0.0000	0.0000	0.0000	0.0000	0.0000	0.0000	0.0000
	0.0000	0.0000	0.0000	0.0000	0.0000	0.0000	0.0000	0.0000	0.0000	0.0000	1.0000
	0.0000	0.0000	0.0000	0.0000	0.0000	0.0000	0.0000	0.0000	0.0000	0.0000	0.0000
	0.0000	0.0000	0.0000	0.0000	0.0000	0.0000	0.0000	0.0000	0.0000	0.0000	0.0000
	0.0000	0.0000	0.0000								
2001	1	5	1	0	1	26	26	1	1.0000	0.0000	0.0000
	0.0000	0.0000	0.0000	0.0000	0.0000	0.0000	0.0000	0.0000	0.0000	0.0000	0.0000
	0.0000	0.0000	0.0000	0.0000	0.0000	0.0000	0.0000	0.0000	0.0000	0.0000	0.0000
	0.0000	0.0000	0.0000	0.0000	0.0000	0.0000	0.0000	0.0000	0.0000	0.0000	0.0000
	0.0000	1.0000	0.0000	0.0000	0.0000	0.0000	0.0000	0.0000	0.0000	0.0000	0.0000
	0.0000	0.0000	0.0000	0.0000	0.0000	0.0000	0.0000	0.0000	0.0000	0.0000	0.0000
	0.0000	0.0000	0.0000	0.0000	0.0000	0.0000	0.0000	0.0000	0.0000	0.0000	0.0000
	0.0000	0.0000	0.0000								
2001	1	5	1	0	1	30	30	5	0.0000	1.0000	0.0000
	0.0000	0.0000	0.0000	0.0000	0.0000	0.0000	0.0000	0.0000	0.0000	0.0000	0.0000
	0.0000	0.0000	0.0000	0.0000	0.0000	0.0000	0.0000	0.0000	0.0000	0.0000	0.0000
	0.0000	0.0000	0.0000	0.0000	0.0000	0.0000	0.0000	0.0000	0.0000	0.0000	0.0000
	0.0000	1.0000	0.0000	0.0000	0.0000	0.0000	0.0000	0.0000	0.0000	0.0000	0.0000
	0.0000	0.0000	0.0000	0.0000	0.0000	0.0000	0.0000	0.0000	0.0000	0.0000	0.0000
	0.0000	0.0000	0.0000	0.0000	0.0000	0.0000	0.0000	0.0000	0.0000	0.0000	0.0000
	0.0000	0.0000	0.0000								
2001	1	5	1	0	1	32	32	6	0.0000	1.0000	0.0000
	0.0000	0.0000	0.0000	0.0000	0.0000	0.0000	0.0000	0.0000	0.0000	0.0000	0.0000
	0.0000	0.0000	0.0000	0.0000	0.0000	0.0000	0.0000	0.0000	0.0000	0.0000	0.0000
	0.0000	0.0000	0.0000	0.0000	0.0000	0.0000	0.0000	0.0000	0.0000	0.0000	0.0000
	0.0000	1.0000	0.0000	0.0000	0.0000	0.0000	0.0000	0.0000	0.0000	0.0000	0.0000
	0.0000	0.0000	0.0000	0.0000	0.0000	0.0000	0.0000	0.0000	0.0000	0.0000	0.0000
	0.0000	0.0000	0.0000	0.0000	0.0000	0.0000	0.0000	0.0000	0.0000	0.0000	0.0000
	0.0000	0.0000	0.0000								
2001	1	5	1	0	1	34	34	10	0.0000	1.0000	0.0000
	0.0000	0.0000	0.0000	0.0000	0.0000	0.0000	0.0000	0.0000	0.0000	0.0000	0.0000
	0.0000	0.0000	0.0000	0.0000	0.0000	0.0000	0.0000	0.0000	0.0000	0.0000	0.0000
	0.0000	0.0000	0.0000	0.0000	0.0000	0.0000	0.0000	0.0000	0.0000	0.0000	0.0000
	0.0000	1.0000	0.0000	0.0000	0.0000	0.0000	0.0000	0.0000	0.0000	0.0000	0.0000
	0.0000	0.0000	0.0000	0.0000	0.0000	0.0000	0.0000	0.0000	0.0000	0.0000	0.0000

	0.0000	0.0000	0.0000	0.0000	0.0000	0.0000	0.0000	0.0000	0.0000	0.0000	0.0000
	0.0000	0.0000	0.0000								
2001	1	5	1	0	1	36	36	9	0.0000	0.8582	0.1418
	0.0000	0.0000	0.0000	0.0000	0.0000	0.0000	0.0000	0.0000	0.0000	0.0000	0.0000
	0.0000	0.0000	0.0000	0.0000	0.0000	0.0000	0.0000	0.0000	0.0000	0.0000	0.0000
	0.0000	0.0000	0.0000	0.0000	0.0000	0.0000	0.0000	0.0000	0.0000	0.0000	0.0000
	0.0000	0.8582	0.1418	0.0000	0.0000	0.0000	0.0000	0.0000	0.0000	0.0000	0.0000
	0.0000	0.0000	0.0000	0.0000	0.0000	0.0000	0.0000	0.0000	0.0000	0.0000	0.0000
	0.0000	0.0000	0.0000	0.0000	0.0000	0.0000	0.0000	0.0000	0.0000	0.0000	0.0000
	0.0000	0.0000	0.0000								
2001	1	5	1	0	1	38	38	13	0.0000	0.8399	0.1601
	0.0000	0.0000	0.0000	0.0000	0.0000	0.0000	0.0000	0.0000	0.0000	0.0000	0.0000
	0.0000	0.0000	0.0000	0.0000	0.0000	0.0000	0.0000	0.0000	0.0000	0.0000	0.0000
	0.0000	0.0000	0.0000	0.0000	0.0000	0.0000	0.0000	0.0000	0.0000	0.0000	0.0000
	0.0000	0.8399	0.1601	0.0000	0.0000	0.0000	0.0000	0.0000	0.0000	0.0000	0.0000
	0.0000	0.0000	0.0000	0.0000	0.0000	0.0000	0.0000	0.0000	0.0000	0.0000	0.0000
	0.0000	0.0000	0.0000	0.0000	0.0000	0.0000	0.0000	0.0000	0.0000	0.0000	0.0000
	0.0000	0.0000	0.0000								
2001	1	5	1	0	1	40	40	6	0.0000	0.9408	0.0592
	0.0000	0.0000	0.0000	0.0000	0.0000	0.0000	0.0000	0.0000	0.0000	0.0000	0.0000
	0.0000	0.0000	0.0000	0.0000	0.0000	0.0000	0.0000	0.0000	0.0000	0.0000	0.0000
	0.0000	0.0000	0.0000	0.0000	0.0000	0.0000	0.0000	0.0000	0.0000	0.0000	0.0000
	0.0000	0.9408	0.0592	0.0000	0.0000	0.0000	0.0000	0.0000	0.0000	0.0000	0.0000
	0.0000	0.0000	0.0000	0.0000	0.0000	0.0000	0.0000	0.0000	0.0000	0.0000	0.0000
	0.0000	0.0000	0.0000	0.0000	0.0000	0.0000	0.0000	0.0000	0.0000	0.0000	0.0000
	0.0000	0.0000	0.0000								
2001	1	5	1	0	1	42	42	17	0.0000	0.0623	0.9377
	0.0000	0.0000	0.0000	0.0000	0.0000	0.0000	0.0000	0.0000	0.0000	0.0000	0.0000
	0.0000	0.0000	0.0000	0.0000	0.0000	0.0000	0.0000	0.0000	0.0000	0.0000	0.0000
	0.0000	0.0000	0.0000	0.0000	0.0000	0.0000	0.0000	0.0000	0.0000	0.0000	0.0000
	0.0000	0.0623	0.9377	0.0000	0.0000	0.0000	0.0000	0.0000	0.0000	0.0000	0.0000
	0.0000	0.0000	0.0000	0.0000	0.0000	0.0000	0.0000	0.0000	0.0000	0.0000	0.0000
	0.0000	0.0000	0.0000	0.0000	0.0000	0.0000	0.0000	0.0000	0.0000	0.0000	0.0000
	0.0000	0.0000	0.0000								
2001	1	5	1	0	1	44	44	11	0.0000	0.0689	0.9311
	0.0000	0.0000	0.0000	0.0000	0.0000	0.0000	0.0000	0.0000	0.0000	0.0000	0.0000
	0.0000	0.0000	0.0000	0.0000	0.0000	0.0000	0.0000	0.0000	0.0000	0.0000	0.0000
	0.0000	0.0000	0.0000	0.0000	0.0000	0.0000	0.0000	0.0000	0.0000	0.0000	0.0000
	0.0000	0.0689	0.9311	0.0000	0.0000	0.0000	0.0000	0.0000	0.0000	0.0000	0.0000
	0.0000	0.0000	0.0000	0.0000	0.0000	0.0000	0.0000	0.0000	0.0000	0.0000	0.0000
	0.0000	0.0000	0.0000	0.0000	0.0000	0.0000	0.0000	0.0000	0.0000	0.0000	0.0000
	0.0000	0.0000	0.0000								
2001	1	5	1	0	1	46	46	12	0.0000	0.0000	0.8982
	0.1018	0.0000	0.0000	0.0000	0.0000	0.0000	0.0000	0.0000	0.0000	0.0000	0.0000
	0.0000	0.0000	0.0000	0.0000	0.0000	0.0000	0.0000	0.0000	0.0000	0.0000	0.0000
	0.0000	0.0000	0.0000	0.0000	0.0000	0.0000	0.0000	0.0000	0.0000	0.0000	0.0000
	0.0000	0.0000	0.8982	0.1018	0.0000	0.0000	0.0000	0.0000	0.0000	0.0000	0.0000
	0.0000	0.0000	0.0000	0.0000	0.0000	0.0000	0.0000	0.0000	0.0000	0.0000	0.0000
	0.0000	0.0000	0.0000	0.0000	0.0000	0.0000	0.0000	0.0000	0.0000	0.0000	0.0000
	0.0000	0.0000	0.0000								
2001	1	5	1	0	1	48	48	15	0.0000	0.0000	0.7899
	0.2101	0.0000	0.0000	0.0000	0.0000	0.0000	0.0000	0.0000	0.0000	0.0000	0.0000
	0.0000	0.0000	0.0000	0.0000	0.0000	0.0000	0.0000	0.0000	0.0000	0.0000	0.0000
	0.0000	0.0000	0.0000	0.0000	0.0000	0.0000	0.0000	0.0000	0.0000	0.0000	0.0000
	0.0000	0.0000	0.7899	0.2101	0.0000	0.0000	0.0000	0.0000	0.0000	0.0000	0.0000
	0.0000	0.0000	0.0000	0.0000	0.0000	0.0000	0.0000	0.0000	0.0000	0.0000	0.0000
	0.0000	0.0000	0.0000	0.0000	0.0000	0.0000	0.0000	0.0000	0.0000	0.0000	0.0000
	0.0000	0.0000	0.0000								
2001	1	5	1	0	1	50	50	10	0.0000	0.0000	0.5737
	0.3719	0.0000	0.0544	0.0000	0.0000	0.0000	0.0000	0.0000	0.0000	0.0000	0.0000
	0.0000	0.0000	0.0000	0.0000	0.0000	0.0000	0.0000	0.0000	0.0000	0.0000	0.0000
	0.0000	0.0000	0.0000	0.0000	0.0000	0.0000	0.0000	0.0000	0.0000	0.0000	0.0000
	0.0000	0.0000	0.5737	0.3719	0.0000	0.0544	0.0000	0.0000	0.0000	0.0000	0.0000
	0.0000	0.0000	0.0000	0.0000	0.0000	0.0000	0.0000	0.0000	0.0000	0.0000	0.0000
	0.0000	0.0000	0.0000	0.0000	0.0000	0.0000	0.0000	0.0000	0.0000	0.0000	0.0000
	0.0000	0.0000	0.0000								
2001	1	5	1	0	1	52	52	4	0.0000	0.0000	0.0000
	0.5532	0.2468	0.0967	0.1033	0.0000	0.0000	0.0000	0.0000	0.0000	0.0000	0.0000
	0.0000	0.0000	0.0000	0.0000	0.0000	0.0000	0.0000	0.0000	0.0000	0.0000	0.0000
	0.0000	0.0000	0.0000	0.0000	0.0000	0.0000	0.0000	0.0000	0.0000	0.0000	0.0000

	0.0000	0.0000	0.0000	0.5532	0.2468	0.0967	0.1033	0.0000	0.0000	0.0000	0.0000
	0.0000	0.0000	0.0000	0.0000	0.0000	0.0000	0.0000	0.0000	0.0000	0.0000	0.0000
	0.0000	0.0000	0.0000	0.0000	0.0000	0.0000	0.0000	0.0000	0.0000	0.0000	0.0000
	0.0000	0.0000	0.0000								
2001	1	5	1	0	1	54	54	13	0.0000	0.0000	0.0000
	0.7184	0.0000	0.0183	0.2633	0.0000	0.0000	0.0000	0.0000	0.0000	0.0000	0.0000
	0.0000	0.0000	0.0000	0.0000	0.0000	0.0000	0.0000	0.0000	0.0000	0.0000	0.0000
	0.0000	0.0000	0.0000	0.0000	0.0000	0.0000	0.0000	0.0000	0.0000	0.0000	0.0000
	0.0000	0.0000	0.0000	0.7184	0.0000	0.0183	0.2633	0.0000	0.0000	0.0000	0.0000
	0.0000	0.0000	0.0000	0.0000	0.0000	0.0000	0.0000	0.0000	0.0000	0.0000	0.0000
	0.0000	0.0000	0.0000	0.0000	0.0000	0.0000	0.0000	0.0000	0.0000	0.0000	0.0000
	0.0000	0.0000	0.0000								
2001	1	5	1	0	1	56	56	9	0.0000	0.0000	0.0000
	0.3677	0.2877	0.1147	0.1737	0.0000	0.0000	0.0562	0.0000	0.0000	0.0000	0.0000
	0.0000	0.0000	0.0000	0.0000	0.0000	0.0000	0.0000	0.0000	0.0000	0.0000	0.0000
	0.0000	0.0000	0.0000	0.0000	0.0000	0.0000	0.0000	0.0000	0.0000	0.0000	0.0000
	0.0000	0.0000	0.0000	0.3677	0.2877	0.1147	0.1737	0.0000	0.0000	0.0562	0.0000
	0.0000	0.0000	0.0000	0.0000	0.0000	0.0000	0.0000	0.0000	0.0000	0.0000	0.0000
	0.0000	0.0000	0.0000	0.0000	0.0000	0.0000	0.0000	0.0000	0.0000	0.0000	0.0000
	0.0000	0.0000	0.0000								
2001	1	5	1	0	1	58	58	7	0.0000	0.0000	0.0000
	0.2205	0.1096	0.0000	0.1552	0.3034	0.0000	0.0000	0.2114	0.0000	0.0000	0.0000
	0.0000	0.0000	0.0000	0.0000	0.0000	0.0000	0.0000	0.0000	0.0000	0.0000	0.0000
	0.0000	0.0000	0.0000	0.0000	0.0000	0.0000	0.0000	0.0000	0.0000	0.0000	0.0000
	0.0000	0.0000	0.0000	0.2205	0.1096	0.0000	0.1552	0.3034	0.0000	0.0000	0.2114
	0.0000	0.0000	0.0000	0.0000	0.0000	0.0000	0.0000	0.0000	0.0000	0.0000	0.0000
	0.0000	0.0000	0.0000	0.0000	0.0000	0.0000	0.0000	0.0000	0.0000	0.0000	0.0000
	0.0000	0.0000	0.0000								
2001	1	5	1	0	1	60	60	15	0.0000	0.0000	0.0000
	0.1277	0.0532	0.1357	0.5787	0.0170	0.0877	0.0000	0.0000	0.0000	0.0000	0.0000
	0.0000	0.0000	0.0000	0.0000	0.0000	0.0000	0.0000	0.0000	0.0000	0.0000	0.0000
	0.0000	0.0000	0.0000	0.0000	0.0000	0.0000	0.0000	0.0000	0.0000	0.0000	0.0000
	0.0000	0.0000	0.0000	0.1277	0.0532	0.1357	0.5787	0.0170	0.0877	0.0000	0.0000
	0.0000	0.0000	0.0000	0.0000	0.0000	0.0000	0.0000	0.0000	0.0000	0.0000	0.0000
	0.0000	0.0000	0.0000	0.0000	0.0000	0.0000	0.0000	0.0000	0.0000	0.0000	0.0000
	0.0000	0.0000	0.0000								
2001	1	5	1	0	1	62	62	12	0.0000	0.0000	0.0000
	0.0000	0.4369	0.1020	0.2102	0.1091	0.0000	0.0000	0.0932	0.0000	0.0000	0.0000
	0.0000	0.0000	0.0000	0.0487	0.0000	0.0000	0.0000	0.0000	0.0000	0.0000	0.0000
	0.0000	0.0000	0.0000	0.0000	0.0000	0.0000	0.0000	0.0000	0.0000	0.0000	0.0000
	0.0000	0.0000	0.0000	0.0000	0.4369	0.1020	0.2102	0.1091	0.0000	0.0000	0.0932
	0.0000	0.0000	0.0000	0.0000	0.0000	0.0000	0.0487	0.0000	0.0000	0.0000	0.0000
	0.0000	0.0000	0.0000	0.0000	0.0000	0.0000	0.0000	0.0000	0.0000	0.0000	0.0000
	0.0000	0.0000	0.0000								
2001	1	5	1	0	1	64	64	12	0.0000	0.0000	0.0000
	0.0000	0.0224	0.0633	0.2799	0.2905	0.0000	0.0277	0.0000	0.0528	0.0954	0.0000
	0.0425	0.0000	0.0000	0.0000	0.0000	0.1032	0.0224	0.0000	0.0000	0.0000	0.0000
	0.0000	0.0000	0.0000	0.0000	0.0000	0.0000	0.0000	0.0000	0.0000	0.0000	0.0000
	0.0000	0.0000	0.0000	0.0000	0.0224	0.0633	0.2799	0.2905	0.0000	0.0277	0.0000
	0.0528	0.0954	0.0000	0.0425	0.0000	0.0000	0.0000	0.0000	0.1032	0.0224	0.0000
	0.0000	0.0000	0.0000	0.0000	0.0000	0.0000	0.0000	0.0000	0.0000	0.0000	0.0000
	0.0000	0.0000	0.0000								
2001	1	5	1	0	1	66	66	13	0.0000	0.0000	0.0000
	0.0000	0.0209	0.0333	0.6644	0.1158	0.0000	0.0000	0.0000	0.0000	0.0000	0.0000
	0.0000	0.0000	0.0000	0.0000	0.0000	0.0000	0.0000	0.0989	0.0000	0.0000	0.0000
	0.0000	0.0000	0.0000	0.0000	0.0000	0.0000	0.0000	0.0000	0.0000	0.0000	0.0667
	0.0000	0.0000	0.0000	0.0000	0.0209	0.0333	0.6644	0.1158	0.0000	0.0000	0.0000
	0.0000	0.0000	0.0000	0.0000	0.0000	0.0000	0.0000	0.0000	0.0000	0.0000	0.0989
	0.0000	0.0000	0.0000	0.0000	0.0000	0.0000	0.0000	0.0000	0.0000	0.0000	0.0000
	0.0000	0.0000	0.0667								
2001	1	5	1	0	1	68	68	8	0.0000	0.0000	0.0000
	0.0000	0.0000	0.0000	0.5685	0.4315	0.0000	0.0000	0.0000	0.0000	0.0000	0.0000
	0.0000	0.0000	0.0000	0.0000	0.0000	0.0000	0.0000	0.0000	0.0000	0.0000	0.0000
	0.0000	0.0000	0.0000	0.0000	0.0000	0.0000	0.0000	0.0000	0.0000	0.0000	0.0000
	0.0000	0.0000	0.0000	0.0000	0.0000	0.0000	0.5685	0.4315	0.0000	0.0000	0.0000
	0.0000	0.0000	0.0000	0.0000	0.0000	0.0000	0.0000	0.0000	0.0000	0.0000	0.0000
	0.0000	0.0000	0.0000	0.0000	0.0000	0.0000	0.0000	0.0000	0.0000	0.0000	0.0000
	0.0000	0.0000	0.0000								
2001	1	5	1	0	1	70	70	8	0.0000	0.0000	0.0000
	0.0000	0.0000	0.1334	0.1021	0.3850	0.0000	0.2495	0.1300	0.0000	0.0000	0.0000

	0.0000	0.0000	0.0000	0.0000	0.0000	0.0000	0.0000	0.0000	0.0000	0.0000	0.0000
	0.0000	0.0000	0.0000	0.0000	0.0000	0.0000	0.0000	0.0000	0.0000	0.0000	0.0000
	0.0000	0.0000	0.0000	0.0000	0.0000	0.1334	0.1021	0.3850	0.0000	0.2495	0.1300
	0.0000	0.0000	0.0000	0.0000	0.0000	0.0000	0.0000	0.0000	0.0000	0.0000	0.0000
	0.0000	0.0000	0.0000	0.0000	0.0000	0.0000	0.0000	0.0000	0.0000	0.0000	0.0000
	0.0000	0.0000	0.0000								
2001	1	5	1	0	1	72	72	7	0.0000	0.0000	0.0000
	0.0000	0.0000	0.6448	0.2088	0.0577	0.0367	0.0520	0.0000	0.0000	0.0000	0.0000
	0.0000	0.0000	0.0000	0.0000	0.0000	0.0000	0.0000	0.0000	0.0000	0.0000	0.0000
	0.0000	0.0000	0.0000	0.0000	0.0000	0.0000	0.0000	0.0000	0.0000	0.0000	0.0000
	0.0000	0.0000	0.0000	0.0000	0.0000	0.6448	0.2088	0.0577	0.0367	0.0520	0.0000
	0.0000	0.0000	0.0000	0.0000	0.0000	0.0000	0.0000	0.0000	0.0000	0.0000	0.0000
	0.0000	0.0000	0.0000	0.0000	0.0000	0.0000	0.0000	0.0000	0.0000	0.0000	0.0000
	0.0000	0.0000	0.0000								
2001	1	5	1	0	1	74	74	5	0.0000	0.0000	0.0000
	0.0000	0.0000	0.0000	0.2678	0.0692	0.0000	0.0000	0.2051	0.0000	0.2215	0.0000
	0.0000	0.0000	0.0000	0.2365	0.0000	0.0000	0.0000	0.0000	0.0000	0.0000	0.0000
	0.0000	0.0000	0.0000	0.0000	0.0000	0.0000	0.0000	0.0000	0.0000	0.0000	0.0000
	0.0000	0.0000	0.0000	0.0000	0.0000	0.0000	0.2678	0.0692	0.0000	0.0000	0.2051
	0.0000	0.2215	0.0000	0.0000	0.0000	0.0000	0.2365	0.0000	0.0000	0.0000	0.0000
	0.0000	0.0000	0.0000	0.0000	0.0000	0.0000	0.0000	0.0000	0.0000	0.0000	0.0000
	0.0000	0.0000	0.0000								
2001	1	5	1	0	1	76	76	5	0.0000	0.0000	0.0000
	0.0000	0.0000	0.0000	0.0000	0.1762	0.0000	0.5070	0.2426	0.0000	0.0000	0.0000
	0.0000	0.0000	0.0000	0.0000	0.0000	0.0000	0.0000	0.0000	0.0000	0.0742	0.0000
	0.0000	0.0000	0.0000	0.0000	0.0000	0.0000	0.0000	0.0000	0.0000	0.0000	0.0000
	0.0000	0.0000	0.0000	0.0000	0.0000	0.0000	0.0000	0.1762	0.0000	0.5070	0.2426
	0.0000	0.0000	0.0000	0.0000	0.0000	0.0000	0.0000	0.0000	0.0000	0.0000	0.0000
	0.0000	0.0742	0.0000	0.0000	0.0000	0.0000	0.0000	0.0000	0.0000	0.0000	0.0000
	0.0000	0.0000	0.0000								
2001	1	5	1	0	1	78	78	2	0.0000	0.0000	0.0000
	0.0000	0.0000	0.0000	0.0000	0.0000	0.3524	0.0000	0.6476	0.0000	0.0000	0.0000
	0.0000	0.0000	0.0000	0.0000	0.0000	0.0000	0.0000	0.0000	0.0000	0.0000	0.0000
	0.0000	0.0000	0.0000	0.0000	0.0000	0.0000	0.0000	0.0000	0.0000	0.0000	0.0000
	0.0000	0.0000	0.0000	0.0000	0.0000	0.0000	0.0000	0.0000	0.3524	0.0000	0.6476
	0.0000	0.0000	0.0000	0.0000	0.0000	0.0000	0.0000	0.0000	0.0000	0.0000	0.0000
	0.0000	0.0000	0.0000	0.0000	0.0000	0.0000	0.0000	0.0000	0.0000	0.0000	0.0000
	0.0000	0.0000	0.0000								
2001	1	5	1	0	1	84	84	1	0.0000	0.0000	0.0000
	0.0000	0.0000	0.0000	0.0000	0.0000	0.0000	0.0000	0.0000	0.0000	0.0000	0.0000
	0.0000	0.0000	0.0000	1.0000	0.0000	0.0000	0.0000	0.0000	0.0000	0.0000	0.0000
	0.0000	0.0000	0.0000	0.0000	0.0000	0.0000	0.0000	0.0000	0.0000	0.0000	0.0000
	0.0000	0.0000	0.0000	0.0000	0.0000	0.0000	0.0000	0.0000	0.0000	0.0000	0.0000
	0.0000	0.0000	0.0000	0.0000	0.0000	0.0000	1.0000	0.0000	0.0000	0.0000	0.0000
	0.0000	0.0000	0.0000	0.0000	0.0000	0.0000	0.0000	0.0000	0.0000	0.0000	0.0000
	0.0000	0.0000	0.0000								
2001	1	5	1	0	1	88	88	1	0.0000	0.0000	0.0000
	0.0000	0.0000	0.0000	0.0000	0.0000	0.0000	0.0000	0.0000	0.0000	0.0000	0.0000
	0.0000	0.0000	1.0000	0.0000	0.0000	0.0000	0.0000	0.0000	0.0000	0.0000	0.0000
	0.0000	0.0000	0.0000	0.0000	0.0000	0.0000	0.0000	0.0000	0.0000	0.0000	0.0000
	0.0000	0.0000	0.0000	0.0000	0.0000	0.0000	0.0000	0.0000	0.0000	0.0000	0.0000
	0.0000	0.0000	0.0000	0.0000	0.0000	1.0000	0.0000	0.0000	0.0000	0.0000	0.0000
	0.0000	0.0000	0.0000	0.0000	0.0000	0.0000	0.0000	0.0000	0.0000	0.0000	0.0000
	0.0000	0.0000	0.0000								
2004	1	5	1	0	1	32	32	1	0.0000	1.0000	0.0000
	0.0000	0.0000	0.0000	0.0000	0.0000	0.0000	0.0000	0.0000	0.0000	0.0000	0.0000
	0.0000	0.0000	0.0000	0.0000	0.0000	0.0000	0.0000	0.0000	0.0000	0.0000	0.0000
	0.0000	0.0000	0.0000	0.0000	0.0000	0.0000	0.0000	0.0000	0.0000	0.0000	0.0000
	0.0000	1.0000	0.0000	0.0000	0.0000	0.0000	0.0000	0.0000	0.0000	0.0000	0.0000
	0.0000	0.0000	0.0000	0.0000	0.0000	0.0000	0.0000	0.0000	0.0000	0.0000	0.0000
	0.0000	0.0000	0.0000	0.0000	0.0000	0.0000	0.0000	0.0000	0.0000	0.0000	0.0000
	0.0000	0.0000	0.0000								
2004	1	5	1	0	1	34	34	1	0.0000	1.0000	0.0000
	0.0000	0.0000	0.0000	0.0000	0.0000	0.0000	0.0000	0.0000	0.0000	0.0000	0.0000
	0.0000	0.0000	0.0000	0.0000	0.0000	0.0000	0.0000	0.0000	0.0000	0.0000	0.0000
	0.0000	0.0000	0.0000	0.0000	0.0000	0.0000	0.0000	0.0000	0.0000	0.0000	0.0000
	0.0000	1.0000	0.0000	0.0000	0.0000	0.0000	0.0000	0.0000	0.0000	0.0000	0.0000
	0.0000	0.0000	0.0000	0.0000	0.0000	0.0000	0.0000	0.0000	0.0000	0.0000	0.0000
	0.0000	0.0000	0.0000	0.0000	0.0000	0.0000	0.0000	0.0000	0.0000	0.0000	0.0000
	0.0000	0.0000	0.0000								

2004	1	5	1	0	1	36	36	8	0.0000	1.0000	0.0000
	0.0000	0.0000	0.0000	0.0000	0.0000	0.0000	0.0000	0.0000	0.0000	0.0000	0.0000
	0.0000	0.0000	0.0000	0.0000	0.0000	0.0000	0.0000	0.0000	0.0000	0.0000	0.0000
	0.0000	0.0000	0.0000	0.0000	0.0000	0.0000	0.0000	0.0000	0.0000	0.0000	0.0000
	0.0000	1.0000	0.0000	0.0000	0.0000	0.0000	0.0000	0.0000	0.0000	0.0000	0.0000
	0.0000	0.0000	0.0000	0.0000	0.0000	0.0000	0.0000	0.0000	0.0000	0.0000	0.0000
	0.0000	0.0000	0.0000	0.0000	0.0000	0.0000	0.0000	0.0000	0.0000	0.0000	0.0000
	0.0000	0.0000	0.0000								
2004	1	5	1	0	1	38	38	6	0.0000	1.0000	0.0000
	0.0000	0.0000	0.0000	0.0000	0.0000	0.0000	0.0000	0.0000	0.0000	0.0000	0.0000
	0.0000	0.0000	0.0000	0.0000	0.0000	0.0000	0.0000	0.0000	0.0000	0.0000	0.0000
	0.0000	0.0000	0.0000	0.0000	0.0000	0.0000	0.0000	0.0000	0.0000	0.0000	0.0000
	0.0000	1.0000	0.0000	0.0000	0.0000	0.0000	0.0000	0.0000	0.0000	0.0000	0.0000
	0.0000	0.0000	0.0000	0.0000	0.0000	0.0000	0.0000	0.0000	0.0000	0.0000	0.0000
	0.0000	0.0000	0.0000	0.0000	0.0000	0.0000	0.0000	0.0000	0.0000	0.0000	0.0000
	0.0000	0.0000	0.0000								
2004	1	5	1	0	1	40	40	3	0.0000	0.6147	0.3853
	0.0000	0.0000	0.0000	0.0000	0.0000	0.0000	0.0000	0.0000	0.0000	0.0000	0.0000
	0.0000	0.0000	0.0000	0.0000	0.0000	0.0000	0.0000	0.0000	0.0000	0.0000	0.0000
	0.0000	0.0000	0.0000	0.0000	0.0000	0.0000	0.0000	0.0000	0.0000	0.0000	0.0000
	0.0000	0.6147	0.3853	0.0000	0.0000	0.0000	0.0000	0.0000	0.0000	0.0000	0.0000
	0.0000	0.0000	0.0000	0.0000	0.0000	0.0000	0.0000	0.0000	0.0000	0.0000	0.0000
	0.0000	0.0000	0.0000	0.0000	0.0000	0.0000	0.0000	0.0000	0.0000	0.0000	0.0000
	0.0000	0.0000	0.0000								
2004	1	5	1	0	1	42	42	7	0.0000	0.0000	0.8614
	0.1386	0.0000	0.0000	0.0000	0.0000	0.0000	0.0000	0.0000	0.0000	0.0000	0.0000
	0.0000	0.0000	0.0000	0.0000	0.0000	0.0000	0.0000	0.0000	0.0000	0.0000	0.0000
	0.0000	0.0000	0.0000	0.0000	0.0000	0.0000	0.0000	0.0000	0.0000	0.0000	0.0000
	0.0000	0.0000	0.8614	0.1386	0.0000	0.0000	0.0000	0.0000	0.0000	0.0000	0.0000
	0.0000	0.0000	0.0000	0.0000	0.0000	0.0000	0.0000	0.0000	0.0000	0.0000	0.0000
	0.0000	0.0000	0.0000	0.0000	0.0000	0.0000	0.0000	0.0000	0.0000	0.0000	0.0000
	0.0000	0.0000	0.0000								
2004	1	5	1	0	1	44	44	15	0.0000	0.0000	0.0886
	0.9114	0.0000	0.0000	0.0000	0.0000	0.0000	0.0000	0.0000	0.0000	0.0000	0.0000
	0.0000	0.0000	0.0000	0.0000	0.0000	0.0000	0.0000	0.0000	0.0000	0.0000	0.0000
	0.0000	0.0000	0.0000	0.0000	0.0000	0.0000	0.0000	0.0000	0.0000	0.0000	0.0000
	0.0000	0.0000	0.0886	0.9114	0.0000	0.0000	0.0000	0.0000	0.0000	0.0000	0.0000
	0.0000	0.0000	0.0000	0.0000	0.0000	0.0000	0.0000	0.0000	0.0000	0.0000	0.0000
	0.0000	0.0000	0.0000	0.0000	0.0000	0.0000	0.0000	0.0000	0.0000	0.0000	0.0000
	0.0000	0.0000	0.0000								
2004	1	5	1	0	1	46	46	16	0.0000	0.0000	0.7923
	0.1155	0.0923	0.0000	0.0000	0.0000	0.0000	0.0000	0.0000	0.0000	0.0000	0.0000
	0.0000	0.0000	0.0000	0.0000	0.0000	0.0000	0.0000	0.0000	0.0000	0.0000	0.0000
	0.0000	0.0000	0.0000	0.0000	0.0000	0.0000	0.0000	0.0000	0.0000	0.0000	0.0000
	0.0000	0.0000	0.7923	0.1155	0.0923	0.0000	0.0000	0.0000	0.0000	0.0000	0.0000
	0.0000	0.0000	0.0000	0.0000	0.0000	0.0000	0.0000	0.0000	0.0000	0.0000	0.0000
	0.0000	0.0000	0.0000	0.0000	0.0000	0.0000	0.0000	0.0000	0.0000	0.0000	0.0000
	0.0000	0.0000	0.0000								
2004	1	5	1	0	1	48	48	20	0.0000	0.0000	0.3007
	0.4275	0.2717	0.0000	0.0000	0.0000	0.0000	0.0000	0.0000	0.0000	0.0000	0.0000
	0.0000	0.0000	0.0000	0.0000	0.0000	0.0000	0.0000	0.0000	0.0000	0.0000	0.0000
	0.0000	0.0000	0.0000	0.0000	0.0000	0.0000	0.0000	0.0000	0.0000	0.0000	0.0000
	0.0000	0.0000	0.3007	0.4275	0.2717	0.0000	0.0000	0.0000	0.0000	0.0000	0.0000
	0.0000	0.0000	0.0000	0.0000	0.0000	0.0000	0.0000	0.0000	0.0000	0.0000	0.0000
	0.0000	0.0000	0.0000	0.0000	0.0000	0.0000	0.0000	0.0000	0.0000	0.0000	0.0000
	0.0000	0.0000	0.0000								
2004	1	5	1	0	1	50	50	24	0.0000	0.0000	0.0409
	0.4868	0.2824	0.1728	0.0000	0.0000	0.0000	0.0171	0.0000	0.0000	0.0000	0.0000
	0.0000	0.0000	0.0000	0.0000	0.0000	0.0000	0.0000	0.0000	0.0000	0.0000	0.0000
	0.0000	0.0000	0.0000	0.0000	0.0000	0.0000	0.0000	0.0000	0.0000	0.0000	0.0000
	0.0000	0.0000	0.0409	0.4868	0.2824	0.1728	0.0000	0.0000	0.0000	0.0171	0.0000
	0.0000	0.0000	0.0000	0.0000	0.0000	0.0000	0.0000	0.0000	0.0000	0.0000	0.0000
	0.0000	0.0000	0.0000	0.0000	0.0000	0.0000	0.0000	0.0000	0.0000	0.0000	0.0000
	0.0000	0.0000	0.0000								
2004	1	5	1	0	1	52	52	16	0.0000	0.0000	0.0000
	0.3285	0.6112	0.0000	0.0603	0.0000	0.0000	0.0000	0.0000	0.0000	0.0000	0.0000
	0.0000	0.0000	0.0000	0.0000	0.0000	0.0000	0.0000	0.0000	0.0000	0.0000	0.0000
	0.0000	0.0000	0.0000	0.0000	0.0000	0.0000	0.0000	0.0000	0.0000	0.0000	0.0000
	0.0000	0.0000	0.0000	0.3285	0.6112	0.0000	0.0603	0.0000	0.0000	0.0000	0.0000
	0.0000	0.0000	0.0000	0.0000	0.0000	0.0000	0.0000	0.0000	0.0000	0.0000	0.0000

	0.0000	0.0000	0.0000	0.0000	0.0000	0.0000	0.0000	0.0000	0.0000	0.0000	0.0000
	0.0000	0.0000	0.0000								
2004	1	5	1	0	1	54	54	18	0.0000	0.0000	0.0000
	0.5293	0.2894	0.0975	0.0838	0.0000	0.0000	0.0000	0.0000	0.0000	0.0000	0.0000
	0.0000	0.0000	0.0000	0.0000	0.0000	0.0000	0.0000	0.0000	0.0000	0.0000	0.0000
	0.0000	0.0000	0.0000	0.0000	0.0000	0.0000	0.0000	0.0000	0.0000	0.0000	0.0000
	0.0000	0.0000	0.0000	0.5293	0.2894	0.0975	0.0838	0.0000	0.0000	0.0000	0.0000
	0.0000	0.0000	0.0000	0.0000	0.0000	0.0000	0.0000	0.0000	0.0000	0.0000	0.0000
	0.0000	0.0000	0.0000	0.0000	0.0000	0.0000	0.0000	0.0000	0.0000	0.0000	0.0000
	0.0000	0.0000	0.0000								
2004	1	5	1	0	1	56	56	16	0.0000	0.0000	0.0000
	0.2289	0.5417	0.1179	0.1116	0.0000	0.0000	0.0000	0.0000	0.0000	0.0000	0.0000
	0.0000	0.0000	0.0000	0.0000	0.0000	0.0000	0.0000	0.0000	0.0000	0.0000	0.0000
	0.0000	0.0000	0.0000	0.0000	0.0000	0.0000	0.0000	0.0000	0.0000	0.0000	0.0000
	0.0000	0.0000	0.0000	0.2289	0.5417	0.1179	0.1116	0.0000	0.0000	0.0000	0.0000
	0.0000	0.0000	0.0000	0.0000	0.0000	0.0000	0.0000	0.0000	0.0000	0.0000	0.0000
	0.0000	0.0000	0.0000	0.0000	0.0000	0.0000	0.0000	0.0000	0.0000	0.0000	0.0000
	0.0000	0.0000	0.0000								
2004	1	5	1	0	1	58	58	19	0.0000	0.0000	0.0000
	0.1404	0.8421	0.0097	0.0000	0.0000	0.0000	0.0000	0.0078	0.0000	0.0000	0.0000
	0.0000	0.0000	0.0000	0.0000	0.0000	0.0000	0.0000	0.0000	0.0000	0.0000	0.0000
	0.0000	0.0000	0.0000	0.0000	0.0000	0.0000	0.0000	0.0000	0.0000	0.0000	0.0000
	0.0000	0.0000	0.0000	0.1404	0.8421	0.0097	0.0000	0.0000	0.0000	0.0000	0.0078
	0.0000	0.0000	0.0000	0.0000	0.0000	0.0000	0.0000	0.0000	0.0000	0.0000	0.0000
	0.0000	0.0000	0.0000	0.0000	0.0000	0.0000	0.0000	0.0000	0.0000	0.0000	0.0000
	0.0000	0.0000	0.0000								
2004	1	5	1	0	1	60	60	13	0.0000	0.0000	0.0000
	0.1130	0.8783	0.0063	0.0000	0.0024	0.0000	0.0000	0.0000	0.0000	0.0000	0.0000
	0.0000	0.0000	0.0000	0.0000	0.0000	0.0000	0.0000	0.0000	0.0000	0.0000	0.0000
	0.0000	0.0000	0.0000	0.0000	0.0000	0.0000	0.0000	0.0000	0.0000	0.0000	0.0000
	0.0000	0.0000	0.0000	0.1130	0.8783	0.0063	0.0000	0.0024	0.0000	0.0000	0.0000
	0.0000	0.0000	0.0000	0.0000	0.0000	0.0000	0.0000	0.0000	0.0000	0.0000	0.0000
	0.0000	0.0000	0.0000	0.0000	0.0000	0.0000	0.0000	0.0000	0.0000	0.0000	0.0000
	0.0000	0.0000	0.0000								
2004	1	5	1	0	1	62	62	10	0.0000	0.0000	0.0000
	0.0000	0.8281	0.1517	0.0000	0.0202	0.0000	0.0000	0.0000	0.0000	0.0000	0.0000
	0.0000	0.0000	0.0000	0.0000	0.0000	0.0000	0.0000	0.0000	0.0000	0.0000	0.0000
	0.0000	0.0000	0.0000	0.0000	0.0000	0.0000	0.0000	0.0000	0.0000	0.0000	0.0000
	0.0000	0.0000	0.0000	0.0000	0.8281	0.1517	0.0000	0.0202	0.0000	0.0000	0.0000
	0.0000	0.0000	0.0000	0.0000	0.0000	0.0000	0.0000	0.0000	0.0000	0.0000	0.0000
	0.0000	0.0000	0.0000	0.0000	0.0000	0.0000	0.0000	0.0000	0.0000	0.0000	0.0000
	0.0000	0.0000	0.0000								
2004	1	5	1	0	1	64	64	11	0.0000	0.0000	0.0000
	0.1580	0.2919	0.1949	0.0907	0.2645	0.0000	0.0000	0.0000	0.0000	0.0000	0.0000
	0.0000	0.0000	0.0000	0.0000	0.0000	0.0000	0.0000	0.0000	0.0000	0.0000	0.0000
	0.0000	0.0000	0.0000	0.0000	0.0000	0.0000	0.0000	0.0000	0.0000	0.0000	0.0000
	0.0000	0.0000	0.0000	0.1580	0.2919	0.1949	0.0907	0.2645	0.0000	0.0000	0.0000
	0.0000	0.0000	0.0000	0.0000	0.0000	0.0000	0.0000	0.0000	0.0000	0.0000	0.0000
	0.0000	0.0000	0.0000	0.0000	0.0000	0.0000	0.0000	0.0000	0.0000	0.0000	0.0000
	0.0000	0.0000	0.0000								
2004	1	5	1	0	1	66	66	10	0.0000	0.0000	0.0000
	0.0000	0.7057	0.0579	0.0831	0.0000	0.0367	0.0000	0.0000	0.0000	0.0000	0.0000
	0.1117	0.0000	0.0000	0.0000	0.0000	0.0000	0.0000	0.0000	0.0000	0.0000	0.0000
	0.0050	0.0000	0.0000	0.0000	0.0000	0.0000	0.0000	0.0000	0.0000	0.0000	0.0000
	0.0000	0.0000	0.0000	0.0000	0.7057	0.0579	0.0831	0.0000	0.0367	0.0000	0.0000
	0.0000	0.0000	0.0000	0.1117	0.0000	0.0000	0.0000	0.0000	0.0000	0.0000	0.0000
	0.0000	0.0000	0.0000	0.0050	0.0000	0.0000	0.0000	0.0000	0.0000	0.0000	0.0000
	0.0000	0.0000	0.0000								
2004	1	5	1	0	1	68	68	3	0.0000	0.0000	0.0000
	0.0000	0.2562	0.2543	0.0000	0.0000	0.4895	0.0000	0.0000	0.0000	0.0000	0.0000
	0.0000	0.0000	0.0000	0.0000	0.0000	0.0000	0.0000	0.0000	0.0000	0.0000	0.0000
	0.0000	0.0000	0.0000	0.0000	0.0000	0.0000	0.0000	0.0000	0.0000	0.0000	0.0000
	0.0000	0.0000	0.0000	0.0000	0.2562	0.2543	0.0000	0.0000	0.4895	0.0000	0.0000
	0.0000	0.0000	0.0000	0.0000	0.0000	0.0000	0.0000	0.0000	0.0000	0.0000	0.0000
	0.0000	0.0000	0.0000	0.0000	0.0000	0.0000	0.0000	0.0000	0.0000	0.0000	0.0000
	0.0000	0.0000	0.0000								
2004	1	5	1	0	1	70	70	4	0.0000	0.0000	0.0000
	0.0000	0.2115	0.7709	0.0000	0.0000	0.0000	0.0000	0.0000	0.0000	0.0000	0.0000
	0.0000	0.0000	0.0000	0.0000	0.0000	0.0000	0.0000	0.0000	0.0000	0.0000	0.0000
	0.0176	0.0000	0.0000	0.0000	0.0000	0.0000	0.0000	0.0000	0.0000	0.0000	0.0000

```
        0.0000  0.0000  0.0000  0.0000  0.2115  0.7709  0.0000  0.0000  0.0000  0.0000  0.0000
        0.0000  0.0000  0.0000  0.0000  0.0000  0.0000  0.0000  0.0000  0.0000  0.0000  0.0000
        0.0000  0.0000  0.0000  0.0176  0.0000  0.0000  0.0000  0.0000  0.0000  0.0000  0.0000
        0.0000  0.0000  0.0000
2004    1       5       1       0       1       72      72      2       0.0000  0.0000  0.0000
        0.0000  0.0000  0.9651  0.0000  0.0000  0.0000  0.0000  0.0349  0.0000  0.0000  0.0000
        0.0000  0.0000  0.0000  0.0000  0.0000  0.0000  0.0000  0.0000  0.0000  0.0000  0.0000
        0.0000  0.0000  0.0000  0.0000  0.0000  0.0000  0.0000  0.0000  0.0000  0.0000  0.0000
        0.0000  0.0000  0.0000  0.0000  0.0000  0.9651  0.0000  0.0000  0.0000  0.0000  0.0349
        0.0000  0.0000  0.0000  0.0000  0.0000  0.0000  0.0000  0.0000  0.0000  0.0000  0.0000
        0.0000  0.0000  0.0000  0.0000  0.0000  0.0000  0.0000  0.0000  0.0000  0.0000  0.0000
        0.0000  0.0000  0.0000
2004    1       5       1       0       1       74      74      3       0.0000  0.0000  0.0000
        0.0000  0.0000  0.0000  0.0000  0.0000  0.5838  0.2511  0.0000  0.0000  0.0000  0.1651
        0.0000  0.0000  0.0000  0.0000  0.0000  0.0000  0.0000  0.0000  0.0000  0.0000  0.0000
        0.0000  0.0000  0.0000  0.0000  0.0000  0.0000  0.0000  0.0000  0.0000  0.0000  0.0000
        0.0000  0.0000  0.0000  0.0000  0.0000  0.0000  0.0000  0.0000  0.5838  0.2511  0.0000
        0.0000  0.0000  0.1651  0.0000  0.0000  0.0000  0.0000  0.0000  0.0000  0.0000  0.0000
        0.0000  0.0000  0.0000  0.0000  0.0000  0.0000  0.0000  0.0000  0.0000  0.0000  0.0000
        0.0000  0.0000  0.0000
2004    1       5       1       0       1       78      78      1       0.0000  0.0000  0.0000
        0.0000  0.0000  0.0000  0.0000  0.0000  1.0000  0.0000  0.0000  0.0000  0.0000  0.0000
        0.0000  0.0000  0.0000  0.0000  0.0000  0.0000  0.0000  0.0000  0.0000  0.0000  0.0000
        0.0000  0.0000  0.0000  0.0000  0.0000  0.0000  0.0000  0.0000  0.0000  0.0000  0.0000
        0.0000  0.0000  0.0000  0.0000  0.0000  0.0000  0.0000  0.0000  1.0000  0.0000  0.0000
        0.0000  0.0000  0.0000  0.0000  0.0000  0.0000  0.0000  0.0000  0.0000  0.0000  0.0000
        0.0000  0.0000  0.0000  0.0000  0.0000  0.0000  0.0000  0.0000  0.0000  0.0000  0.0000
        0.0000  0.0000  0.0000
2004    1       5       1       0       1       82      82      1       0.0000  0.0000  0.0000
        0.0000  0.0000  0.0000  0.0000  0.0000  0.0000  0.0000  0.0000  0.0000  0.0000  0.0000
        1.0000  0.0000  0.0000  0.0000  0.0000  0.0000  0.0000  0.0000  0.0000  0.0000  0.0000
        0.0000  0.0000  0.0000  0.0000  0.0000  0.0000  0.0000  0.0000  0.0000  0.0000  0.0000
        0.0000  0.0000  0.0000  0.0000  0.0000  0.0000  0.0000  0.0000  0.0000  0.0000  0.0000
        0.0000  0.0000  0.0000  1.0000  0.0000  0.0000  0.0000  0.0000  0.0000  0.0000  0.0000
        0.0000  0.0000  0.0000  0.0000  0.0000  0.0000  0.0000  0.0000  0.0000  0.0000  0.0000
        0.0000  0.0000  0.0000
2004    1       5       1       0       1       86      86      2       0.0000  0.0000  0.0000
        0.0000  0.0000  0.0000  0.0000  0.0000  0.0000  0.0000  0.0000  0.0000  0.0000  0.0000
        0.0000  0.0000  0.2468  0.0000  0.0000  0.0000  0.0000  0.0000  0.0000  0.0000  0.0000
        0.0000  0.0000  0.0000  0.0000  0.7532  0.0000  0.0000  0.0000  0.0000  0.0000  0.0000
        0.0000  0.0000  0.0000  0.0000  0.0000  0.0000  0.0000  0.0000  0.0000  0.0000  0.0000
        0.0000  0.0000  0.0000  0.0000  0.0000  0.2468  0.0000  0.0000  0.0000  0.0000  0.0000
        0.0000  0.0000  0.0000  0.0000  0.0000  0.0000  0.0000  0.7532  0.0000  0.0000  0.0000
        0.0000  0.0000  0.0000
2004    1       5       1       0       1       88      88      1       0.0000  0.0000  0.0000
        0.0000  0.0000  0.0000  0.0000  0.0000  0.0000  0.0000  0.0000  0.0000  0.0000  0.0000
        0.0000  0.0000  0.0000  0.0000  0.0000  0.0000  0.0000  0.0000  0.0000  0.0000  0.0000
        0.0000  0.0000  0.0000  0.0000  0.0000  0.0000  0.0000  0.0000  0.0000  0.0000  1.0000
        0.0000  0.0000  0.0000  0.0000  0.0000  0.0000  0.0000  0.0000  0.0000  0.0000  0.0000
        0.0000  0.0000  0.0000  0.0000  0.0000  0.0000  0.0000  0.0000  0.0000  0.0000  0.0000
        0.0000  0.0000  0.0000  0.0000  0.0000  0.0000  0.0000  0.0000  0.0000  0.0000  0.0000
        0.0000  0.0000  1.0000
2004    1       5       1       0       1       90      90      1       0.0000  0.0000  0.0000
        0.0000  0.0000  0.0000  0.0000  0.0000  0.0000  0.0000  0.0000  0.0000  0.0000  0.0000
        1.0000  0.0000  0.0000  0.0000  0.0000  0.0000  0.0000  0.0000  0.0000  0.0000  0.0000
        0.0000  0.0000  0.0000  0.0000  0.0000  0.0000  0.0000  0.0000  0.0000  0.0000  0.0000
        0.0000  0.0000  0.0000  0.0000  0.0000  0.0000  0.0000  0.0000  0.0000  0.0000  0.0000
        0.0000  0.0000  0.0000  1.0000  0.0000  0.0000  0.0000  0.0000  0.0000  0.0000  0.0000
        0.0000  0.0000  0.0000  0.0000  0.0000  0.0000  0.0000  0.0000  0.0000  0.0000  0.0000
        0.0000  0.0000  0.0000
# AKSLP Females updated for 2011 (N=101)
1997    1       6       1       0       1       26      26      1       1.0000  0.0000  0.0000
        0.0000  0.0000  0.0000  0.0000  0.0000  0.0000  0.0000  0.0000  0.0000  0.0000  0.0000
        0.0000  0.0000  0.0000  0.0000  0.0000  0.0000  0.0000  0.0000  0.0000  0.0000  0.0000
        0.0000  0.0000  0.0000  0.0000  0.0000  0.0000  0.0000  0.0000  0.0000  0.0000  0.0000
        0.0000  1.0000  0.0000  0.0000  0.0000  0.0000  0.0000  0.0000  0.0000  0.0000  0.0000
        0.0000  0.0000  0.0000  0.0000  0.0000  0.0000  0.0000  0.0000  0.0000  0.0000  0.0000
        0.0000  0.0000  0.0000  0.0000  0.0000  0.0000  0.0000  0.0000  0.0000  0.0000  0.0000
        0.0000  0.0000  0.0000
```

1997	1	6	1	0	1	28	28	1	1.0000	0.0000	0.0000
	0.0000	0.0000	0.0000	0.0000	0.0000	0.0000	0.0000	0.0000	0.0000	0.0000	0.0000
	0.0000	0.0000	0.0000	0.0000	0.0000	0.0000	0.0000	0.0000	0.0000	0.0000	0.0000
	0.0000	0.0000	0.0000	0.0000	0.0000	0.0000	0.0000	0.0000	0.0000	0.0000	0.0000
	0.0000	1.0000	0.0000	0.0000	0.0000	0.0000	0.0000	0.0000	0.0000	0.0000	0.0000
	0.0000	0.0000	0.0000	0.0000	0.0000	0.0000	0.0000	0.0000	0.0000	0.0000	0.0000
	0.0000	0.0000	0.0000	0.0000	0.0000	0.0000	0.0000	0.0000	0.0000	0.0000	0.0000
	0.0000	0.0000	0.0000								
1997	1	6	1	0	1	38	38	4	0.0000	0.0000	0.5755
	0.3653	0.0592	0.0000	0.0000	0.0000	0.0000	0.0000	0.0000	0.0000	0.0000	0.0000
	0.0000	0.0000	0.0000	0.0000	0.0000	0.0000	0.0000	0.0000	0.0000	0.0000	0.0000
	0.0000	0.0000	0.0000	0.0000	0.0000	0.0000	0.0000	0.0000	0.0000	0.0000	0.0000
	0.0000	0.0000	0.5755	0.3653	0.0592	0.0000	0.0000	0.0000	0.0000	0.0000	0.0000
	0.0000	0.0000	0.0000	0.0000	0.0000	0.0000	0.0000	0.0000	0.0000	0.0000	0.0000
	0.0000	0.0000	0.0000	0.0000	0.0000	0.0000	0.0000	0.0000	0.0000	0.0000	0.0000
	0.0000	0.0000	0.0000								
1997	1	6	1	0	1	40	40	13	0.0000	0.0000	0.7723
	0.0873	0.0119	0.1206	0.0079	0.0000	0.0000	0.0000	0.0000	0.0000	0.0000	0.0000
	0.0000	0.0000	0.0000	0.0000	0.0000	0.0000	0.0000	0.0000	0.0000	0.0000	0.0000
	0.0000	0.0000	0.0000	0.0000	0.0000	0.0000	0.0000	0.0000	0.0000	0.0000	0.0000
	0.0000	0.0000	0.7723	0.0873	0.0119	0.1206	0.0079	0.0000	0.0000	0.0000	0.0000
	0.0000	0.0000	0.0000	0.0000	0.0000	0.0000	0.0000	0.0000	0.0000	0.0000	0.0000
	0.0000	0.0000	0.0000	0.0000	0.0000	0.0000	0.0000	0.0000	0.0000	0.0000	0.0000
	0.0000	0.0000	0.0000								
1997	1	6	1	0	1	42	42	23	0.0000	0.0000	0.4094
	0.3478	0.1964	0.0464	0.0000	0.0000	0.0000	0.0000	0.0000	0.0000	0.0000	0.0000
	0.0000	0.0000	0.0000	0.0000	0.0000	0.0000	0.0000	0.0000	0.0000	0.0000	0.0000
	0.0000	0.0000	0.0000	0.0000	0.0000	0.0000	0.0000	0.0000	0.0000	0.0000	0.0000
	0.0000	0.0000	0.4094	0.3478	0.1964	0.0464	0.0000	0.0000	0.0000	0.0000	0.0000
	0.0000	0.0000	0.0000	0.0000	0.0000	0.0000	0.0000	0.0000	0.0000	0.0000	0.0000
	0.0000	0.0000	0.0000	0.0000	0.0000	0.0000	0.0000	0.0000	0.0000	0.0000	0.0000
	0.0000	0.0000	0.0000								
1997	1	6	1	0	1	44	44	29	0.0000	0.0000	0.2261
	0.3808	0.1812	0.0706	0.0445	0.0580	0.0226	0.0000	0.0000	0.0000	0.0000	0.0000
	0.0000	0.0000	0.0000	0.0000	0.0000	0.0000	0.0000	0.0000	0.0000	0.0000	0.0000
	0.0000	0.0000	0.0000	0.0000	0.0000	0.0000	0.0000	0.0000	0.0000	0.0000	0.0163
	0.0000	0.0000	0.2261	0.3808	0.1812	0.0706	0.0445	0.0580	0.0226	0.0000	0.0000
	0.0000	0.0000	0.0000	0.0000	0.0000	0.0000	0.0000	0.0000	0.0000	0.0000	0.0000
	0.0000	0.0000	0.0000	0.0000	0.0000	0.0000	0.0000	0.0000	0.0000	0.0000	0.0000
	0.0000	0.0000	0.0163								
1997	1	6	1	0	1	46	46	28	0.0000	0.0000	0.1425
	0.2442	0.3274	0.1453	0.0000	0.0000	0.0283	0.0108	0.0000	0.0000	0.0000	0.0318
	0.0000	0.0000	0.0000	0.0000	0.0000	0.0000	0.0000	0.0000	0.0000	0.0000	0.0000
	0.0000	0.0000	0.0000	0.0000	0.0000	0.0000	0.0000	0.0000	0.0000	0.0000	0.0697
	0.0000	0.0000	0.1425	0.2442	0.3274	0.1453	0.0000	0.0000	0.0283	0.0108	0.0000
	0.0000	0.0000	0.0318	0.0000	0.0000	0.0000	0.0000	0.0000	0.0000	0.0000	0.0000
	0.0000	0.0000	0.0000	0.0000	0.0000	0.0000	0.0000	0.0000	0.0000	0.0000	0.0000
	0.0000	0.0000	0.0697								
1997	1	6	1	0	1	48	48	38	0.0000	0.0000	0.1050
	0.2593	0.2331	0.0578	0.1699	0.0330	0.0000	0.0600	0.0318	0.0414	0.0000	0.0086
	0.0000	0.0000	0.0000	0.0000	0.0000	0.0000	0.0000	0.0000	0.0000	0.0000	0.0000
	0.0000	0.0000	0.0000	0.0000	0.0000	0.0000	0.0000	0.0000	0.0000	0.0000	0.0000
	0.0000	0.0000	0.1050	0.2593	0.2331	0.0578	0.1699	0.0330	0.0000	0.0600	0.0318
	0.0414	0.0000	0.0086	0.0000	0.0000	0.0000	0.0000	0.0000	0.0000	0.0000	0.0000
	0.0000	0.0000	0.0000	0.0000	0.0000	0.0000	0.0000	0.0000	0.0000	0.0000	0.0000
	0.0000	0.0000	0.0000								
1997	1	6	1	0	1	50	50	43	0.0000	0.0000	0.0461
	0.1782	0.1868	0.0947	0.1420	0.0251	0.0422	0.0091	0.0835	0.0091	0.0162	0.0238
	0.0094	0.0000	0.0395	0.0248	0.0000	0.0000	0.0176	0.0000	0.0000	0.0000	0.0000
	0.0000	0.0000	0.0000	0.0000	0.0000	0.0000	0.0000	0.0000	0.0101	0.0171	0.0248
	0.0000	0.0000	0.0461	0.1782	0.1868	0.0947	0.1420	0.0251	0.0422	0.0091	0.0835
	0.0091	0.0162	0.0238	0.0094	0.0000	0.0395	0.0248	0.0000	0.0000	0.0176	0.0000
	0.0000	0.0000	0.0000	0.0000	0.0000	0.0000	0.0000	0.0000	0.0000	0.0000	0.0000
	0.0101	0.0171	0.0248								
1997	1	6	1	0	1	52	52	44	0.0000	0.0000	0.0326
	0.0000	0.1282	0.2345	0.0240	0.1076	0.0180	0.0581	0.0297	0.0204	0.0000	0.0174
	0.0823	0.0000	0.0660	0.0000	0.0000	0.0000	0.0000	0.0090	0.0840	0.0000	0.0093
	0.0096	0.0000	0.0000	0.0000	0.0000	0.0169	0.0215	0.0000	0.0000	0.0215	0.0094
	0.0000	0.0000	0.0326	0.0000	0.1282	0.2345	0.0240	0.1076	0.0180	0.0581	0.0297
	0.0204	0.0000	0.0174	0.0823	0.0000	0.0660	0.0000	0.0000	0.0000	0.0000	0.0090

	0.0840	0.0000	0.0093	0.0096	0.0000	0.0000	0.0000	0.0000	0.0169	0.0215	0.0000
	0.0000	0.0215	0.0094								
1997	1	6	1	0	1	54	54	49	0.0000	0.0000	0.0000
	0.0282	0.1617	0.1023	0.0573	0.0392	0.0618	0.0868	0.0761	0.0569	0.0338	0.0120
	0.0000	0.0459	0.0321	0.0440	0.0108	0.0175	0.0243	0.0000	0.0091	0.0396	0.0039
	0.0000	0.0000	0.0000	0.0000	0.0138	0.0000	0.0000	0.0175	0.0000	0.0000	0.0254
	0.0000	0.0000	0.0000	0.0282	0.1617	0.1023	0.0573	0.0392	0.0618	0.0868	0.0761
	0.0569	0.0338	0.0120	0.0000	0.0459	0.0321	0.0440	0.0108	0.0175	0.0243	0.0000
	0.0091	0.0396	0.0039	0.0000	0.0000	0.0000	0.0000	0.0138	0.0000	0.0000	0.0175
	0.0000	0.0000	0.0254								
1997	1	6	1	0	1	56	56	54	0.0000	0.0000	0.0000
	0.0746	0.0770	0.1322	0.0701	0.0379	0.0154	0.0171	0.0430	0.0269	0.0861	0.0222
	0.0295	0.0390	0.0896	0.0159	0.0296	0.0156	0.0080	0.0113	0.0043	0.0249	0.0133
	0.0271	0.0077	0.0000	0.0000	0.0000	0.0000	0.0000	0.0158	0.0000	0.0000	0.0658
	0.0000	0.0000	0.0000	0.0746	0.0770	0.1322	0.0701	0.0379	0.0154	0.0171	0.0430
	0.0269	0.0861	0.0222	0.0295	0.0390	0.0896	0.0159	0.0296	0.0156	0.0080	0.0113
	0.0043	0.0249	0.0133	0.0271	0.0077	0.0000	0.0000	0.0000	0.0000	0.0000	0.0158
	0.0000	0.0000	0.0658								
1997	1	6	1	0	1	58	58	49	0.0000	0.0000	0.0089
	0.1347	0.0235	0.0182	0.0863	0.0240	0.0160	0.0511	0.0117	0.0298	0.0327	0.0272
	0.0133	0.0387	0.0000	0.0000	0.0101	0.0209	0.0279	0.0369	0.0414	0.0101	0.0134
	0.0085	0.0625	0.0153	0.0142	0.0048	0.0000	0.0000	0.0000	0.0000	0.0933	0.1247
	0.0000	0.0000	0.0089	0.1347	0.0235	0.0182	0.0863	0.0240	0.0160	0.0511	0.0117
	0.0298	0.0327	0.0272	0.0133	0.0387	0.0000	0.0000	0.0101	0.0209	0.0279	0.0369
	0.0414	0.0101	0.0134	0.0085	0.0625	0.0153	0.0142	0.0048	0.0000	0.0000	0.0000
	0.0000	0.0933	0.1247								
1997	1	6	1	0	1	60	60	46	0.0000	0.0000	0.0000
	0.0075	0.1257	0.0068	0.0068	0.0760	0.0879	0.0319	0.0177	0.0632	0.0361	0.0322
	0.0079	0.0294	0.0350	0.0067	0.0154	0.0200	0.0373	0.0000	0.0000	0.0374	0.0103
	0.0530	0.0198	0.0000	0.0136	0.0000	0.0000	0.0219	0.0045	0.0242	0.0219	0.1499
	0.0000	0.0000	0.0000	0.0075	0.1257	0.0068	0.0068	0.0760	0.0879	0.0319	0.0177
	0.0632	0.0361	0.0322	0.0079	0.0294	0.0350	0.0067	0.0154	0.0200	0.0373	0.0000
	0.0000	0.0374	0.0103	0.0530	0.0198	0.0000	0.0136	0.0000	0.0000	0.0219	0.0045
	0.0242	0.0219	0.1499								
1997	1	6	1	0	1	62	62	37	0.0000	0.0000	0.0000
	0.0000	0.0000	0.0133	0.0133	0.0555	0.0237	0.0638	0.0480	0.0387	0.0219	0.0424
	0.0336	0.0655	0.0613	0.0247	0.0504	0.0000	0.0000	0.0252	0.0181	0.1338	0.0000
	0.0336	0.0068	0.0000	0.0194	0.0750	0.0000	0.0118	0.0000	0.0000	0.0000	0.1201
	0.0000	0.0000	0.0000	0.0000	0.0000	0.0133	0.0133	0.0555	0.0237	0.0638	0.0480
	0.0387	0.0219	0.0424	0.0336	0.0655	0.0613	0.0247	0.0504	0.0000	0.0000	0.0252
	0.0181	0.1338	0.0000	0.0336	0.0068	0.0000	0.0194	0.0750	0.0000	0.0118	0.0000
	0.0000	0.0000	0.1201								
1997	1	6	1	0	1	64	64	26	0.0000	0.0000	0.0000
	0.0000	0.0000	0.0000	0.0000	0.0812	0.0946	0.0681	0.0000	0.0113	0.0109	0.0000
	0.0000	0.0154	0.2299	0.0224	0.0479	0.1549	0.0116	0.0116	0.0207	0.0000	0.0154
	0.0000	0.0151	0.0000	0.0316	0.0116	0.0000	0.0000	0.0000	0.0065	0.0298	0.1097
	0.0000	0.0000	0.0000	0.0000	0.0000	0.0000	0.0000	0.0812	0.0946	0.0681	0.0000
	0.0113	0.0109	0.0000	0.0000	0.0154	0.2299	0.0224	0.0479	0.1549	0.0116	0.0116
	0.0207	0.0000	0.0154	0.0000	0.0151	0.0000	0.0316	0.0116	0.0000	0.0000	0.0000
	0.0065	0.0298	0.1097								
1997	1	6	1	0	1	66	66	31	0.0000	0.0000	0.0000
	0.0000	0.0080	0.0183	0.0000	0.0862	0.1658	0.0220	0.1869	0.0659	0.0343	0.0000
	0.0109	0.0000	0.0111	0.0071	0.0000	0.0000	0.0000	0.0000	0.0396	0.0000	0.0000
	0.0000	0.0000	0.0000	0.1044	0.0105	0.0388	0.0332	0.0000	0.0000	0.0148	0.1422
	0.0000	0.0000	0.0000	0.0000	0.0080	0.0183	0.0000	0.0862	0.1658	0.0220	0.1869
	0.0659	0.0343	0.0000	0.0109	0.0000	0.0111	0.0071	0.0000	0.0000	0.0000	0.0000
	0.0396	0.0000	0.0000	0.0000	0.0000	0.0000	0.1044	0.0105	0.0388	0.0332	0.0000
	0.0000	0.0148	0.1422								
1997	1	6	1	0	1	68	68	29	0.0000	0.0000	0.0000
	0.0000	0.0000	0.0000	0.0829	0.0155	0.0566	0.1004	0.0344	0.1841	0.0000	0.1414
	0.0223	0.0096	0.0223	0.0126	0.0000	0.0137	0.0000	0.0000	0.0000	0.0000	0.0000
	0.0127	0.0000	0.0000	0.0000	0.0000	0.0412	0.0000	0.0000	0.0169	0.0347	0.1990
	0.0000	0.0000	0.0000	0.0000	0.0000	0.0000	0.0829	0.0155	0.0566	0.1004	0.0344
	0.1841	0.0000	0.1414	0.0223	0.0096	0.0223	0.0126	0.0000	0.0137	0.0000	0.0000
	0.0000	0.0000	0.0000	0.0127	0.0000	0.0000	0.0000	0.0000	0.0412	0.0000	0.0000
	0.0169	0.0347	0.1990								
1997	1	6	1	0	1	70	70	17	0.0000	0.0000	0.0000
	0.0000	0.0000	0.0000	0.0167	0.1473	0.0000	0.0000	0.0597	0.0800	0.0000	0.0000
	0.0000	0.0761	0.0156	0.0898	0.0378	0.0242	0.0121	0.0199	0.0000	0.0000	0.0000
	0.0000	0.0000	0.0000	0.0000	0.0000	0.0000	0.0000	0.0000	0.0235	0.0526	0.3448

	0.0000	0.0000	0.0000	0.0000	0.0000	0.0000	0.0167	0.1473	0.0000	0.0000	0.0597
	0.0800	0.0000	0.0000	0.0000	0.0761	0.0156	0.0898	0.0378	0.0242	0.0121	0.0199
	0.0000	0.0000	0.0000	0.0000	0.0000	0.0000	0.0000	0.0000	0.0000	0.0000	0.0000
	0.0235	0.0526	0.3448								
1997	1	6	1	0	1	72	72	10	0.0000	0.0000	0.0000
	0.0000	0.0000	0.0000	0.0000	0.0000	0.0000	0.0000	0.0590	0.0241	0.0000	0.0000
	0.0000	0.2733	0.0000	0.0000	0.3094	0.0696	0.0000	0.0000	0.0000	0.0000	0.0255
	0.0000	0.0000	0.0253	0.0000	0.0000	0.0255	0.0000	0.0000	0.0214	0.0707	0.0960
	0.0000	0.0000	0.0000	0.0000	0.0000	0.0000	0.0000	0.0000	0.0000	0.0000	0.0590
	0.0241	0.0000	0.0000	0.0000	0.2733	0.0000	0.0000	0.3094	0.0696	0.0000	0.0000
	0.0000	0.0000	0.0255	0.0000	0.0000	0.0253	0.0000	0.0000	0.0255	0.0000	0.0000
	0.0214	0.0707	0.0960								
1997	1	6	1	0	1	74	74	9	0.0000	0.0000	0.0000
	0.0000	0.0000	0.0000	0.0000	0.0800	0.3223	0.0000	0.0000	0.0000	0.0000	0.0000
	0.0000	0.0000	0.0000	0.0000	0.0000	0.1053	0.0716	0.0679	0.1052	0.0000	0.0000
	0.0544	0.0000	0.0000	0.0000	0.0000	0.1934	0.0000	0.0000	0.0000	0.0000	0.0000
	0.0000	0.0000	0.0000	0.0000	0.0000	0.0000	0.0000	0.0800	0.3223	0.0000	0.0000
	0.0000	0.0000	0.0000	0.0000	0.0000	0.0000	0.0000	0.0000	0.1053	0.0716	0.0679
	0.1052	0.0000	0.0000	0.0544	0.0000	0.0000	0.0000	0.0000	0.1934	0.0000	0.0000
	0.0000	0.0000	0.0000								
1997	1	6	1	0	1	76	76	5	0.0000	0.0000	0.0000
	0.0000	0.0000	0.0000	0.0000	0.0000	0.0000	0.0000	0.0000	0.0000	0.0913	0.0000
	0.2801	0.2511	0.0000	0.0000	0.0000	0.1950	0.0000	0.0000	0.0000	0.0000	0.0000
	0.0000	0.0000	0.0000	0.0913	0.0000	0.0000	0.0000	0.0000	0.0000	0.0000	0.0913
	0.0000	0.0000	0.0000	0.0000	0.0000	0.0000	0.0000	0.0000	0.0000	0.0000	0.0000
	0.0000	0.0913	0.0000	0.2801	0.2511	0.0000	0.0000	0.0000	0.1950	0.0000	0.0000
	0.0000	0.0000	0.0000	0.0000	0.0000	0.0000	0.0913	0.0000	0.0000	0.0000	0.0000
	0.0000	0.0000	0.0913								
1997	1	6	1	0	1	78	78	5	0.0000	0.0000	0.0000
	0.0000	0.0000	0.0000	0.0000	0.0000	0.0000	0.0000	0.0000	0.0000	0.0000	0.0000
	0.1605	0.0000	0.2110	0.0000	0.0000	0.4259	0.0000	0.0730	0.0000	0.0000	0.0000
	0.0000	0.1295	0.0000	0.0000	0.0000	0.0000	0.0000	0.0000	0.0000	0.0000	0.0000
	0.0000	0.0000	0.0000	0.0000	0.0000	0.0000	0.0000	0.0000	0.0000	0.0000	0.0000
	0.0000	0.0000	0.0000	0.1605	0.0000	0.2110	0.0000	0.0000	0.4259	0.0000	0.0730
	0.0000	0.0000	0.0000	0.0000	0.1295	0.0000	0.0000	0.0000	0.0000	0.0000	0.0000
	0.0000	0.0000	0.0000								
1997	1	6	1	0	1	80	80	5	0.0000	0.0000	0.0000
	0.0000	0.0000	0.0000	0.0000	0.0000	0.0000	0.0000	0.0000	0.0000	0.1461	0.0000
	0.3223	0.5014	0.0000	0.0000	0.0000	0.0000	0.0000	0.0000	0.0000	0.0000	0.0000
	0.0000	0.0000	0.0000	0.0000	0.0000	0.0000	0.0000	0.0000	0.0000	0.0000	0.0302
	0.0000	0.0000	0.0000	0.0000	0.0000	0.0000	0.0000	0.0000	0.0000	0.0000	0.0000
	0.0000	0.1461	0.0000	0.3223	0.5014	0.0000	0.0000	0.0000	0.0000	0.0000	0.0000
	0.0000	0.0000	0.0000	0.0000	0.0000	0.0000	0.0000	0.0000	0.0000	0.0000	0.0000
	0.0000	0.0000	0.0302								
1997	1	6	1	0	1	82	82	1	0.0000	0.0000	0.0000
	0.0000	0.0000	0.0000	0.0000	0.0000	0.0000	0.0000	0.0000	0.0000	0.0000	0.0000
	1.0000	0.0000	0.0000	0.0000	0.0000	0.0000	0.0000	0.0000	0.0000	0.0000	0.0000
	0.0000	0.0000	0.0000	0.0000	0.0000	0.0000	0.0000	0.0000	0.0000	0.0000	0.0000
	0.0000	0.0000	0.0000	0.0000	0.0000	0.0000	0.0000	0.0000	0.0000	0.0000	0.0000
	0.0000	0.0000	0.0000	1.0000	0.0000	0.0000	0.0000	0.0000	0.0000	0.0000	0.0000
	0.0000	0.0000	0.0000	0.0000	0.0000	0.0000	0.0000	0.0000	0.0000	0.0000	0.0000
	0.0000	0.0000	0.0000								
1997	1	6	1	0	1	84	84	1	0.0000	0.0000	0.0000
	0.0000	0.0000	0.0000	0.0000	0.0000	0.0000	0.0000	0.0000	0.0000	0.0000	0.0000
	0.0000	0.0000	0.0000	0.0000	0.0000	0.0000	0.0000	0.0000	0.0000	0.0000	0.0000
	0.0000	0.0000	0.0000	0.0000	0.0000	0.0000	0.0000	0.0000	0.0000	0.0000	1.0000
	0.0000	0.0000	0.0000	0.0000	0.0000	0.0000	0.0000	0.0000	0.0000	0.0000	0.0000
	0.0000	0.0000	0.0000	0.0000	0.0000	0.0000	0.0000	0.0000	0.0000	0.0000	0.0000
	0.0000	0.0000	0.0000	0.0000	0.0000	0.0000	0.0000	0.0000	0.0000	0.0000	0.0000
	0.0000	0.0000	1.0000								
1999	1	6	1	0	1	40	40	3	0.0000	0.0000	1.0000
	0.0000	0.0000	0.0000	0.0000	0.0000	0.0000	0.0000	0.0000	0.0000	0.0000	0.0000
	0.0000	0.0000	0.0000	0.0000	0.0000	0.0000	0.0000	0.0000	0.0000	0.0000	0.0000
	0.0000	0.0000	0.0000	0.0000	0.0000	0.0000	0.0000	0.0000	0.0000	0.0000	0.0000
	0.0000	0.0000	1.0000	0.0000	0.0000	0.0000	0.0000	0.0000	0.0000	0.0000	0.0000
	0.0000	0.0000	0.0000	0.0000	0.0000	0.0000	0.0000	0.0000	0.0000	0.0000	0.0000
	0.0000	0.0000	0.0000	0.0000	0.0000	0.0000	0.0000	0.0000	0.0000	0.0000	0.0000
	0.0000	0.0000	0.0000								
1999	1	6	1	0	1	42	42	2	0.0000	0.0000	1.0000
	0.0000	0.0000	0.0000	0.0000	0.0000	0.0000	0.0000	0.0000	0.0000	0.0000	0.0000

	0.0000	0.0000	0.0000	0.0000	0.0000	0.0000	0.0000	0.0000	0.0000	0.0000	0.0000
	0.0000	0.0000	0.0000	0.0000	0.0000	0.0000	0.0000	0.0000	0.0000	0.0000	0.0000
	0.0000	0.0000	1.0000	0.0000	0.0000	0.0000	0.0000	0.0000	0.0000	0.0000	0.0000
	0.0000	0.0000	0.0000	0.0000	0.0000	0.0000	0.0000	0.0000	0.0000	0.0000	0.0000
	0.0000	0.0000	0.0000	0.0000	0.0000	0.0000	0.0000	0.0000	0.0000	0.0000	0.0000
	0.0000	0.0000	0.0000								
1999	1	6	1	0	1	44	44	5	0.0000	0.0000	0.4077
	0.0000	0.0000	0.5923	0.0000	0.0000	0.0000	0.0000	0.0000	0.0000	0.0000	0.0000
	0.0000	0.0000	0.0000	0.0000	0.0000	0.0000	0.0000	0.0000	0.0000	0.0000	0.0000
	0.0000	0.0000	0.0000	0.0000	0.0000	0.0000	0.0000	0.0000	0.0000	0.0000	0.0000
	0.0000	0.0000	0.4077	0.0000	0.0000	0.5923	0.0000	0.0000	0.0000	0.0000	0.0000
	0.0000	0.0000	0.0000	0.0000	0.0000	0.0000	0.0000	0.0000	0.0000	0.0000	0.0000
	0.0000	0.0000	0.0000	0.0000	0.0000	0.0000	0.0000	0.0000	0.0000	0.0000	0.0000
	0.0000	0.0000	0.0000								
1999	1	6	1	0	1	46	46	2	0.0000	0.0000	0.8682
	0.0000	0.1318	0.0000	0.0000	0.0000	0.0000	0.0000	0.0000	0.0000	0.0000	0.0000
	0.0000	0.0000	0.0000	0.0000	0.0000	0.0000	0.0000	0.0000	0.0000	0.0000	0.0000
	0.0000	0.0000	0.0000	0.0000	0.0000	0.0000	0.0000	0.0000	0.0000	0.0000	0.0000
	0.0000	0.0000	0.8682	0.0000	0.1318	0.0000	0.0000	0.0000	0.0000	0.0000	0.0000
	0.0000	0.0000	0.0000	0.0000	0.0000	0.0000	0.0000	0.0000	0.0000	0.0000	0.0000
	0.0000	0.0000	0.0000	0.0000	0.0000	0.0000	0.0000	0.0000	0.0000	0.0000	0.0000
	0.0000	0.0000	0.0000								
1999	1	6	1	0	1	48	48	6	0.0000	0.0000	0.4146
	0.1379	0.1345	0.0000	0.1301	0.0000	0.0000	0.0000	0.1830	0.0000	0.0000	0.0000
	0.0000	0.0000	0.0000	0.0000	0.0000	0.0000	0.0000	0.0000	0.0000	0.0000	0.0000
	0.0000	0.0000	0.0000	0.0000	0.0000	0.0000	0.0000	0.0000	0.0000	0.0000	0.0000
	0.0000	0.0000	0.4146	0.1379	0.1345	0.0000	0.1301	0.0000	0.0000	0.0000	0.1830
	0.0000	0.0000	0.0000	0.0000	0.0000	0.0000	0.0000	0.0000	0.0000	0.0000	0.0000
	0.0000	0.0000	0.0000	0.0000	0.0000	0.0000	0.0000	0.0000	0.0000	0.0000	0.0000
	0.0000	0.0000	0.0000								
1999	1	6	1	0	1	50	50	11	0.0000	0.0000	0.0681
	0.1280	0.0865	0.1129	0.0158	0.0000	0.2604	0.3283	0.0000	0.0000	0.0000	0.0000
	0.0000	0.0000	0.0000	0.0000	0.0000	0.0000	0.0000	0.0000	0.0000	0.0000	0.0000
	0.0000	0.0000	0.0000	0.0000	0.0000	0.0000	0.0000	0.0000	0.0000	0.0000	0.0000
	0.0000	0.0000	0.0681	0.1280	0.0865	0.1129	0.0158	0.0000	0.2604	0.3283	0.0000
	0.0000	0.0000	0.0000	0.0000	0.0000	0.0000	0.0000	0.0000	0.0000	0.0000	0.0000
	0.0000	0.0000	0.0000	0.0000	0.0000	0.0000	0.0000	0.0000	0.0000	0.0000	0.0000
	0.0000	0.0000	0.0000								
1999	1	6	1	0	1	52	52	20	0.0000	0.0000	0.0260
	0.1046	0.1683	0.2893	0.0781	0.0000	0.0593	0.0000	0.0609	0.0000	0.0000	0.0000
	0.1355	0.0000	0.0000	0.0000	0.0000	0.0000	0.0000	0.0000	0.0000	0.0000	0.0000
	0.0000	0.0000	0.0000	0.0000	0.0000	0.0000	0.0000	0.0000	0.0780	0.0000	0.0000
	0.0000	0.0000	0.0260	0.1046	0.1683	0.2893	0.0781	0.0000	0.0593	0.0000	0.0609
	0.0000	0.0000	0.0000	0.1355	0.0000	0.0000	0.0000	0.0000	0.0000	0.0000	0.0000
	0.0000	0.0000	0.0000	0.0000	0.0000	0.0000	0.0000	0.0000	0.0000	0.0000	0.0000
	0.0780	0.0000	0.0000								
1999	1	6	1	0	1	54	54	27	0.0000	0.0000	0.1110
	0.0000	0.3470	0.0540	0.1493	0.0000	0.0064	0.0403	0.1305	0.0000	0.0751	0.0000
	0.0000	0.0222	0.0111	0.0000	0.0000	0.0000	0.0000	0.0000	0.0000	0.0000	0.0288
	0.0000	0.0000	0.0000	0.0000	0.0000	0.0000	0.0000	0.0000	0.0000	0.0000	0.0243
	0.0000	0.0000	0.1110	0.0000	0.3470	0.0540	0.1493	0.0000	0.0064	0.0403	0.1305
	0.0000	0.0751	0.0000	0.0000	0.0222	0.0111	0.0000	0.0000	0.0000	0.0000	0.0000
	0.0000	0.0000	0.0288	0.0000	0.0000	0.0000	0.0000	0.0000	0.0000	0.0000	0.0000
	0.0000	0.0000	0.0243								
1999	1	6	1	0	1	56	56	23	0.0000	0.0000	0.0000
	0.0153	0.1563	0.0288	0.1140	0.0396	0.0000	0.1934	0.0000	0.0775	0.0000	0.0184
	0.0219	0.0072	0.0000	0.0000	0.0852	0.0310	0.0000	0.0282	0.1482	0.0076	0.0000
	0.0000	0.0276	0.0000	0.0000	0.0000	0.0000	0.0000	0.0000	0.0000	0.0000	0.0000
	0.0000	0.0000	0.0000	0.0153	0.1563	0.0288	0.1140	0.0396	0.0000	0.1934	0.0000
	0.0775	0.0000	0.0184	0.0219	0.0072	0.0000	0.0000	0.0852	0.0310	0.0000	0.0282
	0.1482	0.0076	0.0000	0.0000	0.0276	0.0000	0.0000	0.0000	0.0000	0.0000	0.0000
	0.0000	0.0000	0.0000								
1999	1	6	1	0	1	58	58	21	0.0000	0.0000	0.0000
	0.0000	0.1194	0.0736	0.0000	0.1800	0.0269	0.0000	0.0000	0.1456	0.0000	0.0200
	0.0000	0.0193	0.0000	0.0000	0.0176	0.1063	0.0000	0.0000	0.0000	0.1001	0.0000
	0.0000	0.0000	0.0000	0.0775	0.0000	0.0280	0.0000	0.0000	0.0293	0.0000	0.0562
	0.0000	0.0000	0.0000	0.0000	0.1194	0.0736	0.0000	0.1800	0.0269	0.0000	0.0000
	0.1456	0.0000	0.0200	0.0000	0.0193	0.0000	0.0000	0.0176	0.1063	0.0000	0.0000
	0.0000	0.1001	0.0000	0.0000	0.0000	0.0000	0.0775	0.0000	0.0280	0.0000	0.0000
	0.0293	0.0000	0.0562								

1999	1	6	1	0	1	60	60	13	0.0000	0.0000	0.0000
	0.0000	0.0621	0.0000	0.0000	0.0440	0.0435	0.0000	0.0000	0.0000	0.1522	0.0000
	0.0000	0.0321	0.0000	0.0000	0.0000	0.0000	0.0000	0.0338	0.0298	0.0000	0.0000
	0.0320	0.2417	0.0000	0.0000	0.0000	0.0000	0.1014	0.0000	0.0000	0.0000	0.2273
	0.0000	0.0000	0.0000	0.0000	0.0621	0.0000	0.0000	0.0440	0.0435	0.0000	0.0000
	0.0000	0.1522	0.0000	0.0000	0.0321	0.0000	0.0000	0.0000	0.0000	0.0000	0.0338
	0.0298	0.0000	0.0000	0.0320	0.2417	0.0000	0.0000	0.0000	0.0000	0.1014	0.0000
	0.0000	0.0000	0.2273								
1999	1	6	1	0	1	62	62	21	0.0000	0.0000	0.0000
	0.0000	0.0000	0.0895	0.0000	0.0276	0.0288	0.0518	0.0398	0.0287	0.0527	0.0000
	0.0000	0.1144	0.0000	0.0282	0.0000	0.0424	0.0424	0.0000	0.2023	0.0000	0.0000
	0.0256	0.0302	0.0000	0.0000	0.1346	0.0356	0.0000	0.0000	0.0000	0.0000	0.0256
	0.0000	0.0000	0.0000	0.0000	0.0000	0.0895	0.0000	0.0276	0.0288	0.0518	0.0398
	0.0287	0.0527	0.0000	0.0000	0.1144	0.0000	0.0282	0.0000	0.0424	0.0424	0.0000
	0.2023	0.0000	0.0000	0.0256	0.0302	0.0000	0.0000	0.1346	0.0356	0.0000	0.0000
	0.0000	0.0000	0.0256								
1999	1	6	1	0	1	64	64	19	0.0000	0.0000	0.0000
	0.0000	0.0000	0.0437	0.0000	0.0000	0.0000	0.0000	0.0000	0.0000	0.2448	0.0000
	0.0545	0.0000	0.0403	0.0000	0.0000	0.1482	0.0000	0.0294	0.0000	0.0000	0.0225
	0.0000	0.0000	0.0887	0.0190	0.0000	0.0577	0.0183	0.0000	0.0000	0.0000	0.2328
	0.0000	0.0000	0.0000	0.0000	0.0000	0.0437	0.0000	0.0000	0.0000	0.0000	0.0000
	0.0000	0.2448	0.0000	0.0545	0.0000	0.0403	0.0000	0.0000	0.1482	0.0000	0.0294
	0.0000	0.0000	0.0225	0.0000	0.0000	0.0887	0.0190	0.0000	0.0577	0.0183	0.0000
	0.0000	0.0000	0.2328								
1999	1	6	1	0	1	66	66	20	0.0000	0.0000	0.0000
	0.0000	0.0000	0.0000	0.0000	0.0294	0.1937	0.0569	0.0117	0.0000	0.2152	0.0000
	0.0000	0.0000	0.0000	0.0099	0.0000	0.0443	0.0460	0.0625	0.0165	0.0000	0.0080
	0.0000	0.0630	0.0000	0.0000	0.0000	0.0126	0.0000	0.1206	0.0258	0.0000	0.0840
	0.0000	0.0000	0.0000	0.0000	0.0000	0.0000	0.0000	0.0294	0.1937	0.0569	0.0117
	0.0000	0.2152	0.0000	0.0000	0.0000	0.0000	0.0099	0.0000	0.0443	0.0460	0.0625
	0.0165	0.0000	0.0080	0.0000	0.0630	0.0000	0.0000	0.0000	0.0126	0.0000	0.1206
	0.0258	0.0000	0.0840								
1999	1	6	1	0	1	68	68	11	0.0000	0.0000	0.0000
	0.0000	0.0000	0.0000	0.0000	0.0000	0.0000	0.0909	0.0949	0.0000	0.0000	0.0000
	0.0000	0.1767	0.0000	0.0000	0.0000	0.0000	0.0000	0.0000	0.0960	0.0000	0.0000
	0.0000	0.0845	0.0000	0.0734	0.0000	0.0000	0.0000	0.0000	0.0000	0.0000	0.3836
	0.0000	0.0000	0.0000	0.0000	0.0000	0.0000	0.0000	0.0000	0.0000	0.0909	0.0949
	0.0000	0.0000	0.0000	0.0000	0.1767	0.0000	0.0000	0.0000	0.0000	0.0000	0.0000
	0.0960	0.0000	0.0000	0.0000	0.0845	0.0000	0.0734	0.0000	0.0000	0.0000	0.0000
	0.0000	0.0000	0.3836								
1999	1	6	1	0	1	70	70	9	0.0000	0.0000	0.0000
	0.0000	0.0000	0.0000	0.0000	0.0000	0.0000	0.3906	0.0675	0.0000	0.0000	0.0441
	0.0000	0.0319	0.0000	0.0000	0.0000	0.0000	0.0000	0.0000	0.0000	0.0000	0.0000
	0.2481	0.0000	0.0000	0.0000	0.0000	0.0000	0.0000	0.0748	0.0000	0.0000	0.1430
	0.0000	0.0000	0.0000	0.0000	0.0000	0.0000	0.0000	0.0000	0.0000	0.3906	0.0675
	0.0000	0.0000	0.0441	0.0000	0.0319	0.0000	0.0000	0.0000	0.0000	0.0000	0.0000
	0.0000	0.0000	0.0000	0.2481	0.0000	0.0000	0.0000	0.0000	0.0000	0.0000	0.0748
	0.0000	0.0000	0.1430								
1999	1	6	1	0	1	72	72	8	0.0000	0.0000	0.0000
	0.0000	0.0000	0.0000	0.0000	0.0000	0.4236	0.0000	0.1335	0.0000	0.0000	0.0000
	0.0000	0.0560	0.0000	0.0000	0.0000	0.0000	0.0000	0.0000	0.0000	0.0617	0.3253
	0.0000	0.0000	0.0000	0.0000	0.0000	0.0000	0.0000	0.0000	0.0000	0.0000	0.0000
	0.0000	0.0000	0.0000	0.0000	0.0000	0.0000	0.0000	0.0000	0.4236	0.0000	0.1335
	0.0000	0.0000	0.0000	0.0000	0.0560	0.0000	0.0000	0.0000	0.0000	0.0000	0.0000
	0.0000	0.0617	0.3253	0.0000	0.0000	0.0000	0.0000	0.0000	0.0000	0.0000	0.0000
	0.0000	0.0000	0.0000								
1999	1	6	1	0	1	74	74	4	0.0000	0.0000	0.0000
	0.0000	0.0000	0.0000	0.0000	0.0000	0.0000	0.6583	0.0000	0.1438	0.0000	0.0000
	0.0000	0.0000	0.0000	0.0000	0.0000	0.0000	0.0000	0.0000	0.0000	0.0000	0.0000
	0.0000	0.0000	0.0000	0.0000	0.0000	0.0000	0.0000	0.0000	0.0000	0.0000	0.1979
	0.0000	0.0000	0.0000	0.0000	0.0000	0.0000	0.0000	0.0000	0.0000	0.6583	0.0000
	0.1438	0.0000	0.0000	0.0000	0.0000	0.0000	0.0000	0.0000	0.0000	0.0000	0.0000
	0.0000	0.0000	0.0000	0.0000	0.0000	0.0000	0.0000	0.0000	0.0000	0.0000	0.0000
	0.0000	0.0000	0.1979								
1999	1	6	1	0	1	76	76	6	0.0000	0.0000	0.0000
	0.0000	0.0000	0.0000	0.0000	0.0000	0.0000	0.0000	0.2023	0.0000	0.1461	0.2953
	0.0000	0.0000	0.0000	0.0000	0.0000	0.0000	0.0000	0.0000	0.0000	0.0000	0.0000
	0.0000	0.0000	0.0000	0.0000	0.0000	0.0000	0.0000	0.0000	0.2194	0.0000	0.1369
	0.0000	0.0000	0.0000	0.0000	0.0000	0.0000	0.0000	0.0000	0.0000	0.0000	0.2023
	0.0000	0.1461	0.2953	0.0000	0.0000	0.0000	0.0000	0.0000	0.0000	0.0000	0.0000

	0.0000	0.0000	0.0000	0.0000	0.0000	0.0000	0.0000	0.0000	0.0000	0.0000	0.0000
	0.2194	0.0000	0.1369								
1999	1	6	1	0	1	78	78	2	0.0000	0.0000	0.0000
	0.0000	0.0000	0.0000	0.0000	0.0000	0.0000	0.2358	0.0000	0.0000	0.0000	0.0000
	0.7642	0.0000	0.0000	0.0000	0.0000	0.0000	0.0000	0.0000	0.0000	0.0000	0.0000
	0.0000	0.0000	0.0000	0.0000	0.0000	0.0000	0.0000	0.0000	0.0000	0.0000	0.0000
	0.0000	0.0000	0.0000	0.0000	0.0000	0.0000	0.0000	0.0000	0.0000	0.2358	0.0000
	0.0000	0.0000	0.0000	0.7642	0.0000	0.0000	0.0000	0.0000	0.0000	0.0000	0.0000
	0.0000	0.0000	0.0000	0.0000	0.0000	0.0000	0.0000	0.0000	0.0000	0.0000	0.0000
	0.0000	0.0000	0.0000								
1999	1	6	1	0	1	80	80	2	0.0000	0.0000	0.0000
	0.0000	0.0000	0.0000	0.0000	0.0000	0.8537	0.0000	0.0000	0.1463	0.0000	0.0000
	0.0000	0.0000	0.0000	0.0000	0.0000	0.0000	0.0000	0.0000	0.0000	0.0000	0.0000
	0.0000	0.0000	0.0000	0.0000	0.0000	0.0000	0.0000	0.0000	0.0000	0.0000	0.0000
	0.0000	0.0000	0.0000	0.0000	0.0000	0.0000	0.0000	0.0000	0.8537	0.0000	0.0000
	0.1463	0.0000	0.0000	0.0000	0.0000	0.0000	0.0000	0.0000	0.0000	0.0000	0.0000
	0.0000	0.0000	0.0000	0.0000	0.0000	0.0000	0.0000	0.0000	0.0000	0.0000	0.0000
	0.0000	0.0000	0.0000								
1999	1	6	1	0	1	82	82	1	0.0000	0.0000	0.0000
	0.0000	0.0000	0.0000	0.0000	0.0000	0.0000	0.0000	0.0000	0.0000	0.0000	0.0000
	0.0000	0.0000	0.0000	0.0000	1.0000	0.0000	0.0000	0.0000	0.0000	0.0000	0.0000
	0.0000	0.0000	0.0000	0.0000	0.0000	0.0000	0.0000	0.0000	0.0000	0.0000	0.0000
	0.0000	0.0000	0.0000	0.0000	0.0000	0.0000	0.0000	0.0000	0.0000	0.0000	0.0000
	0.0000	0.0000	0.0000	0.0000	0.0000	0.0000	0.0000	1.0000	0.0000	0.0000	0.0000
	0.0000	0.0000	0.0000	0.0000	0.0000	0.0000	0.0000	0.0000	0.0000	0.0000	0.0000
	0.0000	0.0000	0.0000								
2000	1	6	1	0	1	22	22	1	1.0000	0.0000	0.0000
	0.0000	0.0000	0.0000	0.0000	0.0000	0.0000	0.0000	0.0000	0.0000	0.0000	0.0000
	0.0000	0.0000	0.0000	0.0000	0.0000	0.0000	0.0000	0.0000	0.0000	0.0000	0.0000
	0.0000	0.0000	0.0000	0.0000	0.0000	0.0000	0.0000	0.0000	0.0000	0.0000	0.0000
	0.0000	0.0000	0.0000	0.0000	0.0000	0.0000	1.0000	0.0000	0.0000	0.0000	0.0000
	0.0000	0.0000	0.0000	0.0000	0.0000	0.0000	0.0000	0.0000	0.0000	0.0000	0.0000
	0.0000	0.0000	0.0000	0.0000	0.0000	0.0000	0.0000	0.0000	0.0000	0.0000	0.0000
	0.0000	0.0000	0.0000								
2000	1	6	1	0	1	30	30	1	0.0000	1.0000	0.0000
	0.0000	0.0000	0.0000	0.0000	0.0000	0.0000	0.0000	0.0000	0.0000	0.0000	0.0000
	0.0000	0.0000	0.0000	0.0000	0.0000	0.0000	0.0000	0.0000	0.0000	0.0000	0.0000
	0.0000	0.0000	0.0000	0.0000	0.0000	0.0000	0.0000	0.0000	0.0000	0.0000	0.0000
	0.0000	1.0000	0.0000	0.0000	0.0000	0.0000	0.0000	0.0000	0.0000	0.0000	0.0000
	0.0000	0.0000	0.0000	0.0000	0.0000	0.0000	0.0000	0.0000	0.0000	0.0000	0.0000
	0.0000	0.0000	0.0000	0.0000	0.0000	0.0000	0.0000	0.0000	0.0000	0.0000	0.0000
	0.0000	0.0000	0.0000								
2000	1	6	1	0	1	32	32	2	0.0000	0.3149	0.6851
	0.0000	0.0000	0.0000	0.0000	0.0000	0.0000	0.0000	0.0000	0.0000	0.0000	0.0000
	0.0000	0.0000	0.0000	0.0000	0.0000	0.0000	0.0000	0.0000	0.0000	0.0000	0.0000
	0.0000	0.0000	0.0000	0.0000	0.0000	0.0000	0.0000	0.0000	0.0000	0.0000	0.0000
	0.0000	0.3149	0.6851	0.0000	0.0000	0.0000	0.0000	0.0000	0.0000	0.0000	0.0000
	0.0000	0.0000	0.0000	0.0000	0.0000	0.0000	0.0000	0.0000	0.0000	0.0000	0.0000
	0.0000	0.0000	0.0000	0.0000	0.0000	0.0000	0.0000	0.0000	0.0000	0.0000	0.0000
	0.0000	0.0000	0.0000								
2000	1	6	1	0	1	34	34	6	0.0000	0.0848	0.9152
	0.0000	0.0000	0.0000	0.0000	0.0000	0.0000	0.0000	0.0000	0.0000	0.0000	0.0000
	0.0000	0.0000	0.0000	0.0000	0.0000	0.0000	0.0000	0.0000	0.0000	0.0000	0.0000
	0.0000	0.0000	0.0000	0.0000	0.0000	0.0000	0.0000	0.0000	0.0000	0.0000	0.0000
	0.0000	0.0848	0.9152	0.0000	0.0000	0.0000	0.0000	0.0000	0.0000	0.0000	0.0000
	0.0000	0.0000	0.0000	0.0000	0.0000	0.0000	0.0000	0.0000	0.0000	0.0000	0.0000
	0.0000	0.0000	0.0000	0.0000	0.0000	0.0000	0.0000	0.0000	0.0000	0.0000	0.0000
	0.0000	0.0000	0.0000								
2000	1	6	1	0	1	36	36	8	0.0000	0.2147	0.7853
	0.0000	0.0000	0.0000	0.0000	0.0000	0.0000	0.0000	0.0000	0.0000	0.0000	0.0000
	0.0000	0.0000	0.0000	0.0000	0.0000	0.0000	0.0000	0.0000	0.0000	0.0000	0.0000
	0.0000	0.0000	0.0000	0.0000	0.0000	0.0000	0.0000	0.0000	0.0000	0.0000	0.0000
	0.0000	0.2147	0.7853	0.0000	0.0000	0.0000	0.0000	0.0000	0.0000	0.0000	0.0000
	0.0000	0.0000	0.0000	0.0000	0.0000	0.0000	0.0000	0.0000	0.0000	0.0000	0.0000
	0.0000	0.0000	0.0000	0.0000	0.0000	0.0000	0.0000	0.0000	0.0000	0.0000	0.0000
	0.0000	0.0000	0.0000								
2000	1	6	1	0	1	38	38	14	0.0000	0.2046	0.7561
	0.0393	0.0000	0.0000	0.0000	0.0000	0.0000	0.0000	0.0000	0.0000	0.0000	0.0000
	0.0000	0.0000	0.0000	0.0000	0.0000	0.0000	0.0000	0.0000	0.0000	0.0000	0.0000
	0.0000	0.0000	0.0000	0.0000	0.0000	0.0000	0.0000	0.0000	0.0000	0.0000	0.0000

	0.0000	0.2046	0.7561	0.0393	0.0000	0.0000	0.0000	0.0000	0.0000	0.0000	0.0000
	0.0000	0.0000	0.0000	0.0000	0.0000	0.0000	0.0000	0.0000	0.0000	0.0000	0.0000
	0.0000	0.0000	0.0000	0.0000	0.0000	0.0000	0.0000	0.0000	0.0000	0.0000	0.0000
	0.0000	0.0000	0.0000								
2000	1	6	1	0	1	40	40	16	0.0000	0.1240	0.8254
	0.0505	0.0000	0.0000	0.0000	0.0000	0.0000	0.0000	0.0000	0.0000	0.0000	0.0000
	0.0000	0.0000	0.0000	0.0000	0.0000	0.0000	0.0000	0.0000	0.0000	0.0000	0.0000
	0.0000	0.0000	0.0000	0.0000	0.0000	0.0000	0.0000	0.0000	0.0000	0.0000	0.0000
	0.0000	0.1240	0.8254	0.0505	0.0000	0.0000	0.0000	0.0000	0.0000	0.0000	0.0000
	0.0000	0.0000	0.0000	0.0000	0.0000	0.0000	0.0000	0.0000	0.0000	0.0000	0.0000
	0.0000	0.0000	0.0000	0.0000	0.0000	0.0000	0.0000	0.0000	0.0000	0.0000	0.0000
	0.0000	0.0000	0.0000								
2000	1	6	1	0	1	42	42	20	0.0000	0.2579	0.6753
	0.0668	0.0000	0.0000	0.0000	0.0000	0.0000	0.0000	0.0000	0.0000	0.0000	0.0000
	0.0000	0.0000	0.0000	0.0000	0.0000	0.0000	0.0000	0.0000	0.0000	0.0000	0.0000
	0.0000	0.0000	0.0000	0.0000	0.0000	0.0000	0.0000	0.0000	0.0000	0.0000	0.0000
	0.0000	0.2579	0.6753	0.0668	0.0000	0.0000	0.0000	0.0000	0.0000	0.0000	0.0000
	0.0000	0.0000	0.0000	0.0000	0.0000	0.0000	0.0000	0.0000	0.0000	0.0000	0.0000
	0.0000	0.0000	0.0000	0.0000	0.0000	0.0000	0.0000	0.0000	0.0000	0.0000	0.0000
	0.0000	0.0000	0.0000								
2000	1	6	1	0	1	44	44	19	0.0000	0.2869	0.5508
	0.1263	0.0360	0.0000	0.0000	0.0000	0.0000	0.0000	0.0000	0.0000	0.0000	0.0000
	0.0000	0.0000	0.0000	0.0000	0.0000	0.0000	0.0000	0.0000	0.0000	0.0000	0.0000
	0.0000	0.0000	0.0000	0.0000	0.0000	0.0000	0.0000	0.0000	0.0000	0.0000	0.0000
	0.0000	0.2869	0.5508	0.1263	0.0360	0.0000	0.0000	0.0000	0.0000	0.0000	0.0000
	0.0000	0.0000	0.0000	0.0000	0.0000	0.0000	0.0000	0.0000	0.0000	0.0000	0.0000
	0.0000	0.0000	0.0000	0.0000	0.0000	0.0000	0.0000	0.0000	0.0000	0.0000	0.0000
	0.0000	0.0000	0.0000								
2000	1	6	1	0	1	46	46	9	0.0000	0.0256	0.7343
	0.1492	0.0518	0.0000	0.0000	0.0000	0.0391	0.0000	0.0000	0.0000	0.0000	0.0000
	0.0000	0.0000	0.0000	0.0000	0.0000	0.0000	0.0000	0.0000	0.0000	0.0000	0.0000
	0.0000	0.0000	0.0000	0.0000	0.0000	0.0000	0.0000	0.0000	0.0000	0.0000	0.0000
	0.0000	0.0256	0.7343	0.1492	0.0518	0.0000	0.0000	0.0000	0.0391	0.0000	0.0000
	0.0000	0.0000	0.0000	0.0000	0.0000	0.0000	0.0000	0.0000	0.0000	0.0000	0.0000
	0.0000	0.0000	0.0000	0.0000	0.0000	0.0000	0.0000	0.0000	0.0000	0.0000	0.0000
	0.0000	0.0000	0.0000								
2000	1	6	1	0	1	48	48	16	0.0000	0.0916	0.1105
	0.1808	0.0533	0.0161	0.4959	0.0101	0.0000	0.0000	0.0000	0.0000	0.0000	0.0000
	0.0000	0.0000	0.0000	0.0000	0.0000	0.0000	0.0000	0.0000	0.0000	0.0000	0.0000
	0.0000	0.0000	0.0000	0.0000	0.0000	0.0000	0.0000	0.0000	0.0000	0.0417	0.0000
	0.0000	0.0916	0.1105	0.1808	0.0533	0.0161	0.4959	0.0101	0.0000	0.0000	0.0000
	0.0000	0.0000	0.0000	0.0000	0.0000	0.0000	0.0000	0.0000	0.0000	0.0000	0.0000
	0.0000	0.0000	0.0000	0.0000	0.0000	0.0000	0.0000	0.0000	0.0000	0.0000	0.0000
	0.0000	0.0417	0.0000								
2000	1	6	1	0	1	50	50	22	0.0000	0.0000	0.2328
	0.3714	0.0528	0.0951	0.0000	0.1427	0.0000	0.0000	0.0000	0.0000	0.0000	0.0000
	0.0000	0.0381	0.0000	0.0000	0.0671	0.0000	0.0000	0.0000	0.0000	0.0000	0.0000
	0.0000	0.0000	0.0000	0.0000	0.0000	0.0000	0.0000	0.0000	0.0000	0.0000	0.0000
	0.0000	0.0000	0.2328	0.3714	0.0528	0.0951	0.0000	0.1427	0.0000	0.0000	0.0000
	0.0000	0.0000	0.0000	0.0000	0.0381	0.0000	0.0000	0.0671	0.0000	0.0000	0.0000
	0.0000	0.0000	0.0000	0.0000	0.0000	0.0000	0.0000	0.0000	0.0000	0.0000	0.0000
	0.0000	0.0000	0.0000								
2000	1	6	1	0	1	52	52	34	0.0000	0.0000	0.0386
	0.1524	0.0979	0.2801	0.0211	0.0169	0.0234	0.0423	0.0000	0.0634	0.0102	0.0171
	0.1826	0.0101	0.0000	0.0000	0.0000	0.0000	0.0000	0.0000	0.0132	0.0232	0.0000
	0.0000	0.0000	0.0000	0.0000	0.0000	0.0000	0.0000	0.0000	0.0077	0.0000	0.0000
	0.0000	0.0000	0.0386	0.1524	0.0979	0.2801	0.0211	0.0169	0.0234	0.0423	0.0000
	0.0634	0.0102	0.0171	0.1826	0.0101	0.0000	0.0000	0.0000	0.0000	0.0000	0.0000
	0.0132	0.0232	0.0000	0.0000	0.0000	0.0000	0.0000	0.0000	0.0000	0.0000	0.0000
	0.0077	0.0000	0.0000								
2000	1	6	1	0	1	54	54	51	0.0000	0.0000	0.0000
	0.0325	0.0817	0.1800	0.0768	0.0228	0.0395	0.0574	0.0920	0.0526	0.0617	0.0112
	0.0000	0.0000	0.0000	0.0000	0.0364	0.0545	0.0069	0.0264	0.0000	0.0209	0.0238
	0.0097	0.0000	0.0000	0.0000	0.0000	0.0000	0.0000	0.0073	0.0000	0.0340	0.0720
	0.0000	0.0000	0.0000	0.0325	0.0817	0.1800	0.0768	0.0228	0.0395	0.0574	0.0920
	0.0526	0.0617	0.0112	0.0000	0.0000	0.0000	0.0000	0.0364	0.0545	0.0069	0.0264
	0.0000	0.0209	0.0238	0.0097	0.0000	0.0000	0.0000	0.0000	0.0000	0.0000	0.0073
	0.0000	0.0340	0.0720								
2000	1	6	1	0	1	56	56	60	0.0000	0.0000	0.0000
	0.0000	0.0697	0.1557	0.0769	0.0137	0.0425	0.0274	0.0158	0.0989	0.0922	0.0231

	0.0319	0.0337	0.0029	0.0029	0.0158	0.0129	0.0241	0.0000	0.0070	0.0353	0.0000
	0.0635	0.0123	0.0565	0.0000	0.0000	0.0057	0.0000	0.0000	0.0000	0.0000	0.0796
	0.0000	0.0000	0.0000	0.0000	0.0697	0.1557	0.0769	0.0137	0.0425	0.0274	0.0158
	0.0989	0.0922	0.0231	0.0319	0.0337	0.0029	0.0029	0.0158	0.0129	0.0241	0.0000
	0.0070	0.0353	0.0000	0.0635	0.0123	0.0565	0.0000	0.0000	0.0057	0.0000	0.0000
	0.0000	0.0000	0.0796								
2000	1	6	1	0	1	58	58	56	0.0000	0.0000	0.0000
	0.0198	0.0654	0.1060	0.0897	0.0241	0.0079	0.0639	0.0000	0.1061	0.0134	0.0406
	0.0064	0.0075	0.0000	0.0000	0.0093	0.0000	0.0073	0.0912	0.0295	0.0184	0.0153
	0.0000	0.0229	0.0000	0.0000	0.0128	0.0128	0.0311	0.0323	0.0056	0.0171	0.1436
	0.0000	0.0000	0.0000	0.0198	0.0654	0.1060	0.0897	0.0241	0.0079	0.0639	0.0000
	0.1061	0.0134	0.0406	0.0064	0.0075	0.0000	0.0000	0.0093	0.0000	0.0073	0.0912
	0.0295	0.0184	0.0153	0.0000	0.0229	0.0000	0.0000	0.0128	0.0128	0.0311	0.0323
	0.0056	0.0171	0.1436								
2000	1	6	1	0	1	60	60	63	0.0000	0.0000	0.0000
	0.0074	0.0525	0.0695	0.1220	0.0087	0.0680	0.0218	0.0000	0.0186	0.0000	0.0490
	0.0261	0.0668	0.0320	0.0161	0.0073	0.0426	0.0055	0.0475	0.0232	0.0076	0.0154
	0.0000	0.0189	0.0000	0.0175	0.0155	0.0000	0.0733	0.0000	0.0118	0.0000	0.1553
	0.0000	0.0000	0.0000	0.0074	0.0525	0.0695	0.1220	0.0087	0.0680	0.0218	0.0000
	0.0186	0.0000	0.0490	0.0261	0.0668	0.0320	0.0161	0.0073	0.0426	0.0055	0.0475
	0.0232	0.0076	0.0154	0.0000	0.0189	0.0000	0.0175	0.0155	0.0000	0.0733	0.0000
	0.0118	0.0000	0.1553								
2000	1	6	1	0	1	62	62	59	0.0000	0.0000	0.0000
	0.0000	0.0078	0.1307	0.0478	0.0050	0.0000	0.0256	0.1323	0.0000	0.0267	0.0000
	0.0621	0.0088	0.0066	0.0426	0.0431	0.0120	0.0000	0.0227	0.0351	0.0555	0.0931
	0.0000	0.0133	0.0063	0.0241	0.0195	0.0324	0.0000	0.0145	0.0000	0.0070	0.1256
	0.0000	0.0000	0.0000	0.0000	0.0078	0.1307	0.0478	0.0050	0.0000	0.0256	0.1323
	0.0000	0.0267	0.0000	0.0621	0.0088	0.0066	0.0426	0.0431	0.0120	0.0000	0.0227
	0.0351	0.0555	0.0931	0.0000	0.0133	0.0063	0.0241	0.0195	0.0324	0.0000	0.0145
	0.0000	0.0070	0.1256								
2000	1	6	1	0	1	64	64	44	0.0000	0.0000	0.0000
	0.0000	0.0000	0.0257	0.0000	0.0567	0.0417	0.0788	0.0505	0.0437	0.0572	0.0301
	0.0435	0.0067	0.0072	0.1238	0.0000	0.0127	0.0000	0.0167	0.0000	0.0087	0.0126
	0.0106	0.0864	0.0000	0.0000	0.0000	0.0350	0.0279	0.0047	0.0202	0.0405	0.1583
	0.0000	0.0000	0.0000	0.0000	0.0000	0.0257	0.0000	0.0567	0.0417	0.0788	0.0505
	0.0437	0.0572	0.0301	0.0435	0.0067	0.0072	0.1238	0.0000	0.0127	0.0000	0.0167
	0.0000	0.0087	0.0126	0.0106	0.0864	0.0000	0.0000	0.0000	0.0350	0.0279	0.0047
	0.0202	0.0405	0.1583								
2000	1	6	1	0	1	66	66	33	0.0000	0.0000	0.0000
	0.0000	0.0000	0.0824	0.0000	0.0000	0.0470	0.0283	0.0245	0.0000	0.0769	0.0000
	0.0577	0.0191	0.0723	0.0390	0.0067	0.0000	0.0308	0.0181	0.0641	0.0108	0.1220
	0.0000	0.0151	0.0219	0.0735	0.0000	0.0192	0.0000	0.0000	0.0219	0.0216	0.1274
	0.0000	0.0000	0.0000	0.0000	0.0000	0.0824	0.0000	0.0000	0.0470	0.0283	0.0245
	0.0000	0.0769	0.0000	0.0577	0.0191	0.0723	0.0390	0.0067	0.0000	0.0308	0.0181
	0.0641	0.0108	0.1220	0.0000	0.0151	0.0219	0.0735	0.0000	0.0192	0.0000	0.0000
	0.0219	0.0216	0.1274								
2000	1	6	1	0	1	68	68	32	0.0000	0.0000	0.0000
	0.0000	0.0342	0.0132	0.0684	0.0071	0.0000	0.0182	0.2828	0.0338	0.0062	0.0000
	0.0142	0.0304	0.0305	0.0000	0.0044	0.0000	0.0458	0.0071	0.0144	0.0071	0.0631
	0.0000	0.0000	0.0196	0.0000	0.0144	0.0111	0.0107	0.0390	0.0384	0.0000	0.1858
	0.0000	0.0000	0.0000	0.0000	0.0342	0.0132	0.0684	0.0071	0.0000	0.0182	0.2828
	0.0338	0.0062	0.0000	0.0142	0.0304	0.0305	0.0000	0.0044	0.0000	0.0458	0.0071
	0.0144	0.0071	0.0631	0.0000	0.0000	0.0196	0.0000	0.0144	0.0111	0.0107	0.0390
	0.0384	0.0000	0.1858								
2000	1	6	1	0	1	70	70	24	0.0000	0.0000	0.0000
	0.0000	0.0000	0.0000	0.0000	0.0000	0.0287	0.0254	0.0000	0.0816	0.0664	0.0000
	0.0000	0.0157	0.0671	0.0000	0.0211	0.0489	0.0551	0.0216	0.0254	0.0000	0.1105
	0.0000	0.0000	0.0254	0.0000	0.0000	0.0574	0.0000	0.0000	0.0000	0.0992	0.2507
	0.0000	0.0000	0.0000	0.0000	0.0000	0.0000	0.0000	0.0000	0.0287	0.0254	0.0000
	0.0816	0.0664	0.0000	0.0000	0.0157	0.0671	0.0000	0.0211	0.0489	0.0551	0.0216
	0.0254	0.0000	0.1105	0.0000	0.0000	0.0254	0.0000	0.0000	0.0574	0.0000	0.0000
	0.0000	0.0992	0.2507								
2000	1	6	1	0	1	72	72	22	0.0000	0.0000	0.0000
	0.0000	0.0985	0.0000	0.0000	0.0000	0.0921	0.1068	0.0000	0.0440	0.0393	0.0000
	0.0000	0.1920	0.0205	0.0118	0.0451	0.0479	0.0574	0.0000	0.0000	0.0000	0.0000
	0.0104	0.0000	0.0281	0.0281	0.0000	0.0000	0.0357	0.0406	0.0595	0.0000	0.0424
	0.0000	0.0000	0.0000	0.0000	0.0985	0.0000	0.0000	0.0000	0.0921	0.1068	0.0000
	0.0440	0.0393	0.0000	0.0000	0.1920	0.0205	0.0118	0.0451	0.0479	0.0574	0.0000
	0.0000	0.0000	0.0000	0.0104	0.0000	0.0281	0.0281	0.0000	0.0000	0.0357	0.0406
	0.0595	0.0000	0.0424								

2000	1	6	1	0	1	74	74	10	0.0000	0.0000	0.0000
	0.0000	0.0000	0.0000	0.1248	0.0000	0.0000	0.0759	0.0000	0.0000	0.1017	0.0000
	0.0000	0.0000	0.0893	0.0564	0.1119	0.0677	0.0000	0.0000	0.0000	0.0000	0.0000
	0.0000	0.0000	0.0000	0.0000	0.0000	0.0505	0.0000	0.0000	0.0000	0.0000	0.3218
	0.0000	0.0000	0.0000	0.0000	0.0000	0.0000	0.1248	0.0000	0.0000	0.0759	0.0000
	0.0000	0.1017	0.0000	0.0000	0.0000	0.0893	0.0564	0.1119	0.0677	0.0000	0.0000
	0.0000	0.0000	0.0000	0.0000	0.0000	0.0000	0.0000	0.0000	0.0505	0.0000	0.0000
	0.0000	0.0000	0.3218								
2000	1	6	1	0	1	76	76	14	0.0000	0.0000	0.0000
	0.0000	0.0000	0.0000	0.0000	0.0000	0.0000	0.0000	0.0671	0.1468	0.0250	0.0000
	0.0000	0.0000	0.0000	0.2378	0.0757	0.0480	0.0000	0.0000	0.0314	0.0876	0.0000
	0.0000	0.0000	0.0000	0.0243	0.0000	0.0000	0.0417	0.0717	0.0477	0.0000	0.0953
	0.0000	0.0000	0.0000	0.0000	0.0000	0.0000	0.0000	0.0000	0.0000	0.0000	0.0671
	0.1468	0.0250	0.0000	0.0000	0.0000	0.0000	0.2378	0.0757	0.0480	0.0000	0.0000
	0.0314	0.0876	0.0000	0.0000	0.0000	0.0000	0.0243	0.0000	0.0000	0.0417	0.0717
	0.0477	0.0000	0.0953								
2000	1	6	1	0	1	78	78	8	0.0000	0.0000	0.0000
	0.0000	0.0000	0.0000	0.0675	0.0794	0.0000	0.1278	0.0000	0.1286	0.0000	0.0000
	0.0000	0.0000	0.0000	0.0000	0.0000	0.0000	0.0000	0.0851	0.0000	0.0000	0.0000
	0.0000	0.0000	0.0000	0.0000	0.0000	0.0000	0.0000	0.0000	0.0742	0.0000	0.4374
	0.0000	0.0000	0.0000	0.0000	0.0000	0.0000	0.0675	0.0794	0.0000	0.1278	0.0000
	0.1286	0.0000	0.0000	0.0000	0.0000	0.0000	0.0000	0.0000	0.0000	0.0000	0.0851
	0.0000	0.0000	0.0000	0.0000	0.0000	0.0000	0.0000	0.0000	0.0000	0.0000	0.0000
	0.0742	0.0000	0.4374								
2000	1	6	1	0	1	80	80	6	0.0000	0.0000	0.0000
	0.0000	0.0000	0.0000	0.0000	0.0000	0.0000	0.0000	0.0000	0.1624	0.2680	0.0000
	0.0000	0.0000	0.0000	0.0000	0.0000	0.0000	0.0000	0.0000	0.0000	0.0000	0.0000
	0.0000	0.1324	0.0000	0.2553	0.0000	0.0000	0.0000	0.0000	0.0000	0.0000	0.1819
	0.0000	0.0000	0.0000	0.0000	0.0000	0.0000	0.0000	0.0000	0.0000	0.0000	0.0000
	0.1624	0.2680	0.0000	0.0000	0.0000	0.0000	0.0000	0.0000	0.0000	0.0000	0.0000
	0.0000	0.0000	0.0000	0.0000	0.1324	0.0000	0.2553	0.0000	0.0000	0.0000	0.0000
	0.0000	0.0000	0.1819								
2000	1	6	1	0	1	82	82	1	0.0000	0.0000	0.0000
	0.0000	0.0000	0.0000	0.0000	0.0000	0.0000	1.0000	0.0000	0.0000	0.0000	0.0000
	0.0000	0.0000	0.0000	0.0000	0.0000	0.0000	0.0000	0.0000	0.0000	0.0000	0.0000
	0.0000	0.0000	0.0000	0.0000	0.0000	0.0000	0.0000	0.0000	0.0000	0.0000	0.0000
	0.0000	0.0000	0.0000	0.0000	0.0000	0.0000	0.0000	0.0000	0.0000	1.0000	0.0000
	0.0000	0.0000	0.0000	0.0000	0.0000	0.0000	0.0000	0.0000	0.0000	0.0000	0.0000
	0.0000	0.0000	0.0000	0.0000	0.0000	0.0000	0.0000	0.0000	0.0000	0.0000	0.0000
	0.0000	0.0000	0.0000								
2000	1	6	1	0	1	84	84	1	0.0000	0.0000	0.0000
	0.0000	0.0000	0.0000	0.0000	0.0000	0.0000	0.0000	0.0000	0.0000	0.0000	1.0000
	0.0000	0.0000	0.0000	0.0000	0.0000	0.0000	0.0000	0.0000	0.0000	0.0000	0.0000
	0.0000	0.0000	0.0000	0.0000	0.0000	0.0000	0.0000	0.0000	0.0000	0.0000	0.0000
	0.0000	0.0000	0.0000	0.0000	0.0000	0.0000	0.0000	0.0000	0.0000	0.0000	0.0000
	0.0000	0.0000	1.0000	0.0000	0.0000	0.0000	0.0000	0.0000	0.0000	0.0000	0.0000
	0.0000	0.0000	0.0000	0.0000	0.0000	0.0000	0.0000	0.0000	0.0000	0.0000	0.0000
	0.0000	0.0000	0.0000								
2001	1	6	1	0	1	36	36	1	0.0000	1.0000	0.0000
	0.0000	0.0000	0.0000	0.0000	0.0000	0.0000	0.0000	0.0000	0.0000	0.0000	0.0000
	0.0000	0.0000	0.0000	0.0000	0.0000	0.0000	0.0000	0.0000	0.0000	0.0000	0.0000
	0.0000	0.0000	0.0000	0.0000	0.0000	0.0000	0.0000	0.0000	0.0000	0.0000	0.0000
	0.0000	1.0000	0.0000	0.0000	0.0000	0.0000	0.0000	0.0000	0.0000	0.0000	0.0000
	0.0000	0.0000	0.0000	0.0000	0.0000	0.0000	0.0000	0.0000	0.0000	0.0000	0.0000
	0.0000	0.0000	0.0000	0.0000	0.0000	0.0000	0.0000	0.0000	0.0000	0.0000	0.0000
	0.0000	0.0000	0.0000								
2001	1	6	1	0	1	38	38	3	0.0000	0.7506	0.2494
	0.0000	0.0000	0.0000	0.0000	0.0000	0.0000	0.0000	0.0000	0.0000	0.0000	0.0000
	0.0000	0.0000	0.0000	0.0000	0.0000	0.0000	0.0000	0.0000	0.0000	0.0000	0.0000
	0.0000	0.0000	0.0000	0.0000	0.0000	0.0000	0.0000	0.0000	0.0000	0.0000	0.0000
	0.0000	0.7506	0.2494	0.0000	0.0000	0.0000	0.0000	0.0000	0.0000	0.0000	0.0000
	0.0000	0.0000	0.0000	0.0000	0.0000	0.0000	0.0000	0.0000	0.0000	0.0000	0.0000
	0.0000	0.0000	0.0000	0.0000	0.0000	0.0000	0.0000	0.0000	0.0000	0.0000	0.0000
	0.0000	0.0000	0.0000								
2001	1	6	1	0	1	40	40	5	0.0000	0.8061	0.1579
	0.0360	0.0000	0.0000	0.0000	0.0000	0.0000	0.0000	0.0000	0.0000	0.0000	0.0000
	0.0000	0.0000	0.0000	0.0000	0.0000	0.0000	0.0000	0.0000	0.0000	0.0000	0.0000
	0.0000	0.0000	0.0000	0.0000	0.0000	0.0000	0.0000	0.0000	0.0000	0.0000	0.0000
	0.0000	0.8061	0.1579	0.0360	0.0000	0.0000	0.0000	0.0000	0.0000	0.0000	0.0000
	0.0000	0.0000	0.0000	0.0000	0.0000	0.0000	0.0000	0.0000	0.0000	0.0000	0.0000

	0.0000	0.0000	0.0000	0.0000	0.0000	0.0000	0.0000	0.0000	0.0000	0.0000	0.0000
	0.0000	0.0000	0.0000								
2001	1	6	1	0	1	42	42	7	0.0000	0.2650	0.3814
	0.0000	0.3537	0.0000	0.0000	0.0000	0.0000	0.0000	0.0000	0.0000	0.0000	0.0000
	0.0000	0.0000	0.0000	0.0000	0.0000	0.0000	0.0000	0.0000	0.0000	0.0000	0.0000
	0.0000	0.0000	0.0000	0.0000	0.0000	0.0000	0.0000	0.0000	0.0000	0.0000	0.0000
	0.0000	0.2650	0.3814	0.0000	0.3537	0.0000	0.0000	0.0000	0.0000	0.0000	0.0000
	0.0000	0.0000	0.0000	0.0000	0.0000	0.0000	0.0000	0.0000	0.0000	0.0000	0.0000
	0.0000	0.0000	0.0000	0.0000	0.0000	0.0000	0.0000	0.0000	0.0000	0.0000	0.0000
	0.0000	0.0000	0.0000								
2001	1	6	1	0	1	44	44	10	0.0000	0.6231	0.3012
	0.0622	0.0000	0.0135	0.0000	0.0000	0.0000	0.0000	0.0000	0.0000	0.0000	0.0000
	0.0000	0.0000	0.0000	0.0000	0.0000	0.0000	0.0000	0.0000	0.0000	0.0000	0.0000
	0.0000	0.0000	0.0000	0.0000	0.0000	0.0000	0.0000	0.0000	0.0000	0.0000	0.0000
	0.0000	0.6231	0.3012	0.0622	0.0000	0.0135	0.0000	0.0000	0.0000	0.0000	0.0000
	0.0000	0.0000	0.0000	0.0000	0.0000	0.0000	0.0000	0.0000	0.0000	0.0000	0.0000
	0.0000	0.0000	0.0000	0.0000	0.0000	0.0000	0.0000	0.0000	0.0000	0.0000	0.0000
	0.0000	0.0000	0.0000								
2001	1	6	1	0	1	46	46	8	0.0000	0.0000	0.8838
	0.0224	0.0000	0.0000	0.0938	0.0000	0.0000	0.0000	0.0000	0.0000	0.0000	0.0000
	0.0000	0.0000	0.0000	0.0000	0.0000	0.0000	0.0000	0.0000	0.0000	0.0000	0.0000
	0.0000	0.0000	0.0000	0.0000	0.0000	0.0000	0.0000	0.0000	0.0000	0.0000	0.0000
	0.0000	0.0000	0.8838	0.0224	0.0000	0.0000	0.0938	0.0000	0.0000	0.0000	0.0000
	0.0000	0.0000	0.0000	0.0000	0.0000	0.0000	0.0000	0.0000	0.0000	0.0000	0.0000
	0.0000	0.0000	0.0000	0.0000	0.0000	0.0000	0.0000	0.0000	0.0000	0.0000	0.0000
	0.0000	0.0000	0.0000								
2001	1	6	1	0	1	48	48	14	0.0000	0.0000	0.7531
	0.2469	0.0000	0.0000	0.0000	0.0000	0.0000	0.0000	0.0000	0.0000	0.0000	0.0000
	0.0000	0.0000	0.0000	0.0000	0.0000	0.0000	0.0000	0.0000	0.0000	0.0000	0.0000
	0.0000	0.0000	0.0000	0.0000	0.0000	0.0000	0.0000	0.0000	0.0000	0.0000	0.0000
	0.0000	0.0000	0.7531	0.2469	0.0000	0.0000	0.0000	0.0000	0.0000	0.0000	0.0000
	0.0000	0.0000	0.0000	0.0000	0.0000	0.0000	0.0000	0.0000	0.0000	0.0000	0.0000
	0.0000	0.0000	0.0000	0.0000	0.0000	0.0000	0.0000	0.0000	0.0000	0.0000	0.0000
	0.0000	0.0000	0.0000								
2001	1	6	1	0	1	50	50	13	0.0000	0.0000	0.3705
	0.5913	0.0382	0.0000	0.0000	0.0000	0.0000	0.0000	0.0000	0.0000	0.0000	0.0000
	0.0000	0.0000	0.0000	0.0000	0.0000	0.0000	0.0000	0.0000	0.0000	0.0000	0.0000
	0.0000	0.0000	0.0000	0.0000	0.0000	0.0000	0.0000	0.0000	0.0000	0.0000	0.0000
	0.0000	0.0000	0.3705	0.5913	0.0382	0.0000	0.0000	0.0000	0.0000	0.0000	0.0000
	0.0000	0.0000	0.0000	0.0000	0.0000	0.0000	0.0000	0.0000	0.0000	0.0000	0.0000
	0.0000	0.0000	0.0000	0.0000	0.0000	0.0000	0.0000	0.0000	0.0000	0.0000	0.0000
	0.0000	0.0000	0.0000								
2001	1	6	1	0	1	52	52	8	0.0000	0.0000	0.3016
	0.3216	0.1725	0.0000	0.0000	0.0000	0.1317	0.0000	0.0000	0.0000	0.0726	0.0000
	0.0000	0.0000	0.0000	0.0000	0.0000	0.0000	0.0000	0.0000	0.0000	0.0000	0.0000
	0.0000	0.0000	0.0000	0.0000	0.0000	0.0000	0.0000	0.0000	0.0000	0.0000	0.0000
	0.0000	0.0000	0.3016	0.3216	0.1725	0.0000	0.0000	0.0000	0.1317	0.0000	0.0000
	0.0000	0.0726	0.0000	0.0000	0.0000	0.0000	0.0000	0.0000	0.0000	0.0000	0.0000
	0.0000	0.0000	0.0000	0.0000	0.0000	0.0000	0.0000	0.0000	0.0000	0.0000	0.0000
	0.0000	0.0000	0.0000								
2001	1	6	1	0	1	54	54	10	0.0000	0.0000	0.2816
	0.1644	0.1177	0.0000	0.0000	0.0000	0.0000	0.0000	0.1850	0.0000	0.0000	0.0000
	0.0000	0.0000	0.0000	0.0562	0.0000	0.0000	0.0179	0.0000	0.0469	0.0000	0.0000
	0.0000	0.0000	0.0000	0.0000	0.0000	0.0000	0.0000	0.1303	0.0000	0.0000	0.0000
	0.0000	0.0000	0.2816	0.1644	0.1177	0.0000	0.0000	0.0000	0.0000	0.0000	0.1850
	0.0000	0.0000	0.0000	0.0000	0.0000	0.0000	0.0562	0.0000	0.0000	0.0179	0.0000
	0.0469	0.0000	0.0000	0.0000	0.0000	0.0000	0.0000	0.0000	0.0000	0.0000	0.1303
	0.0000	0.0000	0.0000								
2001	1	6	1	0	1	56	56	11	0.0000	0.0000	0.0000
	0.0503	0.0894	0.0181	0.1197	0.0000	0.1244	0.0000	0.0475	0.0000	0.0000	0.0000
	0.0000	0.3344	0.0000	0.0000	0.0000	0.0000	0.0000	0.1008	0.0245	0.0781	0.0000
	0.0000	0.0000	0.0000	0.0000	0.0000	0.0000	0.0000	0.0000	0.0000	0.0000	0.0128
	0.0000	0.0000	0.0000	0.0503	0.0894	0.0181	0.1197	0.0000	0.1244	0.0000	0.0475
	0.0000	0.0000	0.0000	0.0000	0.3344	0.0000	0.0000	0.0000	0.0000	0.0000	0.1008
	0.0245	0.0781	0.0000	0.0000	0.0000	0.0000	0.0000	0.0000	0.0000	0.0000	0.0000
	0.0000	0.0000	0.0128								
2001	1	6	1	0	1	58	58	14	0.0000	0.0000	0.0000
	0.0351	0.2168	0.0768	0.0000	0.1771	0.0000	0.0000	0.2022	0.0000	0.0171	0.0000
	0.0000	0.0000	0.0351	0.0000	0.0000	0.0524	0.0000	0.0000	0.0000	0.0000	0.0000
	0.0000	0.0000	0.0000	0.0000	0.0000	0.0000	0.0431	0.0000	0.0000	0.0000	0.1443

	0.0000	0.0000	0.0000	0.0351	0.2168	0.0768	0.0000	0.1771	0.0000	0.0000	0.2022
	0.0000	0.0171	0.0000	0.0000	0.0000	0.0351	0.0000	0.0000	0.0524	0.0000	0.0000
	0.0000	0.0000	0.0000	0.0000	0.0000	0.0000	0.0000	0.0000	0.0000	0.0431	0.0000
	0.0000	0.0000	0.1443								
2001	1	6	1	0	1	60	60	13	0.0000	0.0000	0.0000
	0.0000	0.0000	0.0000	0.0424	0.1336	0.1355	0.0206	0.0765	0.0000	0.1137	0.1854
	0.0788	0.0000	0.0152	0.0338	0.0000	0.0000	0.0000	0.0000	0.0000	0.0000	0.0000
	0.0000	0.0000	0.0000	0.0206	0.0000	0.0000	0.1331	0.0000	0.0000	0.0000	0.0108
	0.0000	0.0000	0.0000	0.0000	0.0000	0.0000	0.0424	0.1336	0.1355	0.0206	0.0765
	0.0000	0.1137	0.1854	0.0788	0.0000	0.0152	0.0338	0.0000	0.0000	0.0000	0.0000
	0.0000	0.0000	0.0000	0.0000	0.0000	0.0000	0.0206	0.0000	0.0000	0.1331	0.0000
	0.0000	0.0000	0.0108								
2001	1	6	1	0	1	62	62	19	0.0000	0.0000	0.0000
	0.0000	0.0000	0.0000	0.0727	0.0000	0.0445	0.0354	0.1479	0.0719	0.0099	0.1637
	0.0269	0.0666	0.0000	0.0601	0.0000	0.0953	0.0000	0.0000	0.0000	0.1120	0.0000
	0.0000	0.0159	0.0000	0.0000	0.0000	0.0000	0.0000	0.0000	0.0117	0.0000	0.0655
	0.0000	0.0000	0.0000	0.0000	0.0000	0.0000	0.0727	0.0000	0.0445	0.0354	0.1479
	0.0719	0.0099	0.1637	0.0269	0.0666	0.0000	0.0601	0.0000	0.0953	0.0000	0.0000
	0.0000	0.1120	0.0000	0.0000	0.0159	0.0000	0.0000	0.0000	0.0000	0.0000	0.0000
	0.0117	0.0000	0.0655								
2001	1	6	1	0	1	64	64	14	0.0000	0.0000	0.0000
	0.0000	0.0000	0.0000	0.2422	0.0367	0.0569	0.0000	0.0178	0.0000	0.0000	0.0000
	0.0000	0.0734	0.0000	0.0118	0.0000	0.0782	0.0686	0.0000	0.0000	0.0000	0.0000
	0.0000	0.0178	0.0000	0.0000	0.0000	0.0000	0.0000	0.0000	0.0000	0.0000	0.3966
	0.0000	0.0000	0.0000	0.0000	0.0000	0.0000	0.2422	0.0367	0.0569	0.0000	0.0178
	0.0000	0.0000	0.0000	0.0000	0.0734	0.0000	0.0118	0.0000	0.0782	0.0686	0.0000
	0.0000	0.0000	0.0000	0.0000	0.0178	0.0000	0.0000	0.0000	0.0000	0.0000	0.0000
	0.0000	0.0000	0.3966								
2001	1	6	1	0	1	66	66	15	0.0000	0.0000	0.0000
	0.0000	0.0000	0.0000	0.0000	0.0604	0.0000	0.0000	0.0538	0.0000	0.0529	0.1725
	0.0000	0.0000	0.0000	0.0000	0.0141	0.0000	0.0000	0.0000	0.0000	0.0000	0.1013
	0.0000	0.0000	0.3256	0.0000	0.0870	0.0093	0.0000	0.0538	0.0000	0.0000	0.0694
	0.0000	0.0000	0.0000	0.0000	0.0000	0.0000	0.0000	0.0604	0.0000	0.0000	0.0538
	0.0000	0.0529	0.1725	0.0000	0.0000	0.0000	0.0000	0.0141	0.0000	0.0000	0.0000
	0.0000	0.0000	0.1013	0.0000	0.0000	0.3256	0.0000	0.0870	0.0093	0.0000	0.0538
	0.0000	0.0000	0.0694								
2001	1	6	1	0	1	68	68	11	0.0000	0.0000	0.0000
	0.0000	0.1280	0.0000	0.0000	0.0000	0.0177	0.0000	0.0000	0.5996	0.0000	0.0000
	0.0299	0.0313	0.0093	0.0000	0.0000	0.0000	0.0000	0.0000	0.0177	0.0000	0.0000
	0.0000	0.0000	0.0000	0.0555	0.0000	0.0000	0.0000	0.0000	0.0000	0.0000	0.1108
	0.0000	0.0000	0.0000	0.0000	0.1280	0.0000	0.0000	0.0000	0.0177	0.0000	0.0000
	0.5996	0.0000	0.0000	0.0299	0.0313	0.0093	0.0000	0.0000	0.0000	0.0000	0.0000
	0.0177	0.0000	0.0000	0.0000	0.0000	0.0000	0.0555	0.0000	0.0000	0.0000	0.0000
	0.0000	0.0000	0.1108								
2001	1	6	1	0	1	70	70	10	0.0000	0.0000	0.0000
	0.0000	0.0000	0.0000	0.0000	0.0193	0.0000	0.0000	0.1524	0.0000	0.0000	0.0000
	0.0000	0.0000	0.0000	0.0290	0.0000	0.0492	0.0000	0.0000	0.0000	0.0000	0.0000
	0.0000	0.0000	0.0000	0.0000	0.1115	0.0000	0.0000	0.2119	0.0292	0.0000	0.3974
	0.0000	0.0000	0.0000	0.0000	0.0000	0.0000	0.0000	0.0193	0.0000	0.0000	0.1524
	0.0000	0.0000	0.0000	0.0000	0.0000	0.0000	0.0290	0.0000	0.0492	0.0000	0.0000
	0.0000	0.0000	0.0000	0.0000	0.0000	0.0000	0.0000	0.1115	0.0000	0.0000	0.2119
	0.0292	0.0000	0.3974								
2001	1	6	1	0	1	72	72	8	0.0000	0.0000	0.0000
	0.0000	0.0000	0.0000	0.0000	0.0000	0.0000	0.0000	0.0000	0.0000	0.5689	0.0000
	0.0559	0.0000	0.0000	0.0000	0.0219	0.0000	0.0000	0.0000	0.0000	0.2117	0.0000
	0.0000	0.0000	0.0468	0.0000	0.0000	0.0000	0.0948	0.0000	0.0000	0.0000	0.0000
	0.0000	0.0000	0.0000	0.0000	0.0000	0.0000	0.0000	0.0000	0.0000	0.0000	0.0000
	0.0000	0.5689	0.0000	0.0559	0.0000	0.0000	0.0000	0.0219	0.0000	0.0000	0.0000
	0.0000	0.2117	0.0000	0.0000	0.0000	0.0468	0.0000	0.0000	0.0000	0.0948	0.0000
	0.0000	0.0000	0.0000								
2001	1	6	1	0	1	74	74	10	0.0000	0.0000	0.0000
	0.0000	0.0000	0.0000	0.0000	0.2012	0.0000	0.0000	0.0000	0.3062	0.0000	0.0000
	0.0000	0.0000	0.0701	0.0000	0.0210	0.0000	0.1280	0.0000	0.0892	0.0000	0.0208
	0.0000	0.0000	0.0000	0.0000	0.0000	0.0000	0.0354	0.0000	0.0000	0.0000	0.1280
	0.0000	0.0000	0.0000	0.0000	0.0000	0.0000	0.0000	0.2012	0.0000	0.0000	0.0000
	0.3062	0.0000	0.0000	0.0000	0.0000	0.0701	0.0000	0.0210	0.0000	0.1280	0.0000
	0.0892	0.0000	0.0208	0.0000	0.0000	0.0000	0.0000	0.0000	0.0000	0.0354	0.0000
	0.0000	0.0000	0.1280								
2001	1	6	1	0	1	76	76	5	0.0000	0.0000	0.0000
	0.0000	0.0000	0.0000	0.0000	0.0000	0.0000	0.0000	0.1557	0.0000	0.0000	0.0000

```
        0.0000  0.0000  0.1304  0.1557  0.0000  0.0000  0.0000  0.0000  0.0000  0.0000  0.0000
        0.2642  0.0000  0.0000  0.0000  0.0000  0.0000  0.0000  0.0000  0.0000  0.0611  0.2329
        0.0000  0.0000  0.0000  0.0000  0.0000  0.0000  0.0000  0.0000  0.0000  0.0000  0.1557
        0.0000  0.0000  0.0000  0.0000  0.0000  0.1304  0.1557  0.0000  0.0000  0.0000  0.0000
        0.0000  0.0000  0.0000  0.2642  0.0000  0.0000  0.0000  0.0000  0.0000  0.0000  0.0000
        0.0000  0.0611  0.2329
2001    1       6       1       0       1       78      78      4       0.0000  0.0000  0.0000
        0.0000  0.0000  0.0000  0.0000  0.0000  0.0000  0.0000  0.0000  0.0000  0.1861  0.0000
        0.0000  0.0628  0.0000  0.0000  0.0000  0.0000  0.0000  0.4282  0.0000  0.0000  0.0000
        0.0000  0.0000  0.0000  0.0000  0.0000  0.0000  0.0000  0.0000  0.0000  0.0000  0.3229
        0.0000  0.0000  0.0000  0.0000  0.0000  0.0000  0.0000  0.0000  0.0000  0.0000  0.0000
        0.0000  0.1861  0.0000  0.0000  0.0628  0.0000  0.0000  0.0000  0.0000  0.0000  0.4282
        0.0000  0.0000  0.0000  0.0000  0.0000  0.0000  0.0000  0.0000  0.0000  0.0000  0.0000
        0.0000  0.0000  0.3229
2001    1       6       1       0       1       80      80      1       0.0000  0.0000  0.0000
        0.0000  0.0000  0.0000  0.0000  0.0000  0.0000  0.0000  0.0000  0.0000  0.0000  0.0000
        0.0000  0.0000  0.0000  0.0000  1.0000  0.0000  0.0000  0.0000  0.0000  0.0000  0.0000
        0.0000  0.0000  0.0000  0.0000  0.0000  0.0000  0.0000  0.0000  0.0000  0.0000  0.0000
        0.0000  0.0000  0.0000  0.0000  0.0000  0.0000  0.0000  0.0000  0.0000  0.0000  0.0000
        0.0000  0.0000  0.0000  0.0000  0.0000  0.0000  0.0000  1.0000  0.0000  0.0000  0.0000
        0.0000  0.0000  0.0000  0.0000  0.0000  0.0000  0.0000  0.0000  0.0000  0.0000  0.0000
        0.0000  0.0000  0.0000
2001    1       6       1       0       1       82      82      3       0.0000  0.0000  0.0000
        0.0000  0.0000  0.0000  0.0000  0.0000  0.0000  0.0000  0.0000  0.0000  0.0000  0.0000
        0.0000  0.0000  0.0000  0.7939  0.0000  0.0000  0.0000  0.0000  0.0000  0.0000  0.0000
        0.0000  0.0000  0.0000  0.0000  0.0000  0.0000  0.0000  0.0000  0.0000  0.0000  0.2061
        0.0000  0.0000  0.0000  0.0000  0.0000  0.0000  0.0000  0.0000  0.0000  0.0000  0.0000
        0.0000  0.0000  0.0000  0.0000  0.0000  0.0000  0.7939  0.0000  0.0000  0.0000  0.0000
        0.0000  0.0000  0.0000  0.0000  0.0000  0.0000  0.0000  0.0000  0.0000  0.0000  0.0000
        0.0000  0.0000  0.2061
# AKSLP Males updated for 2011 (N=81)
1997    1       6       2       0       1       26      26      1       1.0000  0.0000  0.0000
        0.0000  0.0000  0.0000  0.0000  0.0000  0.0000  0.0000  0.0000  0.0000  0.0000  0.0000
        0.0000  0.0000  0.0000  0.0000  0.0000  0.0000  0.0000  0.0000  0.0000  0.0000  0.0000
        0.0000  0.0000  0.0000  0.0000  0.0000  0.0000  0.0000  0.0000  0.0000  0.0000  0.0000
        1.0000  0.0000  0.0000  0.0000  0.0000  0.0000  0.0000  0.0000  0.0000  0.0000  0.0000
        0.0000  0.0000  0.0000  0.0000  0.0000  0.0000  0.0000  0.0000  0.0000  0.0000  0.0000
        0.0000  0.0000  0.0000  0.0000  0.0000  0.0000  0.0000  0.0000  0.0000  0.0000  0.0000
        0.0000  0.0000  0.0000
1997    1       6       2       0       1       30      30      1       0.0000  0.0000  1.0000
        0.0000  0.0000  0.0000  0.0000  0.0000  0.0000  0.0000  0.0000  0.0000  0.0000  0.0000
        0.0000  0.0000  0.0000  0.0000  0.0000  0.0000  0.0000  0.0000  0.0000  0.0000  0.0000
        0.0000  0.0000  0.0000  0.0000  0.0000  0.0000  0.0000  0.0000  0.0000  0.0000  0.0000
        0.0000  0.0000  1.0000  0.0000  0.0000  0.0000  0.0000  0.0000  0.0000  0.0000  0.0000
        0.0000  0.0000  0.0000  0.0000  0.0000  0.0000  0.0000  0.0000  0.0000  0.0000  0.0000
        0.0000  0.0000  0.0000  0.0000  0.0000  0.0000  0.0000  0.0000  0.0000  0.0000  0.0000
        0.0000  0.0000  0.0000
1997    1       6       2       0       1       36      36      2       0.0000  0.0000  1.0000
        0.0000  0.0000  0.0000  0.0000  0.0000  0.0000  0.0000  0.0000  0.0000  0.0000  0.0000
        0.0000  0.0000  0.0000  0.0000  0.0000  0.0000  0.0000  0.0000  0.0000  0.0000  0.0000
        0.0000  0.0000  0.0000  0.0000  0.0000  0.0000  0.0000  0.0000  0.0000  0.0000  0.0000
        0.0000  0.0000  1.0000  0.0000  0.0000  0.0000  0.0000  0.0000  0.0000  0.0000  0.0000
        0.0000  0.0000  0.0000  0.0000  0.0000  0.0000  0.0000  0.0000  0.0000  0.0000  0.0000
        0.0000  0.0000  0.0000  0.0000  0.0000  0.0000  0.0000  0.0000  0.0000  0.0000  0.0000
        0.0000  0.0000  0.0000
1997    1       6       2       0       1       38      38      6       0.0000  0.0000  0.0000
        0.5697  0.0901  0.3401  0.0000  0.0000  0.0000  0.0000  0.0000  0.0000  0.0000  0.0000
        0.0000  0.0000  0.0000  0.0000  0.0000  0.0000  0.0000  0.0000  0.0000  0.0000  0.0000
        0.0000  0.0000  0.0000  0.0000  0.0000  0.0000  0.0000  0.0000  0.0000  0.0000  0.0000
        0.0000  0.0000  0.0000  0.5697  0.0901  0.3401  0.0000  0.0000  0.0000  0.0000  0.0000
        0.0000  0.0000  0.0000  0.0000  0.0000  0.0000  0.0000  0.0000  0.0000  0.0000  0.0000
        0.0000  0.0000  0.0000  0.0000  0.0000  0.0000  0.0000  0.0000  0.0000  0.0000  0.0000
        0.0000  0.0000  0.0000
1997    1       6       2       0       1       40      40      14      0.0000  0.0000  0.6935
        0.0803  0.1623  0.0145  0.0277  0.0000  0.0217  0.0000  0.0000  0.0000  0.0000  0.0000
        0.0000  0.0000  0.0000  0.0000  0.0000  0.0000  0.0000  0.0000  0.0000  0.0000  0.0000
        0.0000  0.0000  0.0000  0.0000  0.0000  0.0000  0.0000  0.0000  0.0000  0.0000  0.0000
        0.0000  0.0000  0.6935  0.0803  0.1623  0.0145  0.0277  0.0000  0.0217  0.0000  0.0000
        0.0000  0.0000  0.0000  0.0000  0.0000  0.0000  0.0000  0.0000  0.0000  0.0000  0.0000
```

	0.0000	0.0000	0.0000	0.0000	0.0000	0.0000	0.0000	0.0000	0.0000	0.0000	0.0000
	0.0000	0.0000	0.0000								
1997	1	6	2	0	1	42	42	26	0.0000	0.0000	0.1472
	0.4648	0.2147	0.0925	0.0558	0.0125	0.0000	0.0125	0.0000	0.0000	0.0000	0.0000
	0.0000	0.0000	0.0000	0.0000	0.0000	0.0000	0.0000	0.0000	0.0000	0.0000	0.0000
	0.0000	0.0000	0.0000	0.0000	0.0000	0.0000	0.0000	0.0000	0.0000	0.0000	0.0000
	0.0000	0.0000	0.1472	0.4648	0.2147	0.0925	0.0558	0.0125	0.0000	0.0125	0.0000
	0.0000	0.0000	0.0000	0.0000	0.0000	0.0000	0.0000	0.0000	0.0000	0.0000	0.0000
	0.0000	0.0000	0.0000	0.0000	0.0000	0.0000	0.0000	0.0000	0.0000	0.0000	0.0000
	0.0000	0.0000	0.0000								
1997	1	6	2	0	1	44	44	32	0.0000	0.0000	0.0765
	0.2595	0.1554	0.1442	0.1700	0.1117	0.0000	0.0000	0.0293	0.0000	0.0000	0.0099
	0.0000	0.0435	0.0000	0.0000	0.0000	0.0000	0.0000	0.0000	0.0000	0.0000	0.0000
	0.0000	0.0000	0.0000	0.0000	0.0000	0.0000	0.0000	0.0000	0.0000	0.0000	0.0000
	0.0000	0.0000	0.0765	0.2595	0.1554	0.1442	0.1700	0.1117	0.0000	0.0000	0.0293
	0.0000	0.0000	0.0099	0.0000	0.0435	0.0000	0.0000	0.0000	0.0000	0.0000	0.0000
	0.0000	0.0000	0.0000	0.0000	0.0000	0.0000	0.0000	0.0000	0.0000	0.0000	0.0000
	0.0000	0.0000	0.0000								
1997	1	6	2	0	1	46	46	39	0.0000	0.0000	0.1481
	0.1234	0.0759	0.1550	0.1187	0.0446	0.0133	0.0000	0.0102	0.1370	0.0299	0.0419
	0.0000	0.0282	0.0000	0.0000	0.0000	0.0000	0.0000	0.0000	0.0000	0.0000	0.0000
	0.0000	0.0454	0.0000	0.0282	0.0000	0.0000	0.0000	0.0000	0.0000	0.0000	0.0000
	0.0000	0.0000	0.1481	0.1234	0.0759	0.1550	0.1187	0.0446	0.0133	0.0000	0.0102
	0.1370	0.0299	0.0419	0.0000	0.0282	0.0000	0.0000	0.0000	0.0000	0.0000	0.0000
	0.0000	0.0000	0.0000	0.0000	0.0454	0.0000	0.0282	0.0000	0.0000	0.0000	0.0000
	0.0000	0.0000	0.0000								
1997	1	6	2	0	1	48	48	50	0.0000	0.0000	0.0095
	0.1182	0.0831	0.2576	0.1206	0.0240	0.0326	0.0313	0.0102	0.0534	0.0485	0.0066
	0.0067	0.0556	0.0165	0.0056	0.0254	0.0046	0.0120	0.0054	0.0158	0.0000	0.0000
	0.0000	0.0124	0.0000	0.0097	0.0000	0.0158	0.0000	0.0000	0.0000	0.0054	0.0137
	0.0000	0.0000	0.0095	0.1182	0.0831	0.2576	0.1206	0.0240	0.0326	0.0313	0.0102
	0.0534	0.0485	0.0066	0.0067	0.0556	0.0165	0.0056	0.0254	0.0046	0.0120	0.0054
	0.0158	0.0000	0.0000	0.0000	0.0124	0.0000	0.0097	0.0000	0.0158	0.0000	0.0000
	0.0000	0.0054	0.0137								
1997	1	6	2	0	1	50	50	52	0.0000	0.0000	0.0991
	0.0464	0.0520	0.0285	0.0804	0.0232	0.1574	0.0786	0.0071	0.0402	0.0399	0.0578
	0.0782	0.0436	0.0053	0.0062	0.0335	0.0127	0.0088	0.0000	0.0000	0.0000	0.0077
	0.0000	0.0000	0.0042	0.0000	0.0000	0.0000	0.0000	0.0094	0.0000	0.0000	0.0799
	0.0000	0.0000	0.0991	0.0464	0.0520	0.0285	0.0804	0.0232	0.1574	0.0786	0.0071
	0.0402	0.0399	0.0578	0.0782	0.0436	0.0053	0.0062	0.0335	0.0127	0.0088	0.0000
	0.0000	0.0000	0.0077	0.0000	0.0000	0.0042	0.0000	0.0000	0.0000	0.0000	0.0094
	0.0000	0.0000	0.0799								
1997	1	6	2	0	1	52	52	53	0.0000	0.0000	0.0247
	0.1342	0.1397	0.0000	0.0167	0.0127	0.0390	0.1004	0.0326	0.0111	0.0332	0.0378
	0.0132	0.0000	0.0062	0.0349	0.0000	0.0177	0.0177	0.0053	0.0154	0.0367	0.0336
	0.0000	0.0117	0.0182	0.0289	0.0480	0.0000	0.0073	0.0125	0.0000	0.0093	0.1013
	0.0000	0.0000	0.0247	0.1342	0.1397	0.0000	0.0167	0.0127	0.0390	0.1004	0.0326
	0.0111	0.0332	0.0378	0.0132	0.0000	0.0062	0.0349	0.0000	0.0177	0.0177	0.0053
	0.0154	0.0367	0.0336	0.0000	0.0117	0.0182	0.0289	0.0480	0.0000	0.0073	0.0125
	0.0000	0.0093	0.1013								
1997	1	6	2	0	1	54	54	53	0.0000	0.0000	0.0000
	0.0381	0.0844	0.0383	0.0072	0.0140	0.0189	0.0371	0.0590	0.0053	0.0284	0.0471
	0.0083	0.0202	0.0711	0.0176	0.0329	0.0211	0.0068	0.0000	0.0407	0.0458	0.0000
	0.0440	0.0188	0.0000	0.0000	0.0158	0.0417	0.0000	0.0000	0.0148	0.0491	0.1736
	0.0000	0.0000	0.0000	0.0381	0.0844	0.0383	0.0072	0.0140	0.0189	0.0371	0.0590
	0.0053	0.0284	0.0471	0.0083	0.0202	0.0711	0.0176	0.0329	0.0211	0.0068	0.0000
	0.0407	0.0458	0.0000	0.0440	0.0188	0.0000	0.0000	0.0158	0.0417	0.0000	0.0000
	0.0148	0.0491	0.1736								
1997	1	6	2	0	1	56	56	42	0.0000	0.0000	0.0000
	0.0825	0.0672	0.0000	0.0000	0.0713	0.0377	0.0074	0.0105	0.0084	0.0000	0.0071
	0.0234	0.0000	0.0242	0.0086	0.0259	0.0429	0.0108	0.0331	0.0286	0.0093	0.0407
	0.0000	0.0414	0.0353	0.0000	0.0418	0.0261	0.0000	0.0271	0.0000	0.0106	0.2782
	0.0000	0.0000	0.0000	0.0825	0.0672	0.0000	0.0000	0.0713	0.0377	0.0074	0.0105
	0.0084	0.0000	0.0071	0.0234	0.0000	0.0242	0.0086	0.0259	0.0429	0.0108	0.0331
	0.0286	0.0093	0.0407	0.0000	0.0414	0.0353	0.0000	0.0418	0.0261	0.0000	0.0271
	0.0000	0.0106	0.2782								
1997	1	6	2	0	1	58	58	37	0.0000	0.0000	0.0000
	0.0000	0.0000	0.0000	0.0000	0.0234	0.0679	0.0524	0.0159	0.0000	0.0069	0.0000
	0.0282	0.0098	0.0000	0.0321	0.0000	0.0268	0.0000	0.0053	0.0144	0.0380	0.0000
	0.0297	0.0277	0.0172	0.0000	0.1391	0.0581	0.0064	0.0073	0.0234	0.0000	0.3699

	0.0000	0.0000	0.0000	0.0000	0.0000	0.0000	0.0000	0.0234	0.0679	0.0524	0.0159
	0.0000	0.0069	0.0000	0.0282	0.0098	0.0000	0.0321	0.0000	0.0268	0.0000	0.0053
	0.0144	0.0380	0.0000	0.0297	0.0277	0.0172	0.0000	0.1391	0.0581	0.0064	0.0073
	0.0234	0.0000	0.3699								
1997	1	6	2	0	1	60	60	38	0.0000	0.0000	0.0000
	0.0000	0.0000	0.0000	0.0906	0.0000	0.0540	0.0414	0.0000	0.0448	0.0275	0.0000
	0.0462	0.0000	0.0344	0.0000	0.0483	0.0232	0.0086	0.0465	0.0180	0.0148	0.0055
	0.1092	0.0163	0.0000	0.0216	0.0223	0.0071	0.0389	0.0000	0.0328	0.0110	0.2373
	0.0000	0.0000	0.0000	0.0000	0.0000	0.0000	0.0906	0.0000	0.0540	0.0414	0.0000
	0.0448	0.0275	0.0000	0.0462	0.0000	0.0344	0.0000	0.0483	0.0232	0.0086	0.0465
	0.0180	0.0148	0.0055	0.1092	0.0163	0.0000	0.0216	0.0223	0.0071	0.0389	0.0000
	0.0328	0.0110	0.2373								
1997	1	6	2	0	1	62	62	22	0.0000	0.0000	0.0000
	0.0000	0.0000	0.0000	0.0000	0.0000	0.0229	0.0360	0.0000	0.0643	0.0000	0.0370
	0.0000	0.0000	0.0000	0.0000	0.0426	0.0000	0.1001	0.0000	0.0170	0.0168	0.0170
	0.0000	0.0354	0.0000	0.0895	0.0217	0.0000	0.0380	0.0000	0.0170	0.0322	0.4127
	0.0000	0.0000	0.0000	0.0000	0.0000	0.0000	0.0000	0.0000	0.0229	0.0360	0.0000
	0.0643	0.0000	0.0370	0.0000	0.0000	0.0000	0.0000	0.0426	0.0000	0.1001	0.0000
	0.0170	0.0168	0.0170	0.0000	0.0354	0.0000	0.0895	0.0217	0.0000	0.0380	0.0000
	0.0170	0.0322	0.4127								
1997	1	6	2	0	1	64	64	14	0.0000	0.0000	0.0000
	0.0000	0.0000	0.0000	0.0000	0.0690	0.1930	0.0000	0.0000	0.0000	0.0000	0.0000
	0.0000	0.0000	0.1046	0.0000	0.0257	0.0000	0.0805	0.0000	0.0000	0.0000	0.0000
	0.0000	0.0000	0.0257	0.0000	0.0000	0.0173	0.0000	0.0821	0.0000	0.0681	0.3340
	0.0000	0.0000	0.0000	0.0000	0.0000	0.0000	0.0000	0.0690	0.1930	0.0000	0.0000
	0.0000	0.0000	0.0000	0.0000	0.0000	0.1046	0.0000	0.0257	0.0000	0.0805	0.0000
	0.0000	0.0000	0.0000	0.0000	0.0000	0.0257	0.0000	0.0000	0.0173	0.0000	0.0821
	0.0000	0.0681	0.3340								
1997	1	6	2	0	1	66	66	11	0.0000	0.0000	0.0000
	0.0000	0.0000	0.0000	0.0000	0.0000	0.0000	0.0000	0.0000	0.0000	0.1343	0.0000
	0.1031	0.0000	0.0000	0.1903	0.0000	0.0000	0.0258	0.0344	0.0000	0.0253	0.0000
	0.0000	0.0258	0.3246	0.0000	0.0511	0.0000	0.0000	0.0000	0.0000	0.0000	0.0854
	0.0000	0.0000	0.0000	0.0000	0.0000	0.0000	0.0000	0.0000	0.0000	0.0000	0.0000
	0.0000	0.1343	0.0000	0.1031	0.0000	0.0000	0.1903	0.0000	0.0000	0.0258	0.0344
	0.0000	0.0253	0.0000	0.0000	0.0258	0.3246	0.0000	0.0511	0.0000	0.0000	0.0000
	0.0000	0.0000	0.0854								
1997	1	6	2	0	1	68	68	7	0.0000	0.0000	0.0000
	0.0000	0.0000	0.0000	0.0000	0.2063	0.0000	0.0000	0.0000	0.0000	0.0000	0.1489
	0.0000	0.0000	0.0000	0.3809	0.0516	0.0000	0.0000	0.0000	0.0000	0.0000	0.1124
	0.0000	0.0000	0.0000	0.0000	0.0000	0.0000	0.0000	0.0585	0.0000	0.0000	0.0414
	0.0000	0.0000	0.0000	0.0000	0.0000	0.0000	0.0000	0.2063	0.0000	0.0000	0.0000
	0.0000	0.0000	0.1489	0.0000	0.0000	0.0000	0.3809	0.0516	0.0000	0.0000	0.0000
	0.0000	0.0000	0.1124	0.0000	0.0000	0.0000	0.0000	0.0000	0.0000	0.0000	0.0585
	0.0000	0.0000	0.0414								
1997	1	6	2	0	1	70	70	1	0.0000	0.0000	0.0000
	0.0000	0.0000	0.0000	0.0000	0.0000	0.0000	0.0000	0.0000	0.0000	0.0000	0.0000
	0.0000	0.0000	0.0000	0.0000	0.0000	0.0000	0.0000	1.0000	0.0000	0.0000	0.0000
	0.0000	0.0000	0.0000	0.0000	0.0000	0.0000	0.0000	0.0000	0.0000	0.0000	0.0000
	0.0000	0.0000	0.0000	0.0000	0.0000	0.0000	0.0000	0.0000	0.0000	0.0000	0.0000
	0.0000	0.0000	0.0000	0.0000	0.0000	0.0000	0.0000	0.0000	0.0000	0.0000	1.0000
	0.0000	0.0000	0.0000	0.0000	0.0000	0.0000	0.0000	0.0000	0.0000	0.0000	0.0000
	0.0000	0.0000	0.0000								
1997	1	6	2	0	1	72	72	1	0.0000	0.0000	0.0000
	0.0000	0.0000	0.0000	0.0000	0.0000	0.0000	0.0000	0.0000	0.0000	0.0000	0.0000
	0.0000	0.0000	0.0000	1.0000	0.0000	0.0000	0.0000	0.0000	0.0000	0.0000	0.0000
	0.0000	0.0000	0.0000	0.0000	0.0000	0.0000	0.0000	0.0000	0.0000	0.0000	0.0000
	0.0000	0.0000	0.0000	0.0000	0.0000	0.0000	0.0000	0.0000	0.0000	0.0000	0.0000
	0.0000	0.0000	0.0000	0.0000	0.0000	0.0000	1.0000	0.0000	0.0000	0.0000	0.0000
	0.0000	0.0000	0.0000	0.0000	0.0000	0.0000	0.0000	0.0000	0.0000	0.0000	0.0000
	0.0000	0.0000	0.0000								
1997	1	6	2	0	1	74	74	1	0.0000	0.0000	0.0000
	0.0000	0.0000	0.0000	0.0000	0.0000	0.0000	0.0000	0.0000	0.0000	0.0000	0.0000
	0.0000	0.0000	0.0000	0.0000	0.0000	0.0000	0.0000	0.0000	0.0000	0.0000	0.0000
	0.0000	0.0000	0.0000	0.0000	0.0000	0.0000	0.0000	0.0000	0.0000	0.0000	1.0000
	0.0000	0.0000	0.0000	0.0000	0.0000	0.0000	0.0000	0.0000	0.0000	0.0000	0.0000
	0.0000	0.0000	0.0000	0.0000	0.0000	0.0000	0.0000	0.0000	0.0000	0.0000	0.0000
	0.0000	0.0000	0.0000	0.0000	0.0000	0.0000	0.0000	0.0000	0.0000	0.0000	0.0000
	0.0000	0.0000	1.0000								
1999	1	6	2	0	1	22	22	1	0.0000	1.0000	0.0000
	0.0000	0.0000	0.0000	0.0000	0.0000	0.0000	0.0000	0.0000	0.0000	0.0000	0.0000

	0.0000	0.0000	0.0000	0.0000	0.0000	0.0000	0.0000	0.0000	0.0000	0.0000	0.0000
	0.0000	0.0000	0.0000	0.0000	0.0000	0.0000	0.0000	0.0000	0.0000	0.0000	0.0000
	0.0000	1.0000	0.0000	0.0000	0.0000	0.0000	0.0000	0.0000	0.0000	0.0000	0.0000
	0.0000	0.0000	0.0000	0.0000	0.0000	0.0000	0.0000	0.0000	0.0000	0.0000	0.0000
	0.0000	0.0000	0.0000	0.0000	0.0000	0.0000	0.0000	0.0000	0.0000	0.0000	0.0000
	0.0000	0.0000	0.0000								
1999	1	6	2	0	1	40	40	3	0.0000	0.4783	0.5217
	0.0000	0.0000	0.0000	0.0000	0.0000	0.0000	0.0000	0.0000	0.0000	0.0000	0.0000
	0.0000	0.0000	0.0000	0.0000	0.0000	0.0000	0.0000	0.0000	0.0000	0.0000	0.0000
	0.0000	0.0000	0.0000	0.0000	0.0000	0.0000	0.0000	0.0000	0.0000	0.0000	0.0000
	0.0000	0.4783	0.5217	0.0000	0.0000	0.0000	0.0000	0.0000	0.0000	0.0000	0.0000
	0.0000	0.0000	0.0000	0.0000	0.0000	0.0000	0.0000	0.0000	0.0000	0.0000	0.0000
	0.0000	0.0000	0.0000	0.0000	0.0000	0.0000	0.0000	0.0000	0.0000	0.0000	0.0000
	0.0000	0.0000	0.0000								
1999	1	6	2	0	1	42	42	2	0.0000	0.0000	0.3755
	0.6245	0.0000	0.0000	0.0000	0.0000	0.0000	0.0000	0.0000	0.0000	0.0000	0.0000
	0.0000	0.0000	0.0000	0.0000	0.0000	0.0000	0.0000	0.0000	0.0000	0.0000	0.0000
	0.0000	0.0000	0.0000	0.0000	0.0000	0.0000	0.0000	0.0000	0.0000	0.0000	0.0000
	0.0000	0.0000	0.3755	0.6245	0.0000	0.0000	0.0000	0.0000	0.0000	0.0000	0.0000
	0.0000	0.0000	0.0000	0.0000	0.0000	0.0000	0.0000	0.0000	0.0000	0.0000	0.0000
	0.0000	0.0000	0.0000	0.0000	0.0000	0.0000	0.0000	0.0000	0.0000	0.0000	0.0000
	0.0000	0.0000	0.0000								
1999	1	6	2	0	1	44	44	4	0.0000	0.0000	0.4169
	0.0000	0.0000	0.5831	0.0000	0.0000	0.0000	0.0000	0.0000	0.0000	0.0000	0.0000
	0.0000	0.0000	0.0000	0.0000	0.0000	0.0000	0.0000	0.0000	0.0000	0.0000	0.0000
	0.0000	0.0000	0.0000	0.0000	0.0000	0.0000	0.0000	0.0000	0.0000	0.0000	0.0000
	0.0000	0.0000	0.4169	0.0000	0.0000	0.5831	0.0000	0.0000	0.0000	0.0000	0.0000
	0.0000	0.0000	0.0000	0.0000	0.0000	0.0000	0.0000	0.0000	0.0000	0.0000	0.0000
	0.0000	0.0000	0.0000	0.0000	0.0000	0.0000	0.0000	0.0000	0.0000	0.0000	0.0000
	0.0000	0.0000	0.0000								
1999	1	6	2	0	1	46	46	11	0.0000	0.0000	0.2436
	0.0317	0.1338	0.1175	0.1741	0.0000	0.0000	0.2185	0.0000	0.0000	0.0000	0.0000
	0.0000	0.0000	0.0000	0.0000	0.0000	0.0000	0.0809	0.0000	0.0000	0.0000	0.0000
	0.0000	0.0000	0.0000	0.0000	0.0000	0.0000	0.0000	0.0000	0.0000	0.0000	0.0000
	0.0000	0.0000	0.2436	0.0317	0.1338	0.1175	0.1741	0.0000	0.0000	0.2185	0.0000
	0.0000	0.0000	0.0000	0.0000	0.0000	0.0000	0.0000	0.0000	0.0000	0.0809	0.0000
	0.0000	0.0000	0.0000	0.0000	0.0000	0.0000	0.0000	0.0000	0.0000	0.0000	0.0000
	0.0000	0.0000	0.0000								
1999	1	6	2	0	1	48	48	15	0.0000	0.0000	0.0000
	0.1369	0.2134	0.0000	0.0158	0.0000	0.0000	0.0000	0.0000	0.1446	0.0000	0.0000
	0.0000	0.0000	0.0389	0.0000	0.0000	0.0000	0.0000	0.0000	0.0000	0.0000	0.0000
	0.0000	0.3780	0.0000	0.0000	0.0000	0.0000	0.0000	0.0000	0.0000	0.0232	0.0492
	0.0000	0.0000	0.0000	0.1369	0.2134	0.0000	0.0158	0.0000	0.0000	0.0000	0.0000
	0.1446	0.0000	0.0000	0.0000	0.0000	0.0389	0.0000	0.0000	0.0000	0.0000	0.0000
	0.0000	0.0000	0.0000	0.0000	0.3780	0.0000	0.0000	0.0000	0.0000	0.0000	0.0000
	0.0000	0.0232	0.0492								
1999	1	6	2	0	1	50	50	23	0.0000	0.0000	0.0455
	0.1725	0.2021	0.0165	0.1861	0.1041	0.0000	0.0000	0.0000	0.1040	0.0191	0.0331
	0.0000	0.0000	0.0154	0.0000	0.0401	0.0000	0.0283	0.0000	0.0000	0.0000	0.0000
	0.0000	0.0000	0.0000	0.0000	0.0000	0.0000	0.0000	0.0000	0.0000	0.0000	0.0331
	0.0000	0.0000	0.0455	0.1725	0.2021	0.0165	0.1861	0.1041	0.0000	0.0000	0.0000
	0.1040	0.0191	0.0331	0.0000	0.0000	0.0154	0.0000	0.0401	0.0000	0.0283	0.0000
	0.0000	0.0000	0.0000	0.0000	0.0000	0.0000	0.0000	0.0000	0.0000	0.0000	0.0000
	0.0000	0.0000	0.0331								
1999	1	6	2	0	1	52	52	23	0.0000	0.0000	0.0000
	0.0343	0.1206	0.0209	0.0209	0.0649	0.1173	0.0000	0.0596	0.1479	0.0488	0.0000
	0.0000	0.0000	0.0000	0.0000	0.1222	0.0156	0.0000	0.0000	0.0420	0.0000	0.0000
	0.0000	0.0257	0.0000	0.0000	0.0000	0.0000	0.0310	0.0000	0.0000	0.0000	0.1282
	0.0000	0.0000	0.0000	0.0343	0.1206	0.0209	0.0209	0.0649	0.1173	0.0000	0.0596
	0.1479	0.0488	0.0000	0.0000	0.0000	0.0000	0.0000	0.1222	0.0156	0.0000	0.0000
	0.0420	0.0000	0.0000	0.0000	0.0257	0.0000	0.0000	0.0000	0.0000	0.0310	0.0000
	0.0000	0.0000	0.1282								
1999	1	6	2	0	1	54	54	23	0.0000	0.0000	0.0000
	0.0000	0.2357	0.1195	0.0438	0.0791	0.0306	0.0440	0.0000	0.0000	0.0570	0.0000
	0.0454	0.0581	0.0000	0.0000	0.0293	0.0000	0.0229	0.0000	0.0560	0.1057	0.0175
	0.0000	0.0000	0.0000	0.0000	0.0000	0.0330	0.0000	0.0000	0.0000	0.0000	0.0224
	0.0000	0.0000	0.0000	0.0000	0.2357	0.1195	0.0438	0.0791	0.0306	0.0440	0.0000
	0.0000	0.0570	0.0000	0.0454	0.0581	0.0000	0.0000	0.0293	0.0000	0.0229	0.0000
	0.0560	0.1057	0.0175	0.0000	0.0000	0.0000	0.0000	0.0000	0.0330	0.0000	0.0000
	0.0000	0.0000	0.0224								

1999	1	6	2	0	1	56	56	26	0.0000	0.0000	0.0000
	0.0000	0.0508	0.0670	0.0000	0.0000	0.0221	0.0682	0.0984	0.0699	0.0000	0.0367
	0.0000	0.0345	0.0000	0.1063	0.0122	0.0000	0.0000	0.0000	0.0000	0.0985	0.0000
	0.0856	0.0000	0.0163	0.0000	0.0000	0.0000	0.0495	0.0000	0.0000	0.0000	0.1840
	0.0000	0.0000	0.0000	0.0000	0.0508	0.0670	0.0000	0.0000	0.0221	0.0682	0.0984
	0.0699	0.0000	0.0367	0.0000	0.0345	0.0000	0.1063	0.0122	0.0000	0.0000	0.0000
	0.0000	0.0985	0.0000	0.0856	0.0000	0.0163	0.0000	0.0000	0.0000	0.0495	0.0000
	0.0000	0.0000	0.1840								
1999	1	6	2	0	1	58	58	20	0.0000	0.0000	0.0000
	0.0000	0.1238	0.0094	0.0000	0.0179	0.0000	0.0000	0.0628	0.0239	0.0261	0.0000
	0.0000	0.0403	0.0000	0.0000	0.0252	0.0000	0.2228	0.0000	0.0000	0.0375	0.0000
	0.0000	0.0394	0.0000	0.0816	0.0311	0.0000	0.0000	0.0643	0.0000	0.0000	0.1938
	0.0000	0.0000	0.0000	0.0000	0.1238	0.0094	0.0000	0.0179	0.0000	0.0000	0.0628
	0.0239	0.0261	0.0000	0.0000	0.0403	0.0000	0.0000	0.0252	0.0000	0.2228	0.0000
	0.0000	0.0375	0.0000	0.0000	0.0394	0.0000	0.0816	0.0311	0.0000	0.0000	0.0643
	0.0000	0.0000	0.1938								
1999	1	6	2	0	1	60	60	13	0.0000	0.0000	0.0000
	0.0000	0.0000	0.1663	0.0000	0.0000	0.0000	0.0000	0.0000	0.0640	0.0000	0.0263
	0.0000	0.0000	0.0000	0.0823	0.0000	0.0000	0.0000	0.0266	0.0595	0.0665	0.0000
	0.0665	0.0000	0.1217	0.0000	0.0460	0.0000	0.0460	0.0000	0.0196	0.0000	0.2086
	0.0000	0.0000	0.0000	0.0000	0.0000	0.1663	0.0000	0.0000	0.0000	0.0000	0.0000
	0.0640	0.0000	0.0263	0.0000	0.0000	0.0000	0.0823	0.0000	0.0000	0.0000	0.0266
	0.0595	0.0665	0.0000	0.0665	0.0000	0.1217	0.0000	0.0460	0.0000	0.0460	0.0000
	0.0196	0.0000	0.2086								
1999	1	6	2	0	1	62	62	13	0.0000	0.0000	0.0000
	0.0000	0.0000	0.0000	0.0000	0.0000	0.0000	0.0000	0.0000	0.0000	0.0000	0.0000
	0.0000	0.0000	0.2094	0.0000	0.0000	0.1633	0.0000	0.0000	0.0000	0.0000	0.0000
	0.0000	0.0680	0.0774	0.0000	0.0000	0.0000	0.0000	0.0000	0.0461	0.0000	0.4358
	0.0000	0.0000	0.0000	0.0000	0.0000	0.0000	0.0000	0.0000	0.0000	0.0000	0.0000
	0.0000	0.0000	0.0000	0.0000	0.0000	0.2094	0.0000	0.0000	0.1633	0.0000	0.0000
	0.0000	0.0000	0.0000	0.0000	0.0680	0.0774	0.0000	0.0000	0.0000	0.0000	0.0000
	0.0461	0.0000	0.4358								
1999	1	6	2	0	1	64	64	4	0.0000	0.0000	0.0000
	0.0000	0.0000	0.0000	0.0000	0.0000	0.0000	0.0000	0.0000	0.1476	0.0000	0.0000
	0.0000	0.0000	0.0000	0.0000	0.0000	0.0000	0.0000	0.0000	0.0000	0.0000	0.0000
	0.0000	0.0000	0.0000	0.0000	0.0000	0.0000	0.0000	0.0000	0.0886	0.7099	0.0538
	0.0000	0.0000	0.0000	0.0000	0.0000	0.0000	0.0000	0.0000	0.0000	0.0000	0.0000
	0.1476	0.0000	0.0000	0.0000	0.0000	0.0000	0.0000	0.0000	0.0000	0.0000	0.0000
	0.0000	0.0000	0.0000	0.0000	0.0000	0.0000	0.0000	0.0000	0.0000	0.0000	0.0000
	0.0886	0.7099	0.0538								
1999	1	6	2	0	1	66	66	5	0.0000	0.0000	0.0000
	0.0000	0.0000	0.0000	0.4587	0.0000	0.0000	0.0000	0.0000	0.0000	0.0000	0.0000
	0.0892	0.0000	0.0000	0.0000	0.0000	0.0000	0.0000	0.0000	0.0000	0.0000	0.0000
	0.0000	0.1023	0.0000	0.0000	0.0000	0.1166	0.0000	0.0000	0.0000	0.0000	0.2332
	0.0000	0.0000	0.0000	0.0000	0.0000	0.0000	0.4587	0.0000	0.0000	0.0000	0.0000
	0.0000	0.0000	0.0000	0.0892	0.0000	0.0000	0.0000	0.0000	0.0000	0.0000	0.0000
	0.0000	0.0000	0.0000	0.0000	0.1023	0.0000	0.0000	0.0000	0.1166	0.0000	0.0000
	0.0000	0.0000	0.2332								
1999	1	6	2	0	1	68	68	2	0.0000	0.0000	0.0000
	0.0000	0.0000	0.0000	0.0000	0.0000	0.0000	0.0000	0.0000	0.0000	0.0000	0.0000
	0.7538	0.0000	0.0000	0.0000	0.0000	0.0000	0.0000	0.0000	0.0000	0.0000	0.0000
	0.0000	0.0000	0.0000	0.2462	0.0000	0.0000	0.0000	0.0000	0.0000	0.0000	0.0000
	0.0000	0.0000	0.0000	0.0000	0.0000	0.0000	0.0000	0.0000	0.0000	0.0000	0.0000
	0.0000	0.0000	0.0000	0.7538	0.0000	0.0000	0.0000	0.0000	0.0000	0.0000	0.0000
	0.0000	0.0000	0.0000	0.0000	0.0000	0.0000	0.2462	0.0000	0.0000	0.0000	0.0000
	0.0000	0.0000	0.0000								
1999	1	6	2	0	1	70	70	2	0.0000	0.0000	0.0000
	0.0000	0.0000	0.0000	0.0000	0.0000	0.0000	0.0000	0.0000	0.0000	0.0000	0.0000
	0.0000	0.0000	0.0000	0.0000	0.0000	0.0000	0.8386	0.0000	0.0000	0.0000	0.0000
	0.0000	0.0000	0.0000	0.0000	0.0000	0.0000	0.0000	0.0000	0.0000	0.0000	0.1614
	0.0000	0.0000	0.0000	0.0000	0.0000	0.0000	0.0000	0.0000	0.0000	0.0000	0.0000
	0.0000	0.0000	0.0000	0.0000	0.0000	0.0000	0.0000	0.0000	0.0000	0.8386	0.0000
	0.0000	0.0000	0.0000	0.0000	0.0000	0.0000	0.0000	0.0000	0.0000	0.0000	0.0000
	0.0000	0.0000	0.1614								
1999	1	6	2	0	1	72	72	1	0.0000	0.0000	0.0000
	0.0000	0.0000	0.0000	0.0000	0.0000	0.0000	0.0000	0.0000	0.0000	0.0000	0.0000
	0.0000	0.0000	0.0000	0.0000	0.0000	0.0000	0.0000	0.0000	0.0000	0.0000	0.0000
	0.0000	0.0000	0.0000	0.0000	0.0000	0.0000	0.0000	0.0000	0.0000	0.0000	1.0000
	0.0000	0.0000	0.0000	0.0000	0.0000	0.0000	0.0000	0.0000	0.0000	0.0000	0.0000
	0.0000	0.0000	0.0000	0.0000	0.0000	0.0000	0.0000	0.0000	0.0000	0.0000	0.0000

	0.0000	0.0000	0.0000	0.0000	0.0000	0.0000	0.0000	0.0000	0.0000	0.0000	0.0000
	0.0000	0.0000	1.0000								
1999	1	6	2	0	1	74	74	1	0.0000	0.0000	0.0000
	0.0000	0.0000	0.0000	0.0000	0.0000	0.0000	0.0000	0.0000	0.0000	0.0000	0.0000
	0.0000	0.0000	0.0000	1.0000	0.0000	0.0000	0.0000	0.0000	0.0000	0.0000	0.0000
	0.0000	0.0000	0.0000	0.0000	0.0000	0.0000	0.0000	0.0000	0.0000	0.0000	0.0000
	0.0000	0.0000	0.0000	0.0000	0.0000	0.0000	0.0000	0.0000	0.0000	0.0000	0.0000
	0.0000	0.0000	0.0000	0.0000	0.0000	0.0000	1.0000	0.0000	0.0000	0.0000	0.0000
	0.0000	0.0000	0.0000	0.0000	0.0000	0.0000	0.0000	0.0000	0.0000	0.0000	0.0000
	0.0000	0.0000	0.0000								
2000	1	6	2	0	1	30	30	1	0.0000	1.0000	0.0000
	0.0000	0.0000	0.0000	0.0000	0.0000	0.0000	0.0000	0.0000	0.0000	0.0000	0.0000
	0.0000	0.0000	0.0000	0.0000	0.0000	0.0000	0.0000	0.0000	0.0000	0.0000	0.0000
	0.0000	0.0000	0.0000	0.0000	0.0000	0.0000	0.0000	0.0000	0.0000	0.0000	0.0000
	0.0000	1.0000	0.0000	0.0000	0.0000	0.0000	0.0000	0.0000	0.0000	0.0000	0.0000
	0.0000	0.0000	0.0000	0.0000	0.0000	0.0000	0.0000	0.0000	0.0000	0.0000	0.0000
	0.0000	0.0000	0.0000	0.0000	0.0000	0.0000	0.0000	0.0000	0.0000	0.0000	0.0000
	0.0000	0.0000	0.0000								
2000	1	6	2	0	1	32	32	1	0.0000	0.0000	1.0000
	0.0000	0.0000	0.0000	0.0000	0.0000	0.0000	0.0000	0.0000	0.0000	0.0000	0.0000
	0.0000	0.0000	0.0000	0.0000	0.0000	0.0000	0.0000	0.0000	0.0000	0.0000	0.0000
	0.0000	0.0000	0.0000	0.0000	0.0000	0.0000	0.0000	0.0000	0.0000	0.0000	0.0000
	0.0000	0.0000	1.0000	0.0000	0.0000	0.0000	0.0000	0.0000	0.0000	0.0000	0.0000
	0.0000	0.0000	0.0000	0.0000	0.0000	0.0000	0.0000	0.0000	0.0000	0.0000	0.0000
	0.0000	0.0000	0.0000	0.0000	0.0000	0.0000	0.0000	0.0000	0.0000	0.0000	0.0000
	0.0000	0.0000	0.0000								
2000	1	6	2	0	1	34	34	8	0.0000	0.0655	0.8039
	0.1306	0.0000	0.0000	0.0000	0.0000	0.0000	0.0000	0.0000	0.0000	0.0000	0.0000
	0.0000	0.0000	0.0000	0.0000	0.0000	0.0000	0.0000	0.0000	0.0000	0.0000	0.0000
	0.0000	0.0000	0.0000	0.0000	0.0000	0.0000	0.0000	0.0000	0.0000	0.0000	0.0000
	0.0000	0.0655	0.8039	0.1306	0.0000	0.0000	0.0000	0.0000	0.0000	0.0000	0.0000
	0.0000	0.0000	0.0000	0.0000	0.0000	0.0000	0.0000	0.0000	0.0000	0.0000	0.0000
	0.0000	0.0000	0.0000	0.0000	0.0000	0.0000	0.0000	0.0000	0.0000	0.0000	0.0000
	0.0000	0.0000	0.0000								
2000	1	6	2	0	1	36	36	9	0.0000	0.4141	0.5596
	0.0264	0.0000	0.0000	0.0000	0.0000	0.0000	0.0000	0.0000	0.0000	0.0000	0.0000
	0.0000	0.0000	0.0000	0.0000	0.0000	0.0000	0.0000	0.0000	0.0000	0.0000	0.0000
	0.0000	0.0000	0.0000	0.0000	0.0000	0.0000	0.0000	0.0000	0.0000	0.0000	0.0000
	0.0000	0.4141	0.5596	0.0264	0.0000	0.0000	0.0000	0.0000	0.0000	0.0000	0.0000
	0.0000	0.0000	0.0000	0.0000	0.0000	0.0000	0.0000	0.0000	0.0000	0.0000	0.0000
	0.0000	0.0000	0.0000	0.0000	0.0000	0.0000	0.0000	0.0000	0.0000	0.0000	0.0000
	0.0000	0.0000	0.0000								
2000	1	6	2	0	1	38	38	17	0.0000	0.2335	0.7290
	0.0375	0.0000	0.0000	0.0000	0.0000	0.0000	0.0000	0.0000	0.0000	0.0000	0.0000
	0.0000	0.0000	0.0000	0.0000	0.0000	0.0000	0.0000	0.0000	0.0000	0.0000	0.0000
	0.0000	0.0000	0.0000	0.0000	0.0000	0.0000	0.0000	0.0000	0.0000	0.0000	0.0000
	0.0000	0.2335	0.7290	0.0375	0.0000	0.0000	0.0000	0.0000	0.0000	0.0000	0.0000
	0.0000	0.0000	0.0000	0.0000	0.0000	0.0000	0.0000	0.0000	0.0000	0.0000	0.0000
	0.0000	0.0000	0.0000	0.0000	0.0000	0.0000	0.0000	0.0000	0.0000	0.0000	0.0000
	0.0000	0.0000	0.0000								
2000	1	6	2	0	1	40	40	15	0.0000	0.3055	0.6789
	0.0156	0.0000	0.0000	0.0000	0.0000	0.0000	0.0000	0.0000	0.0000	0.0000	0.0000
	0.0000	0.0000	0.0000	0.0000	0.0000	0.0000	0.0000	0.0000	0.0000	0.0000	0.0000
	0.0000	0.0000	0.0000	0.0000	0.0000	0.0000	0.0000	0.0000	0.0000	0.0000	0.0000
	0.0000	0.3055	0.6789	0.0156	0.0000	0.0000	0.0000	0.0000	0.0000	0.0000	0.0000
	0.0000	0.0000	0.0000	0.0000	0.0000	0.0000	0.0000	0.0000	0.0000	0.0000	0.0000
	0.0000	0.0000	0.0000	0.0000	0.0000	0.0000	0.0000	0.0000	0.0000	0.0000	0.0000
	0.0000	0.0000	0.0000								
2000	1	6	2	0	1	42	42	24	0.0000	0.2357	0.5983
	0.1660	0.0000	0.0000	0.0000	0.0000	0.0000	0.0000	0.0000	0.0000	0.0000	0.0000
	0.0000	0.0000	0.0000	0.0000	0.0000	0.0000	0.0000	0.0000	0.0000	0.0000	0.0000
	0.0000	0.0000	0.0000	0.0000	0.0000	0.0000	0.0000	0.0000	0.0000	0.0000	0.0000
	0.0000	0.2357	0.5983	0.1660	0.0000	0.0000	0.0000	0.0000	0.0000	0.0000	0.0000
	0.0000	0.0000	0.0000	0.0000	0.0000	0.0000	0.0000	0.0000	0.0000	0.0000	0.0000
	0.0000	0.0000	0.0000	0.0000	0.0000	0.0000	0.0000	0.0000	0.0000	0.0000	0.0000
	0.0000	0.0000	0.0000								
2000	1	6	2	0	1	44	44	16	0.0000	0.2650	0.3763
	0.2759	0.0193	0.0000	0.0301	0.0334	0.0000	0.0000	0.0000	0.0000	0.0000	0.0000
	0.0000	0.0000	0.0000	0.0000	0.0000	0.0000	0.0000	0.0000	0.0000	0.0000	0.0000
	0.0000	0.0000	0.0000	0.0000	0.0000	0.0000	0.0000	0.0000	0.0000	0.0000	0.0000

	0.0000	0.2650	0.3763	0.2759	0.0193	0.0000	0.0301	0.0334	0.0000	0.0000	0.0000
	0.0000	0.0000	0.0000	0.0000	0.0000	0.0000	0.0000	0.0000	0.0000	0.0000	0.0000
	0.0000	0.0000	0.0000	0.0000	0.0000	0.0000	0.0000	0.0000	0.0000	0.0000	0.0000
	0.0000	0.0000	0.0000								
2000	1	6	2	0	1	46	46	23	0.0000	0.0000	0.1510
	0.0653	0.0507	0.0504	0.0672	0.4144	0.0232	0.0000	0.0000	0.0247	0.0000	0.0000
	0.0737	0.0000	0.0406	0.0000	0.0000	0.0000	0.0000	0.0000	0.0000	0.0000	0.0000
	0.0000	0.0000	0.0000	0.0000	0.0205	0.0000	0.0000	0.0000	0.0000	0.0000	0.0184
	0.0000	0.0000	0.1510	0.0653	0.0507	0.0504	0.0672	0.4144	0.0232	0.0000	0.0000
	0.0247	0.0000	0.0000	0.0737	0.0000	0.0406	0.0000	0.0000	0.0000	0.0000	0.0000
	0.0000	0.0000	0.0000	0.0000	0.0000	0.0000	0.0000	0.0205	0.0000	0.0000	0.0000
	0.0000	0.0000	0.0184								
2000	1	6	2	0	1	48	48	42	0.0000	0.0000	0.0356
	0.1353	0.0808	0.0657	0.1529	0.0398	0.2458	0.0000	0.0000	0.0237	0.0531	0.0198
	0.0000	0.0172	0.0000	0.0000	0.0000	0.0000	0.0000	0.0000	0.0000	0.0202	0.0061
	0.0000	0.0000	0.0061	0.0345	0.0000	0.0000	0.0000	0.0000	0.0000	0.0000	0.0634
	0.0000	0.0000	0.0356	0.1353	0.0808	0.0657	0.1529	0.0398	0.2458	0.0000	0.0000
	0.0237	0.0531	0.0198	0.0000	0.0172	0.0000	0.0000	0.0000	0.0000	0.0000	0.0000
	0.0000	0.0202	0.0061	0.0000	0.0000	0.0061	0.0345	0.0000	0.0000	0.0000	0.0000
	0.0000	0.0000	0.0634								
2000	1	6	2	0	1	50	50	47	0.0000	0.0000	0.0328
	0.0488	0.0688	0.1725	0.0572	0.0252	0.0146	0.0725	0.0353	0.0158	0.0310	0.0156
	0.0395	0.0079	0.0426	0.0084	0.0079	0.0269	0.0571	0.0181	0.0000	0.0156	0.0000
	0.0084	0.0000	0.0094	0.0000	0.0000	0.0153	0.0116	0.0000	0.0403	0.0179	0.0829
	0.0000	0.0000	0.0328	0.0488	0.0688	0.1725	0.0572	0.0252	0.0146	0.0725	0.0353
	0.0158	0.0310	0.0156	0.0395	0.0079	0.0426	0.0084	0.0079	0.0269	0.0571	0.0181
	0.0000	0.0156	0.0000	0.0084	0.0000	0.0094	0.0000	0.0000	0.0153	0.0116	0.0000
	0.0403	0.0179	0.0829								
2000	1	6	2	0	1	52	52	57	0.0000	0.0000	0.0198
	0.0431	0.0490	0.1632	0.0555	0.0673	0.0201	0.0612	0.0222	0.0287	0.0360	0.0079
	0.0698	0.0306	0.0225	0.0166	0.0210	0.0431	0.0330	0.0152	0.0088	0.0000	0.0152
	0.0000	0.0000	0.0051	0.0000	0.0157	0.0000	0.0000	0.0000	0.0000	0.0000	0.1292
	0.0000	0.0000	0.0198	0.0431	0.0490	0.1632	0.0555	0.0673	0.0201	0.0612	0.0222
	0.0287	0.0360	0.0079	0.0698	0.0306	0.0225	0.0166	0.0210	0.0431	0.0330	0.0152
	0.0088	0.0000	0.0152	0.0000	0.0000	0.0051	0.0000	0.0157	0.0000	0.0000	0.0000
	0.0000	0.0000	0.1292								
2000	1	6	2	0	1	54	54	57	0.0000	0.0000	0.0000
	0.0106	0.0548	0.1203	0.0614	0.0187	0.0181	0.0064	0.0162	0.0081	0.0437	0.0355
	0.0509	0.0258	0.0093	0.0518	0.0458	0.0166	0.0257	0.0000	0.0000	0.0000	0.0254
	0.0000	0.0267	0.0073	0.0733	0.0246	0.0061	0.0220	0.0182	0.0245	0.0000	0.1523
	0.0000	0.0000	0.0000	0.0106	0.0548	0.1203	0.0614	0.0187	0.0181	0.0064	0.0162
	0.0081	0.0437	0.0355	0.0509	0.0258	0.0093	0.0518	0.0458	0.0166	0.0257	0.0000
	0.0000	0.0000	0.0254	0.0000	0.0267	0.0073	0.0733	0.0246	0.0061	0.0220	0.0182
	0.0245	0.0000	0.1523								
2000	1	6	2	0	1	56	56	57	0.0000	0.0000	0.0000
	0.0000	0.0612	0.0947	0.0478	0.0192	0.0390	0.0129	0.0108	0.0146	0.0391	0.0067
	0.0372	0.0050	0.0055	0.0357	0.0063	0.1136	0.0074	0.0180	0.0074	0.0000	0.0172
	0.0335	0.0000	0.0426	0.0091	0.0294	0.0000	0.0638	0.0185	0.0144	0.0055	0.1839
	0.0000	0.0000	0.0000	0.0000	0.0612	0.0947	0.0478	0.0192	0.0390	0.0129	0.0108
	0.0146	0.0391	0.0067	0.0372	0.0050	0.0055	0.0357	0.0063	0.1136	0.0074	0.0180
	0.0074	0.0000	0.0172	0.0335	0.0000	0.0426	0.0091	0.0294	0.0000	0.0638	0.0185
	0.0144	0.0055	0.1839								
2000	1	6	2	0	1	58	58	53	0.0000	0.0000	0.0000
	0.0000	0.0274	0.0368	0.0185	0.0000	0.0370	0.0162	0.0174	0.0238	0.0000	0.0752
	0.0039	0.0230	0.0212	0.0319	0.0349	0.1904	0.0095	0.0187	0.0219	0.0557	0.0402
	0.0034	0.0498	0.0029	0.0100	0.0000	0.0147	0.0067	0.0229	0.0277	0.0100	0.1485
	0.0000	0.0000	0.0000	0.0000	0.0274	0.0368	0.0185	0.0000	0.0370	0.0162	0.0174
	0.0238	0.0000	0.0752	0.0039	0.0230	0.0212	0.0319	0.0349	0.1904	0.0095	0.0187
	0.0219	0.0557	0.0402	0.0034	0.0498	0.0029	0.0100	0.0000	0.0147	0.0067	0.0229
	0.0277	0.0100	0.1485								
2000	1	6	2	0	1	60	60	43	0.0000	0.0000	0.0000
	0.0000	0.0163	0.0067	0.0119	0.0000	0.0000	0.0105	0.0351	0.0706	0.0635	0.0000
	0.0000	0.0173	0.0087	0.0285	0.0000	0.0224	0.0000	0.0282	0.0243	0.0444	0.0257
	0.0461	0.0000	0.0308	0.0000	0.0329	0.0389	0.0000	0.0643	0.0213	0.0143	0.3372
	0.0000	0.0000	0.0000	0.0000	0.0163	0.0067	0.0119	0.0000	0.0000	0.0105	0.0351
	0.0706	0.0635	0.0000	0.0000	0.0173	0.0087	0.0285	0.0000	0.0224	0.0000	0.0282
	0.0243	0.0444	0.0257	0.0461	0.0000	0.0308	0.0000	0.0329	0.0389	0.0000	0.0643
	0.0213	0.0143	0.3372								
2000	1	6	2	0	1	62	62	36	0.0000	0.0000	0.0000
	0.0000	0.0000	0.0000	0.0352	0.0000	0.0136	0.0366	0.1003	0.0321	0.0673	0.0209

	0.0000	0.0197	0.0123	0.0000	0.0642	0.0088	0.0000	0.1326	0.0000	0.0109	0.0320
	0.0449	0.0000	0.0000	0.0708	0.0482	0.0000	0.0000	0.0450	0.0391	0.0140	0.1515
	0.0000	0.0000	0.0000	0.0000	0.0000	0.0000	0.0352	0.0000	0.0136	0.0366	0.1003
	0.0321	0.0673	0.0209	0.0000	0.0197	0.0123	0.0000	0.0642	0.0088	0.0000	0.1326
	0.0000	0.0109	0.0320	0.0449	0.0000	0.0000	0.0708	0.0482	0.0000	0.0000	0.0450
	0.0391	0.0140	0.1515								
2000	1	6	2	0	1	64	64	24	0.0000	0.0000	0.0000
	0.0000	0.0000	0.0000	0.0000	0.0000	0.0292	0.0292	0.0440	0.0000	0.0580	0.0201
	0.0408	0.0512	0.0000	0.0883	0.0000	0.0000	0.1181	0.0000	0.0000	0.0000	0.0167
	0.0191	0.0290	0.0456	0.0292	0.0000	0.0000	0.0000	0.0000	0.0162	0.0000	0.3654
	0.0000	0.0000	0.0000	0.0000	0.0000	0.0000	0.0000	0.0000	0.0292	0.0292	0.0440
	0.0000	0.0580	0.0201	0.0408	0.0512	0.0000	0.0883	0.0000	0.0000	0.1181	0.0000
	0.0000	0.0000	0.0167	0.0191	0.0290	0.0456	0.0292	0.0000	0.0000	0.0000	0.0000
	0.0162	0.0000	0.3654								
2000	1	6	2	0	1	66	66	10	0.0000	0.0000	0.0000
	0.0000	0.0000	0.0000	0.0000	0.0000	0.0000	0.0000	0.0000	0.2020	0.0000	0.0000
	0.0000	0.0000	0.0000	0.0000	0.1766	0.0808	0.0000	0.0000	0.0000	0.0000	0.0000
	0.0000	0.0000	0.0000	0.0000	0.0000	0.0000	0.0625	0.0000	0.0000	0.1403	0.3379
	0.0000	0.0000	0.0000	0.0000	0.0000	0.0000	0.0000	0.0000	0.0000	0.0000	0.0000
	0.2020	0.0000	0.0000	0.0000	0.0000	0.0000	0.0000	0.1766	0.0808	0.0000	0.0000
	0.0000	0.0000	0.0000	0.0000	0.0000	0.0000	0.0000	0.0000	0.0000	0.0625	0.0000
	0.0000	0.1403	0.3379								
2000	1	6	2	0	1	68	68	9	0.0000	0.0000	0.0000
	0.0000	0.0000	0.0000	0.0000	0.0000	0.0000	0.1815	0.1932	0.0000	0.0000	0.0000
	0.0000	0.0605	0.0000	0.0602	0.0000	0.0000	0.1774	0.0000	0.0680	0.0000	0.0000
	0.0000	0.0000	0.0680	0.0000	0.0000	0.0000	0.0570	0.0771	0.0000	0.0000	0.0570
	0.0000	0.0000	0.0000	0.0000	0.0000	0.0000	0.0000	0.0000	0.0000	0.1815	0.1932
	0.0000	0.0000	0.0000	0.0000	0.0605	0.0000	0.0602	0.0000	0.0000	0.1774	0.0000
	0.0680	0.0000	0.0000	0.0000	0.0000	0.0680	0.0000	0.0000	0.0000	0.0570	0.0771
	0.0000	0.0000	0.0570								
2000	1	6	2	0	1	70	70	4	0.0000	0.0000	0.0000
	0.0000	0.0000	0.0000	0.0000	0.0000	0.0000	0.0000	0.1182	0.2602	0.0000	0.0000
	0.0000	0.0000	0.0000	0.0000	0.0000	0.0000	0.0000	0.0000	0.5164	0.0000	0.0000
	0.0000	0.0000	0.0000	0.0000	0.1053	0.0000	0.0000	0.0000	0.0000	0.0000	0.0000
	0.0000	0.0000	0.0000	0.0000	0.0000	0.0000	0.0000	0.0000	0.0000	0.0000	0.1182
	0.2602	0.0000	0.0000	0.0000	0.0000	0.0000	0.0000	0.0000	0.0000	0.0000	0.0000
	0.5164	0.0000	0.0000	0.0000	0.0000	0.0000	0.0000	0.1053	0.0000	0.0000	0.0000
	0.0000	0.0000	0.0000								
2000	1	6	2	0	1	72	72	1	0.0000	0.0000	0.0000
	0.0000	0.0000	0.0000	0.0000	0.0000	0.0000	0.0000	0.0000	0.0000	0.0000	0.0000
	0.0000	0.0000	0.0000	0.0000	0.0000	0.0000	0.0000	0.0000	0.0000	0.0000	0.0000
	0.0000	0.0000	0.0000	0.0000	0.0000	0.0000	0.0000	0.0000	0.0000	0.0000	1.0000
	0.0000	0.0000	0.0000	0.0000	0.0000	0.0000	0.0000	0.0000	0.0000	0.0000	0.0000
	0.0000	0.0000	0.0000	0.0000	0.0000	0.0000	0.0000	0.0000	0.0000	0.0000	0.0000
	0.0000	0.0000	0.0000	0.0000	0.0000	0.0000	0.0000	0.0000	0.0000	0.0000	0.0000
	0.0000	0.0000	1.0000								
2001	1	6	2	0	1	38	38	3	0.0000	0.7022	0.2978
	0.0000	0.0000	0.0000	0.0000	0.0000	0.0000	0.0000	0.0000	0.0000	0.0000	0.0000
	0.0000	0.0000	0.0000	0.0000	0.0000	0.0000	0.0000	0.0000	0.0000	0.0000	0.0000
	0.0000	0.0000	0.0000	0.0000	0.0000	0.0000	0.0000	0.0000	0.0000	0.0000	0.0000
	0.0000	0.7022	0.2978	0.0000	0.0000	0.0000	0.0000	0.0000	0.0000	0.0000	0.0000
	0.0000	0.0000	0.0000	0.0000	0.0000	0.0000	0.0000	0.0000	0.0000	0.0000	0.0000
	0.0000	0.0000	0.0000	0.0000	0.0000	0.0000	0.0000	0.0000	0.0000	0.0000	0.0000
	0.0000	0.0000	0.0000								
2001	1	6	2	0	1	40	40	2	0.0000	0.1617	0.8383
	0.0000	0.0000	0.0000	0.0000	0.0000	0.0000	0.0000	0.0000	0.0000	0.0000	0.0000
	0.0000	0.0000	0.0000	0.0000	0.0000	0.0000	0.0000	0.0000	0.0000	0.0000	0.0000
	0.0000	0.0000	0.0000	0.0000	0.0000	0.0000	0.0000	0.0000	0.0000	0.0000	0.0000
	0.0000	0.1617	0.8383	0.0000	0.0000	0.0000	0.0000	0.0000	0.0000	0.0000	0.0000
	0.0000	0.0000	0.0000	0.0000	0.0000	0.0000	0.0000	0.0000	0.0000	0.0000	0.0000
	0.0000	0.0000	0.0000	0.0000	0.0000	0.0000	0.0000	0.0000	0.0000	0.0000	0.0000
	0.0000	0.0000	0.0000								
2001	1	6	2	0	1	42	42	7	0.0000	0.0000	0.8476
	0.1524	0.0000	0.0000	0.0000	0.0000	0.0000	0.0000	0.0000	0.0000	0.0000	0.0000
	0.0000	0.0000	0.0000	0.0000	0.0000	0.0000	0.0000	0.0000	0.0000	0.0000	0.0000
	0.0000	0.0000	0.0000	0.0000	0.0000	0.0000	0.0000	0.0000	0.0000	0.0000	0.0000
	0.0000	0.0000	0.8476	0.1524	0.0000	0.0000	0.0000	0.0000	0.0000	0.0000	0.0000
	0.0000	0.0000	0.0000	0.0000	0.0000	0.0000	0.0000	0.0000	0.0000	0.0000	0.0000
	0.0000	0.0000	0.0000	0.0000	0.0000	0.0000	0.0000	0.0000	0.0000	0.0000	0.0000
	0.0000	0.0000	0.0000								

2001	1	6	2	0	1	44	44	13	0.0000	0.0000	0.9693
	0.0307	0.0000	0.0000	0.0000	0.0000	0.0000	0.0000	0.0000	0.0000	0.0000	0.0000
	0.0000	0.0000	0.0000	0.0000	0.0000	0.0000	0.0000	0.0000	0.0000	0.0000	0.0000
	0.0000	0.0000	0.0000	0.0000	0.0000	0.0000	0.0000	0.0000	0.0000	0.0000	0.0000
	0.0000	0.0000	0.9693	0.0307	0.0000	0.0000	0.0000	0.0000	0.0000	0.0000	0.0000
	0.0000	0.0000	0.0000	0.0000	0.0000	0.0000	0.0000	0.0000	0.0000	0.0000	0.0000
	0.0000	0.0000	0.0000	0.0000	0.0000	0.0000	0.0000	0.0000	0.0000	0.0000	0.0000
	0.0000	0.0000	0.0000								
2001	1	6	2	0	1	46	46	12	0.0000	0.0000	0.8198
	0.0178	0.0000	0.0000	0.0649	0.0000	0.0000	0.0000	0.0000	0.0000	0.0000	0.0974
	0.0000	0.0000	0.0000	0.0000	0.0000	0.0000	0.0000	0.0000	0.0000	0.0000	0.0000
	0.0000	0.0000	0.0000	0.0000	0.0000	0.0000	0.0000	0.0000	0.0000	0.0000	0.0000
	0.0000	0.0000	0.8198	0.0178	0.0000	0.0000	0.0649	0.0000	0.0000	0.0000	0.0000
	0.0000	0.0000	0.0974	0.0000	0.0000	0.0000	0.0000	0.0000	0.0000	0.0000	0.0000
	0.0000	0.0000	0.0000	0.0000	0.0000	0.0000	0.0000	0.0000	0.0000	0.0000	0.0000
	0.0000	0.0000	0.0000								
2001	1	6	2	0	1	48	48	13	0.0000	0.0000	0.6183
	0.0522	0.0098	0.1447	0.0000	0.0567	0.0000	0.0000	0.0000	0.0000	0.0000	0.0201
	0.0000	0.0000	0.0000	0.0000	0.0000	0.0000	0.0781	0.0000	0.0000	0.0000	0.0000
	0.0201	0.0000	0.0000	0.0000	0.0000	0.0000	0.0000	0.0000	0.0000	0.0000	0.0000
	0.0000	0.0000	0.6183	0.0522	0.0098	0.1447	0.0000	0.0567	0.0000	0.0000	0.0000
	0.0000	0.0000	0.0201	0.0000	0.0000	0.0000	0.0000	0.0000	0.0000	0.0781	0.0000
	0.0000	0.0000	0.0000	0.0201	0.0000	0.0000	0.0000	0.0000	0.0000	0.0000	0.0000
	0.0000	0.0000	0.0000								
2001	1	6	2	0	1	50	50	16	0.0000	0.0000	0.4041
	0.0934	0.0296	0.0000	0.0124	0.0345	0.0658	0.0371	0.0000	0.0106	0.0000	0.0931
	0.0000	0.0243	0.0146	0.0000	0.0000	0.0000	0.0000	0.1040	0.0000	0.0000	0.0000
	0.0321	0.0000	0.0000	0.0000	0.0000	0.0443	0.0000	0.0000	0.0000	0.0000	0.0000
	0.0000	0.0000	0.4041	0.0934	0.0296	0.0000	0.0124	0.0345	0.0658	0.0371	0.0000
	0.0106	0.0000	0.0931	0.0000	0.0243	0.0146	0.0000	0.0000	0.0000	0.0000	0.1040
	0.0000	0.0000	0.0000	0.0321	0.0000	0.0000	0.0000	0.0000	0.0443	0.0000	0.0000
	0.0000	0.0000	0.0000								
2001	1	6	2	0	1	52	52	21	0.0000	0.0000	0.0731
	0.0000	0.1126	0.0000	0.0000	0.0167	0.0000	0.1516	0.0000	0.0075	0.0000	0.0323
	0.0000	0.0470	0.0145	0.0000	0.0404	0.0000	0.0000	0.1858	0.0110	0.0809	0.0000
	0.0000	0.0000	0.0000	0.0962	0.0000	0.0000	0.0000	0.0000	0.0000	0.0709	0.0594
	0.0000	0.0000	0.0731	0.0000	0.1126	0.0000	0.0000	0.0167	0.0000	0.1516	0.0000
	0.0075	0.0000	0.0323	0.0000	0.0470	0.0145	0.0000	0.0404	0.0000	0.0000	0.1858
	0.0110	0.0809	0.0000	0.0000	0.0000	0.0000	0.0962	0.0000	0.0000	0.0000	0.0000
	0.0000	0.0709	0.0594								
2001	1	6	2	0	1	54	54	20	0.0000	0.0000	0.0000
	0.0967	0.0842	0.0000	0.0173	0.2722	0.0000	0.0082	0.0000	0.0000	0.0266	0.0000
	0.0644	0.0000	0.0000	0.0000	0.0869	0.0158	0.0000	0.0000	0.1274	0.0000	0.0000
	0.0000	0.0000	0.0000	0.0000	0.0000	0.0000	0.0000	0.0000	0.0082	0.0000	0.1920
	0.0000	0.0000	0.0000	0.0967	0.0842	0.0000	0.0173	0.2722	0.0000	0.0082	0.0000
	0.0000	0.0266	0.0000	0.0644	0.0000	0.0000	0.0000	0.0869	0.0158	0.0000	0.0000
	0.1274	0.0000	0.0000	0.0000	0.0000	0.0000	0.0000	0.0000	0.0000	0.0000	0.0000
	0.0082	0.0000	0.1920								
2001	1	6	2	0	1	56	56	17	0.0000	0.0000	0.0000
	0.0000	0.0000	0.0000	0.2121	0.1481	0.0274	0.0000	0.0408	0.0324	0.0000	0.0225
	0.0000	0.0182	0.0000	0.0000	0.0000	0.0000	0.0000	0.0559	0.0225	0.0000	0.0000
	0.0000	0.0000	0.0612	0.0000	0.0549	0.0098	0.0000	0.0862	0.0000	0.0000	0.2080
	0.0000	0.0000	0.0000	0.0000	0.0000	0.0000	0.2121	0.1481	0.0274	0.0000	0.0408
	0.0324	0.0000	0.0225	0.0000	0.0182	0.0000	0.0000	0.0000	0.0000	0.0000	0.0559
	0.0225	0.0000	0.0000	0.0000	0.0000	0.0612	0.0000	0.0549	0.0098	0.0000	0.0862
	0.0000	0.0000	0.2080								
2001	1	6	2	0	1	58	58	17	0.0000	0.0000	0.0000
	0.0000	0.0000	0.0000	0.0000	0.0296	0.0313	0.1311	0.0000	0.0000	0.0329	0.0483
	0.0466	0.0000	0.0000	0.0502	0.0000	0.0000	0.1397	0.0090	0.0122	0.0122	0.0000
	0.0000	0.0173	0.0000	0.0586	0.0000	0.0000	0.0612	0.0000	0.0000	0.0000	0.3197
	0.0000	0.0000	0.0000	0.0000	0.0000	0.0000	0.0000	0.0296	0.0313	0.1311	0.0000
	0.0000	0.0329	0.0483	0.0466	0.0000	0.0000	0.0502	0.0000	0.0000	0.1397	0.0090
	0.0122	0.0122	0.0000	0.0000	0.0173	0.0000	0.0586	0.0000	0.0000	0.0612	0.0000
	0.0000	0.0000	0.3197								
2001	1	6	2	0	1	60	60	18	0.0000	0.0000	0.0000
	0.0000	0.0000	0.0000	0.0000	0.0000	0.0636	0.0458	0.0349	0.0282	0.0000	0.0295
	0.0591	0.0000	0.0144	0.0000	0.0000	0.1566	0.1743	0.0000	0.0000	0.0000	0.0288
	0.0000	0.0860	0.0000	0.0000	0.0000	0.0090	0.0000	0.0000	0.0591	0.0242	0.1865
	0.0000	0.0000	0.0000	0.0000	0.0000	0.0000	0.0000	0.0000	0.0636	0.0458	0.0349
	0.0282	0.0000	0.0295	0.0591	0.0000	0.0144	0.0000	0.0000	0.1566	0.1743	0.0000

	0.0000	0.0000	0.0288	0.0000	0.0860	0.0000	0.0000	0.0000	0.0090	0.0000	0.0000
	0.0591	0.0242	0.1865								
2001	1	6	2	0	1	62	62	10	0.0000	0.0000	0.0000
	0.0000	0.0000	0.0000	0.0000	0.0000	0.0000	0.0405	0.0000	0.0000	0.0557	0.0000
	0.0000	0.0479	0.0000	0.0000	0.0000	0.0000	0.0131	0.1432	0.1541	0.2149	0.0000
	0.1693	0.0000	0.0000	0.0000	0.0000	0.0000	0.0000	0.0333	0.0000	0.0000	0.1280
	0.0000	0.0000	0.0000	0.0000	0.0000	0.0000	0.0000	0.0000	0.0000	0.0405	0.0000
	0.0000	0.0557	0.0000	0.0000	0.0479	0.0000	0.0000	0.0000	0.0000	0.0131	0.1432
	0.1541	0.2149	0.0000	0.1693	0.0000	0.0000	0.0000	0.0000	0.0000	0.0000	0.0333
	0.0000	0.0000	0.1280								
2001	1	6	2	0	1	64	64	14	0.0000	0.0000	0.0000
	0.0000	0.0000	0.0000	0.0000	0.0973	0.0000	0.0254	0.0000	0.0000	0.0152	0.0337
	0.1487	0.0000	0.0000	0.0000	0.0000	0.0000	0.0000	0.0000	0.0151	0.0000	0.0000
	0.0000	0.0000	0.0000	0.0214	0.0000	0.0000	0.0000	0.0000	0.0151	0.0000	0.6280
	0.0000	0.0000	0.0000	0.0000	0.0000	0.0000	0.0000	0.0973	0.0000	0.0254	0.0000
	0.0000	0.0152	0.0337	0.1487	0.0000	0.0000	0.0000	0.0000	0.0000	0.0000	0.0000
	0.0151	0.0000	0.0000	0.0000	0.0000	0.0000	0.0214	0.0000	0.0000	0.0000	0.0000
	0.0151	0.0000	0.6280								
2001	1	6	2	0	1	66	66	4	0.0000	0.0000	0.0000
	0.0000	0.0000	0.0000	0.0000	0.0000	0.0000	0.2226	0.0000	0.3327	0.0000	0.0000
	0.0000	0.0000	0.0000	0.0000	0.0000	0.0000	0.0000	0.0000	0.0000	0.0000	0.0000
	0.0566	0.0000	0.0000	0.0000	0.0000	0.0000	0.0000	0.0000	0.0000	0.0000	0.3881
	0.0000	0.0000	0.0000	0.0000	0.0000	0.0000	0.0000	0.0000	0.0000	0.2226	0.0000
	0.3327	0.0000	0.0000	0.0000	0.0000	0.0000	0.0000	0.0000	0.0000	0.0000	0.0000
	0.0000	0.0000	0.0000	0.0566	0.0000	0.0000	0.0000	0.0000	0.0000	0.0000	0.0000
	0.0000	0.0000	0.3881								
2001	1	6	2	0	1	68	68	3	0.0000	0.0000	0.0000
	0.0000	0.0000	0.0000	0.0000	0.0000	0.0000	0.0000	0.0000	0.0000	0.0000	0.0000
	0.0000	0.5817	0.0000	0.0000	0.0000	0.0000	0.0000	0.0000	0.0000	0.0000	0.0000
	0.0000	0.0000	0.0000	0.0000	0.0000	0.1301	0.0000	0.0000	0.0000	0.0000	0.2882
	0.0000	0.0000	0.0000	0.0000	0.0000	0.0000	0.0000	0.0000	0.0000	0.0000	0.0000
	0.0000	0.0000	0.0000	0.0000	0.5817	0.0000	0.0000	0.0000	0.0000	0.0000	0.0000
	0.0000	0.0000	0.0000	0.0000	0.0000	0.0000	0.0000	0.0000	0.1301	0.0000	0.0000
	0.0000	0.0000	0.2882								
2001	1	6	2	0	1	70	70	2	0.0000	0.0000	0.0000
	0.0000	0.0000	0.0000	0.0000	0.0000	0.0000	0.0000	0.0000	0.0000	0.0000	0.0000
	0.0000	0.0000	0.0000	0.0000	0.0000	0.0000	0.0000	0.0000	0.0000	0.0000	0.4217
	0.0000	0.0000	0.0000	0.0000	0.0000	0.0000	0.0000	0.0000	0.0000	0.0000	0.5783
	0.0000	0.0000	0.0000	0.0000	0.0000	0.0000	0.0000	0.0000	0.0000	0.0000	0.0000
	0.0000	0.0000	0.0000	0.0000	0.0000	0.0000	0.0000	0.0000	0.0000	0.0000	0.0000
	0.0000	0.0000	0.4217	0.0000	0.0000	0.0000	0.0000	0.0000	0.0000	0.0000	0.0000
	0.0000	0.0000	0.5783								
2001	1	6	2	0	1	74	74	1	0.0000	0.0000	0.0000
	0.0000	0.0000	0.0000	0.0000	0.0000	0.0000	0.0000	0.0000	0.0000	0.0000	0.0000
	0.0000	0.0000	0.0000	0.0000	0.0000	0.0000	0.0000	0.0000	0.0000	0.0000	1.0000
	0.0000	0.0000	0.0000	0.0000	0.0000	0.0000	0.0000	0.0000	0.0000	0.0000	0.0000
	0.0000	0.0000	0.0000	0.0000	0.0000	0.0000	0.0000	0.0000	0.0000	0.0000	0.0000
	0.0000	0.0000	0.0000	0.0000	0.0000	0.0000	0.0000	0.0000	0.0000	0.0000	0.0000
	0.0000	0.0000	1.0000	0.0000	0.0000	0.0000	0.0000	0.0000	0.0000	0.0000	0.0000
	0.0000	0.0000	0.0000								
# NWSLP Males updated for 2011 (N=90)											
1998	1	7	2	0	1	42	42	4	0.0000	0.0000	0.5021
	0.0000	0.4979	0.0000	0.0000	0.0000	0.0000	0.0000	0.0000	0.0000	0.0000	0.0000
	0.0000	0.0000	0.0000	0.0000	0.0000	0.0000	0.0000	0.0000	0.0000	0.0000	0.0000
	0.0000	0.0000	0.0000	0.0000	0.0000	0.0000	0.0000	0.0000	0.0000	0.0000	0.0000
	0.0000	0.0000	0.5021	0.0000	0.4979	0.0000	0.0000	0.0000	0.0000	0.0000	0.0000
	0.0000	0.0000	0.0000	0.0000	0.0000	0.0000	0.0000	0.0000	0.0000	0.0000	0.0000
	0.0000	0.0000	0.0000	0.0000	0.0000	0.0000	0.0000	0.0000	0.0000	0.0000	0.0000
	0.0000	0.0000	0.0000								
1998	1	7	2	0	1	44	44	10	0.0000	0.0856	0.0000
	0.3472	0.2197	0.1624	0.0510	0.0000	0.0856	0.0000	0.0000	0.0000	0.0000	0.0000
	0.0000	0.0000	0.0000	0.0000	0.0000	0.0000	0.0000	0.0000	0.0484	0.0000	0.0000
	0.0000	0.0000	0.0000	0.0000	0.0000	0.0000	0.0000	0.0000	0.0000	0.0000	0.0000
	0.0000	0.0856	0.0000	0.3472	0.2197	0.1624	0.0510	0.0000	0.0856	0.0000	0.0000
	0.0000	0.0000	0.0000	0.0000	0.0000	0.0000	0.0000	0.0000	0.0000	0.0000	0.0000
	0.0484	0.0000	0.0000	0.0000	0.0000	0.0000	0.0000	0.0000	0.0000	0.0000	0.0000
	0.0000	0.0000	0.0000								
1998	1	7	2	0	1	46	46	17	0.0000	0.0000	0.0987
	0.2407	0.2756	0.2555	0.0370	0.0000	0.0607	0.0317	0.0000	0.0000	0.0000	0.0000
	0.0000	0.0000	0.0000	0.0000	0.0000	0.0000	0.0000	0.0000	0.0000	0.0000	0.0000

	0.0000	0.0000	0.0000	0.0000	0.0000	0.0000	0.0000	0.0000	0.0000	0.0000	0.0000
	0.0000	0.0000	0.0987	0.2407	0.2756	0.2555	0.0370	0.0000	0.0607	0.0317	0.0000
	0.0000	0.0000	0.0000	0.0000	0.0000	0.0000	0.0000	0.0000	0.0000	0.0000	0.0000
	0.0000	0.0000	0.0000	0.0000	0.0000	0.0000	0.0000	0.0000	0.0000	0.0000	0.0000
	0.0000	0.0000	0.0000								
1998	1	7	2	0	1	48	48	26	0.0000	0.0000	0.0000
	0.3786	0.0326	0.0623	0.0000	0.0262	0.0000	0.0566	0.1019	0.0000	0.0581	0.0790
	0.0000	0.0555	0.0000	0.0332	0.0000	0.0559	0.0000	0.0000	0.0000	0.0000	0.0000
	0.0000	0.0332	0.0000	0.0000	0.0000	0.0000	0.0000	0.0000	0.0000	0.0000	0.0268
	0.0000	0.0000	0.0000	0.3786	0.0326	0.0623	0.0000	0.0262	0.0000	0.0566	0.1019
	0.0000	0.0581	0.0790	0.0000	0.0555	0.0000	0.0332	0.0000	0.0559	0.0000	0.0000
	0.0000	0.0000	0.0000	0.0000	0.0332	0.0000	0.0000	0.0000	0.0000	0.0000	0.0000
	0.0000	0.0000	0.0268								
1998	1	7	2	0	1	50	50	41	0.0000	0.0000	0.0000
	0.1100	0.1068	0.0156	0.0253	0.0898	0.0456	0.0573	0.0758	0.0886	0.0000	0.1013
	0.0145	0.0000	0.0000	0.0088	0.0204	0.0090	0.0000	0.0123	0.0000	0.0098	0.0517
	0.0000	0.0158	0.0106	0.0000	0.0000	0.0194	0.0000	0.0000	0.0314	0.0322	0.0479
	0.0000	0.0000	0.0000	0.1100	0.1068	0.0156	0.0253	0.0898	0.0456	0.0573	0.0758
	0.0886	0.0000	0.1013	0.0145	0.0000	0.0000	0.0088	0.0204	0.0090	0.0000	0.0123
	0.0000	0.0098	0.0517	0.0000	0.0158	0.0106	0.0000	0.0000	0.0194	0.0000	0.0000
	0.0314	0.0322	0.0479								
1998	1	7	2	0	1	52	52	44	0.0000	0.0000	0.0000
	0.0828	0.0623	0.0208	0.0326	0.0238	0.0086	0.0311	0.0761	0.0108	0.0336	0.0184
	0.0230	0.0663	0.0414	0.0110	0.0744	0.0000	0.0306	0.0424	0.0141	0.0107	0.0000
	0.0000	0.0088	0.0000	0.0291	0.0311	0.0218	0.0299	0.0082	0.0130	0.0306	0.1127
	0.0000	0.0000	0.0000	0.0828	0.0623	0.0208	0.0326	0.0238	0.0086	0.0311	0.0761
	0.0108	0.0336	0.0184	0.0230	0.0663	0.0414	0.0110	0.0744	0.0000	0.0306	0.0424
	0.0141	0.0107	0.0000	0.0000	0.0088	0.0000	0.0291	0.0311	0.0218	0.0299	0.0082
	0.0130	0.0306	0.1127								
1998	1	7	2	0	1	54	54	36	0.0000	0.0000	0.0000
	0.0275	0.0137	0.0065	0.0114	0.0229	0.0208	0.0153	0.0153	0.0749	0.0556	0.0214
	0.0236	0.0239	0.0200	0.0070	0.0245	0.0583	0.0611	0.0072	0.0143	0.0523	0.0741
	0.0124	0.0143	0.0000	0.0078	0.0143	0.0184	0.0273	0.0246	0.0000	0.0000	0.2290
	0.0000	0.0000	0.0000	0.0275	0.0137	0.0065	0.0114	0.0229	0.0208	0.0153	0.0153
	0.0749	0.0556	0.0214	0.0236	0.0239	0.0200	0.0070	0.0245	0.0583	0.0611	0.0072
	0.0143	0.0523	0.0741	0.0124	0.0143	0.0000	0.0078	0.0143	0.0184	0.0273	0.0246
	0.0000	0.0000	0.2290								
1998	1	7	2	0	1	56	56	30	0.0000	0.0000	0.0000
	0.0000	0.0196	0.0000	0.0485	0.0000	0.0862	0.0000	0.0323	0.0396	0.0677	0.0102
	0.0126	0.0000	0.0223	0.0656	0.0000	0.0000	0.0404	0.0122	0.0146	0.0901	0.0518
	0.0363	0.0589	0.0114	0.0000	0.0224	0.0270	0.0162	0.0000	0.0162	0.0000	0.1979
	0.0000	0.0000	0.0000	0.0000	0.0196	0.0000	0.0485	0.0000	0.0862	0.0000	0.0323
	0.0396	0.0677	0.0102	0.0126	0.0000	0.0223	0.0656	0.0000	0.0000	0.0404	0.0122
	0.0146	0.0901	0.0518	0.0363	0.0589	0.0114	0.0000	0.0224	0.0270	0.0162	0.0000
	0.0162	0.0000	0.1979								
1998	1	7	2	0	1	58	58	22	0.0000	0.0000	0.0000
	0.0000	0.0000	0.0333	0.0329	0.0000	0.0000	0.0000	0.1155	0.0000	0.0000	0.0352
	0.0316	0.0545	0.0504	0.0000	0.0855	0.0000	0.0000	0.0000	0.0206	0.0000	0.0000
	0.1247	0.0316	0.0136	0.0000	0.0000	0.0000	0.0345	0.0000	0.0687	0.0000	0.2673
	0.0000	0.0000	0.0000	0.0000	0.0000	0.0333	0.0329	0.0000	0.0000	0.0000	0.1155
	0.0000	0.0000	0.0352	0.0316	0.0545	0.0504	0.0000	0.0855	0.0000	0.0000	0.0000
	0.0206	0.0000	0.0000	0.1247	0.0316	0.0136	0.0000	0.0000	0.0000	0.0345	0.0000
	0.0687	0.0000	0.2673								
1998	1	7	2	0	1	60	60	12	0.0000	0.0000	0.0000
	0.0000	0.0000	0.0000	0.0000	0.0000	0.1360	0.0891	0.0000	0.0000	0.0000	0.0000
	0.0000	0.1023	0.0412	0.0000	0.0000	0.0000	0.0000	0.0000	0.0000	0.0000	0.0000
	0.0000	0.0000	0.0000	0.0000	0.0000	0.0000	0.0000	0.0450	0.0000	0.0000	0.5863
	0.0000	0.0000	0.0000	0.0000	0.0000	0.0000	0.0000	0.0000	0.1360	0.0891	0.0000
	0.0000	0.0000	0.0000	0.0000	0.1023	0.0412	0.0000	0.0000	0.0000	0.0000	0.0000
	0.0000	0.0000	0.0000	0.0000	0.0000	0.0000	0.0000	0.0000	0.0000	0.0000	0.0450
	0.0000	0.0000	0.5863								
1998	1	7	2	0	1	62	62	6	0.0000	0.0000	0.0000
	0.0000	0.0000	0.0000	0.0000	0.0000	0.0000	0.1257	0.0000	0.0000	0.0000	0.1968
	0.1257	0.0000	0.0000	0.0000	0.1006	0.0000	0.0000	0.1369	0.0000	0.0000	0.0000
	0.0000	0.0000	0.0864	0.0000	0.0000	0.0000	0.0000	0.0000	0.0000	0.0000	0.2277
	0.0000	0.0000	0.0000	0.0000	0.0000	0.0000	0.0000	0.0000	0.0000	0.1257	0.0000
	0.0000	0.0000	0.1968	0.1257	0.0000	0.0000	0.0000	0.1006	0.0000	0.0000	0.1369
	0.0000	0.0000	0.0000	0.0000	0.0000	0.0864	0.0000	0.0000	0.0000	0.0000	0.0000
	0.0000	0.0000	0.2277								

1998	1	7	2	0	1	64	64	3	0.0000	0.0000	0.0000
	0.0000	0.0000	0.0000	0.0000	0.0000	0.0000	0.0000	0.0000	0.0000	0.0000	0.0000
	0.0000	0.0000	0.0000	0.0000	0.0000	0.0000	0.3841	0.0000	0.0000	0.0000	0.3502
	0.0000	0.0000	0.0000	0.0000	0.0000	0.0000	0.0000	0.0000	0.2657	0.0000	0.0000
	0.0000	0.0000	0.0000	0.0000	0.0000	0.0000	0.0000	0.0000	0.0000	0.0000	0.0000
	0.0000	0.0000	0.0000	0.0000	0.0000	0.0000	0.0000	0.0000	0.0000	0.3841	0.0000
	0.0000	0.0000	0.3502	0.0000	0.0000	0.0000	0.0000	0.0000	0.0000	0.0000	0.0000
	0.2657	0.0000	0.0000								
1998	1	7	2	0	1	66	66	1	0.0000	0.0000	0.0000
	0.0000	0.0000	0.0000	0.0000	0.0000	0.0000	0.0000	0.0000	0.0000	0.0000	0.0000
	0.0000	0.0000	0.0000	0.0000	0.0000	0.0000	0.0000	0.0000	0.0000	0.0000	0.0000
	0.0000	0.0000	0.0000	1.0000	0.0000	0.0000	0.0000	0.0000	0.0000	0.0000	0.0000
	0.0000	0.0000	0.0000	0.0000	0.0000	0.0000	0.0000	0.0000	0.0000	0.0000	0.0000
	0.0000	0.0000	0.0000	0.0000	0.0000	0.0000	0.0000	0.0000	0.0000	0.0000	0.0000
	0.0000	0.0000	0.0000	0.0000	0.0000	0.0000	1.0000	0.0000	0.0000	0.0000	0.0000
	0.0000	0.0000	0.0000								
1998	1	7	2	0	1	68	68	2	0.0000	0.0000	0.0000
	0.0000	0.0000	0.0000	0.0000	0.0000	0.0000	0.0000	0.0000	0.0000	0.0000	0.0000
	0.0000	0.0000	0.0000	0.0000	0.0000	0.0000	0.0000	0.0000	0.0000	0.3133	0.0000
	0.0000	0.0000	0.0000	0.0000	0.0000	0.6867	0.0000	0.0000	0.0000	0.0000	0.0000
	0.0000	0.0000	0.0000	0.0000	0.0000	0.0000	0.0000	0.0000	0.0000	0.0000	0.0000
	0.0000	0.0000	0.0000	0.0000	0.0000	0.0000	0.0000	0.0000	0.0000	0.0000	0.0000
	0.0000	0.3133	0.0000	0.0000	0.0000	0.0000	0.0000	0.0000	0.6867	0.0000	0.0000
	0.0000	0.0000	0.0000								
1998	1	7	2	0	1	70	70	2	0.0000	0.0000	0.0000
	0.0000	0.0000	0.0000	0.0000	0.0000	0.0000	0.0000	0.0000	0.5374	0.0000	0.0000
	0.0000	0.0000	0.0000	0.0000	0.0000	0.0000	0.0000	0.4626	0.0000	0.0000	0.0000
	0.0000	0.0000	0.0000	0.0000	0.0000	0.0000	0.0000	0.0000	0.0000	0.0000	0.0000
	0.0000	0.0000	0.0000	0.0000	0.0000	0.0000	0.0000	0.0000	0.0000	0.0000	0.0000
	0.5374	0.0000	0.0000	0.0000	0.0000	0.0000	0.0000	0.0000	0.0000	0.0000	0.4626
	0.0000	0.0000	0.0000	0.0000	0.0000	0.0000	0.0000	0.0000	0.0000	0.0000	0.0000
	0.0000	0.0000	0.0000								
1999	1	7	2	0	1	38	38	1	0.0000	1.0000	0.0000
	0.0000	0.0000	0.0000	0.0000	0.0000	0.0000	0.0000	0.0000	0.0000	0.0000	0.0000
	0.0000	0.0000	0.0000	0.0000	0.0000	0.0000	0.0000	0.0000	0.0000	0.0000	0.0000
	0.0000	0.0000	0.0000	0.0000	0.0000	0.0000	0.0000	0.0000	0.0000	0.0000	0.0000
	0.0000	1.0000	0.0000	0.0000	0.0000	0.0000	0.0000	0.0000	0.0000	0.0000	0.0000
	0.0000	0.0000	0.0000	0.0000	0.0000	0.0000	0.0000	0.0000	0.0000	0.0000	0.0000
	0.0000	0.0000	0.0000	0.0000	0.0000	0.0000	0.0000	0.0000	0.0000	0.0000	0.0000
	0.0000	0.0000	0.0000								
1999	1	7	2	0	1	40	40	1	0.0000	0.0000	0.0000
	1.0000	0.0000	0.0000	0.0000	0.0000	0.0000	0.0000	0.0000	0.0000	0.0000	0.0000
	0.0000	0.0000	0.0000	0.0000	0.0000	0.0000	0.0000	0.0000	0.0000	0.0000	0.0000
	0.0000	0.0000	0.0000	0.0000	0.0000	0.0000	0.0000	0.0000	0.0000	0.0000	0.0000
	0.0000	0.0000	0.0000	1.0000	0.0000	0.0000	0.0000	0.0000	0.0000	0.0000	0.0000
	0.0000	0.0000	0.0000	0.0000	0.0000	0.0000	0.0000	0.0000	0.0000	0.0000	0.0000
	0.0000	0.0000	0.0000	0.0000	0.0000	0.0000	0.0000	0.0000	0.0000	0.0000	0.0000
	0.0000	0.0000	0.0000								
1999	1	7	2	0	1	42	42	1	0.0000	0.0000	1.0000
	0.0000	0.0000	0.0000	0.0000	0.0000	0.0000	0.0000	0.0000	0.0000	0.0000	0.0000
	0.0000	0.0000	0.0000	0.0000	0.0000	0.0000	0.0000	0.0000	0.0000	0.0000	0.0000
	0.0000	0.0000	0.0000	0.0000	0.0000	0.0000	0.0000	0.0000	0.0000	0.0000	0.0000
	0.0000	0.0000	1.0000	0.0000	0.0000	0.0000	0.0000	0.0000	0.0000	0.0000	0.0000
	0.0000	0.0000	0.0000	0.0000	0.0000	0.0000	0.0000	0.0000	0.0000	0.0000	0.0000
	0.0000	0.0000	0.0000	0.0000	0.0000	0.0000	0.0000	0.0000	0.0000	0.0000	0.0000
	0.0000	0.0000	0.0000								
1999	1	7	2	0	1	44	44	1	0.0000	0.0000	0.0000
	0.0000	0.0000	1.0000	0.0000	0.0000	0.0000	0.0000	0.0000	0.0000	0.0000	0.0000
	0.0000	0.0000	0.0000	0.0000	0.0000	0.0000	0.0000	0.0000	0.0000	0.0000	0.0000
	0.0000	0.0000	0.0000	0.0000	0.0000	0.0000	0.0000	0.0000	0.0000	0.0000	0.0000
	0.0000	0.0000	0.0000	0.0000	0.0000	1.0000	0.0000	0.0000	0.0000	0.0000	0.0000
	0.0000	0.0000	0.0000	0.0000	0.0000	0.0000	0.0000	0.0000	0.0000	0.0000	0.0000
	0.0000	0.0000	0.0000	0.0000	0.0000	0.0000	0.0000	0.0000	0.0000	0.0000	0.0000
	0.0000	0.0000	0.0000								
1999	1	7	2	0	1	46	46	9	0.0000	0.0000	0.3012
	0.0657	0.0000	0.3291	0.0000	0.0000	0.0000	0.0000	0.0000	0.0000	0.1184	0.0000
	0.0000	0.0000	0.0000	0.1855	0.0000	0.0000	0.0000	0.0000	0.0000	0.0000	0.0000
	0.0000	0.0000	0.0000	0.0000	0.0000	0.0000	0.0000	0.0000	0.0000	0.0000	0.0000
	0.0000	0.0000	0.3012	0.0657	0.0000	0.3291	0.0000	0.0000	0.0000	0.0000	0.0000
	0.0000	0.1184	0.0000	0.0000	0.0000	0.0000	0.1855	0.0000	0.0000	0.0000	0.0000

	0.0000	0.0000	0.0000	0.0000	0.0000	0.0000	0.0000	0.0000	0.0000	0.0000	0.0000
	0.0000	0.0000	0.0000								
1999	1	7	2	0	1	48	48	10	0.0000	0.0000	0.0000
	0.1380	0.4436	0.0619	0.1727	0.0670	0.0000	0.0000	0.0000	0.0000	0.0000	0.0000
	0.0000	0.0499	0.0000	0.0000	0.0000	0.0670	0.0000	0.0000	0.0000	0.0000	0.0000
	0.0000	0.0000	0.0000	0.0000	0.0000	0.0000	0.0000	0.0000	0.0000	0.0000	0.0000
	0.0000	0.0000	0.0000	0.1380	0.4436	0.0619	0.1727	0.0670	0.0000	0.0000	0.0000
	0.0000	0.0000	0.0000	0.0000	0.0499	0.0000	0.0000	0.0000	0.0670	0.0000	0.0000
	0.0000	0.0000	0.0000	0.0000	0.0000	0.0000	0.0000	0.0000	0.0000	0.0000	0.0000
	0.0000	0.0000	0.0000								
1999	1	7	2	0	1	50	50	30	0.0000	0.0000	0.0000
	0.0951	0.0740	0.1928	0.0132	0.0263	0.0000	0.0057	0.0124	0.0374	0.3204	0.0489
	0.0000	0.0195	0.0560	0.0000	0.0000	0.0000	0.0000	0.0220	0.0000	0.0000	0.0133
	0.0000	0.0317	0.0195	0.0000	0.0000	0.0000	0.0000	0.0000	0.0000	0.0000	0.0117
	0.0000	0.0000	0.0000	0.0951	0.0740	0.1928	0.0132	0.0263	0.0000	0.0057	0.0124
	0.0374	0.3204	0.0489	0.0000	0.0195	0.0560	0.0000	0.0000	0.0000	0.0000	0.0220
	0.0000	0.0000	0.0133	0.0000	0.0317	0.0195	0.0000	0.0000	0.0000	0.0000	0.0000
	0.0000	0.0000	0.0117								
1999	1	7	2	0	1	52	52	38	0.0000	0.0000	0.0000
	0.0359	0.1849	0.1479	0.0050	0.1195	0.0583	0.0000	0.0232	0.0000	0.0098	0.0198
	0.0000	0.0548	0.0313	0.0415	0.0000	0.0000	0.0263	0.0000	0.0110	0.0150	0.0000
	0.0170	0.0000	0.0000	0.0000	0.0274	0.0112	0.0069	0.0000	0.0000	0.0000	0.1534
	0.0000	0.0000	0.0000	0.0359	0.1849	0.1479	0.0050	0.1195	0.0583	0.0000	0.0232
	0.0000	0.0098	0.0198	0.0000	0.0548	0.0313	0.0415	0.0000	0.0000	0.0263	0.0000
	0.0110	0.0150	0.0000	0.0170	0.0000	0.0000	0.0000	0.0274	0.0112	0.0069	0.0000
	0.0000	0.0000	0.1534								
1999	1	7	2	0	1	54	54	46	0.0000	0.0000	0.0000
	0.0098	0.0427	0.0285	0.0728	0.0712	0.0145	0.0321	0.0112	0.0051	0.0652	0.0433
	0.0059	0.0126	0.0669	0.0211	0.0450	0.0531	0.0368	0.0100	0.0101	0.0604	0.0000
	0.0000	0.0398	0.0053	0.0000	0.0055	0.0377	0.0104	0.0000	0.0092	0.0000	0.1739
	0.0000	0.0000	0.0000	0.0098	0.0427	0.0285	0.0728	0.0712	0.0145	0.0321	0.0112
	0.0051	0.0652	0.0433	0.0059	0.0126	0.0669	0.0211	0.0450	0.0531	0.0368	0.0100
	0.0101	0.0604	0.0000	0.0000	0.0398	0.0053	0.0000	0.0055	0.0377	0.0104	0.0000
	0.0092	0.0000	0.1739								
1999	1	7	2	0	1	56	56	35	0.0000	0.0000	0.0000
	0.0000	0.0542	0.0311	0.0000	0.0533	0.0000	0.0658	0.0000	0.0125	0.0275	0.0266
	0.0113	0.0540	0.0335	0.0759	0.0068	0.0105	0.0000	0.0619	0.0653	0.0195	0.0564
	0.0000	0.0178	0.0298	0.0275	0.0127	0.0000	0.0000	0.0000	0.0000	0.0374	0.2085
	0.0000	0.0000	0.0000	0.0000	0.0542	0.0311	0.0000	0.0533	0.0000	0.0658	0.0000
	0.0125	0.0275	0.0266	0.0113	0.0540	0.0335	0.0759	0.0068	0.0105	0.0000	0.0619
	0.0653	0.0195	0.0564	0.0000	0.0178	0.0298	0.0275	0.0127	0.0000	0.0000	0.0000
	0.0000	0.0374	0.2085								
1999	1	7	2	0	1	58	58	21	0.0000	0.0000	0.0000
	0.0000	0.0590	0.0203	0.0000	0.0698	0.0000	0.0000	0.0260	0.0000	0.0000	0.0159
	0.0000	0.0000	0.0000	0.0366	0.0000	0.0715	0.0779	0.1093	0.0000	0.0000	0.0000
	0.0268	0.0298	0.0715	0.0000	0.0000	0.0536	0.0000	0.0366	0.0000	0.0246	0.2707
	0.0000	0.0000	0.0000	0.0000	0.0590	0.0203	0.0000	0.0698	0.0000	0.0000	0.0260
	0.0000	0.0000	0.0159	0.0000	0.0000	0.0000	0.0366	0.0000	0.0715	0.0779	0.1093
	0.0000	0.0000	0.0000	0.0268	0.0298	0.0715	0.0000	0.0000	0.0536	0.0000	0.0366
	0.0000	0.0246	0.2707								
1999	1	7	2	0	1	60	60	15	0.0000	0.0000	0.0000
	0.0000	0.0000	0.0000	0.0000	0.0000	0.0583	0.0377	0.0000	0.0000	0.0000	0.0394
	0.1059	0.2426	0.0000	0.0000	0.0566	0.0390	0.0460	0.0000	0.0000	0.0000	0.0244
	0.0000	0.0000	0.0000	0.0382	0.0000	0.0827	0.0348	0.0124	0.0910	0.0910	0.0000
	0.0000	0.0000	0.0000	0.0000	0.0000	0.0000	0.0000	0.0000	0.0583	0.0377	0.0000
	0.0000	0.0000	0.0394	0.1059	0.2426	0.0000	0.0000	0.0566	0.0390	0.0460	0.0000
	0.0000	0.0000	0.0244	0.0000	0.0000	0.0000	0.0382	0.0000	0.0827	0.0348	0.0124
	0.0910	0.0910	0.0000								
1999	1	7	2	0	1	62	62	6	0.0000	0.0000	0.0000
	0.0000	0.0000	0.0000	0.0000	0.0000	0.0000	0.0000	0.0000	0.0000	0.0000	0.0000
	0.0000	0.0000	0.0000	0.1002	0.3931	0.0000	0.0000	0.1564	0.0000	0.1710	0.0000
	0.0894	0.0000	0.0000	0.0000	0.0000	0.0000	0.0000	0.0000	0.0000	0.0899	0.0000
	0.0000	0.0000	0.0000	0.0000	0.0000	0.0000	0.0000	0.0000	0.0000	0.0000	0.0000
	0.0000	0.0000	0.0000	0.0000	0.0000	0.0000	0.1002	0.3931	0.0000	0.0000	0.1564
	0.0000	0.1710	0.0000	0.0894	0.0000	0.0000	0.0000	0.0000	0.0000	0.0000	0.0000
	0.0000	0.0899	0.0000								
1999	1	7	2	0	1	64	64	1	0.0000	0.0000	0.0000
	0.0000	0.0000	0.0000	0.0000	0.0000	0.0000	0.0000	0.0000	0.0000	0.0000	0.0000
	0.0000	0.0000	0.0000	0.0000	0.0000	0.0000	0.0000	0.0000	0.0000	0.0000	0.0000
	0.0000	0.0000	0.0000	0.0000	0.0000	0.0000	0.0000	0.0000	0.0000	0.0000	1.0000

	0.0000	0.0000	0.0000	0.0000	0.0000	0.0000	0.0000	0.0000	0.0000	0.0000	0.0000
	0.0000	0.0000	0.0000	0.0000	0.0000	0.0000	0.0000	0.0000	0.0000	0.0000	0.0000
	0.0000	0.0000	0.0000	0.0000	0.0000	0.0000	0.0000	0.0000	0.0000	0.0000	0.0000
	0.0000	0.0000	1.0000								
1999	1	7	2	0	1	66	66	2	0.0000	0.0000	0.0000
	0.0000	0.0000	0.0000	0.0000	0.0000	0.0000	0.0000	0.0000	0.0000	0.0000	0.0000
	0.5566	0.0000	0.0000	0.0000	0.0000	0.0000	0.0000	0.0000	0.0000	0.0000	0.0000
	0.0000	0.4434	0.0000	0.0000	0.0000	0.0000	0.0000	0.0000	0.0000	0.0000	0.0000
	0.0000	0.0000	0.0000	0.0000	0.0000	0.0000	0.0000	0.0000	0.0000	0.0000	0.0000
	0.0000	0.0000	0.0000	0.5566	0.0000	0.0000	0.0000	0.0000	0.0000	0.0000	0.0000
	0.0000	0.0000	0.0000	0.0000	0.4434	0.0000	0.0000	0.0000	0.0000	0.0000	0.0000
	0.0000	0.0000	0.0000								
2000	1	7	2	0	1	20	20	1	1.0000	0.0000	0.0000
	0.0000	0.0000	0.0000	0.0000	0.0000	0.0000	0.0000	0.0000	0.0000	0.0000	0.0000
	0.0000	0.0000	0.0000	0.0000	0.0000	0.0000	0.0000	0.0000	0.0000	0.0000	0.0000
	0.0000	0.0000	0.0000	0.0000	0.0000	0.0000	0.0000	0.0000	0.0000	0.0000	0.0000
	1.0000	0.0000	0.0000	0.0000	0.0000	0.0000	0.0000	0.0000	0.0000	0.0000	0.0000
	0.0000	0.0000	0.0000	0.0000	0.0000	0.0000	0.0000	0.0000	0.0000	0.0000	0.0000
	0.0000	0.0000	0.0000	0.0000	0.0000	0.0000	0.0000	0.0000	0.0000	0.0000	0.0000
	0.0000	0.0000	0.0000								
2000	1	7	2	0	1	30	30	1	0.0000	1.0000	0.0000
	0.0000	0.0000	0.0000	0.0000	0.0000	0.0000	0.0000	0.0000	0.0000	0.0000	0.0000
	0.0000	0.0000	0.0000	0.0000	0.0000	0.0000	0.0000	0.0000	0.0000	0.0000	0.0000
	0.0000	0.0000	0.0000	0.0000	0.0000	0.0000	0.0000	0.0000	0.0000	0.0000	0.0000
	0.0000	1.0000	0.0000	0.0000	0.0000	0.0000	0.0000	0.0000	0.0000	0.0000	0.0000
	0.0000	0.0000	0.0000	0.0000	0.0000	0.0000	0.0000	0.0000	0.0000	0.0000	0.0000
	0.0000	0.0000	0.0000	0.0000	0.0000	0.0000	0.0000	0.0000	0.0000	0.0000	0.0000
	0.0000	0.0000	0.0000								
2000	1	7	2	0	1	32	32	1	0.0000	1.0000	0.0000
	0.0000	0.0000	0.0000	0.0000	0.0000	0.0000	0.0000	0.0000	0.0000	0.0000	0.0000
	0.0000	0.0000	0.0000	0.0000	0.0000	0.0000	0.0000	0.0000	0.0000	0.0000	0.0000
	0.0000	0.0000	0.0000	0.0000	0.0000	0.0000	0.0000	0.0000	0.0000	0.0000	0.0000
	0.0000	1.0000	0.0000	0.0000	0.0000	0.0000	0.0000	0.0000	0.0000	0.0000	0.0000
	0.0000	0.0000	0.0000	0.0000	0.0000	0.0000	0.0000	0.0000	0.0000	0.0000	0.0000
	0.0000	0.0000	0.0000	0.0000	0.0000	0.0000	0.0000	0.0000	0.0000	0.0000	0.0000
	0.0000	0.0000	0.0000								
2000	1	7	2	0	1	34	34	3	0.0000	1.0000	0.0000
	0.0000	0.0000	0.0000	0.0000	0.0000	0.0000	0.0000	0.0000	0.0000	0.0000	0.0000
	0.0000	0.0000	0.0000	0.0000	0.0000	0.0000	0.0000	0.0000	0.0000	0.0000	0.0000
	0.0000	0.0000	0.0000	0.0000	0.0000	0.0000	0.0000	0.0000	0.0000	0.0000	0.0000
	0.0000	1.0000	0.0000	0.0000	0.0000	0.0000	0.0000	0.0000	0.0000	0.0000	0.0000
	0.0000	0.0000	0.0000	0.0000	0.0000	0.0000	0.0000	0.0000	0.0000	0.0000	0.0000
	0.0000	0.0000	0.0000	0.0000	0.0000	0.0000	0.0000	0.0000	0.0000	0.0000	0.0000
	0.0000	0.0000	0.0000								
2000	1	7	2	0	1	36	36	2	0.0000	1.0000	0.0000
	0.0000	0.0000	0.0000	0.0000	0.0000	0.0000	0.0000	0.0000	0.0000	0.0000	0.0000
	0.0000	0.0000	0.0000	0.0000	0.0000	0.0000	0.0000	0.0000	0.0000	0.0000	0.0000
	0.0000	0.0000	0.0000	0.0000	0.0000	0.0000	0.0000	0.0000	0.0000	0.0000	0.0000
	0.0000	1.0000	0.0000	0.0000	0.0000	0.0000	0.0000	0.0000	0.0000	0.0000	0.0000
	0.0000	0.0000	0.0000	0.0000	0.0000	0.0000	0.0000	0.0000	0.0000	0.0000	0.0000
	0.0000	0.0000	0.0000	0.0000	0.0000	0.0000	0.0000	0.0000	0.0000	0.0000	0.0000
	0.0000	0.0000	0.0000								
2000	1	7	2	0	1	38	38	11	0.0000	1.0000	0.0000
	0.0000	0.0000	0.0000	0.0000	0.0000	0.0000	0.0000	0.0000	0.0000	0.0000	0.0000
	0.0000	0.0000	0.0000	0.0000	0.0000	0.0000	0.0000	0.0000	0.0000	0.0000	0.0000
	0.0000	0.0000	0.0000	0.0000	0.0000	0.0000	0.0000	0.0000	0.0000	0.0000	0.0000
	0.0000	1.0000	0.0000	0.0000	0.0000	0.0000	0.0000	0.0000	0.0000	0.0000	0.0000
	0.0000	0.0000	0.0000	0.0000	0.0000	0.0000	0.0000	0.0000	0.0000	0.0000	0.0000
	0.0000	0.0000	0.0000	0.0000	0.0000	0.0000	0.0000	0.0000	0.0000	0.0000	0.0000
	0.0000	0.0000	0.0000								
2000	1	7	2	0	1	40	40	8	0.0000	0.9682	0.0318
	0.0000	0.0000	0.0000	0.0000	0.0000	0.0000	0.0000	0.0000	0.0000	0.0000	0.0000
	0.0000	0.0000	0.0000	0.0000	0.0000	0.0000	0.0000	0.0000	0.0000	0.0000	0.0000
	0.0000	0.0000	0.0000	0.0000	0.0000	0.0000	0.0000	0.0000	0.0000	0.0000	0.0000
	0.0000	0.9682	0.0318	0.0000	0.0000	0.0000	0.0000	0.0000	0.0000	0.0000	0.0000
	0.0000	0.0000	0.0000	0.0000	0.0000	0.0000	0.0000	0.0000	0.0000	0.0000	0.0000
	0.0000	0.0000	0.0000	0.0000	0.0000	0.0000	0.0000	0.0000	0.0000	0.0000	0.0000
	0.0000	0.0000	0.0000								
2000	1	7	2	0	1	42	42	1	0.0000	1.0000	0.0000
	0.0000	0.0000	0.0000	0.0000	0.0000	0.0000	0.0000	0.0000	0.0000	0.0000	0.0000

	0.0000	0.0000	0.0000	0.0000	0.0000	0.0000	0.0000	0.0000	0.0000	0.0000	0.0000
	0.0000	0.0000	0.0000	0.0000	0.0000	0.0000	0.0000	0.0000	0.0000	0.0000	0.0000
	0.0000	1.0000	0.0000	0.0000	0.0000	0.0000	0.0000	0.0000	0.0000	0.0000	0.0000
	0.0000	0.0000	0.0000	0.0000	0.0000	0.0000	0.0000	0.0000	0.0000	0.0000	0.0000
	0.0000	0.0000	0.0000	0.0000	0.0000	0.0000	0.0000	0.0000	0.0000	0.0000	0.0000
	0.0000	0.0000	0.0000								
2000	1	7	2	0	1	44	44	1	0.0000	0.0000	0.0000
	0.0000	0.0000	0.0000	1.0000	0.0000	0.0000	0.0000	0.0000	0.0000	0.0000	0.0000
	0.0000	0.0000	0.0000	0.0000	0.0000	0.0000	0.0000	0.0000	0.0000	0.0000	0.0000
	0.0000	0.0000	0.0000	0.0000	0.0000	0.0000	0.0000	0.0000	0.0000	0.0000	0.0000
	0.0000	0.0000	0.0000	0.0000	0.0000	0.0000	1.0000	0.0000	0.0000	0.0000	0.0000
	0.0000	0.0000	0.0000	0.0000	0.0000	0.0000	0.0000	0.0000	0.0000	0.0000	0.0000
	0.0000	0.0000	0.0000	0.0000	0.0000	0.0000	0.0000	0.0000	0.0000	0.0000	0.0000
	0.0000	0.0000	0.0000								
2000	1	7	2	0	1	46	46	5	0.0000	0.0000	0.2510
	0.1286	0.0000	0.0000	0.0000	0.5070	0.0000	0.0000	0.0000	0.0000	0.0000	0.0000
	0.0000	0.0000	0.0000	0.0000	0.0000	0.0000	0.0000	0.0000	0.1134	0.0000	0.0000
	0.0000	0.0000	0.0000	0.0000	0.0000	0.0000	0.0000	0.0000	0.0000	0.0000	0.0000
	0.0000	0.0000	0.2510	0.1286	0.0000	0.0000	0.0000	0.5070	0.0000	0.0000	0.0000
	0.0000	0.0000	0.0000	0.0000	0.0000	0.0000	0.0000	0.0000	0.0000	0.0000	0.0000
	0.1134	0.0000	0.0000	0.0000	0.0000	0.0000	0.0000	0.0000	0.0000	0.0000	0.0000
	0.0000	0.0000	0.0000								
2000	1	7	2	0	1	48	48	19	0.0000	0.0000	0.0000
	0.1819	0.0615	0.1742	0.0620	0.3124	0.0000	0.0381	0.0696	0.0530	0.0473	0.0000
	0.0000	0.0000	0.0000	0.0000	0.0000	0.0000	0.0000	0.0000	0.0000	0.0000	0.0000
	0.0000	0.0000	0.0000	0.0000	0.0000	0.0000	0.0000	0.0000	0.0000	0.0000	0.0000
	0.0000	0.0000	0.0000	0.1819	0.0615	0.1742	0.0620	0.3124	0.0000	0.0381	0.0696
	0.0530	0.0473	0.0000	0.0000	0.0000	0.0000	0.0000	0.0000	0.0000	0.0000	0.0000
	0.0000	0.0000	0.0000	0.0000	0.0000	0.0000	0.0000	0.0000	0.0000	0.0000	0.0000
	0.0000	0.0000	0.0000								
2000	1	7	2	0	1	50	50	38	0.0000	0.0000	0.0000
	0.0572	0.0541	0.2593	0.0226	0.0610	0.0170	0.0323	0.0930	0.0295	0.0192	0.0299
	0.0295	0.0000	0.0266	0.0250	0.0250	0.0000	0.0296	0.0112	0.0296	0.1082	0.0265
	0.0000	0.0000	0.0000	0.0000	0.0000	0.0000	0.0000	0.0000	0.0000	0.0138	0.0000
	0.0000	0.0000	0.0000	0.0572	0.0541	0.2593	0.0226	0.0610	0.0170	0.0323	0.0930
	0.0295	0.0192	0.0299	0.0295	0.0000	0.0266	0.0250	0.0250	0.0000	0.0296	0.0112
	0.0296	0.1082	0.0265	0.0000	0.0000	0.0000	0.0000	0.0000	0.0000	0.0000	0.0000
	0.0000	0.0138	0.0000								
2000	1	7	2	0	1	52	52	41	0.0000	0.0000	0.0000
	0.0398	0.0978	0.1210	0.0726	0.0465	0.0444	0.0703	0.1232	0.0204	0.0000	0.0369
	0.0204	0.0312	0.0000	0.0123	0.0124	0.0000	0.0091	0.0000	0.0246	0.0000	0.0000
	0.0000	0.0000	0.0124	0.0251	0.0685	0.0000	0.0000	0.0234	0.0000	0.0000	0.0877
	0.0000	0.0000	0.0000	0.0398	0.0978	0.1210	0.0726	0.0465	0.0444	0.0703	0.1232
	0.0204	0.0000	0.0369	0.0204	0.0312	0.0000	0.0123	0.0124	0.0000	0.0091	0.0000
	0.0246	0.0000	0.0000	0.0000	0.0000	0.0124	0.0251	0.0685	0.0000	0.0000	0.0234
	0.0000	0.0000	0.0877								
2000	1	7	2	0	1	54	54	57	0.0000	0.0000	0.0000
	0.0294	0.0248	0.1732	0.0272	0.0136	0.0067	0.0082	0.0674	0.1543	0.0249	0.0233
	0.0225	0.0409	0.0280	0.0083	0.0426	0.0300	0.0000	0.0046	0.0098	0.0141	0.0252
	0.0055	0.0460	0.0073	0.0000	0.0221	0.0066	0.0000	0.0460	0.0000	0.0375	0.0501
	0.0000	0.0000	0.0000	0.0294	0.0248	0.1732	0.0272	0.0136	0.0067	0.0082	0.0674
	0.1543	0.0249	0.0233	0.0225	0.0409	0.0280	0.0083	0.0426	0.0300	0.0000	0.0046
	0.0098	0.0141	0.0252	0.0055	0.0460	0.0073	0.0000	0.0221	0.0066	0.0000	0.0460
	0.0000	0.0375	0.0501								
2000	1	7	2	0	1	56	56	34	0.0000	0.0000	0.0000
	0.0047	0.0000	0.1190	0.0274	0.0792	0.0582	0.0264	0.0082	0.1026	0.0126	0.0208
	0.0000	0.0297	0.0000	0.0826	0.0441	0.0000	0.0000	0.0387	0.0293	0.0213	0.0095
	0.0000	0.0135	0.0197	0.0439	0.0000	0.0630	0.0175	0.0179	0.0197	0.0141	0.0764
	0.0000	0.0000	0.0000	0.0047	0.0000	0.1190	0.0274	0.0792	0.0582	0.0264	0.0082
	0.1026	0.0126	0.0208	0.0000	0.0297	0.0000	0.0826	0.0441	0.0000	0.0000	0.0387
	0.0293	0.0213	0.0095	0.0000	0.0135	0.0197	0.0439	0.0000	0.0630	0.0175	0.0179
	0.0197	0.0141	0.0764								
2000	1	7	2	0	1	58	58	36	0.0000	0.0000	0.0000
	0.0135	0.0065	0.0254	0.0000	0.0922	0.0218	0.0295	0.0940	0.0000	0.0156	0.0093
	0.0295	0.0000	0.0189	0.0000	0.0486	0.0428	0.0390	0.0506	0.0000	0.0709	0.0109
	0.0000	0.0000	0.1498	0.0590	0.0414	0.0121	0.0096	0.0178	0.0000	0.0000	0.0914
	0.0000	0.0000	0.0000	0.0135	0.0065	0.0254	0.0000	0.0922	0.0218	0.0295	0.0940
	0.0000	0.0156	0.0093	0.0295	0.0000	0.0189	0.0000	0.0486	0.0428	0.0390	0.0506
	0.0000	0.0709	0.0109	0.0000	0.0000	0.1498	0.0590	0.0414	0.0121	0.0096	0.0178
	0.0000	0.0000	0.0914								

2000	1	7	2	0	1	60	60	21	0.0000	0.0000	0.0000
	0.0000	0.0000	0.0880	0.0965	0.0086	0.0712	0.0000	0.0258	0.0000	0.1221	0.0000
	0.0632	0.0000	0.0000	0.0000	0.0577	0.0000	0.0781	0.0166	0.0000	0.0000	0.0563
	0.0000	0.0000	0.0278	0.0000	0.0078	0.0000	0.0200	0.0172	0.0577	0.0000	0.1855
	0.0000	0.0000	0.0000	0.0000	0.0000	0.0880	0.0965	0.0086	0.0712	0.0000	0.0258
	0.0000	0.1221	0.0000	0.0632	0.0000	0.0000	0.0000	0.0577	0.0000	0.0781	0.0166
	0.0000	0.0000	0.0563	0.0000	0.0000	0.0278	0.0000	0.0078	0.0000	0.0200	0.0172
	0.0577	0.0000	0.1855								
2000	1	7	2	0	1	62	62	21	0.0000	0.0000	0.0000
	0.0000	0.0000	0.0153	0.0000	0.0000	0.1428	0.0592	0.0287	0.0000	0.0000	0.0000
	0.0000	0.0212	0.0000	0.0245	0.0218	0.0000	0.1118	0.0360	0.0350	0.0261	0.0000
	0.0307	0.0000	0.0211	0.1101	0.0000	0.0298	0.0000	0.0313	0.0000	0.1209	0.1337
	0.0000	0.0000	0.0000	0.0000	0.0000	0.0153	0.0000	0.0000	0.1428	0.0592	0.0287
	0.0000	0.0000	0.0000	0.0000	0.0212	0.0000	0.0245	0.0218	0.0000	0.1118	0.0360
	0.0350	0.0261	0.0000	0.0307	0.0000	0.0211	0.1101	0.0000	0.0298	0.0000	0.0313
	0.0000	0.1209	0.1337								
2000	1	7	2	0	1	64	64	3	0.0000	0.0000	0.0000
	0.0000	0.0000	0.0000	0.2998	0.0000	0.0000	0.0000	0.0000	0.0000	0.2911	0.0000
	0.0000	0.0000	0.0000	0.4090	0.0000	0.0000	0.0000	0.0000	0.0000	0.0000	0.0000
	0.0000	0.0000	0.0000	0.0000	0.0000	0.0000	0.0000	0.0000	0.0000	0.0000	0.0000
	0.0000	0.0000	0.0000	0.0000	0.0000	0.0000	0.2998	0.0000	0.0000	0.0000	0.0000
	0.0000	0.2911	0.0000	0.0000	0.0000	0.0000	0.4090	0.0000	0.0000	0.0000	0.0000
	0.0000	0.0000	0.0000	0.0000	0.0000	0.0000	0.0000	0.0000	0.0000	0.0000	0.0000
	0.0000	0.0000	0.0000								
2000	1	7	2	0	1	66	66	5	0.0000	0.0000	0.0000
	0.0000	0.0000	0.0000	0.0000	0.0000	0.0000	0.0000	0.0000	0.1058	0.0000	0.0000
	0.0000	0.0000	0.0000	0.3495	0.0000	0.0000	0.0000	0.0000	0.0000	0.0000	0.1246
	0.0000	0.1838	0.0000	0.0000	0.0000	0.0000	0.0000	0.0000	0.2363	0.0000	0.0000
	0.0000	0.0000	0.0000	0.0000	0.0000	0.0000	0.0000	0.0000	0.0000	0.0000	0.0000
	0.1058	0.0000	0.0000	0.0000	0.0000	0.0000	0.3495	0.0000	0.0000	0.0000	0.0000
	0.0000	0.0000	0.1246	0.0000	0.1838	0.0000	0.0000	0.0000	0.0000	0.0000	0.0000
	0.2363	0.0000	0.0000								
2000	1	7	2	0	1	68	68	3	0.0000	0.0000	0.0000
	0.0000	0.0000	0.0000	0.0000	0.0000	0.0000	0.0000	0.0000	0.0000	0.0000	0.0000
	0.0000	0.0000	0.0000	0.0000	0.3775	0.0000	0.0000	0.0000	0.0000	0.0000	0.0000
	0.2935	0.0000	0.3289	0.0000	0.0000	0.0000	0.0000	0.0000	0.0000	0.0000	0.0000
	0.0000	0.0000	0.0000	0.0000	0.0000	0.0000	0.0000	0.0000	0.0000	0.0000	0.0000
	0.0000	0.0000	0.0000	0.0000	0.0000	0.0000	0.0000	0.3775	0.0000	0.0000	0.0000
	0.0000	0.0000	0.0000	0.2935	0.0000	0.3289	0.0000	0.0000	0.0000	0.0000	0.0000
	0.0000	0.0000	0.0000								
2000	1	7	2	0	1	74	74	1	0.0000	0.0000	0.0000
	0.0000	0.0000	0.0000	0.0000	0.0000	0.0000	0.0000	0.0000	0.0000	0.0000	0.0000
	0.0000	0.0000	0.0000	0.0000	0.0000	0.0000	0.0000	0.0000	0.0000	1.0000	0.0000
	0.0000	0.0000	0.0000	0.0000	0.0000	0.0000	0.0000	0.0000	0.0000	0.0000	0.0000
	0.0000	0.0000	0.0000	0.0000	0.0000	0.0000	0.0000	0.0000	0.0000	0.0000	0.0000
	0.0000	0.0000	0.0000	0.0000	0.0000	0.0000	0.0000	0.0000	0.0000	0.0000	0.0000
	0.0000	1.0000	0.0000	0.0000	0.0000	0.0000	0.0000	0.0000	0.0000	0.0000	0.0000
	0.0000	0.0000	0.0000								
2001	1	7	2	0	1	36	36	5	0.0000	0.6478	0.3522
	0.0000	0.0000	0.0000	0.0000	0.0000	0.0000	0.0000	0.0000	0.0000	0.0000	0.0000
	0.0000	0.0000	0.0000	0.0000	0.0000	0.0000	0.0000	0.0000	0.0000	0.0000	0.0000
	0.0000	0.0000	0.0000	0.0000	0.0000	0.0000	0.0000	0.0000	0.0000	0.0000	0.0000
	0.0000	0.6478	0.3522	0.0000	0.0000	0.0000	0.0000	0.0000	0.0000	0.0000	0.0000
	0.0000	0.0000	0.0000	0.0000	0.0000	0.0000	0.0000	0.0000	0.0000	0.0000	0.0000
	0.0000	0.0000	0.0000	0.0000	0.0000	0.0000	0.0000	0.0000	0.0000	0.0000	0.0000
	0.0000	0.0000	0.0000								
2001	1	7	2	0	1	38	38	8	0.0000	0.1461	0.6937
	0.1601	0.0000	0.0000	0.0000	0.0000	0.0000	0.0000	0.0000	0.0000	0.0000	0.0000
	0.0000	0.0000	0.0000	0.0000	0.0000	0.0000	0.0000	0.0000	0.0000	0.0000	0.0000
	0.0000	0.0000	0.0000	0.0000	0.0000	0.0000	0.0000	0.0000	0.0000	0.0000	0.0000
	0.0000	0.1461	0.6937	0.1601	0.0000	0.0000	0.0000	0.0000	0.0000	0.0000	0.0000
	0.0000	0.0000	0.0000	0.0000	0.0000	0.0000	0.0000	0.0000	0.0000	0.0000	0.0000
	0.0000	0.0000	0.0000	0.0000	0.0000	0.0000	0.0000	0.0000	0.0000	0.0000	0.0000
	0.0000	0.0000	0.0000								
2001	1	7	2	0	1	40	40	11	0.0000	0.1572	0.7852
	0.0576	0.0000	0.0000	0.0000	0.0000	0.0000	0.0000	0.0000	0.0000	0.0000	0.0000
	0.0000	0.0000	0.0000	0.0000	0.0000	0.0000	0.0000	0.0000	0.0000	0.0000	0.0000
	0.0000	0.0000	0.0000	0.0000	0.0000	0.0000	0.0000	0.0000	0.0000	0.0000	0.0000
	0.0000	0.1572	0.7852	0.0576	0.0000	0.0000	0.0000	0.0000	0.0000	0.0000	0.0000
	0.0000	0.0000	0.0000	0.0000	0.0000	0.0000	0.0000	0.0000	0.0000	0.0000	0.0000

	0.0000	0.0000	0.0000	0.0000	0.0000	0.0000	0.0000	0.0000	0.0000	0.0000	0.0000
	0.0000	0.0000	0.0000								
2001	1	7	2	0	1	42	42	14	0.0000	0.1499	0.8501
	0.0000	0.0000	0.0000	0.0000	0.0000	0.0000	0.0000	0.0000	0.0000	0.0000	0.0000
	0.0000	0.0000	0.0000	0.0000	0.0000	0.0000	0.0000	0.0000	0.0000	0.0000	0.0000
	0.0000	0.0000	0.0000	0.0000	0.0000	0.0000	0.0000	0.0000	0.0000	0.0000	0.0000
	0.0000	0.1499	0.8501	0.0000	0.0000	0.0000	0.0000	0.0000	0.0000	0.0000	0.0000
	0.0000	0.0000	0.0000	0.0000	0.0000	0.0000	0.0000	0.0000	0.0000	0.0000	0.0000
	0.0000	0.0000	0.0000	0.0000	0.0000	0.0000	0.0000	0.0000	0.0000	0.0000	0.0000
	0.0000	0.0000	0.0000								
2001	1	7	2	0	1	44	44	22	0.0000	0.0000	0.8160
	0.1840	0.0000	0.0000	0.0000	0.0000	0.0000	0.0000	0.0000	0.0000	0.0000	0.0000
	0.0000	0.0000	0.0000	0.0000	0.0000	0.0000	0.0000	0.0000	0.0000	0.0000	0.0000
	0.0000	0.0000	0.0000	0.0000	0.0000	0.0000	0.0000	0.0000	0.0000	0.0000	0.0000
	0.0000	0.0000	0.8160	0.1840	0.0000	0.0000	0.0000	0.0000	0.0000	0.0000	0.0000
	0.0000	0.0000	0.0000	0.0000	0.0000	0.0000	0.0000	0.0000	0.0000	0.0000	0.0000
	0.0000	0.0000	0.0000	0.0000	0.0000	0.0000	0.0000	0.0000	0.0000	0.0000	0.0000
	0.0000	0.0000	0.0000								
2001	1	7	2	0	1	46	46	19	0.0000	0.0000	0.7043
	0.1023	0.0000	0.0000	0.0000	0.0224	0.0000	0.1710	0.0000	0.0000	0.0000	0.0000
	0.0000	0.0000	0.0000	0.0000	0.0000	0.0000	0.0000	0.0000	0.0000	0.0000	0.0000
	0.0000	0.0000	0.0000	0.0000	0.0000	0.0000	0.0000	0.0000	0.0000	0.0000	0.0000
	0.0000	0.0000	0.7043	0.1023	0.0000	0.0000	0.0000	0.0224	0.0000	0.1710	0.0000
	0.0000	0.0000	0.0000	0.0000	0.0000	0.0000	0.0000	0.0000	0.0000	0.0000	0.0000
	0.0000	0.0000	0.0000	0.0000	0.0000	0.0000	0.0000	0.0000	0.0000	0.0000	0.0000
	0.0000	0.0000	0.0000								
2001	1	7	2	0	1	48	48	13	0.0000	0.0000	0.5556
	0.1363	0.0000	0.0000	0.0000	0.0569	0.0000	0.0000	0.0000	0.0000	0.0000	0.0000
	0.0429	0.0000	0.0936	0.0000	0.0719	0.0000	0.0000	0.0000	0.0000	0.0000	0.0000
	0.0000	0.0000	0.0429	0.0000	0.0000	0.0000	0.0000	0.0000	0.0000	0.0000	0.0000
	0.0000	0.0000	0.5556	0.1363	0.0000	0.0000	0.0000	0.0569	0.0000	0.0000	0.0000
	0.0000	0.0000	0.0000	0.0429	0.0000	0.0936	0.0000	0.0719	0.0000	0.0000	0.0000
	0.0000	0.0000	0.0000	0.0000	0.0000	0.0429	0.0000	0.0000	0.0000	0.0000	0.0000
	0.0000	0.0000	0.0000								
2001	1	7	2	0	1	50	50	17	0.0000	0.0000	0.0000
	0.0269	0.0000	0.1710	0.2878	0.1349	0.0000	0.0410	0.0000	0.0000	0.0000	0.0000
	0.0253	0.0000	0.0000	0.0523	0.0000	0.0000	0.0209	0.0000	0.0000	0.0000	0.0000
	0.0000	0.0224	0.0000	0.0000	0.0000	0.0000	0.0354	0.0000	0.0328	0.0000	0.1495
	0.0000	0.0000	0.0000	0.0269	0.0000	0.1710	0.2878	0.1349	0.0000	0.0410	0.0000
	0.0000	0.0000	0.0000	0.0253	0.0000	0.0000	0.0523	0.0000	0.0000	0.0209	0.0000
	0.0000	0.0000	0.0000	0.0000	0.0224	0.0000	0.0000	0.0000	0.0000	0.0354	0.0000
	0.0328	0.0000	0.1495								
2001	1	7	2	0	1	52	52	29	0.0000	0.0000	0.0075
	0.0191	0.0337	0.0000	0.1069	0.0869	0.0000	0.0158	0.0000	0.0577	0.1035	0.0595
	0.0191	0.0396	0.0353	0.0194	0.0253	0.0357	0.0000	0.0000	0.1274	0.1089	0.0000
	0.0000	0.0000	0.0000	0.0226	0.0000	0.0000	0.0000	0.0000	0.0000	0.0000	0.0761
	0.0000	0.0000	0.0075	0.0191	0.0337	0.0000	0.1069	0.0869	0.0000	0.0158	0.0000
	0.0577	0.1035	0.0595	0.0191	0.0396	0.0353	0.0194	0.0253	0.0357	0.0000	0.0000
	0.1274	0.1089	0.0000	0.0000	0.0000	0.0000	0.0226	0.0000	0.0000	0.0000	0.0000
	0.0000	0.0000	0.0761								
2001	1	7	2	0	1	54	54	37	0.0000	0.0000	0.0000
	0.0000	0.0000	0.0109	0.0441	0.0174	0.0109	0.0400	0.0732	0.0198	0.0000	0.0708
	0.0296	0.0719	0.0557	0.0503	0.0559	0.0329	0.0000	0.0256	0.0000	0.0000	0.0000
	0.0000	0.0134	0.0000	0.0188	0.0000	0.0000	0.0522	0.0256	0.0000	0.0155	0.2656
	0.0000	0.0000	0.0000	0.0000	0.0000	0.0109	0.0441	0.0174	0.0109	0.0400	0.0732
	0.0198	0.0000	0.0708	0.0296	0.0719	0.0557	0.0503	0.0559	0.0329	0.0000	0.0256
	0.0000	0.0000	0.0000	0.0000	0.0134	0.0000	0.0188	0.0000	0.0000	0.0522	0.0256
	0.0000	0.0155	0.2656								
2001	1	7	2	0	1	56	56	38	0.0000	0.0000	0.0000
	0.0110	0.0214	0.0388	0.0937	0.0299	0.0380	0.0316	0.0000	0.0264	0.0368	0.0601
	0.0156	0.0390	0.0305	0.0000	0.1153	0.0176	0.0000	0.0306	0.0722	0.0000	0.0068
	0.0000	0.0339	0.0000	0.0000	0.0389	0.0000	0.0000	0.0176	0.0135	0.0000	0.1808
	0.0000	0.0000	0.0000	0.0110	0.0214	0.0388	0.0937	0.0299	0.0380	0.0316	0.0000
	0.0264	0.0368	0.0601	0.0156	0.0390	0.0305	0.0000	0.1153	0.0176	0.0000	0.0306
	0.0722	0.0000	0.0068	0.0000	0.0339	0.0000	0.0000	0.0389	0.0000	0.0000	0.0176
	0.0135	0.0000	0.1808								
2001	1	7	2	0	1	58	58	25	0.0000	0.0000	0.0000
	0.0000	0.0000	0.0000	0.0000	0.0542	0.0000	0.0000	0.0458	0.0000	0.0000	0.0499
	0.0000	0.0656	0.0124	0.0000	0.0185	0.0000	0.0709	0.0000	0.0000	0.0099	0.0000
	0.0504	0.0171	0.0382	0.0423	0.0000	0.0000	0.0632	0.0767	0.0290	0.0000	0.3558

	0.0000	0.0000	0.0000	0.0000	0.0000	0.0000	0.0000	0.0542	0.0000	0.0000	0.0458
	0.0000	0.0000	0.0499	0.0000	0.0656	0.0124	0.0000	0.0185	0.0000	0.0709	0.0000
	0.0000	0.0099	0.0000	0.0504	0.0171	0.0382	0.0423	0.0000	0.0000	0.0632	0.0767
	0.0290	0.0000	0.3558								
2001	1	7	2	0	1	60	60	20	0.0000	0.0000	0.0000
	0.0000	0.0000	0.0390	0.0287	0.0816	0.0000	0.0000	0.0000	0.0223	0.0000	0.0000
	0.0504	0.0000	0.0000	0.0000	0.0000	0.0000	0.0000	0.0000	0.0000	0.0000	0.0000
	0.0000	0.0361	0.0000	0.0000	0.0000	0.0468	0.0897	0.0000	0.0422	0.0000	0.5632
	0.0000	0.0000	0.0000	0.0000	0.0000	0.0390	0.0287	0.0816	0.0000	0.0000	0.0000
	0.0223	0.0000	0.0000	0.0504	0.0000	0.0000	0.0000	0.0000	0.0000	0.0000	0.0000
	0.0000	0.0000	0.0000	0.0000	0.0361	0.0000	0.0000	0.0000	0.0468	0.0897	0.0000
	0.0422	0.0000	0.5632								
2001	1	7	2	0	1	62	62	7	0.0000	0.0000	0.0000
	0.0000	0.0000	0.0000	0.1170	0.0000	0.0846	0.0000	0.0000	0.0000	0.2030	0.0000
	0.1510	0.0000	0.1194	0.0000	0.0000	0.0000	0.0000	0.0000	0.0000	0.0000	0.1510
	0.0651	0.1091	0.0000	0.0000	0.0000	0.0000	0.0000	0.0000	0.0000	0.0000	0.0000
	0.0000	0.0000	0.0000	0.0000	0.0000	0.0000	0.1170	0.0000	0.0846	0.0000	0.0000
	0.0000	0.2030	0.0000	0.1510	0.0000	0.1194	0.0000	0.0000	0.0000	0.0000	0.0000
	0.0000	0.0000	0.1510	0.0651	0.1091	0.0000	0.0000	0.0000	0.0000	0.0000	0.0000
	0.0000	0.0000	0.0000								
2001	1	7	2	0	1	64	64	5	0.0000	0.0000	0.0000
	0.0000	0.0000	0.0000	0.0000	0.2004	0.0000	0.0000	0.0000	0.0000	0.2425	0.0000
	0.0000	0.0000	0.0000	0.0000	0.0000	0.2466	0.0000	0.0000	0.0000	0.1342	0.0000
	0.0000	0.0000	0.0000	0.0000	0.0000	0.0000	0.0000	0.0000	0.0000	0.0000	0.1764
	0.0000	0.0000	0.0000	0.0000	0.0000	0.0000	0.0000	0.2004	0.0000	0.0000	0.0000
	0.0000	0.2425	0.0000	0.0000	0.0000	0.0000	0.0000	0.0000	0.2466	0.0000	0.0000
	0.0000	0.1342	0.0000	0.0000	0.0000	0.0000	0.0000	0.0000	0.0000	0.0000	0.0000
	0.0000	0.0000	0.1764								
2001	1	7	2	0	1	66	66	4	0.0000	0.0000	0.0000
	0.0000	0.0000	0.0000	0.0000	0.0000	0.0000	0.0000	0.0000	0.0000	0.0000	0.0000
	0.0000	0.0000	0.0000	0.4014	0.0000	0.0000	0.0000	0.0000	0.0000	0.1468	0.0000
	0.0000	0.0000	0.0000	0.0000	0.0000	0.0000	0.2050	0.0000	0.0000	0.0000	0.2467
	0.0000	0.0000	0.0000	0.0000	0.0000	0.0000	0.0000	0.0000	0.0000	0.0000	0.0000
	0.0000	0.0000	0.0000	0.0000	0.0000	0.0000	0.4014	0.0000	0.0000	0.0000	0.0000
	0.0000	0.1468	0.0000	0.0000	0.0000	0.0000	0.0000	0.0000	0.0000	0.2050	0.0000
	0.0000	0.0000	0.2467								
2001	1	7	2	0	1	74	74	1	0.0000	0.0000	0.0000
	0.0000	0.0000	0.0000	0.0000	0.0000	0.0000	0.0000	0.0000	1.0000	0.0000	0.0000
	0.0000	0.0000	0.0000	0.0000	0.0000	0.0000	0.0000	0.0000	0.0000	0.0000	0.0000
	0.0000	0.0000	0.0000	0.0000	0.0000	0.0000	0.0000	0.0000	0.0000	0.0000	0.0000
	0.0000	0.0000	0.0000	0.0000	0.0000	0.0000	0.0000	0.0000	0.0000	0.0000	0.0000
	1.0000	0.0000	0.0000	0.0000	0.0000	0.0000	0.0000	0.0000	0.0000	0.0000	0.0000
	0.0000	0.0000	0.0000	0.0000	0.0000	0.0000	0.0000	0.0000	0.0000	0.0000	0.0000
	0.0000	0.0000	0.0000								
2002	1	7	2	0	1	22	22	1	1.0000	0.0000	0.0000
	0.0000	0.0000	0.0000	0.0000	0.0000	0.0000	0.0000	0.0000	0.0000	0.0000	0.0000
	0.0000	0.0000	0.0000	0.0000	0.0000	0.0000	0.0000	0.0000	0.0000	0.0000	0.0000
	0.0000	0.0000	0.0000	0.0000	0.0000	0.0000	0.0000	0.0000	0.0000	0.0000	0.0000
	1.0000	0.0000	0.0000	0.0000	0.0000	0.0000	0.0000	0.0000	0.0000	0.0000	0.0000
	0.0000	0.0000	0.0000	0.0000	0.0000	0.0000	0.0000	0.0000	0.0000	0.0000	0.0000
	0.0000	0.0000	0.0000	0.0000	0.0000	0.0000	0.0000	0.0000	0.0000	0.0000	0.0000
	0.0000	0.0000	0.0000								
2002	1	7	2	0	1	32	32	1	0.0000	1.0000	0.0000
	0.0000	0.0000	0.0000	0.0000	0.0000	0.0000	0.0000	0.0000	0.0000	0.0000	0.0000
	0.0000	0.0000	0.0000	0.0000	0.0000	0.0000	0.0000	0.0000	0.0000	0.0000	0.0000
	0.0000	0.0000	0.0000	0.0000	0.0000	0.0000	0.0000	0.0000	0.0000	0.0000	0.0000
	0.0000	1.0000	0.0000	0.0000	0.0000	0.0000	0.0000	0.0000	0.0000	0.0000	0.0000
	0.0000	0.0000	0.0000	0.0000	0.0000	0.0000	0.0000	0.0000	0.0000	0.0000	0.0000
	0.0000	0.0000	0.0000	0.0000	0.0000	0.0000	0.0000	0.0000	0.0000	0.0000	0.0000
	0.0000	0.0000	0.0000								
2002	1	7	2	0	1	34	34	1	0.0000	1.0000	0.0000
	0.0000	0.0000	0.0000	0.0000	0.0000	0.0000	0.0000	0.0000	0.0000	0.0000	0.0000
	0.0000	0.0000	0.0000	0.0000	0.0000	0.0000	0.0000	0.0000	0.0000	0.0000	0.0000
	0.0000	0.0000	0.0000	0.0000	0.0000	0.0000	0.0000	0.0000	0.0000	0.0000	0.0000
	0.0000	1.0000	0.0000	0.0000	0.0000	0.0000	0.0000	0.0000	0.0000	0.0000	0.0000
	0.0000	0.0000	0.0000	0.0000	0.0000	0.0000	0.0000	0.0000	0.0000	0.0000	0.0000
	0.0000	0.0000	0.0000	0.0000	0.0000	0.0000	0.0000	0.0000	0.0000	0.0000	0.0000
	0.0000	0.0000	0.0000								
2002	1	7	2	0	1	36	36	3	0.0000	1.0000	0.0000
	0.0000	0.0000	0.0000	0.0000	0.0000	0.0000	0.0000	0.0000	0.0000	0.0000	0.0000

	0.0000	0.0000	0.0000	0.0000	0.0000	0.0000	0.0000	0.0000	0.0000	0.0000	0.0000
	0.0000	0.0000	0.0000	0.0000	0.0000	0.0000	0.0000	0.0000	0.0000	0.0000	0.0000
	0.0000	1.0000	0.0000	0.0000	0.0000	0.0000	0.0000	0.0000	0.0000	0.0000	0.0000
	0.0000	0.0000	0.0000	0.0000	0.0000	0.0000	0.0000	0.0000	0.0000	0.0000	0.0000
	0.0000	0.0000	0.0000	0.0000	0.0000	0.0000	0.0000	0.0000	0.0000	0.0000	0.0000
	0.0000	0.0000	0.0000								
2002	1	7	2	0	1	38	38	10	0.0000	0.6926	0.3074
	0.0000	0.0000	0.0000	0.0000	0.0000	0.0000	0.0000	0.0000	0.0000	0.0000	0.0000
	0.0000	0.0000	0.0000	0.0000	0.0000	0.0000	0.0000	0.0000	0.0000	0.0000	0.0000
	0.0000	0.0000	0.0000	0.0000	0.0000	0.0000	0.0000	0.0000	0.0000	0.0000	0.0000
	0.0000	0.6926	0.3074	0.0000	0.0000	0.0000	0.0000	0.0000	0.0000	0.0000	0.0000
	0.0000	0.0000	0.0000	0.0000	0.0000	0.0000	0.0000	0.0000	0.0000	0.0000	0.0000
	0.0000	0.0000	0.0000	0.0000	0.0000	0.0000	0.0000	0.0000	0.0000	0.0000	0.0000
	0.0000	0.0000	0.0000								
2002	1	7	2	0	1	40	40	12	0.0000	0.5610	0.2460
	0.1773	0.0157	0.0000	0.0000	0.0000	0.0000	0.0000	0.0000	0.0000	0.0000	0.0000
	0.0000	0.0000	0.0000	0.0000	0.0000	0.0000	0.0000	0.0000	0.0000	0.0000	0.0000
	0.0000	0.0000	0.0000	0.0000	0.0000	0.0000	0.0000	0.0000	0.0000	0.0000	0.0000
	0.0000	0.5610	0.2460	0.1773	0.0157	0.0000	0.0000	0.0000	0.0000	0.0000	0.0000
	0.0000	0.0000	0.0000	0.0000	0.0000	0.0000	0.0000	0.0000	0.0000	0.0000	0.0000
	0.0000	0.0000	0.0000	0.0000	0.0000	0.0000	0.0000	0.0000	0.0000	0.0000	0.0000
	0.0000	0.0000	0.0000								
2002	1	7	2	0	1	42	42	23	0.0000	0.1263	0.1272
	0.5391	0.1519	0.0554	0.0000	0.0000	0.0000	0.0000	0.0000	0.0000	0.0000	0.0000
	0.0000	0.0000	0.0000	0.0000	0.0000	0.0000	0.0000	0.0000	0.0000	0.0000	0.0000
	0.0000	0.0000	0.0000	0.0000	0.0000	0.0000	0.0000	0.0000	0.0000	0.0000	0.0000
	0.0000	0.1263	0.1272	0.5391	0.1519	0.0554	0.0000	0.0000	0.0000	0.0000	0.0000
	0.0000	0.0000	0.0000	0.0000	0.0000	0.0000	0.0000	0.0000	0.0000	0.0000	0.0000
	0.0000	0.0000	0.0000	0.0000	0.0000	0.0000	0.0000	0.0000	0.0000	0.0000	0.0000
	0.0000	0.0000	0.0000								
2002	1	7	2	0	1	44	44	43	0.0000	0.0204	0.2009
	0.6173	0.1613	0.0000	0.0000	0.0000	0.0000	0.0000	0.0000	0.0000	0.0000	0.0000
	0.0000	0.0000	0.0000	0.0000	0.0000	0.0000	0.0000	0.0000	0.0000	0.0000	0.0000
	0.0000	0.0000	0.0000	0.0000	0.0000	0.0000	0.0000	0.0000	0.0000	0.0000	0.0000
	0.0000	0.0204	0.2009	0.6173	0.1613	0.0000	0.0000	0.0000	0.0000	0.0000	0.0000
	0.0000	0.0000	0.0000	0.0000	0.0000	0.0000	0.0000	0.0000	0.0000	0.0000	0.0000
	0.0000	0.0000	0.0000	0.0000	0.0000	0.0000	0.0000	0.0000	0.0000	0.0000	0.0000
	0.0000	0.0000	0.0000								
2002	1	7	2	0	1	46	46	45	0.0000	0.0000	0.1409
	0.6364	0.1567	0.0152	0.0000	0.0000	0.0110	0.0000	0.0000	0.0000	0.0000	0.0000
	0.0000	0.0217	0.0181	0.0000	0.0000	0.0000	0.0000	0.0000	0.0000	0.0000	0.0000
	0.0000	0.0000	0.0000	0.0000	0.0000	0.0000	0.0000	0.0000	0.0000	0.0000	0.0000
	0.0000	0.0000	0.1409	0.6364	0.1567	0.0152	0.0000	0.0000	0.0110	0.0000	0.0000
	0.0000	0.0000	0.0000	0.0000	0.0217	0.0181	0.0000	0.0000	0.0000	0.0000	0.0000
	0.0000	0.0000	0.0000	0.0000	0.0000	0.0000	0.0000	0.0000	0.0000	0.0000	0.0000
	0.0000	0.0000	0.0000								
2002	1	7	2	0	1	48	48	52	0.0000	0.0000	0.0280
	0.7159	0.0885	0.0750	0.0182	0.0000	0.0000	0.0103	0.0000	0.0000	0.0124	0.0098
	0.0000	0.0000	0.0000	0.0000	0.0065	0.0000	0.0000	0.0000	0.0000	0.0000	0.0000
	0.0000	0.0000	0.0000	0.0000	0.0000	0.0000	0.0000	0.0000	0.0000	0.0000	0.0355
	0.0000	0.0000	0.0280	0.7159	0.0885	0.0750	0.0182	0.0000	0.0000	0.0103	0.0000
	0.0000	0.0124	0.0098	0.0000	0.0000	0.0000	0.0000	0.0065	0.0000	0.0000	0.0000
	0.0000	0.0000	0.0000	0.0000	0.0000	0.0000	0.0000	0.0000	0.0000	0.0000	0.0000
	0.0000	0.0000	0.0355								
2002	1	7	2	0	1	50	50	51	0.0000	0.0000	0.0000
	0.5001	0.0662	0.0345	0.0313	0.0549	0.0655	0.0327	0.0136	0.0084	0.0000	0.0097
	0.0159	0.0136	0.0126	0.0000	0.0092	0.0168	0.0000	0.0000	0.0125	0.0000	0.0000
	0.0207	0.0000	0.0000	0.0000	0.0000	0.0000	0.0000	0.0000	0.0000	0.0000	0.0818
	0.0000	0.0000	0.0000	0.5001	0.0662	0.0345	0.0313	0.0549	0.0655	0.0327	0.0136
	0.0084	0.0000	0.0097	0.0159	0.0136	0.0126	0.0000	0.0092	0.0168	0.0000	0.0000
	0.0125	0.0000	0.0000	0.0207	0.0000	0.0000	0.0000	0.0000	0.0000	0.0000	0.0000
	0.0000	0.0000	0.0818								
2002	1	7	2	0	1	52	52	58	0.0000	0.0000	0.0000
	0.1439	0.0441	0.0135	0.0661	0.0705	0.0337	0.0119	0.0275	0.0134	0.0164	0.0206
	0.0301	0.0218	0.0119	0.0219	0.0110	0.0133	0.0000	0.0145	0.0296	0.0116	0.0217
	0.0230	0.0219	0.0123	0.0105	0.0105	0.0000	0.0000	0.0102	0.0810	0.0000	0.1817
	0.0000	0.0000	0.0000	0.1439	0.0441	0.0135	0.0661	0.0705	0.0337	0.0119	0.0275
	0.0134	0.0164	0.0206	0.0301	0.0218	0.0119	0.0219	0.0110	0.0133	0.0000	0.0145
	0.0296	0.0116	0.0217	0.0230	0.0219	0.0123	0.0105	0.0105	0.0000	0.0000	0.0102
	0.0810	0.0000	0.1817								

2002	1	7	2	0	1	54	54	63	0.0000	0.0000	0.0000
	0.0287	0.0596	0.0189	0.0294	0.0722	0.0192	0.0328	0.0169	0.0369	0.0122	0.0592
	0.0247	0.0199	0.0142	0.0185	0.0059	0.0387	0.0535	0.0445	0.0101	0.0179	0.0326
	0.0370	0.0185	0.0083	0.0106	0.0000	0.0000	0.0250	0.0000	0.0086	0.0079	0.2177
	0.0000	0.0000	0.0000	0.0287	0.0596	0.0189	0.0294	0.0722	0.0192	0.0328	0.0169
	0.0369	0.0122	0.0592	0.0247	0.0199	0.0142	0.0185	0.0059	0.0387	0.0535	0.0445
	0.0101	0.0179	0.0326	0.0370	0.0185	0.0083	0.0106	0.0000	0.0000	0.0250	0.0000
	0.0086	0.0079	0.2177								
2002	1	7	2	0	1	56	56	58	0.0000	0.0000	0.0000
	0.0000	0.0474	0.0118	0.0431	0.0680	0.0433	0.0272	0.0062	0.0000	0.0200	0.0293
	0.0299	0.0184	0.0197	0.0155	0.0122	0.0554	0.0000	0.0089	0.0049	0.0140	0.0230
	0.0487	0.0362	0.0000	0.0056	0.0108	0.0328	0.0329	0.0233	0.0070	0.0287	0.2758
	0.0000	0.0000	0.0000	0.0000	0.0474	0.0118	0.0431	0.0680	0.0433	0.0272	0.0062
	0.0000	0.0200	0.0293	0.0299	0.0184	0.0197	0.0155	0.0122	0.0554	0.0000	0.0089
	0.0049	0.0140	0.0230	0.0487	0.0362	0.0000	0.0056	0.0108	0.0328	0.0329	0.0233
	0.0070	0.0287	0.2758								
2002	1	7	2	0	1	58	58	47	0.0000	0.0000	0.0000
	0.0000	0.0000	0.0130	0.0395	0.0428	0.0170	0.0224	0.0166	0.0619	0.0318	0.0000
	0.0478	0.0000	0.0000	0.0197	0.0393	0.0000	0.0471	0.0101	0.0094	0.0213	0.0260
	0.0166	0.0313	0.0117	0.0291	0.0069	0.0000	0.0000	0.0000	0.0000	0.0366	0.4020
	0.0000	0.0000	0.0000	0.0000	0.0000	0.0130	0.0395	0.0428	0.0170	0.0224	0.0166
	0.0619	0.0318	0.0000	0.0478	0.0000	0.0000	0.0197	0.0393	0.0000	0.0471	0.0101
	0.0094	0.0213	0.0260	0.0166	0.0313	0.0117	0.0291	0.0069	0.0000	0.0000	0.0000
	0.0000	0.0366	0.4020								
2002	1	7	2	0	1	60	60	28	0.0000	0.0000	0.0000
	0.0000	0.0000	0.0000	0.0210	0.0934	0.0732	0.0000	0.0000	0.0000	0.0470	0.0000
	0.0000	0.0611	0.0172	0.0324	0.0212	0.0332	0.0000	0.0514	0.0307	0.0000	0.0300
	0.0919	0.0214	0.0000	0.0307	0.0000	0.0000	0.0000	0.0000	0.0000	0.0281	0.3160
	0.0000	0.0000	0.0000	0.0000	0.0000	0.0000	0.0210	0.0934	0.0732	0.0000	0.0000
	0.0000	0.0470	0.0000	0.0000	0.0611	0.0172	0.0324	0.0212	0.0332	0.0000	0.0514
	0.0307	0.0000	0.0300	0.0919	0.0214	0.0000	0.0307	0.0000	0.0000	0.0000	0.0000
	0.0000	0.0281	0.3160								
2002	1	7	2	0	1	62	62	15	0.0000	0.0000	0.0000
	0.0000	0.0000	0.0000	0.0000	0.0249	0.0000	0.0682	0.0000	0.1039	0.0341	0.0000
	0.0000	0.1194	0.0656	0.0000	0.0000	0.0000	0.0000	0.0308	0.0000	0.0698	0.0000
	0.0532	0.0290	0.0000	0.0000	0.0000	0.0550	0.0496	0.0000	0.0000	0.0000	0.2965
	0.0000	0.0000	0.0000	0.0000	0.0000	0.0000	0.0000	0.0249	0.0000	0.0682	0.0000
	0.1039	0.0341	0.0000	0.0000	0.1194	0.0656	0.0000	0.0000	0.0000	0.0000	0.0308
	0.0000	0.0698	0.0000	0.0532	0.0290	0.0000	0.0000	0.0000	0.0550	0.0496	0.0000
	0.0000	0.0000	0.2965								
2002	1	7	2	0	1	64	64	13	0.0000	0.0000	0.0000
	0.0000	0.0000	0.0000	0.0000	0.0368	0.0000	0.0000	0.0000	0.0971	0.0000	0.0000
	0.0000	0.0000	0.1656	0.0000	0.0000	0.0000	0.0000	0.0859	0.0430	0.0000	0.0568
	0.0000	0.0000	0.0000	0.0893	0.1226	0.0000	0.0000	0.0000	0.0000	0.0748	0.2281
	0.0000	0.0000	0.0000	0.0000	0.0000	0.0000	0.0000	0.0368	0.0000	0.0000	0.0000
	0.0971	0.0000	0.0000	0.0000	0.0000	0.1656	0.0000	0.0000	0.0000	0.0000	0.0859
	0.0430	0.0000	0.0568	0.0000	0.0000	0.0000	0.0893	0.1226	0.0000	0.0000	0.0000
	0.0000	0.0748	0.2281								
2002	1	7	2	0	1	66	66	8	0.0000	0.0000	0.0000
	0.0000	0.0000	0.0000	0.0000	0.0000	0.0000	0.0000	0.0000	0.0000	0.0908	0.0000
	0.0000	0.0756	0.0000	0.0000	0.0000	0.0000	0.0000	0.0785	0.0000	0.0000	0.0000
	0.0000	0.0000	0.0000	0.0000	0.0000	0.0000	0.0000	0.1456	0.0000	0.0000	0.6095
	0.0000	0.0000	0.0000	0.0000	0.0000	0.0000	0.0000	0.0000	0.0000	0.0000	0.0000
	0.0000	0.0908	0.0000	0.0000	0.0756	0.0000	0.0000	0.0000	0.0000	0.0000	0.0785
	0.0000	0.0000	0.0000	0.0000	0.0000	0.0000	0.0000	0.0000	0.0000	0.0000	0.1456
	0.0000	0.0000	0.6095								
2002	1	7	2	0	1	68	68	6	0.0000	0.0000	0.0000
	0.0000	0.0000	0.0000	0.0000	0.0000	0.0000	0.0000	0.0000	0.0000	0.0716	0.0000
	0.0000	0.0000	0.0000	0.0000	0.0642	0.0000	0.0000	0.0000	0.0000	0.0000	0.0000
	0.0000	0.0000	0.0000	0.2139	0.0000	0.0000	0.0000	0.0000	0.1418	0.0000	0.5085
	0.0000	0.0000	0.0000	0.0000	0.0000	0.0000	0.0000	0.0000	0.0000	0.0000	0.0000
	0.0000	0.0716	0.0000	0.0000	0.0000	0.0000	0.0000	0.0642	0.0000	0.0000	0.0000
	0.0000	0.0000	0.0000	0.0000	0.0000	0.0000	0.2139	0.0000	0.0000	0.0000	0.0000
	0.1418	0.0000	0.5085								
2002	1	7	2	0	1	70	70	2	0.0000	0.0000	0.0000
	0.0000	0.0000	0.0000	0.0000	0.0000	0.0000	0.0000	0.5531	0.0000	0.0000	0.0000
	0.0000	0.0000	0.0000	0.4469	0.0000	0.0000	0.0000	0.0000	0.0000	0.0000	0.0000
	0.0000	0.0000	0.0000	0.0000	0.0000	0.0000	0.0000	0.0000	0.0000	0.0000	0.0000
	0.0000	0.0000	0.0000	0.0000	0.0000	0.0000	0.0000	0.0000	0.0000	0.0000	0.5531
	0.0000	0.0000	0.0000	0.0000	0.0000	0.0000	0.4469	0.0000	0.0000	0.0000	0.0000

```
        0.0000  0.0000  0.0000  0.0000  0.0000  0.0000  0.0000  0.0000  0.0000  0.0000  0.0000
        0.0000  0.0000  0.0000
# NWSLP Females updated for 2011 (N=118)
1998    1       7       1       0       1       42      42      4       0.0000  0.2018  0.0000
        0.4273  0.3710  0.0000  0.0000  0.0000  0.0000  0.0000  0.0000  0.0000  0.0000  0.0000
        0.0000  0.0000  0.0000  0.0000  0.0000  0.0000  0.0000  0.0000  0.0000  0.0000  0.0000
        0.0000  0.0000  0.0000  0.0000  0.0000  0.0000  0.0000  0.0000  0.0000  0.0000  0.0000
        0.0000  0.2018  0.0000  0.4273  0.3710  0.0000  0.0000  0.0000  0.0000  0.0000  0.0000
        0.0000  0.0000  0.0000  0.0000  0.0000  0.0000  0.0000  0.0000  0.0000  0.0000  0.0000
        0.0000  0.0000  0.0000  0.0000  0.0000  0.0000  0.0000  0.0000  0.0000  0.0000  0.0000
        0.0000  0.0000  0.0000
1998    1       7       1       0       1       44      44      4       0.0000  0.0000  0.1487
        0.0000  0.7867  0.0000  0.0000  0.0000  0.0000  0.0000  0.0000  0.0000  0.0000  0.0000
        0.0000  0.0000  0.0000  0.0000  0.0000  0.0000  0.0000  0.0000  0.0647  0.0000  0.0000
        0.0000  0.0000  0.0000  0.0000  0.0000  0.0000  0.0000  0.0000  0.0000  0.0000  0.0000
        0.0000  0.0000  0.1487  0.0000  0.7867  0.0000  0.0000  0.0000  0.0000  0.0000  0.0000
        0.0000  0.0000  0.0000  0.0000  0.0000  0.0000  0.0000  0.0000  0.0000  0.0000  0.0000
        0.0647  0.0000  0.0000  0.0000  0.0000  0.0000  0.0000  0.0000  0.0000  0.0000  0.0000
        0.0000  0.0000  0.0000
1998    1       7       1       0       1       46      46      11      0.0000  0.0000  0.2318
        0.4920  0.2762  0.0000  0.0000  0.0000  0.0000  0.0000  0.0000  0.0000  0.0000  0.0000
        0.0000  0.0000  0.0000  0.0000  0.0000  0.0000  0.0000  0.0000  0.0000  0.0000  0.0000
        0.0000  0.0000  0.0000  0.0000  0.0000  0.0000  0.0000  0.0000  0.0000  0.0000  0.0000
        0.0000  0.0000  0.2318  0.4920  0.2762  0.0000  0.0000  0.0000  0.0000  0.0000  0.0000
        0.0000  0.0000  0.0000  0.0000  0.0000  0.0000  0.0000  0.0000  0.0000  0.0000  0.0000
        0.0000  0.0000  0.0000  0.0000  0.0000  0.0000  0.0000  0.0000  0.0000  0.0000  0.0000
        0.0000  0.0000  0.0000
1998    1       7       1       0       1       48      48      10      0.0000  0.0000  0.0000
        0.4718  0.3750  0.0770  0.0762  0.0000  0.0000  0.0000  0.0000  0.0000  0.0000  0.0000
        0.0000  0.0000  0.0000  0.0000  0.0000  0.0000  0.0000  0.0000  0.0000  0.0000  0.0000
        0.0000  0.0000  0.0000  0.0000  0.0000  0.0000  0.0000  0.0000  0.0000  0.0000  0.0000
        0.0000  0.0000  0.0000  0.4718  0.3750  0.0770  0.0762  0.0000  0.0000  0.0000  0.0000
        0.0000  0.0000  0.0000  0.0000  0.0000  0.0000  0.0000  0.0000  0.0000  0.0000  0.0000
        0.0000  0.0000  0.0000  0.0000  0.0000  0.0000  0.0000  0.0000  0.0000  0.0000  0.0000
        0.0000  0.0000  0.0000
1998    1       7       1       0       1       50      50      16      0.0000  0.0000  0.0000
        0.4479  0.4013  0.0394  0.0461  0.0385  0.0268  0.0000  0.0000  0.0000  0.0000  0.0000
        0.0000  0.0000  0.0000  0.0000  0.0000  0.0000  0.0000  0.0000  0.0000  0.0000  0.0000
        0.0000  0.0000  0.0000  0.0000  0.0000  0.0000  0.0000  0.0000  0.0000  0.0000  0.0000
        0.0000  0.0000  0.0000  0.4479  0.4013  0.0394  0.0461  0.0385  0.0268  0.0000  0.0000
        0.0000  0.0000  0.0000  0.0000  0.0000  0.0000  0.0000  0.0000  0.0000  0.0000  0.0000
        0.0000  0.0000  0.0000  0.0000  0.0000  0.0000  0.0000  0.0000  0.0000  0.0000  0.0000
        0.0000  0.0000  0.0000
1998    1       7       1       0       1       52      52      24      0.0000  0.0000  0.0000
        0.4586  0.0656  0.0941  0.0320  0.0000  0.0000  0.0266  0.0226  0.0000  0.0927  0.0379
        0.0693  0.0404  0.0263  0.0000  0.0000  0.0000  0.0000  0.0000  0.0000  0.0000  0.0000
        0.0000  0.0000  0.0000  0.0000  0.0000  0.0000  0.0000  0.0000  0.0000  0.0000  0.0339
        0.0000  0.0000  0.0000  0.4586  0.0656  0.0941  0.0320  0.0000  0.0000  0.0266  0.0226
        0.0000  0.0927  0.0379  0.0693  0.0404  0.0263  0.0000  0.0000  0.0000  0.0000  0.0000
        0.0000  0.0000  0.0000  0.0000  0.0000  0.0000  0.0000  0.0000  0.0000  0.0000  0.0000
        0.0000  0.0000  0.0339
1998    1       7       1       0       1       54      54      23      0.0000  0.0000  0.0000
        0.3187  0.0382  0.0849  0.0000  0.0399  0.0939  0.0512  0.0749  0.0000  0.0272  0.1093
        0.0000  0.0226  0.0000  0.0000  0.0185  0.0000  0.0000  0.0000  0.0000  0.0000  0.0221
        0.0000  0.0000  0.0000  0.0512  0.0000  0.0254  0.0000  0.0000  0.0000  0.0000  0.0221
        0.0000  0.0000  0.0000  0.3187  0.0382  0.0849  0.0000  0.0399  0.0939  0.0512  0.0749
        0.0000  0.0272  0.1093  0.0000  0.0226  0.0000  0.0000  0.0185  0.0000  0.0000  0.0000
        0.0000  0.0000  0.0221  0.0000  0.0000  0.0000  0.0512  0.0000  0.0254  0.0000  0.0000
        0.0000  0.0000  0.0221
1998    1       7       1       0       1       56      56      21      0.0000  0.0000  0.0271
        0.1146  0.0575  0.0877  0.0000  0.0000  0.0000  0.0427  0.1546  0.0233  0.1831  0.0517
        0.0000  0.0000  0.0000  0.0198  0.0000  0.0000  0.0430  0.0000  0.0000  0.0000  0.0000
        0.0000  0.0259  0.0000  0.0000  0.1320  0.0000  0.0000  0.0000  0.0000  0.0188  0.0184
        0.0000  0.0000  0.0271  0.1146  0.0575  0.0877  0.0000  0.0000  0.0000  0.0427  0.1546
        0.0233  0.1831  0.0517  0.0000  0.0000  0.0000  0.0198  0.0000  0.0000  0.0430  0.0000
        0.0000  0.0000  0.0000  0.0000  0.0259  0.0000  0.0000  0.1320  0.0000  0.0000  0.0000
        0.0000  0.0188  0.0184
1998    1       7       1       0       1       58      58      20      0.0000  0.0000  0.0000
        0.0468  0.0726  0.0361  0.0740  0.0694  0.0000  0.0000  0.0379  0.0219  0.0000  0.0000
        0.0000  0.0000  0.0518  0.0233  0.0000  0.0000  0.0000  0.0584  0.0000  0.0255  0.1254
```

	0.0314	0.0411	0.0545	0.0000	0.0000	0.0000	0.0000	0.0000	0.0190	0.0000	0.2111
	0.0000	0.0000	0.0000	0.0468	0.0726	0.0361	0.0740	0.0694	0.0000	0.0000	0.0379
	0.0219	0.0000	0.0000	0.0000	0.0000	0.0518	0.0233	0.0000	0.0000	0.0000	0.0584
	0.0000	0.0255	0.1254	0.0314	0.0411	0.0545	0.0000	0.0000	0.0000	0.0000	0.0000
	0.0190	0.0000	0.2111								
1998	1	7	1	0	1	60	60	19	0.0000	0.0000	0.0000
	0.0223	0.0646	0.0000	0.0000	0.0000	0.0000	0.0437	0.0000	0.0247	0.1129	0.0199
	0.0000	0.0000	0.1715	0.0000	0.0315	0.0000	0.0000	0.1504	0.0000	0.0000	0.0000
	0.0000	0.0453	0.0000	0.0000	0.0282	0.0453	0.0000	0.0000	0.0000	0.0360	0.2037
	0.0000	0.0000	0.0000	0.0223	0.0646	0.0000	0.0000	0.0000	0.0000	0.0437	0.0000
	0.0247	0.1129	0.0199	0.0000	0.0000	0.1715	0.0000	0.0315	0.0000	0.0000	0.1504
	0.0000	0.0000	0.0000	0.0000	0.0453	0.0000	0.0000	0.0282	0.0453	0.0000	0.0000
	0.0000	0.0360	0.2037								
1998	1	7	1	0	1	62	62	17	0.0000	0.0000	0.0000
	0.0588	0.0524	0.1141	0.0000	0.1129	0.0000	0.0000	0.0000	0.0000	0.0000	0.0383
	0.1100	0.0000	0.0497	0.0000	0.0514	0.0000	0.0000	0.0000	0.0000	0.0000	0.0000
	0.0471	0.0226	0.0000	0.0000	0.0000	0.0000	0.0000	0.0383	0.1538	0.0573	0.0931
	0.0000	0.0000	0.0000	0.0588	0.0524	0.1141	0.0000	0.1129	0.0000	0.0000	0.0000
	0.0000	0.0000	0.0383	0.1100	0.0000	0.0497	0.0000	0.0514	0.0000	0.0000	0.0000
	0.0000	0.0000	0.0000	0.0471	0.0226	0.0000	0.0000	0.0000	0.0000	0.0000	0.0383
	0.1538	0.0573	0.0931								
1998	1	7	1	0	1	64	64	16	0.0000	0.0000	0.0000
	0.0000	0.0000	0.0000	0.0345	0.0000	0.0911	0.0568	0.1115	0.1016	0.0448	0.0557
	0.0000	0.0000	0.0395	0.0448	0.0000	0.1346	0.0000	0.0000	0.0000	0.0000	0.0814
	0.0437	0.0437	0.0000	0.0000	0.0000	0.0000	0.0702	0.0000	0.0000	0.0000	0.0461
	0.0000	0.0000	0.0000	0.0000	0.0000	0.0000	0.0345	0.0000	0.0911	0.0568	0.1115
	0.1016	0.0448	0.0557	0.0000	0.0000	0.0395	0.0448	0.0000	0.1346	0.0000	0.0000
	0.0000	0.0000	0.0814	0.0437	0.0437	0.0000	0.0000	0.0000	0.0000	0.0702	0.0000
	0.0000	0.0000	0.0461								
1998	1	7	1	0	1	66	66	9	0.0000	0.0000	0.0000
	0.0000	0.0000	0.0000	0.0000	0.0000	0.1118	0.0000	0.0000	0.0000	0.0000	0.0000
	0.0000	0.0920	0.0000	0.0000	0.0000	0.0860	0.0745	0.0000	0.0000	0.0000	0.0000
	0.1126	0.0000	0.1039	0.0000	0.0000	0.0000	0.0845	0.0525	0.0000	0.0000	0.2823
	0.0000	0.0000	0.0000	0.0000	0.0000	0.0000	0.0000	0.0000	0.1118	0.0000	0.0000
	0.0000	0.0000	0.0000	0.0000	0.0920	0.0000	0.0000	0.0000	0.0860	0.0745	0.0000
	0.0000	0.0000	0.0000	0.1126	0.0000	0.1039	0.0000	0.0000	0.0000	0.0845	0.0525
	0.0000	0.0000	0.2823								
1998	1	7	1	0	1	68	68	9	0.0000	0.0000	0.0000
	0.0000	0.0000	0.0000	0.0000	0.0000	0.2983	0.0912	0.1264	0.0000	0.0922	0.0000
	0.0000	0.0000	0.0000	0.0693	0.0000	0.0000	0.0562	0.0000	0.0000	0.0000	0.0000
	0.0000	0.0000	0.0000	0.0000	0.0000	0.0000	0.0000	0.0000	0.1236	0.0000	0.1428
	0.0000	0.0000	0.0000	0.0000	0.0000	0.0000	0.0000	0.0000	0.2983	0.0912	0.1264
	0.0000	0.0922	0.0000	0.0000	0.0000	0.0000	0.0693	0.0000	0.0000	0.0562	0.0000
	0.0000	0.0000	0.0000	0.0000	0.0000	0.0000	0.0000	0.0000	0.0000	0.0000	0.0000
	0.1236	0.0000	0.1428								
1998	1	7	1	0	1	70	70	5	0.0000	0.0000	0.0000
	0.0000	0.0000	0.0000	0.1990	0.3487	0.0000	0.0000	0.0000	0.0000	0.0000	0.0000
	0.0000	0.0000	0.0000	0.0000	0.0000	0.0000	0.0000	0.0000	0.0000	0.0000	0.0000
	0.0000	0.0000	0.0000	0.0000	0.1426	0.0000	0.0000	0.0000	0.0000	0.0000	0.3098
	0.0000	0.0000	0.0000	0.0000	0.0000	0.0000	0.1990	0.3487	0.0000	0.0000	0.0000
	0.0000	0.0000	0.0000	0.0000	0.0000	0.0000	0.0000	0.0000	0.0000	0.0000	0.0000
	0.0000	0.0000	0.0000	0.0000	0.0000	0.0000	0.0000	0.1426	0.0000	0.0000	0.0000
	0.0000	0.0000	0.3098								
1998	1	7	1	0	1	72	72	7	0.0000	0.0000	0.0000
	0.0000	0.0000	0.0000	0.0000	0.0000	0.2628	0.0000	0.1988	0.0000	0.0000	0.0000
	0.0000	0.0973	0.1474	0.0000	0.0000	0.0000	0.0916	0.0000	0.0000	0.0000	0.0000
	0.0000	0.0000	0.0000	0.0000	0.0000	0.0000	0.2020	0.0000	0.0000	0.0000	0.0000
	0.0000	0.0000	0.0000	0.0000	0.0000	0.0000	0.0000	0.0000	0.2628	0.0000	0.1988
	0.0000	0.0000	0.0000	0.0000	0.0973	0.1474	0.0000	0.0000	0.0000	0.0916	0.0000
	0.0000	0.0000	0.0000	0.0000	0.0000	0.0000	0.0000	0.0000	0.0000	0.2020	0.0000
	0.0000	0.0000	0.0000								
1998	1	7	1	0	1	74	74	3	0.0000	0.0000	0.0000
	0.0000	0.0000	0.0000	0.0000	0.4932	0.0000	0.0000	0.2575	0.0000	0.0000	0.2493
	0.0000	0.0000	0.0000	0.0000	0.0000	0.0000	0.0000	0.0000	0.0000	0.0000	0.0000
	0.0000	0.0000	0.0000	0.0000	0.0000	0.0000	0.0000	0.0000	0.0000	0.0000	0.0000
	0.0000	0.0000	0.0000	0.0000	0.0000	0.0000	0.0000	0.4932	0.0000	0.0000	0.2575
	0.0000	0.0000	0.2493	0.0000	0.0000	0.0000	0.0000	0.0000	0.0000	0.0000	0.0000
	0.0000	0.0000	0.0000	0.0000	0.0000	0.0000	0.0000	0.0000	0.0000	0.0000	0.0000
	0.0000	0.0000	0.0000								

1998	1	7	1	0	1	76	76	6	0.0000	0.0000	0.0000
	0.0000	0.0000	0.0000	0.0000	0.0000	0.0000	0.3568	0.0000	0.0000	0.3013	0.0000
	0.0000	0.0000	0.0000	0.0000	0.0000	0.0864	0.0000	0.0000	0.1691	0.0000	0.0000
	0.0000	0.0000	0.0000	0.0000	0.0864	0.0000	0.0000	0.0000	0.0000	0.0000	0.0000
	0.0000	0.0000	0.0000	0.0000	0.0000	0.0000	0.0000	0.0000	0.0000	0.3568	0.0000
	0.0000	0.3013	0.0000	0.0000	0.0000	0.0000	0.0000	0.0000	0.0864	0.0000	0.0000
	0.1691	0.0000	0.0000	0.0000	0.0000	0.0000	0.0000	0.0864	0.0000	0.0000	0.0000
	0.0000	0.0000	0.0000								
1998	1	7	1	0	1	78	78	1	0.0000	0.0000	0.0000
	0.0000	0.0000	0.0000	0.0000	0.0000	0.0000	0.0000	0.0000	0.0000	0.0000	0.0000
	0.0000	0.0000	0.0000	0.0000	0.0000	0.0000	0.0000	0.0000	1.0000	0.0000	0.0000
	0.0000	0.0000	0.0000	0.0000	0.0000	0.0000	0.0000	0.0000	0.0000	0.0000	0.0000
	0.0000	0.0000	0.0000	0.0000	0.0000	0.0000	0.0000	0.0000	0.0000	0.0000	0.0000
	0.0000	0.0000	0.0000	0.0000	0.0000	0.0000	0.0000	0.0000	0.0000	0.0000	0.0000
	1.0000	0.0000	0.0000	0.0000	0.0000	0.0000	0.0000	0.0000	0.0000	0.0000	0.0000
	0.0000	0.0000	0.0000								
1998	1	7	1	0	1	82	82	2	0.0000	0.0000	0.0000
	0.0000	0.0000	0.0000	0.0000	0.0000	0.5865	0.0000	0.0000	0.0000	0.0000	0.0000
	0.0000	0.0000	0.0000	0.0000	0.0000	0.0000	0.0000	0.0000	0.4135	0.0000	0.0000
	0.0000	0.0000	0.0000	0.0000	0.0000	0.0000	0.0000	0.0000	0.0000	0.0000	0.0000
	0.0000	0.0000	0.0000	0.0000	0.0000	0.0000	0.0000	0.0000	0.5865	0.0000	0.0000
	0.0000	0.0000	0.0000	0.0000	0.0000	0.0000	0.0000	0.0000	0.0000	0.0000	0.0000
	0.4135	0.0000	0.0000	0.0000	0.0000	0.0000	0.0000	0.0000	0.0000	0.0000	0.0000
	0.0000	0.0000	0.0000								
1999	1	7	1	0	1	40	40	1	0.0000	0.0000	0.0000
	1.0000	0.0000	0.0000	0.0000	0.0000	0.0000	0.0000	0.0000	0.0000	0.0000	0.0000
	0.0000	0.0000	0.0000	0.0000	0.0000	0.0000	0.0000	0.0000	0.0000	0.0000	0.0000
	0.0000	0.0000	0.0000	0.0000	0.0000	0.0000	0.0000	0.0000	0.0000	0.0000	0.0000
	0.0000	0.0000	0.0000	1.0000	0.0000	0.0000	0.0000	0.0000	0.0000	0.0000	0.0000
	0.0000	0.0000	0.0000	0.0000	0.0000	0.0000	0.0000	0.0000	0.0000	0.0000	0.0000
	0.0000	0.0000	0.0000	0.0000	0.0000	0.0000	0.0000	0.0000	0.0000	0.0000	0.0000
	0.0000	0.0000	0.0000								
1999	1	7	1	0	1	42	42	1	0.0000	0.0000	1.0000
	0.0000	0.0000	0.0000	0.0000	0.0000	0.0000	0.0000	0.0000	0.0000	0.0000	0.0000
	0.0000	0.0000	0.0000	0.0000	0.0000	0.0000	0.0000	0.0000	0.0000	0.0000	0.0000
	0.0000	0.0000	0.0000	0.0000	0.0000	0.0000	0.0000	0.0000	0.0000	0.0000	0.0000
	0.0000	0.0000	1.0000	0.0000	0.0000	0.0000	0.0000	0.0000	0.0000	0.0000	0.0000
	0.0000	0.0000	0.0000	0.0000	0.0000	0.0000	0.0000	0.0000	0.0000	0.0000	0.0000
	0.0000	0.0000	0.0000	0.0000	0.0000	0.0000	0.0000	0.0000	0.0000	0.0000	0.0000
	0.0000	0.0000	0.0000								
1999	1	7	1	0	1	46	46	3	0.0000	0.0000	0.2803
	0.0000	0.7197	0.0000	0.0000	0.0000	0.0000	0.0000	0.0000	0.0000	0.0000	0.0000
	0.0000	0.0000	0.0000	0.0000	0.0000	0.0000	0.0000	0.0000	0.0000	0.0000	0.0000
	0.0000	0.0000	0.0000	0.0000	0.0000	0.0000	0.0000	0.0000	0.0000	0.0000	0.0000
	0.0000	0.0000	0.2803	0.0000	0.7197	0.0000	0.0000	0.0000	0.0000	0.0000	0.0000
	0.0000	0.0000	0.0000	0.0000	0.0000	0.0000	0.0000	0.0000	0.0000	0.0000	0.0000
	0.0000	0.0000	0.0000	0.0000	0.0000	0.0000	0.0000	0.0000	0.0000	0.0000	0.0000
	0.0000	0.0000	0.0000								
1999	1	7	1	0	1	48	48	2	0.0000	0.0000	0.0000
	0.4583	0.5417	0.0000	0.0000	0.0000	0.0000	0.0000	0.0000	0.0000	0.0000	0.0000
	0.0000	0.0000	0.0000	0.0000	0.0000	0.0000	0.0000	0.0000	0.0000	0.0000	0.0000
	0.0000	0.0000	0.0000	0.0000	0.0000	0.0000	0.0000	0.0000	0.0000	0.0000	0.0000
	0.0000	0.0000	0.0000	0.4583	0.5417	0.0000	0.0000	0.0000	0.0000	0.0000	0.0000
	0.0000	0.0000	0.0000	0.0000	0.0000	0.0000	0.0000	0.0000	0.0000	0.0000	0.0000
	0.0000	0.0000	0.0000	0.0000	0.0000	0.0000	0.0000	0.0000	0.0000	0.0000	0.0000
	0.0000	0.0000	0.0000								
1999	1	7	1	0	1	50	50	8	0.0000	0.0000	0.2297
	0.0824	0.1682	0.1207	0.0000	0.0000	0.0000	0.0000	0.0000	0.0000	0.0000	0.0000
	0.0000	0.0000	0.0000	0.3571	0.0000	0.0000	0.0000	0.0000	0.0000	0.0000	0.0000
	0.0000	0.0000	0.0000	0.0000	0.0000	0.0000	0.0000	0.0000	0.0000	0.0000	0.0419
	0.0000	0.0000	0.2297	0.0824	0.1682	0.1207	0.0000	0.0000	0.0000	0.0000	0.0000
	0.0000	0.0000	0.0000	0.0000	0.0000	0.0000	0.3571	0.0000	0.0000	0.0000	0.0000
	0.0000	0.0000	0.0000	0.0000	0.0000	0.0000	0.0000	0.0000	0.0000	0.0000	0.0000
	0.0000	0.0000	0.0419								
1999	1	7	1	0	1	52	52	17	0.0000	0.0000	0.0000
	0.0960	0.2724	0.0000	0.2121	0.1762	0.0652	0.0621	0.0000	0.0000	0.0000	0.0000
	0.0000	0.0345	0.0000	0.0000	0.0280	0.0000	0.0000	0.0000	0.0000	0.0000	0.0000
	0.0000	0.0000	0.0000	0.0000	0.0000	0.0000	0.0000	0.0000	0.0000	0.0000	0.0535
	0.0000	0.0000	0.0000	0.0960	0.2724	0.0000	0.2121	0.1762	0.0652	0.0621	0.0000
	0.0000	0.0000	0.0000	0.0000	0.0345	0.0000	0.0000	0.0280	0.0000	0.0000	0.0000

	0.0000	0.0000	0.0000	0.0000	0.0000	0.0000	0.0000	0.0000	0.0000	0.0000	0.0000
	0.0000	0.0000	0.0535								
1999	1	7	1	0	1	54	54	15	0.0000	0.0000	0.0640
	0.0000	0.1241	0.2571	0.0550	0.0000	0.1128	0.0640	0.0821	0.0000	0.0512	0.0000
	0.1387	0.0000	0.0000	0.0000	0.0000	0.0205	0.0000	0.0000	0.0000	0.0000	0.0000
	0.0000	0.0000	0.0000	0.0000	0.0000	0.0304	0.0000	0.0000	0.0000	0.0000	0.0000
	0.0000	0.0000	0.0640	0.0000	0.1241	0.2571	0.0550	0.0000	0.1128	0.0640	0.0821
	0.0000	0.0512	0.0000	0.1387	0.0000	0.0000	0.0000	0.0000	0.0205	0.0000	0.0000
	0.0000	0.0000	0.0000	0.0000	0.0000	0.0000	0.0000	0.0000	0.0304	0.0000	0.0000
	0.0000	0.0000	0.0000								
1999	1	7	1	0	1	56	56	27	0.0000	0.0000	0.0000
	0.0000	0.1391	0.2046	0.0524	0.1367	0.0000	0.0000	0.0319	0.0549	0.0081	0.0243
	0.0000	0.0343	0.0424	0.0000	0.0000	0.0091	0.0000	0.1067	0.0181	0.0000	0.0000
	0.0000	0.0000	0.0181	0.0000	0.0000	0.0000	0.0000	0.0391	0.0000	0.0347	0.0455
	0.0000	0.0000	0.0000	0.0000	0.1391	0.2046	0.0524	0.1367	0.0000	0.0000	0.0319
	0.0549	0.0081	0.0243	0.0000	0.0343	0.0424	0.0000	0.0000	0.0091	0.0000	0.1067
	0.0181	0.0000	0.0000	0.0000	0.0000	0.0181	0.0000	0.0000	0.0000	0.0000	0.0391
	0.0000	0.0347	0.0455								
1999	1	7	1	0	1	58	58	20	0.0000	0.0000	0.0000
	0.0613	0.0656	0.0644	0.0000	0.2034	0.0000	0.0000	0.0000	0.0138	0.1062	0.0000
	0.0770	0.0365	0.0000	0.0442	0.0000	0.0000	0.0000	0.0000	0.0283	0.0000	0.0983
	0.0000	0.0000	0.0000	0.0000	0.0000	0.0000	0.0000	0.0000	0.0983	0.0000	0.1028
	0.0000	0.0000	0.0000	0.0613	0.0656	0.0644	0.0000	0.2034	0.0000	0.0000	0.0000
	0.0138	0.1062	0.0000	0.0770	0.0365	0.0000	0.0442	0.0000	0.0000	0.0000	0.0000
	0.0283	0.0000	0.0983	0.0000	0.0000	0.0000	0.0000	0.0000	0.0000	0.0000	0.0000
	0.0983	0.0000	0.1028								
1999	1	7	1	0	1	60	60	22	0.0000	0.0000	0.0000
	0.0000	0.0843	0.3097	0.0000	0.0000	0.0000	0.0494	0.0446	0.0253	0.0276	0.0874
	0.0419	0.0000	0.0275	0.0000	0.0293	0.0000	0.0127	0.0293	0.0000	0.0192	0.0000
	0.0000	0.0000	0.0874	0.0000	0.0000	0.0000	0.0419	0.0280	0.0000	0.0000	0.0544
	0.0000	0.0000	0.0000	0.0000	0.0843	0.3097	0.0000	0.0000	0.0000	0.0494	0.0446
	0.0253	0.0276	0.0874	0.0419	0.0000	0.0275	0.0000	0.0293	0.0000	0.0127	0.0293
	0.0000	0.0192	0.0000	0.0000	0.0000	0.0874	0.0000	0.0000	0.0000	0.0419	0.0280
	0.0000	0.0000	0.0544								
1999	1	7	1	0	1	62	62	16	0.0000	0.0000	0.0000
	0.0000	0.0217	0.1916	0.0000	0.0278	0.0000	0.0000	0.0000	0.1496	0.0000	0.0000
	0.0000	0.0000	0.0000	0.0000	0.0000	0.0792	0.0000	0.0949	0.0000	0.0572	0.0000
	0.0000	0.0000	0.0000	0.0734	0.0000	0.0000	0.0000	0.0552	0.0000	0.0000	0.2494
	0.0000	0.0000	0.0000	0.0000	0.0217	0.1916	0.0000	0.0278	0.0000	0.0000	0.0000
	0.1496	0.0000	0.0000	0.0000	0.0000	0.0000	0.0000	0.0000	0.0792	0.0000	0.0949
	0.0000	0.0572	0.0000	0.0000	0.0000	0.0000	0.0734	0.0000	0.0000	0.0000	0.0552
	0.0000	0.0000	0.2494								
1999	1	7	1	0	1	64	64	13	0.0000	0.0000	0.0000
	0.0000	0.0000	0.1173	0.0000	0.0790	0.1482	0.2165	0.0229	0.0000	0.0000	0.0740
	0.0000	0.0716	0.0000	0.0000	0.0000	0.0000	0.0000	0.0000	0.0000	0.0000	0.0000
	0.0199	0.0000	0.0000	0.0000	0.0000	0.0000	0.0000	0.0000	0.1906	0.0000	0.0599
	0.0000	0.0000	0.0000	0.0000	0.0000	0.1173	0.0000	0.0790	0.1482	0.2165	0.0229
	0.0000	0.0000	0.0740	0.0000	0.0716	0.0000	0.0000	0.0000	0.0000	0.0000	0.0000
	0.0000	0.0000	0.0000	0.0199	0.0000	0.0000	0.0000	0.0000	0.0000	0.0000	0.0000
	0.1906	0.0000	0.0599								
1999	1	7	1	0	1	66	66	15	0.0000	0.0000	0.0000
	0.1518	0.0000	0.2363	0.0000	0.0000	0.0276	0.0000	0.0519	0.0000	0.0000	0.0354
	0.1240	0.1211	0.0000	0.0000	0.0000	0.0359	0.0336	0.0000	0.0000	0.0000	0.0000
	0.0000	0.0000	0.0352	0.0000	0.0000	0.0000	0.0000	0.0000	0.0000	0.0000	0.1472
	0.0000	0.0000	0.0000	0.1518	0.0000	0.2363	0.0000	0.0000	0.0276	0.0000	0.0519
	0.0000	0.0000	0.0354	0.1240	0.1211	0.0000	0.0000	0.0000	0.0359	0.0336	0.0000
	0.0000	0.0000	0.0000	0.0000	0.0000	0.0352	0.0000	0.0000	0.0000	0.0000	0.0000
	0.0000	0.0000	0.1472								
1999	1	7	1	0	1	68	68	8	0.0000	0.0000	0.0000
	0.0240	0.0000	0.0000	0.0000	0.0000	0.0306	0.1337	0.0000	0.0613	0.0000	0.0000
	0.2188	0.0306	0.0000	0.0000	0.0562	0.0000	0.0000	0.0000	0.0000	0.0000	0.0893
	0.0000	0.0000	0.0240	0.2188	0.0000	0.0000	0.0000	0.0000	0.0000	0.0000	0.1126
	0.0000	0.0000	0.0000	0.0240	0.0000	0.0000	0.0000	0.0000	0.0306	0.1337	0.0000
	0.0613	0.0000	0.0000	0.2188	0.0306	0.0000	0.0000	0.0562	0.0000	0.0000	0.0000
	0.0000	0.0000	0.0893	0.0000	0.0000	0.0240	0.2188	0.0000	0.0000	0.0000	0.0000
	0.0000	0.0000	0.1126								
1999	1	7	1	0	1	70	70	3	0.0000	0.0000	0.0000
	0.0000	0.0000	0.0000	0.0000	0.0000	0.0000	0.0000	0.2136	0.0000	0.0000	0.0000
	0.0000	0.0000	0.0000	0.0000	0.0000	0.0000	0.0000	0.0000	0.0000	0.0000	0.1670
	0.0000	0.0000	0.0000	0.0000	0.0000	0.0000	0.6194	0.0000	0.0000	0.0000	0.0000

	0.0000	0.0000	0.0000	0.0000	0.0000	0.0000	0.0000	0.0000	0.0000	0.0000	0.2136
	0.0000	0.0000	0.0000	0.0000	0.0000	0.0000	0.0000	0.0000	0.0000	0.0000	0.0000
	0.0000	0.0000	0.1670	0.0000	0.0000	0.0000	0.0000	0.0000	0.0000	0.6194	0.0000
	0.0000	0.0000	0.0000								
1999	1	7	1	0	1	72	72	5	0.0000	0.0000	0.0000
	0.0000	0.0000	0.0000	0.1397	0.0000	0.0000	0.0000	0.0000	0.0000	0.0000	0.0432
	0.0000	0.0919	0.0000	0.2069	0.0000	0.0000	0.0000	0.3115	0.0000	0.0000	0.0000
	0.0000	0.2069	0.0000	0.0000	0.0000	0.0000	0.0000	0.0000	0.0000	0.0000	0.0000
	0.0000	0.0000	0.0000	0.0000	0.0000	0.0000	0.1397	0.0000	0.0000	0.0000	0.0000
	0.0000	0.0000	0.0432	0.0000	0.0919	0.0000	0.2069	0.0000	0.0000	0.0000	0.3115
	0.0000	0.0000	0.0000	0.0000	0.2069	0.0000	0.0000	0.0000	0.0000	0.0000	0.0000
	0.0000	0.0000	0.0000								
1999	1	7	1	0	1	76	76	1	0.0000	0.0000	0.0000
	0.0000	0.0000	0.0000	0.0000	0.0000	0.0000	0.0000	0.0000	0.0000	0.0000	0.0000
	0.0000	0.0000	0.0000	0.0000	0.0000	0.0000	0.0000	0.0000	0.0000	0.0000	0.0000
	0.0000	0.0000	0.0000	0.0000	0.0000	0.0000	0.0000	0.0000	0.0000	0.0000	1.0000
	0.0000	0.0000	0.0000	0.0000	0.0000	0.0000	0.0000	0.0000	0.0000	0.0000	0.0000
	0.0000	0.0000	0.0000	0.0000	0.0000	0.0000	0.0000	0.0000	0.0000	0.0000	0.0000
	0.0000	0.0000	0.0000	0.0000	0.0000	0.0000	0.0000	0.0000	0.0000	0.0000	0.0000
	0.0000	0.0000	1.0000								
1999	1	7	1	0	1	82	82	1	0.0000	0.0000	0.0000
	0.0000	0.0000	0.0000	0.0000	0.0000	0.0000	0.0000	1.0000	0.0000	0.0000	0.0000
	0.0000	0.0000	0.0000	0.0000	0.0000	0.0000	0.0000	0.0000	0.0000	0.0000	0.0000
	0.0000	0.0000	0.0000	0.0000	0.0000	0.0000	0.0000	0.0000	0.0000	0.0000	0.0000
	0.0000	0.0000	0.0000	0.0000	0.0000	0.0000	0.0000	0.0000	0.0000	0.0000	1.0000
	0.0000	0.0000	0.0000	0.0000	0.0000	0.0000	0.0000	0.0000	0.0000	0.0000	0.0000
	0.0000	0.0000	0.0000	0.0000	0.0000	0.0000	0.0000	0.0000	0.0000	0.0000	0.0000
	0.0000	0.0000	0.0000								
2000	1	7	1	0	1	30	30	2	0.0000	1.0000	0.0000
	0.0000	0.0000	0.0000	0.0000	0.0000	0.0000	0.0000	0.0000	0.0000	0.0000	0.0000
	0.0000	0.0000	0.0000	0.0000	0.0000	0.0000	0.0000	0.0000	0.0000	0.0000	0.0000
	0.0000	0.0000	0.0000	0.0000	0.0000	0.0000	0.0000	0.0000	0.0000	0.0000	0.0000
	0.0000	1.0000	0.0000	0.0000	0.0000	0.0000	0.0000	0.0000	0.0000	0.0000	0.0000
	0.0000	0.0000	0.0000	0.0000	0.0000	0.0000	0.0000	0.0000	0.0000	0.0000	0.0000
	0.0000	0.0000	0.0000	0.0000	0.0000	0.0000	0.0000	0.0000	0.0000	0.0000	0.0000
	0.0000	0.0000	0.0000								
2000	1	7	1	0	1	32	32	3	0.0000	1.0000	0.0000
	0.0000	0.0000	0.0000	0.0000	0.0000	0.0000	0.0000	0.0000	0.0000	0.0000	0.0000
	0.0000	0.0000	0.0000	0.0000	0.0000	0.0000	0.0000	0.0000	0.0000	0.0000	0.0000
	0.0000	0.0000	0.0000	0.0000	0.0000	0.0000	0.0000	0.0000	0.0000	0.0000	0.0000
	0.0000	1.0000	0.0000	0.0000	0.0000	0.0000	0.0000	0.0000	0.0000	0.0000	0.0000
	0.0000	0.0000	0.0000	0.0000	0.0000	0.0000	0.0000	0.0000	0.0000	0.0000	0.0000
	0.0000	0.0000	0.0000	0.0000	0.0000	0.0000	0.0000	0.0000	0.0000	0.0000	0.0000
	0.0000	0.0000	0.0000								
2000	1	7	1	0	1	34	34	4	0.0000	1.0000	0.0000
	0.0000	0.0000	0.0000	0.0000	0.0000	0.0000	0.0000	0.0000	0.0000	0.0000	0.0000
	0.0000	0.0000	0.0000	0.0000	0.0000	0.0000	0.0000	0.0000	0.0000	0.0000	0.0000
	0.0000	0.0000	0.0000	0.0000	0.0000	0.0000	0.0000	0.0000	0.0000	0.0000	0.0000
	0.0000	1.0000	0.0000	0.0000	0.0000	0.0000	0.0000	0.0000	0.0000	0.0000	0.0000
	0.0000	0.0000	0.0000	0.0000	0.0000	0.0000	0.0000	0.0000	0.0000	0.0000	0.0000
	0.0000	0.0000	0.0000	0.0000	0.0000	0.0000	0.0000	0.0000	0.0000	0.0000	0.0000
	0.0000	0.0000	0.0000								
2000	1	7	1	0	1	36	36	7	0.0000	1.0000	0.0000
	0.0000	0.0000	0.0000	0.0000	0.0000	0.0000	0.0000	0.0000	0.0000	0.0000	0.0000
	0.0000	0.0000	0.0000	0.0000	0.0000	0.0000	0.0000	0.0000	0.0000	0.0000	0.0000
	0.0000	0.0000	0.0000	0.0000	0.0000	0.0000	0.0000	0.0000	0.0000	0.0000	0.0000
	0.0000	1.0000	0.0000	0.0000	0.0000	0.0000	0.0000	0.0000	0.0000	0.0000	0.0000
	0.0000	0.0000	0.0000	0.0000	0.0000	0.0000	0.0000	0.0000	0.0000	0.0000	0.0000
	0.0000	0.0000	0.0000	0.0000	0.0000	0.0000	0.0000	0.0000	0.0000	0.0000	0.0000
	0.0000	0.0000	0.0000								
2000	1	7	1	0	1	38	38	8	0.0000	1.0000	0.0000
	0.0000	0.0000	0.0000	0.0000	0.0000	0.0000	0.0000	0.0000	0.0000	0.0000	0.0000
	0.0000	0.0000	0.0000	0.0000	0.0000	0.0000	0.0000	0.0000	0.0000	0.0000	0.0000
	0.0000	0.0000	0.0000	0.0000	0.0000	0.0000	0.0000	0.0000	0.0000	0.0000	0.0000
	0.0000	1.0000	0.0000	0.0000	0.0000	0.0000	0.0000	0.0000	0.0000	0.0000	0.0000
	0.0000	0.0000	0.0000	0.0000	0.0000	0.0000	0.0000	0.0000	0.0000	0.0000	0.0000
	0.0000	0.0000	0.0000	0.0000	0.0000	0.0000	0.0000	0.0000	0.0000	0.0000	0.0000
	0.0000	0.0000	0.0000								
2000	1	7	1	0	1	40	40	8	0.0000	0.8909	0.1091
	0.0000	0.0000	0.0000	0.0000	0.0000	0.0000	0.0000	0.0000	0.0000	0.0000	0.0000

	0.0000	0.0000	0.0000	0.0000	0.0000	0.0000	0.0000	0.0000	0.0000	0.0000	0.0000
	0.0000	0.0000	0.0000	0.0000	0.0000	0.0000	0.0000	0.0000	0.0000	0.0000	0.0000
	0.0000	0.8909	0.1091	0.0000	0.0000	0.0000	0.0000	0.0000	0.0000	0.0000	0.0000
	0.0000	0.0000	0.0000	0.0000	0.0000	0.0000	0.0000	0.0000	0.0000	0.0000	0.0000
	0.0000	0.0000	0.0000	0.0000	0.0000	0.0000	0.0000	0.0000	0.0000	0.0000	0.0000
	0.0000	0.0000	0.0000								
2000	1	7	1	0	1	42	42	10	0.0000	0.8998	0.1002
	0.0000	0.0000	0.0000	0.0000	0.0000	0.0000	0.0000	0.0000	0.0000	0.0000	0.0000
	0.0000	0.0000	0.0000	0.0000	0.0000	0.0000	0.0000	0.0000	0.0000	0.0000	0.0000
	0.0000	0.0000	0.0000	0.0000	0.0000	0.0000	0.0000	0.0000	0.0000	0.0000	0.0000
	0.0000	0.8998	0.1002	0.0000	0.0000	0.0000	0.0000	0.0000	0.0000	0.0000	0.0000
	0.0000	0.0000	0.0000	0.0000	0.0000	0.0000	0.0000	0.0000	0.0000	0.0000	0.0000
	0.0000	0.0000	0.0000	0.0000	0.0000	0.0000	0.0000	0.0000	0.0000	0.0000	0.0000
	0.0000	0.0000	0.0000								
2000	1	7	1	0	1	44	44	3	0.0000	0.9249	0.0751
	0.0000	0.0000	0.0000	0.0000	0.0000	0.0000	0.0000	0.0000	0.0000	0.0000	0.0000
	0.0000	0.0000	0.0000	0.0000	0.0000	0.0000	0.0000	0.0000	0.0000	0.0000	0.0000
	0.0000	0.0000	0.0000	0.0000	0.0000	0.0000	0.0000	0.0000	0.0000	0.0000	0.0000
	0.0000	0.9249	0.0751	0.0000	0.0000	0.0000	0.0000	0.0000	0.0000	0.0000	0.0000
	0.0000	0.0000	0.0000	0.0000	0.0000	0.0000	0.0000	0.0000	0.0000	0.0000	0.0000
	0.0000	0.0000	0.0000	0.0000	0.0000	0.0000	0.0000	0.0000	0.0000	0.0000	0.0000
	0.0000	0.0000	0.0000								
2000	1	7	1	0	1	46	46	6	0.0000	0.0000	0.0000
	0.7177	0.0000	0.2823	0.0000	0.0000	0.0000	0.0000	0.0000	0.0000	0.0000	0.0000
	0.0000	0.0000	0.0000	0.0000	0.0000	0.0000	0.0000	0.0000	0.0000	0.0000	0.0000
	0.0000	0.0000	0.0000	0.0000	0.0000	0.0000	0.0000	0.0000	0.0000	0.0000	0.0000
	0.0000	0.0000	0.0000	0.7177	0.0000	0.2823	0.0000	0.0000	0.0000	0.0000	0.0000
	0.0000	0.0000	0.0000	0.0000	0.0000	0.0000	0.0000	0.0000	0.0000	0.0000	0.0000
	0.0000	0.0000	0.0000	0.0000	0.0000	0.0000	0.0000	0.0000	0.0000	0.0000	0.0000
	0.0000	0.0000	0.0000								
2000	1	7	1	0	1	48	48	4	0.0000	0.0000	0.0000
	0.8141	0.1859	0.0000	0.0000	0.0000	0.0000	0.0000	0.0000	0.0000	0.0000	0.0000
	0.0000	0.0000	0.0000	0.0000	0.0000	0.0000	0.0000	0.0000	0.0000	0.0000	0.0000
	0.0000	0.0000	0.0000	0.0000	0.0000	0.0000	0.0000	0.0000	0.0000	0.0000	0.0000
	0.0000	0.0000	0.0000	0.8141	0.1859	0.0000	0.0000	0.0000	0.0000	0.0000	0.0000
	0.0000	0.0000	0.0000	0.0000	0.0000	0.0000	0.0000	0.0000	0.0000	0.0000	0.0000
	0.0000	0.0000	0.0000	0.0000	0.0000	0.0000	0.0000	0.0000	0.0000	0.0000	0.0000
	0.0000	0.0000	0.0000								
2000	1	7	1	0	1	50	50	14	0.0000	0.0000	0.0619
	0.1418	0.0679	0.3140	0.2195	0.1002	0.0000	0.0000	0.0000	0.0000	0.0000	0.0947
	0.0000	0.0000	0.0000	0.0000	0.0000	0.0000	0.0000	0.0000	0.0000	0.0000	0.0000
	0.0000	0.0000	0.0000	0.0000	0.0000	0.0000	0.0000	0.0000	0.0000	0.0000	0.0000
	0.0000	0.0000	0.0619	0.1418	0.0679	0.3140	0.2195	0.1002	0.0000	0.0000	0.0000
	0.0000	0.0000	0.0947	0.0000	0.0000	0.0000	0.0000	0.0000	0.0000	0.0000	0.0000
	0.0000	0.0000	0.0000	0.0000	0.0000	0.0000	0.0000	0.0000	0.0000	0.0000	0.0000
	0.0000	0.0000	0.0000								
2000	1	7	1	0	1	52	52	14	0.0000	0.0000	0.0337
	0.2987	0.2601	0.2970	0.0000	0.0903	0.0000	0.0000	0.0000	0.0000	0.0000	0.0000
	0.0000	0.0000	0.0000	0.0000	0.0000	0.0000	0.0000	0.0000	0.0000	0.0000	0.0000
	0.0000	0.0000	0.0000	0.0000	0.0000	0.0000	0.0000	0.0000	0.0000	0.0000	0.0203
	0.0000	0.0000	0.0337	0.2987	0.2601	0.2970	0.0000	0.0903	0.0000	0.0000	0.0000
	0.0000	0.0000	0.0000	0.0000	0.0000	0.0000	0.0000	0.0000	0.0000	0.0000	0.0000
	0.0000	0.0000	0.0000	0.0000	0.0000	0.0000	0.0000	0.0000	0.0000	0.0000	0.0000
	0.0000	0.0000	0.0203								
2000	1	7	1	0	1	54	54	25	0.0000	0.0000	0.0000
	0.1250	0.0499	0.1937	0.1003	0.0202	0.0690	0.0000	0.0000	0.1711	0.0000	0.0000
	0.0355	0.1138	0.0000	0.0000	0.0000	0.0000	0.0000	0.0000	0.0287	0.0000	0.0000
	0.0245	0.0000	0.0000	0.0000	0.0000	0.0000	0.0000	0.0000	0.0000	0.0000	0.0684
	0.0000	0.0000	0.0000	0.1250	0.0499	0.1937	0.1003	0.0202	0.0690	0.0000	0.0000
	0.1711	0.0000	0.0000	0.0355	0.1138	0.0000	0.0000	0.0000	0.0000	0.0000	0.0000
	0.0287	0.0000	0.0000	0.0245	0.0000	0.0000	0.0000	0.0000	0.0000	0.0000	0.0000
	0.0000	0.0000	0.0684								
2000	1	7	1	0	1	56	56	23	0.0000	0.0000	0.0000
	0.0199	0.0440	0.0564	0.0917	0.0284	0.0755	0.0000	0.0173	0.0603	0.1542	0.0000
	0.0676	0.0000	0.0000	0.0469	0.0000	0.1571	0.0000	0.0363	0.0000	0.0000	0.0249
	0.0387	0.0371	0.0440	0.0000	0.0000	0.0000	0.0000	0.0000	0.0000	0.0000	0.0000
	0.0000	0.0000	0.0000	0.0199	0.0440	0.0564	0.0917	0.0284	0.0755	0.0000	0.0173
	0.0603	0.1542	0.0000	0.0676	0.0000	0.0000	0.0469	0.0000	0.1571	0.0000	0.0363
	0.0000	0.0000	0.0249	0.0387	0.0371	0.0440	0.0000	0.0000	0.0000	0.0000	0.0000
	0.0000	0.0000	0.0000								

2000	1	7	1	0	1	58	58	30	0.0000	0.0000	0.0000
	0.0253	0.0938	0.2465	0.0000	0.1226	0.0000	0.0931	0.0283	0.0342	0.0000	0.0246
	0.0241	0.0313	0.0000	0.0589	0.0867	0.0587	0.0000	0.0000	0.0000	0.0000	0.0000
	0.0213	0.0000	0.0000	0.0000	0.0000	0.0000	0.0169	0.0338	0.0000	0.0000	0.0000
	0.0000	0.0000	0.0000	0.0253	0.0938	0.2465	0.0000	0.1226	0.0000	0.0931	0.0283
	0.0342	0.0000	0.0246	0.0241	0.0313	0.0000	0.0589	0.0867	0.0587	0.0000	0.0000
	0.0000	0.0000	0.0000	0.0213	0.0000	0.0000	0.0000	0.0000	0.0000	0.0169	0.0338
	0.0000	0.0000	0.0000								
2000	1	7	1	0	1	60	60	28	0.0000	0.0000	0.0000
	0.0000	0.0346	0.0788	0.0173	0.0360	0.0921	0.0279	0.1545	0.1145	0.0000	0.0409
	0.0000	0.0821	0.0418	0.0000	0.0471	0.0000	0.0000	0.0162	0.0000	0.0000	0.0000
	0.0000	0.0000	0.0293	0.0919	0.0000	0.0337	0.0000	0.0163	0.0000	0.0316	0.0133
	0.0000	0.0000	0.0000	0.0000	0.0346	0.0788	0.0173	0.0360	0.0921	0.0279	0.1545
	0.1145	0.0000	0.0409	0.0000	0.0821	0.0418	0.0000	0.0471	0.0000	0.0000	0.0162
	0.0000	0.0000	0.0000	0.0000	0.0000	0.0293	0.0919	0.0000	0.0337	0.0000	0.0163
	0.0000	0.0316	0.0133								
2000	1	7	1	0	1	62	62	19	0.0000	0.0000	0.0000
	0.0000	0.0265	0.1516	0.0879	0.0297	0.0000	0.0000	0.0969	0.0000	0.0969	0.0180
	0.1184	0.0000	0.0815	0.0000	0.0000	0.0345	0.0000	0.0156	0.0000	0.0000	0.0000
	0.0000	0.0700	0.0000	0.0000	0.0000	0.0000	0.0000	0.0570	0.0745	0.0000	0.0410
	0.0000	0.0000	0.0000	0.0000	0.0265	0.1516	0.0879	0.0297	0.0000	0.0000	0.0969
	0.0000	0.0969	0.0180	0.1184	0.0000	0.0815	0.0000	0.0000	0.0345	0.0000	0.0156
	0.0000	0.0000	0.0000	0.0000	0.0700	0.0000	0.0000	0.0000	0.0000	0.0000	0.0570
	0.0745	0.0000	0.0410								
2000	1	7	1	0	1	64	64	18	0.0000	0.0000	0.0000
	0.0000	0.0000	0.0000	0.0000	0.0689	0.0000	0.0000	0.0644	0.0279	0.0000	0.0279
	0.0000	0.0512	0.0000	0.0000	0.0000	0.0000	0.1125	0.0950	0.0546	0.0000	0.0544
	0.0000	0.1200	0.0305	0.0000	0.1119	0.0000	0.0000	0.0000	0.0624	0.0361	0.0823
	0.0000	0.0000	0.0000	0.0000	0.0000	0.0000	0.0000	0.0689	0.0000	0.0000	0.0644
	0.0279	0.0000	0.0279	0.0000	0.0512	0.0000	0.0000	0.0000	0.0000	0.1125	0.0950
	0.0546	0.0000	0.0544	0.0000	0.1200	0.0305	0.0000	0.1119	0.0000	0.0000	0.0000
	0.0624	0.0361	0.0823								
2000	1	7	1	0	1	66	66	14	0.0000	0.0000	0.0000
	0.0000	0.0000	0.3068	0.0627	0.0409	0.0737	0.0000	0.0000	0.0000	0.0958	0.0000
	0.0463	0.0000	0.0000	0.0000	0.0358	0.0000	0.0000	0.1226	0.0000	0.0000	0.0000
	0.0000	0.0542	0.0000	0.0000	0.0517	0.0369	0.0000	0.0000	0.0000	0.0000	0.0725
	0.0000	0.0000	0.0000	0.0000	0.0000	0.3068	0.0627	0.0409	0.0737	0.0000	0.0000
	0.0000	0.0958	0.0000	0.0463	0.0000	0.0000	0.0000	0.0358	0.0000	0.0000	0.1226
	0.0000	0.0000	0.0000	0.0000	0.0542	0.0000	0.0000	0.0517	0.0369	0.0000	0.0000
	0.0000	0.0000	0.0725								
2000	1	7	1	0	1	68	68	13	0.0000	0.0000	0.0000
	0.0000	0.0000	0.0319	0.0000	0.0000	0.0197	0.0303	0.3626	0.0473	0.0319	0.0385
	0.0000	0.1712	0.2249	0.0000	0.0000	0.0000	0.0000	0.0000	0.0000	0.0000	0.0000
	0.0000	0.0000	0.0000	0.0000	0.0000	0.0000	0.0000	0.0000	0.0000	0.0000	0.0418
	0.0000	0.0000	0.0000	0.0000	0.0000	0.0319	0.0000	0.0000	0.0197	0.0303	0.3626
	0.0473	0.0319	0.0385	0.0000	0.1712	0.2249	0.0000	0.0000	0.0000	0.0000	0.0000
	0.0000	0.0000	0.0000	0.0000	0.0000	0.0000	0.0000	0.0000	0.0000	0.0000	0.0000
	0.0000	0.0000	0.0418								
2000	1	7	1	0	1	70	70	8	0.0000	0.0000	0.0000
	0.0000	0.0000	0.0000	0.0622	0.0000	0.0000	0.1614	0.2680	0.2081	0.0340	0.0000
	0.0000	0.0000	0.0000	0.0000	0.0000	0.0000	0.0822	0.0000	0.0376	0.0000	0.0000
	0.0000	0.0000	0.0000	0.0000	0.0000	0.0822	0.0642	0.0000	0.0000	0.0000	0.0000
	0.0000	0.0000	0.0000	0.0000	0.0000	0.0000	0.0622	0.0000	0.0000	0.1614	0.2680
	0.2081	0.0340	0.0000	0.0000	0.0000	0.0000	0.0000	0.0000	0.0000	0.0822	0.0000
	0.0376	0.0000	0.0000	0.0000	0.0000	0.0000	0.0000	0.0000	0.0822	0.0642	0.0000
	0.0000	0.0000	0.0000								
2000	1	7	1	0	1	72	72	10	0.0000	0.0000	0.0000
	0.0000	0.0000	0.0000	0.0417	0.0000	0.0000	0.0442	0.4749	0.0849	0.0000	0.0000
	0.0000	0.0372	0.0000	0.0849	0.0000	0.0000	0.0454	0.0000	0.0615	0.0000	0.0000
	0.0000	0.0000	0.0000	0.0000	0.0000	0.1252	0.0000	0.0000	0.0000	0.0000	0.0000
	0.0000	0.0000	0.0000	0.0000	0.0000	0.0000	0.0417	0.0000	0.0000	0.0442	0.4749
	0.0849	0.0000	0.0000	0.0000	0.0372	0.0000	0.0849	0.0000	0.0000	0.0454	0.0000
	0.0615	0.0000	0.0000	0.0000	0.0000	0.0000	0.0000	0.0000	0.1252	0.0000	0.0000
	0.0000	0.0000	0.0000								
2000	1	7	1	0	1	74	74	5	0.0000	0.0000	0.0000
	0.0000	0.0000	0.0000	0.0000	0.0000	0.3299	0.0000	0.1475	0.2080	0.0000	0.0000
	0.1784	0.0000	0.0000	0.0000	0.0000	0.1362	0.0000	0.0000	0.0000	0.0000	0.0000
	0.0000	0.0000	0.0000	0.0000	0.0000	0.0000	0.0000	0.0000	0.0000	0.0000	0.0000
	0.0000	0.0000	0.0000	0.0000	0.0000	0.0000	0.0000	0.0000	0.3299	0.0000	0.1475
	0.2080	0.0000	0.0000	0.1784	0.0000	0.0000	0.0000	0.0000	0.1362	0.0000	0.0000

	0.0000	0.0000	0.0000	0.0000	0.0000	0.0000	0.0000	0.0000	0.0000	0.0000	0.0000
	0.0000	0.0000	0.0000								
2000	1	7	1	0	1	76	76	3	0.0000	0.0000	0.0000
	0.0000	0.0000	0.0000	0.0000	0.0000	0.0000	0.2320	0.3193	0.0000	0.0000	0.0000
	0.0000	0.0000	0.0000	0.0000	0.0000	0.0000	0.0000	0.0000	0.0000	0.0000	0.0000
	0.0000	0.0000	0.0000	0.0000	0.0000	0.0000	0.0000	0.0000	0.0000	0.0000	0.4487
	0.0000	0.0000	0.0000	0.0000	0.0000	0.0000	0.0000	0.0000	0.0000	0.2320	0.3193
	0.0000	0.0000	0.0000	0.0000	0.0000	0.0000	0.0000	0.0000	0.0000	0.0000	0.0000
	0.0000	0.0000	0.0000	0.0000	0.0000	0.0000	0.0000	0.0000	0.0000	0.0000	0.0000
	0.0000	0.0000	0.4487								
2000	1	7	1	0	1	78	78	3	0.0000	0.0000	0.0000
	0.0000	0.0000	0.0000	0.0000	0.0000	0.0000	0.0000	0.0851	0.7416	0.0000	0.0000
	0.0000	0.0000	0.0000	0.0000	0.0000	0.0000	0.0000	0.0000	0.0000	0.0000	0.0000
	0.0000	0.0000	0.0000	0.0000	0.1733	0.0000	0.0000	0.0000	0.0000	0.0000	0.0000
	0.0000	0.0000	0.0000	0.0000	0.0000	0.0000	0.0000	0.0000	0.0000	0.0000	0.0851
	0.7416	0.0000	0.0000	0.0000	0.0000	0.0000	0.0000	0.0000	0.0000	0.0000	0.0000
	0.0000	0.0000	0.0000	0.0000	0.0000	0.0000	0.0000	0.1733	0.0000	0.0000	0.0000
	0.0000	0.0000	0.0000								
2000	1	7	1	0	1	80	80	2	0.0000	0.0000	0.0000
	0.0000	0.0000	0.0000	0.0000	0.0000	0.0000	0.0000	0.0000	0.0000	0.0000	0.0000
	0.0000	0.0000	0.3461	0.0000	0.0000	0.0000	0.0000	0.2499	0.0000	0.0000	0.0000
	0.0000	0.0000	0.0000	0.0000	0.0000	0.0000	0.0000	0.0000	0.0000	0.0000	0.4040
	0.0000	0.0000	0.0000	0.0000	0.0000	0.0000	0.0000	0.0000	0.0000	0.0000	0.0000
	0.0000	0.0000	0.0000	0.0000	0.0000	0.3461	0.0000	0.0000	0.0000	0.0000	0.2499
	0.0000	0.0000	0.0000	0.0000	0.0000	0.0000	0.0000	0.0000	0.0000	0.0000	0.0000
	0.0000	0.0000	0.4040								
2000	1	7	1	0	1	84	84	1	0.0000	0.0000	0.0000
	0.0000	0.0000	0.0000	0.0000	0.0000	0.0000	0.0000	0.0000	0.0000	0.0000	0.0000
	0.0000	0.0000	0.0000	0.0000	0.0000	0.0000	1.0000	0.0000	0.0000	0.0000	0.0000
	0.0000	0.0000	0.0000	0.0000	0.0000	0.0000	0.0000	0.0000	0.0000	0.0000	0.0000
	0.0000	0.0000	0.0000	0.0000	0.0000	0.0000	0.0000	0.0000	0.0000	0.0000	0.0000
	0.0000	0.0000	0.0000	0.0000	0.0000	0.0000	0.0000	0.0000	0.0000	1.0000	0.0000
	0.0000	0.0000	0.0000	0.0000	0.0000	0.0000	0.0000	0.0000	0.0000	0.0000	0.0000
	0.0000	0.0000	0.0000								
2000	1	7	1	0	1	86	86	2	0.0000	0.0000	0.0000
	0.0000	0.0000	0.0000	0.0000	0.0000	0.0000	0.0000	0.0000	0.0000	0.0000	0.0000
	0.0000	0.0000	0.0000	0.0000	0.0000	1.0000	0.0000	0.0000	0.0000	0.0000	0.0000
	0.0000	0.0000	0.0000	0.0000	0.0000	0.0000	0.0000	0.0000	0.0000	0.0000	0.0000
	0.0000	0.0000	0.0000	0.0000	0.0000	0.0000	0.0000	0.0000	0.0000	0.0000	0.0000
	0.0000	0.0000	0.0000	0.0000	0.0000	0.0000	0.0000	0.0000	1.0000	0.0000	0.0000
	0.0000	0.0000	0.0000	0.0000	0.0000	0.0000	0.0000	0.0000	0.0000	0.0000	0.0000
	0.0000	0.0000	0.0000								
2001	1	7	1	0	1	22	22	1	1.0000	0.0000	0.0000
	0.0000	0.0000	0.0000	0.0000	0.0000	0.0000	0.0000	0.0000	0.0000	0.0000	0.0000
	0.0000	0.0000	0.0000	0.0000	0.0000	0.0000	0.0000	0.0000	0.0000	0.0000	0.0000
	0.0000	0.0000	0.0000	0.0000	0.0000	0.0000	0.0000	0.0000	0.0000	0.0000	0.0000
	0.0000	1.0000	0.0000	0.0000	0.0000	0.0000	0.0000	0.0000	0.0000	0.0000	0.0000
	0.0000	0.0000	0.0000	0.0000	0.0000	0.0000	0.0000	0.0000	0.0000	0.0000	0.0000
	0.0000	0.0000	0.0000	0.0000	0.0000	0.0000	0.0000	0.0000	0.0000	0.0000	0.0000
	0.0000	0.0000	0.0000								
2001	1	7	1	0	1	24	24	2	1.0000	0.0000	0.0000
	0.0000	0.0000	0.0000	0.0000	0.0000	0.0000	0.0000	0.0000	0.0000	0.0000	0.0000
	0.0000	0.0000	0.0000	0.0000	0.0000	0.0000	0.0000	0.0000	0.0000	0.0000	0.0000
	0.0000	0.0000	0.0000	0.0000	0.0000	0.0000	0.0000	0.0000	0.0000	0.0000	0.0000
	0.0000	1.0000	0.0000	0.0000	0.0000	0.0000	0.0000	0.0000	0.0000	0.0000	0.0000
	0.0000	0.0000	0.0000	0.0000	0.0000	0.0000	0.0000	0.0000	0.0000	0.0000	0.0000
	0.0000	0.0000	0.0000	0.0000	0.0000	0.0000	0.0000	0.0000	0.0000	0.0000	0.0000
	0.0000	0.0000	0.0000								
2001	1	7	1	0	1	26	26	1	1.0000	0.0000	0.0000
	0.0000	0.0000	0.0000	0.0000	0.0000	0.0000	0.0000	0.0000	0.0000	0.0000	0.0000
	0.0000	0.0000	0.0000	0.0000	0.0000	0.0000	0.0000	0.0000	0.0000	0.0000	0.0000
	0.0000	0.0000	0.0000	0.0000	0.0000	0.0000	0.0000	0.0000	0.0000	0.0000	0.0000
	0.0000	1.0000	0.0000	0.0000	0.0000	0.0000	0.0000	0.0000	0.0000	0.0000	0.0000
	0.0000	0.0000	0.0000	0.0000	0.0000	0.0000	0.0000	0.0000	0.0000	0.0000	0.0000
	0.0000	0.0000	0.0000	0.0000	0.0000	0.0000	0.0000	0.0000	0.0000	0.0000	0.0000
	0.0000	0.0000	0.0000								
2001	1	7	1	0	1	36	36	2	0.0000	0.6113	0.0000
	0.3887	0.0000	0.0000	0.0000	0.0000	0.0000	0.0000	0.0000	0.0000	0.0000	0.0000
	0.0000	0.0000	0.0000	0.0000	0.0000	0.0000	0.0000	0.0000	0.0000	0.0000	0.0000
	0.0000	0.0000	0.0000	0.0000	0.0000	0.0000	0.0000	0.0000	0.0000	0.0000	0.0000

	0.0000	0.6113	0.0000	0.3887	0.0000	0.0000	0.0000	0.0000	0.0000	0.0000	0.0000
	0.0000	0.0000	0.0000	0.0000	0.0000	0.0000	0.0000	0.0000	0.0000	0.0000	0.0000
	0.0000	0.0000	0.0000	0.0000	0.0000	0.0000	0.0000	0.0000	0.0000	0.0000	0.0000
	0.0000	0.0000	0.0000								
2001	1	7	1	0	1	38	38	2	0.0000	0.0000	0.2129
	0.7871	0.0000	0.0000	0.0000	0.0000	0.0000	0.0000	0.0000	0.0000	0.0000	0.0000
	0.0000	0.0000	0.0000	0.0000	0.0000	0.0000	0.0000	0.0000	0.0000	0.0000	0.0000
	0.0000	0.0000	0.0000	0.0000	0.0000	0.0000	0.0000	0.0000	0.0000	0.0000	0.0000
	0.0000	0.0000	0.2129	0.7871	0.0000	0.0000	0.0000	0.0000	0.0000	0.0000	0.0000
	0.0000	0.0000	0.0000	0.0000	0.0000	0.0000	0.0000	0.0000	0.0000	0.0000	0.0000
	0.0000	0.0000	0.0000	0.0000	0.0000	0.0000	0.0000	0.0000	0.0000	0.0000	0.0000
	0.0000	0.0000	0.0000								
2001	1	7	1	0	1	40	40	5	0.0000	0.2110	0.2154
	0.5736	0.0000	0.0000	0.0000	0.0000	0.0000	0.0000	0.0000	0.0000	0.0000	0.0000
	0.0000	0.0000	0.0000	0.0000	0.0000	0.0000	0.0000	0.0000	0.0000	0.0000	0.0000
	0.0000	0.0000	0.0000	0.0000	0.0000	0.0000	0.0000	0.0000	0.0000	0.0000	0.0000
	0.0000	0.2110	0.2154	0.5736	0.0000	0.0000	0.0000	0.0000	0.0000	0.0000	0.0000
	0.0000	0.0000	0.0000	0.0000	0.0000	0.0000	0.0000	0.0000	0.0000	0.0000	0.0000
	0.0000	0.0000	0.0000	0.0000	0.0000	0.0000	0.0000	0.0000	0.0000	0.0000	0.0000
	0.0000	0.0000	0.0000								
2001	1	7	1	0	1	42	42	12	0.0000	0.4759	0.5047
	0.0194	0.0000	0.0000	0.0000	0.0000	0.0000	0.0000	0.0000	0.0000	0.0000	0.0000
	0.0000	0.0000	0.0000	0.0000	0.0000	0.0000	0.0000	0.0000	0.0000	0.0000	0.0000
	0.0000	0.0000	0.0000	0.0000	0.0000	0.0000	0.0000	0.0000	0.0000	0.0000	0.0000
	0.0000	0.4759	0.5047	0.0194	0.0000	0.0000	0.0000	0.0000	0.0000	0.0000	0.0000
	0.0000	0.0000	0.0000	0.0000	0.0000	0.0000	0.0000	0.0000	0.0000	0.0000	0.0000
	0.0000	0.0000	0.0000	0.0000	0.0000	0.0000	0.0000	0.0000	0.0000	0.0000	0.0000
	0.0000	0.0000	0.0000								
2001	1	7	1	0	1	44	44	16	0.0000	0.0000	1.0000
	0.0000	0.0000	0.0000	0.0000	0.0000	0.0000	0.0000	0.0000	0.0000	0.0000	0.0000
	0.0000	0.0000	0.0000	0.0000	0.0000	0.0000	0.0000	0.0000	0.0000	0.0000	0.0000
	0.0000	0.0000	0.0000	0.0000	0.0000	0.0000	0.0000	0.0000	0.0000	0.0000	0.0000
	0.0000	0.0000	1.0000	0.0000	0.0000	0.0000	0.0000	0.0000	0.0000	0.0000	0.0000
	0.0000	0.0000	0.0000	0.0000	0.0000	0.0000	0.0000	0.0000	0.0000	0.0000	0.0000
	0.0000	0.0000	0.0000	0.0000	0.0000	0.0000	0.0000	0.0000	0.0000	0.0000	0.0000
	0.0000	0.0000	0.0000								
2001	1	7	1	0	1	46	46	26	0.0000	0.0000	0.8203
	0.1366	0.0000	0.0000	0.0000	0.0430	0.0000	0.0000	0.0000	0.0000	0.0000	0.0000
	0.0000	0.0000	0.0000	0.0000	0.0000	0.0000	0.0000	0.0000	0.0000	0.0000	0.0000
	0.0000	0.0000	0.0000	0.0000	0.0000	0.0000	0.0000	0.0000	0.0000	0.0000	0.0000
	0.0000	0.0000	0.8203	0.1366	0.0000	0.0000	0.0000	0.0430	0.0000	0.0000	0.0000
	0.0000	0.0000	0.0000	0.0000	0.0000	0.0000	0.0000	0.0000	0.0000	0.0000	0.0000
	0.0000	0.0000	0.0000	0.0000	0.0000	0.0000	0.0000	0.0000	0.0000	0.0000	0.0000
	0.0000	0.0000	0.0000								
2001	1	7	1	0	1	48	48	15	0.0000	0.0000	0.7531
	0.2469	0.0000	0.0000	0.0000	0.0000	0.0000	0.0000	0.0000	0.0000	0.0000	0.0000
	0.0000	0.0000	0.0000	0.0000	0.0000	0.0000	0.0000	0.0000	0.0000	0.0000	0.0000
	0.0000	0.0000	0.0000	0.0000	0.0000	0.0000	0.0000	0.0000	0.0000	0.0000	0.0000
	0.0000	0.0000	0.7531	0.2469	0.0000	0.0000	0.0000	0.0000	0.0000	0.0000	0.0000
	0.0000	0.0000	0.0000	0.0000	0.0000	0.0000	0.0000	0.0000	0.0000	0.0000	0.0000
	0.0000	0.0000	0.0000	0.0000	0.0000	0.0000	0.0000	0.0000	0.0000	0.0000	0.0000
	0.0000	0.0000	0.0000								
2001	1	7	1	0	1	50	50	11	0.0000	0.0000	0.5998
	0.1405	0.1998	0.0000	0.0000	0.0000	0.0000	0.0000	0.0000	0.0000	0.0000	0.0000
	0.0000	0.0000	0.0000	0.0000	0.0000	0.0000	0.0000	0.0000	0.0000	0.0000	0.0000
	0.0000	0.0000	0.0000	0.0000	0.0000	0.0598	0.0000	0.0000	0.0000	0.0000	0.0000
	0.0000	0.0000	0.5998	0.1405	0.1998	0.0000	0.0000	0.0000	0.0000	0.0000	0.0000
	0.0000	0.0000	0.0000	0.0000	0.0000	0.0000	0.0000	0.0000	0.0000	0.0000	0.0000
	0.0000	0.0000	0.0000	0.0000	0.0000	0.0000	0.0000	0.0000	0.0598	0.0000	0.0000
	0.0000	0.0000	0.0000								
2001	1	7	1	0	1	52	52	9	0.0000	0.0000	0.1574
	0.0000	0.1226	0.0000	0.0000	0.0000	0.0813	0.0000	0.0000	0.0000	0.0813	0.0000
	0.0000	0.0000	0.0000	0.1627	0.0000	0.0000	0.0564	0.0000	0.0000	0.0000	0.0000
	0.0000	0.0000	0.0000	0.0000	0.0000	0.0000	0.0000	0.0000	0.0000	0.0000	0.3383
	0.0000	0.0000	0.1574	0.0000	0.1226	0.0000	0.0000	0.0000	0.0813	0.0000	0.0000
	0.0000	0.0813	0.0000	0.0000	0.0000	0.0000	0.1627	0.0000	0.0000	0.0564	0.0000
	0.0000	0.0000	0.0000	0.0000	0.0000	0.0000	0.0000	0.0000	0.0000	0.0000	0.0000
	0.0000	0.0000	0.3383								
2001	1	7	1	0	1	54	54	11	0.0000	0.0000	0.0000
	0.0429	0.0000	0.0000	0.0413	0.0000	0.0413	0.0332	0.1128	0.1322	0.0000	0.0491

	0.1448	0.0000	0.1536	0.0372	0.0000	0.0000	0.0000	0.0000	0.0000	0.0857	0.0000
	0.0000	0.0857	0.0000	0.0000	0.0000	0.0000	0.0000	0.0000	0.0000	0.0000	0.0402
	0.0000	0.0000	0.0000	0.0429	0.0000	0.0000	0.0413	0.0000	0.0413	0.0332	0.1128
	0.1322	0.0000	0.0491	0.1448	0.0000	0.1536	0.0372	0.0000	0.0000	0.0000	0.0000
	0.0000	0.0857	0.0000	0.0000	0.0857	0.0000	0.0000	0.0000	0.0000	0.0000	0.0000
	0.0000	0.0000	0.0402								
2001	1	7	1	0	1	56	56	15	0.0000	0.0000	0.0363
	0.0000	0.0324	0.0000	0.2504	0.1363	0.0000	0.0000	0.0000	0.0000	0.0000	0.0582
	0.0320	0.0676	0.0000	0.0510	0.0000	0.0000	0.0838	0.0000	0.0579	0.0838	0.0000
	0.0000	0.0000	0.1103	0.0000	0.0000	0.0000	0.0000	0.0000	0.0000	0.0000	0.0000
	0.0000	0.0000	0.0363	0.0000	0.0324	0.0000	0.2504	0.1363	0.0000	0.0000	0.0000
	0.0000	0.0000	0.0582	0.0320	0.0676	0.0000	0.0510	0.0000	0.0000	0.0838	0.0000
	0.0579	0.0838	0.0000	0.0000	0.0000	0.1103	0.0000	0.0000	0.0000	0.0000	0.0000
	0.0000	0.0000	0.0000								
2001	1	7	1	0	1	58	58	11	0.0000	0.0000	0.0000
	0.0000	0.0336	0.0000	0.0336	0.1326	0.0000	0.0000	0.0000	0.0000	0.0000	0.0000
	0.0896	0.0366	0.0000	0.0000	0.1487	0.0000	0.0689	0.0000	0.0000	0.0000	0.0000
	0.0000	0.0000	0.0000	0.0000	0.2443	0.0000	0.0000	0.1316	0.0000	0.0000	0.0807
	0.0000	0.0000	0.0000	0.0000	0.0336	0.0000	0.0336	0.1326	0.0000	0.0000	0.0000
	0.0000	0.0000	0.0000	0.0896	0.0366	0.0000	0.0000	0.1487	0.0000	0.0689	0.0000
	0.0000	0.0000	0.0000	0.0000	0.0000	0.0000	0.0000	0.2443	0.0000	0.0000	0.1316
	0.0000	0.0000	0.0807								
2001	1	7	1	0	1	60	60	15	0.0000	0.0000	0.0000
	0.0000	0.0305	0.0000	0.2444	0.1476	0.0000	0.0000	0.0000	0.1014	0.0000	0.0000
	0.0699	0.1334	0.0000	0.0439	0.0000	0.0000	0.0000	0.0000	0.1131	0.0000	0.0000
	0.0000	0.0000	0.0000	0.0000	0.0000	0.0000	0.0000	0.0470	0.0000	0.0000	0.0690
	0.0000	0.0000	0.0000	0.0000	0.0305	0.0000	0.2444	0.1476	0.0000	0.0000	0.0000
	0.1014	0.0000	0.0000	0.0699	0.1334	0.0000	0.0439	0.0000	0.0000	0.0000	0.0000
	0.1131	0.0000	0.0000	0.0000	0.0000	0.0000	0.0000	0.0000	0.0000	0.0000	0.0470
	0.0000	0.0000	0.0690								
2001	1	7	1	0	1	62	62	19	0.0000	0.0000	0.0000
	0.0000	0.0000	0.0311	0.1655	0.0613	0.0499	0.0000	0.0000	0.0247	0.0000	0.0000
	0.0000	0.0000	0.0000	0.0000	0.0000	0.0643	0.1182	0.0247	0.0983	0.0000	0.0000
	0.0339	0.0000	0.0000	0.0000	0.1151	0.0423	0.0000	0.0000	0.0000	0.0000	0.1708
	0.0000	0.0000	0.0000	0.0000	0.0000	0.0311	0.1655	0.0613	0.0499	0.0000	0.0000
	0.0247	0.0000	0.0000	0.0000	0.0000	0.0000	0.0000	0.0000	0.0643	0.1182	0.0247
	0.0983	0.0000	0.0000	0.0339	0.0000	0.0000	0.0000	0.1151	0.0423	0.0000	0.0000
	0.0000	0.0000	0.1708								
2001	1	7	1	0	1	64	64	9	0.0000	0.0000	0.0000
	0.0000	0.0000	0.1607	0.1772	0.0000	0.0000	0.0000	0.0000	0.0000	0.0000	0.0000
	0.0000	0.0817	0.1430	0.0000	0.1309	0.0000	0.0000	0.0000	0.1252	0.0000	0.0000
	0.0000	0.0000	0.0000	0.0000	0.0000	0.0000	0.1813	0.0000	0.0000	0.0000	0.0000
	0.0000	0.0000	0.0000	0.0000	0.0000	0.1607	0.1772	0.0000	0.0000	0.0000	0.0000
	0.0000	0.0000	0.0000	0.0000	0.0817	0.1430	0.0000	0.1309	0.0000	0.0000	0.0000
	0.1252	0.0000	0.0000	0.0000	0.0000	0.0000	0.0000	0.0000	0.0000	0.1813	0.0000
	0.0000	0.0000	0.0000								
2001	1	7	1	0	1	66	66	7	0.0000	0.0000	0.0000
	0.0000	0.0663	0.0000	0.1732	0.1193	0.0000	0.0000	0.0000	0.0000	0.0000	0.0000
	0.1911	0.0000	0.0000	0.0000	0.0000	0.0000	0.0000	0.1140	0.0000	0.0000	0.1709
	0.0000	0.0000	0.0000	0.0000	0.0000	0.0000	0.0000	0.0000	0.0000	0.0000	0.1652
	0.0000	0.0000	0.0000	0.0000	0.0663	0.0000	0.1732	0.1193	0.0000	0.0000	0.0000
	0.0000	0.0000	0.0000	0.1911	0.0000	0.0000	0.0000	0.0000	0.0000	0.0000	0.1140
	0.0000	0.0000	0.1709	0.0000	0.0000	0.0000	0.0000	0.0000	0.0000	0.0000	0.0000
	0.0000	0.0000	0.1652								
2001	1	7	1	0	1	68	68	5	0.0000	0.0000	0.0000
	0.0000	0.0000	0.0000	0.0000	0.0690	0.0000	0.0000	0.0000	0.0000	0.0000	0.0000
	0.0000	0.0000	0.0000	0.0000	0.0000	0.0000	0.0000	0.0000	0.2502	0.2846	0.0000
	0.0000	0.0000	0.0000	0.0000	0.0000	0.0000	0.0000	0.0000	0.0000	0.0000	0.3962
	0.0000	0.0000	0.0000	0.0000	0.0000	0.0000	0.0000	0.0690	0.0000	0.0000	0.0000
	0.0000	0.0000	0.0000	0.0000	0.0000	0.0000	0.0000	0.0000	0.0000	0.0000	0.0000
	0.2502	0.2846	0.0000	0.0000	0.0000	0.0000	0.0000	0.0000	0.0000	0.0000	0.0000
	0.0000	0.0000	0.3962								
2001	1	7	1	0	1	70	70	1	0.0000	0.0000	0.0000
	0.0000	0.0000	0.0000	0.0000	0.0000	0.0000	0.0000	0.0000	1.0000	0.0000	0.0000
	0.0000	0.0000	0.0000	0.0000	0.0000	0.0000	0.0000	0.0000	0.0000	0.0000	0.0000
	0.0000	0.0000	0.0000	0.0000	0.0000	0.0000	0.0000	0.0000	0.0000	0.0000	0.0000
	0.0000	0.0000	0.0000	0.0000	0.0000	0.0000	0.0000	0.0000	0.0000	0.0000	0.0000
	1.0000	0.0000	0.0000	0.0000	0.0000	0.0000	0.0000	0.0000	0.0000	0.0000	0.0000
	0.0000	0.0000	0.0000	0.0000	0.0000	0.0000	0.0000	0.0000	0.0000	0.0000	0.0000
	0.0000	0.0000	0.0000								

2001	1	7	1	0	1	72	72	2	0.0000	0.0000	0.0000
	0.0000	0.0000	0.0000	0.0000	0.0000	0.0000	0.0000	0.4953	0.0000	0.0000	0.0000
	0.0000	0.0000	0.0000	0.0000	0.0000	0.0000	0.0000	0.0000	0.0000	0.0000	0.0000
	0.0000	0.0000	0.0000	0.0000	0.0000	0.0000	0.0000	0.0000	0.0000	0.0000	0.5047
	0.0000	0.0000	0.0000	0.0000	0.0000	0.0000	0.0000	0.0000	0.0000	0.0000	0.4953
	0.0000	0.0000	0.0000	0.0000	0.0000	0.0000	0.0000	0.0000	0.0000	0.0000	0.0000
	0.0000	0.0000	0.0000	0.0000	0.0000	0.0000	0.0000	0.0000	0.0000	0.0000	0.0000
	0.0000	0.0000	0.5047								
2001	1	7	1	0	1	74	74	1	0.0000	0.0000	0.0000
	0.0000	0.0000	0.0000	0.0000	0.0000	0.0000	0.0000	0.0000	0.0000	0.0000	0.0000
	0.0000	0.0000	0.0000	0.0000	0.0000	0.0000	0.0000	0.0000	0.0000	0.0000	0.0000
	1.0000	0.0000	0.0000	0.0000	0.0000	0.0000	0.0000	0.0000	0.0000	0.0000	0.0000
	0.0000	0.0000	0.0000	0.0000	0.0000	0.0000	0.0000	0.0000	0.0000	0.0000	0.0000
	0.0000	0.0000	0.0000	0.0000	0.0000	0.0000	0.0000	0.0000	0.0000	0.0000	0.0000
	0.0000	0.0000	0.0000	1.0000	0.0000	0.0000	0.0000	0.0000	0.0000	0.0000	0.0000
	0.0000	0.0000	0.0000								
2001	1	7	1	0	1	80	80	2	0.0000	0.0000	0.0000
	0.0000	0.0000	0.0000	0.0000	0.0000	0.2797	0.0000	0.0000	0.0000	0.0000	0.0000
	0.0000	0.0000	0.0000	0.7203	0.0000	0.0000	0.0000	0.0000	0.0000	0.0000	0.0000
	0.0000	0.0000	0.0000	0.0000	0.0000	0.0000	0.0000	0.0000	0.0000	0.0000	0.0000
	0.0000	0.0000	0.0000	0.0000	0.0000	0.0000	0.0000	0.0000	0.2797	0.0000	0.0000
	0.0000	0.0000	0.0000	0.0000	0.0000	0.0000	0.7203	0.0000	0.0000	0.0000	0.0000
	0.0000	0.0000	0.0000	0.0000	0.0000	0.0000	0.0000	0.0000	0.0000	0.0000	0.0000
	0.0000	0.0000	0.0000								
2002	1	7	1	0	1	22	22	1	1.0000	0.0000	0.0000
	0.0000	0.0000	0.0000	0.0000	0.0000	0.0000	0.0000	0.0000	0.0000	0.0000	0.0000
	0.0000	0.0000	0.0000	0.0000	0.0000	0.0000	0.0000	0.0000	0.0000	0.0000	0.0000
	0.0000	0.0000	0.0000	0.0000	0.0000	0.0000	0.0000	0.0000	0.0000	0.0000	0.0000
	0.0000	1.0000	0.0000	0.0000	0.0000	0.0000	0.0000	0.0000	0.0000	0.0000	0.0000
	0.0000	0.0000	0.0000	0.0000	0.0000	0.0000	0.0000	0.0000	0.0000	0.0000	0.0000
	0.0000	0.0000	0.0000	0.0000	0.0000	0.0000	0.0000	0.0000	0.0000	0.0000	0.0000
	0.0000	0.0000	0.0000								
2002	1	7	1	0	1	32	32	1	0.0000	1.0000	0.0000
	0.0000	0.0000	0.0000	0.0000	0.0000	0.0000	0.0000	0.0000	0.0000	0.0000	0.0000
	0.0000	0.0000	0.0000	0.0000	0.0000	0.0000	0.0000	0.0000	0.0000	0.0000	0.0000
	0.0000	0.0000	0.0000	0.0000	0.0000	0.0000	0.0000	0.0000	0.0000	0.0000	0.0000
	0.0000	1.0000	0.0000	0.0000	0.0000	0.0000	0.0000	0.0000	0.0000	0.0000	0.0000
	0.0000	0.0000	0.0000	0.0000	0.0000	0.0000	0.0000	0.0000	0.0000	0.0000	0.0000
	0.0000	0.0000	0.0000	0.0000	0.0000	0.0000	0.0000	0.0000	0.0000	0.0000	0.0000
	0.0000	0.0000	0.0000								
2002	1	7	1	0	1	34	34	2	0.0000	1.0000	0.0000
	0.0000	0.0000	0.0000	0.0000	0.0000	0.0000	0.0000	0.0000	0.0000	0.0000	0.0000
	0.0000	0.0000	0.0000	0.0000	0.0000	0.0000	0.0000	0.0000	0.0000	0.0000	0.0000
	0.0000	0.0000	0.0000	0.0000	0.0000	0.0000	0.0000	0.0000	0.0000	0.0000	0.0000
	0.0000	1.0000	0.0000	0.0000	0.0000	0.0000	0.0000	0.0000	0.0000	0.0000	0.0000
	0.0000	0.0000	0.0000	0.0000	0.0000	0.0000	0.0000	0.0000	0.0000	0.0000	0.0000
	0.0000	0.0000	0.0000	0.0000	0.0000	0.0000	0.0000	0.0000	0.0000	0.0000	0.0000
	0.0000	0.0000	0.0000								
2002	1	7	1	0	1	36	36	3	0.0000	0.7966	0.0000
	0.2034	0.0000	0.0000	0.0000	0.0000	0.0000	0.0000	0.0000	0.0000	0.0000	0.0000
	0.0000	0.0000	0.0000	0.0000	0.0000	0.0000	0.0000	0.0000	0.0000	0.0000	0.0000
	0.0000	0.0000	0.0000	0.0000	0.0000	0.0000	0.0000	0.0000	0.0000	0.0000	0.0000
	0.0000	0.7966	0.0000	0.2034	0.0000	0.0000	0.0000	0.0000	0.0000	0.0000	0.0000
	0.0000	0.0000	0.0000	0.0000	0.0000	0.0000	0.0000	0.0000	0.0000	0.0000	0.0000
	0.0000	0.0000	0.0000	0.0000	0.0000	0.0000	0.0000	0.0000	0.0000	0.0000	0.0000
	0.0000	0.0000	0.0000								
2002	1	7	1	0	1	38	38	8	0.0000	0.8394	0.0000
	0.0000	0.1606	0.0000	0.0000	0.0000	0.0000	0.0000	0.0000	0.0000	0.0000	0.0000
	0.0000	0.0000	0.0000	0.0000	0.0000	0.0000	0.0000	0.0000	0.0000	0.0000	0.0000
	0.0000	0.0000	0.0000	0.0000	0.0000	0.0000	0.0000	0.0000	0.0000	0.0000	0.0000
	0.0000	0.8394	0.0000	0.0000	0.1606	0.0000	0.0000	0.0000	0.0000	0.0000	0.0000
	0.0000	0.0000	0.0000	0.0000	0.0000	0.0000	0.0000	0.0000	0.0000	0.0000	0.0000
	0.0000	0.0000	0.0000	0.0000	0.0000	0.0000	0.0000	0.0000	0.0000	0.0000	0.0000
	0.0000	0.0000	0.0000								
2002	1	7	1	0	1	40	40	6	0.0000	0.9722	0.0000
	0.0278	0.0000	0.0000	0.0000	0.0000	0.0000	0.0000	0.0000	0.0000	0.0000	0.0000
	0.0000	0.0000	0.0000	0.0000	0.0000	0.0000	0.0000	0.0000	0.0000	0.0000	0.0000
	0.0000	0.0000	0.0000	0.0000	0.0000	0.0000	0.0000	0.0000	0.0000	0.0000	0.0000
	0.0000	0.9722	0.0000	0.0278	0.0000	0.0000	0.0000	0.0000	0.0000	0.0000	0.0000
	0.0000	0.0000	0.0000	0.0000	0.0000	0.0000	0.0000	0.0000	0.0000	0.0000	0.0000

	0.0000	0.0000	0.0000	0.0000	0.0000	0.0000	0.0000	0.0000	0.0000	0.0000	0.0000
	0.0000	0.0000	0.0000								
2002	1	7	1	0	1	42	42	9	0.0000	0.5861	0.0000
	0.4139	0.0000	0.0000	0.0000	0.0000	0.0000	0.0000	0.0000	0.0000	0.0000	0.0000
	0.0000	0.0000	0.0000	0.0000	0.0000	0.0000	0.0000	0.0000	0.0000	0.0000	0.0000
	0.0000	0.0000	0.0000	0.0000	0.0000	0.0000	0.0000	0.0000	0.0000	0.0000	0.0000
	0.0000	0.5861	0.0000	0.4139	0.0000	0.0000	0.0000	0.0000	0.0000	0.0000	0.0000
	0.0000	0.0000	0.0000	0.0000	0.0000	0.0000	0.0000	0.0000	0.0000	0.0000	0.0000
	0.0000	0.0000	0.0000	0.0000	0.0000	0.0000	0.0000	0.0000	0.0000	0.0000	0.0000
	0.0000	0.0000	0.0000								
2002	1	7	1	0	1	44	44	20	0.0000	0.0300	0.2761
	0.4778	0.1821	0.0341	0.0000	0.0000	0.0000	0.0000	0.0000	0.0000	0.0000	0.0000
	0.0000	0.0000	0.0000	0.0000	0.0000	0.0000	0.0000	0.0000	0.0000	0.0000	0.0000
	0.0000	0.0000	0.0000	0.0000	0.0000	0.0000	0.0000	0.0000	0.0000	0.0000	0.0000
	0.0000	0.0300	0.2761	0.4778	0.1821	0.0341	0.0000	0.0000	0.0000	0.0000	0.0000
	0.0000	0.0000	0.0000	0.0000	0.0000	0.0000	0.0000	0.0000	0.0000	0.0000	0.0000
	0.0000	0.0000	0.0000	0.0000	0.0000	0.0000	0.0000	0.0000	0.0000	0.0000	0.0000
	0.0000	0.0000	0.0000								
2002	1	7	1	0	1	46	46	34	0.0000	0.0000	0.3147
	0.5880	0.0753	0.0220	0.0000	0.0000	0.0000	0.0000	0.0000	0.0000	0.0000	0.0000
	0.0000	0.0000	0.0000	0.0000	0.0000	0.0000	0.0000	0.0000	0.0000	0.0000	0.0000
	0.0000	0.0000	0.0000	0.0000	0.0000	0.0000	0.0000	0.0000	0.0000	0.0000	0.0000
	0.0000	0.0000	0.3147	0.5880	0.0753	0.0220	0.0000	0.0000	0.0000	0.0000	0.0000
	0.0000	0.0000	0.0000	0.0000	0.0000	0.0000	0.0000	0.0000	0.0000	0.0000	0.0000
	0.0000	0.0000	0.0000	0.0000	0.0000	0.0000	0.0000	0.0000	0.0000	0.0000	0.0000
	0.0000	0.0000	0.0000								
2002	1	7	1	0	1	48	48	31	0.0000	0.0000	0.1843
	0.6196	0.1835	0.0126	0.0000	0.0000	0.0000	0.0000	0.0000	0.0000	0.0000	0.0000
	0.0000	0.0000	0.0000	0.0000	0.0000	0.0000	0.0000	0.0000	0.0000	0.0000	0.0000
	0.0000	0.0000	0.0000	0.0000	0.0000	0.0000	0.0000	0.0000	0.0000	0.0000	0.0000
	0.0000	0.0000	0.1843	0.6196	0.1835	0.0126	0.0000	0.0000	0.0000	0.0000	0.0000
	0.0000	0.0000	0.0000	0.0000	0.0000	0.0000	0.0000	0.0000	0.0000	0.0000	0.0000
	0.0000	0.0000	0.0000	0.0000	0.0000	0.0000	0.0000	0.0000	0.0000	0.0000	0.0000
	0.0000	0.0000	0.0000								
2002	1	7	1	0	1	50	50	45	0.0000	0.0000	0.0763
	0.6706	0.1572	0.0581	0.0183	0.0000	0.0000	0.0000	0.0000	0.0000	0.0000	0.0000
	0.0000	0.0000	0.0000	0.0000	0.0000	0.0195	0.0000	0.0000	0.0000	0.0000	0.0000
	0.0000	0.0000	0.0000	0.0000	0.0000	0.0000	0.0000	0.0000	0.0000	0.0000	0.0000
	0.0000	0.0000	0.0763	0.6706	0.1572	0.0581	0.0183	0.0000	0.0000	0.0000	0.0000
	0.0000	0.0000	0.0000	0.0000	0.0000	0.0000	0.0000	0.0000	0.0195	0.0000	0.0000
	0.0000	0.0000	0.0000	0.0000	0.0000	0.0000	0.0000	0.0000	0.0000	0.0000	0.0000
	0.0000	0.0000	0.0000								
2002	1	7	1	0	1	52	52	41	0.0000	0.0000	0.0104
	0.6120	0.2348	0.0348	0.0121	0.0296	0.0000	0.0000	0.0121	0.0000	0.0000	0.0149
	0.0000	0.0000	0.0000	0.0000	0.0000	0.0000	0.0000	0.0392	0.0000	0.0000	0.0000
	0.0000	0.0000	0.0000	0.0000	0.0000	0.0000	0.0000	0.0000	0.0000	0.0000	0.0000
	0.0000	0.0000	0.0104	0.6120	0.2348	0.0348	0.0121	0.0296	0.0000	0.0000	0.0121
	0.0000	0.0000	0.0149	0.0000	0.0000	0.0000	0.0000	0.0000	0.0000	0.0000	0.0392
	0.0000	0.0000	0.0000	0.0000	0.0000	0.0000	0.0000	0.0000	0.0000	0.0000	0.0000
	0.0000	0.0000	0.0000								
2002	1	7	1	0	1	54	54	40	0.0000	0.0000	0.0178
	0.4909	0.1369	0.0240	0.0000	0.0227	0.0249	0.0758	0.0356	0.0227	0.0255	0.0000
	0.0359	0.0000	0.0000	0.0140	0.0000	0.0000	0.0000	0.0000	0.0000	0.0000	0.0000
	0.0200	0.0000	0.0000	0.0000	0.0000	0.0000	0.0000	0.0000	0.0000	0.0000	0.0533
	0.0000	0.0000	0.0178	0.4909	0.1369	0.0240	0.0000	0.0227	0.0249	0.0758	0.0356
	0.0227	0.0255	0.0000	0.0359	0.0000	0.0000	0.0140	0.0000	0.0000	0.0000	0.0000
	0.0000	0.0000	0.0000	0.0200	0.0000	0.0000	0.0000	0.0000	0.0000	0.0000	0.0000
	0.0000	0.0000	0.0533								
2002	1	7	1	0	1	56	56	35	0.0000	0.0000	0.0000
	0.2601	0.2075	0.0567	0.0314	0.0000	0.0000	0.0000	0.0318	0.0224	0.0689	0.0430
	0.0260	0.0468	0.0359	0.0169	0.0000	0.0250	0.0000	0.0247	0.0000	0.0378	0.0000
	0.0000	0.0000	0.0000	0.0000	0.0000	0.0000	0.0000	0.0000	0.0000	0.0000	0.0652
	0.0000	0.0000	0.0000	0.2601	0.2075	0.0567	0.0314	0.0000	0.0000	0.0000	0.0318
	0.0224	0.0689	0.0430	0.0260	0.0468	0.0359	0.0169	0.0000	0.0250	0.0000	0.0247
	0.0000	0.0378	0.0000	0.0000	0.0000	0.0000	0.0000	0.0000	0.0000	0.0000	0.0000
	0.0000	0.0000	0.0652								
2002	1	7	1	0	1	58	58	34	0.0000	0.0000	0.0000
	0.1342	0.0200	0.0000	0.0597	0.0314	0.0347	0.0163	0.0000	0.0415	0.0703	0.0660
	0.0341	0.0184	0.0570	0.0000	0.0371	0.0000	0.0000	0.0000	0.0626	0.0000	0.0225
	0.0000	0.0000	0.0000	0.0233	0.0170	0.0495	0.0296	0.0225	0.0380	0.0000	0.1145

	0.0000	0.0000	0.0000	0.1342	0.0200	0.0000	0.0597	0.0314	0.0347	0.0163	0.0000
	0.0415	0.0703	0.0660	0.0341	0.0184	0.0570	0.0000	0.0371	0.0000	0.0000	0.0000
	0.0626	0.0000	0.0225	0.0000	0.0000	0.0000	0.0233	0.0170	0.0495	0.0296	0.0225
	0.0380	0.0000	0.1145								
2002	1	7	1	0	1	60	60	38	0.0000	0.0000	0.0000
	0.0281	0.0281	0.0260	0.0161	0.0642	0.0284	0.0957	0.0777	0.0150	0.0200	0.0207
	0.0430	0.0452	0.0000	0.1039	0.0399	0.0131	0.0336	0.0264	0.0000	0.0000	0.0404
	0.0000	0.0000	0.0207	0.0147	0.0324	0.0000	0.0000	0.0278	0.0000	0.0217	0.1174
	0.0000	0.0000	0.0000	0.0281	0.0281	0.0260	0.0161	0.0642	0.0284	0.0957	0.0777
	0.0150	0.0200	0.0207	0.0430	0.0452	0.0000	0.1039	0.0399	0.0131	0.0336	0.0264
	0.0000	0.0000	0.0404	0.0000	0.0000	0.0207	0.0147	0.0324	0.0000	0.0000	0.0278
	0.0000	0.0217	0.1174								
2002	1	7	1	0	1	62	62	39	0.0000	0.0000	0.0000
	0.0134	0.0000	0.0491	0.0258	0.0440	0.0150	0.0146	0.0407	0.0166	0.0000	0.0258
	0.0375	0.0295	0.0369	0.0000	0.0000	0.0218	0.0172	0.0259	0.0152	0.0519	0.0511
	0.0000	0.0000	0.0270	0.0584	0.0000	0.0166	0.0607	0.0152	0.0000	0.0277	0.2623
	0.0000	0.0000	0.0000	0.0134	0.0000	0.0491	0.0258	0.0440	0.0150	0.0146	0.0407
	0.0166	0.0000	0.0258	0.0375	0.0295	0.0369	0.0000	0.0000	0.0218	0.0172	0.0259
	0.0152	0.0519	0.0511	0.0000	0.0000	0.0270	0.0584	0.0000	0.0166	0.0607	0.0152
	0.0000	0.0277	0.2623								
2002	1	7	1	0	1	64	64	23	0.0000	0.0000	0.0000
	0.0000	0.0000	0.0599	0.0615	0.1775	0.0257	0.0347	0.0465	0.0270	0.0508	0.0000
	0.0000	0.0000	0.0000	0.0257	0.0784	0.0000	0.0000	0.0686	0.0268	0.0597	0.0000
	0.0399	0.0000	0.0000	0.0252	0.0000	0.0508	0.0000	0.0000	0.0000	0.0475	0.0938
	0.0000	0.0000	0.0000	0.0000	0.0000	0.0599	0.0615	0.1775	0.0257	0.0347	0.0465
	0.0270	0.0508	0.0000	0.0000	0.0000	0.0000	0.0257	0.0784	0.0000	0.0000	0.0686
	0.0268	0.0597	0.0000	0.0399	0.0000	0.0000	0.0252	0.0000	0.0508	0.0000	0.0000
	0.0000	0.0475	0.0938								
2002	1	7	1	0	1	66	66	22	0.0000	0.0000	0.0000
	0.0000	0.0000	0.0432	0.0406	0.0742	0.0298	0.0000	0.0233	0.0255	0.0517	0.0233
	0.0000	0.0000	0.0223	0.0000	0.0251	0.0430	0.0000	0.0000	0.0572	0.0391	0.0773
	0.0430	0.0000	0.0000	0.0000	0.0000	0.0000	0.0253	0.0000	0.0000	0.0608	0.2952
	0.0000	0.0000	0.0000	0.0000	0.0000	0.0432	0.0406	0.0742	0.0298	0.0000	0.0233
	0.0255	0.0517	0.0233	0.0000	0.0000	0.0223	0.0000	0.0251	0.0430	0.0000	0.0000
	0.0572	0.0391	0.0773	0.0430	0.0000	0.0000	0.0000	0.0000	0.0000	0.0253	0.0000
	0.0000	0.0608	0.2952								
2002	1	7	1	0	1	68	68	19	0.0000	0.0000	0.0000
	0.0000	0.0000	0.0000	0.0000	0.0383	0.0252	0.0312	0.0000	0.0329	0.0000	0.0000
	0.0593	0.0000	0.0230	0.0000	0.0000	0.1632	0.0000	0.0447	0.0000	0.0000	0.0248
	0.0000	0.0000	0.0000	0.0000	0.0612	0.0000	0.0893	0.0000	0.0945	0.0000	0.3124
	0.0000	0.0000	0.0000	0.0000	0.0000	0.0000	0.0000	0.0383	0.0252	0.0312	0.0000
	0.0329	0.0000	0.0000	0.0593	0.0000	0.0230	0.0000	0.0000	0.1632	0.0000	0.0447
	0.0000	0.0000	0.0248	0.0000	0.0000	0.0000	0.0000	0.0612	0.0000	0.0893	0.0000
	0.0945	0.0000	0.3124								
2002	1	7	1	0	1	70	70	12	0.0000	0.0000	0.0000
	0.0000	0.0000	0.0000	0.0451	0.0478	0.1674	0.0000	0.0000	0.0000	0.0000	0.0459
	0.0000	0.0000	0.0000	0.0537	0.0000	0.0000	0.0730	0.0000	0.0791	0.0000	0.1035
	0.0886	0.0000	0.0000	0.0000	0.0000	0.1084	0.0000	0.0000	0.0000	0.0000	0.1873
	0.0000	0.0000	0.0000	0.0000	0.0000	0.0000	0.0451	0.0478	0.1674	0.0000	0.0000
	0.0000	0.0000	0.0459	0.0000	0.0000	0.0000	0.0537	0.0000	0.0000	0.0730	0.0000
	0.0791	0.0000	0.1035	0.0886	0.0000	0.0000	0.0000	0.0000	0.1084	0.0000	0.0000
	0.0000	0.0000	0.1873								
2002	1	7	1	0	1	72	72	13	0.0000	0.0000	0.0000
	0.0000	0.0000	0.0000	0.0000	0.0453	0.0648	0.0000	0.0000	0.0484	0.1907	0.0000
	0.0000	0.0000	0.0000	0.0747	0.0985	0.0000	0.0000	0.0000	0.0000	0.0000	0.0000
	0.0000	0.0000	0.0000	0.0000	0.0000	0.0000	0.0000	0.1478	0.1070	0.0000	0.2228
	0.0000	0.0000	0.0000	0.0000	0.0000	0.0000	0.0000	0.0453	0.0648	0.0000	0.0000
	0.0484	0.1907	0.0000	0.0000	0.0000	0.0000	0.0747	0.0985	0.0000	0.0000	0.0000
	0.0000	0.0000	0.0000	0.0000	0.0000	0.0000	0.0000	0.0000	0.0000	0.0000	0.1478
	0.1070	0.0000	0.2228								
2002	1	7	1	0	1	74	74	4	0.0000	0.0000	0.0000
	0.0000	0.0000	0.0000	0.0000	0.0000	0.1801	0.0000	0.0000	0.0000	0.0000	0.0000
	0.0000	0.0000	0.0000	0.0000	0.1797	0.0000	0.0000	0.0000	0.0000	0.0000	0.0000
	0.0000	0.0000	0.0000	0.0000	0.0000	0.0000	0.0000	0.0000	0.0000	0.0000	0.6401
	0.0000	0.0000	0.0000	0.0000	0.0000	0.0000	0.0000	0.0000	0.1801	0.0000	0.0000
	0.0000	0.0000	0.0000	0.0000	0.0000	0.0000	0.0000	0.1797	0.0000	0.0000	0.0000
	0.0000	0.0000	0.0000	0.0000	0.0000	0.0000	0.0000	0.0000	0.0000	0.0000	0.0000
	0.0000	0.0000	0.6401								
2002	1	7	1	0	1	76	76	4	0.0000	0.0000	0.0000
	0.0000	0.0000	0.0000	0.0000	0.1451	0.0000	0.0000	0.0000	0.0000	0.0000	0.0000

```
        0.1489  0.0000  0.0000  0.0000  0.1489  0.0000  0.0000  0.3043  0.0000  0.0000  0.0000
        0.0000  0.0000  0.0000  0.0000  0.0000  0.0000  0.0000  0.0000  0.0000  0.0000  0.2528
        0.0000  0.0000  0.0000  0.0000  0.0000  0.0000  0.0000  0.1451  0.0000  0.0000  0.0000
        0.0000  0.0000  0.0000  0.1489  0.0000  0.0000  0.0000  0.1489  0.0000  0.0000  0.3043
        0.0000  0.0000  0.0000  0.0000  0.0000  0.0000  0.0000  0.0000  0.0000  0.0000  0.0000
        0.0000  0.0000  0.2528
2002    1       7       1       0       1       78      78      6       0.0000  0.0000  0.0000
        0.0000  0.0000  0.0000  0.0000  0.1346  0.1081  0.0000  0.1989  0.0000  0.0000  0.0000
        0.0000  0.0000  0.0000  0.1086  0.2162  0.0000  0.0000  0.0000  0.0000  0.2336  0.0000
        0.0000  0.0000  0.0000  0.0000  0.0000  0.0000  0.0000  0.0000  0.0000  0.0000  0.0000
        0.0000  0.0000  0.0000  0.0000  0.0000  0.0000  0.0000  0.1346  0.1081  0.0000  0.1989
        0.0000  0.0000  0.0000  0.0000  0.0000  0.0000  0.1086  0.2162  0.0000  0.0000  0.0000
        0.0000  0.2336  0.0000  0.0000  0.0000  0.0000  0.0000  0.0000  0.0000  0.0000  0.0000
        0.0000  0.0000  0.0000
2002    1       7       1       0       1       80      80      2       0.0000  0.0000  0.0000
        0.0000  0.0000  0.0000  0.0000  0.0000  0.0000  0.0000  0.0000  0.5048  0.0000  0.0000
        0.0000  0.0000  0.0000  0.0000  0.0000  0.0000  0.4952  0.0000  0.0000  0.0000  0.0000
        0.0000  0.0000  0.0000  0.0000  0.0000  0.0000  0.0000  0.0000  0.0000  0.0000  0.0000
        0.0000  0.0000  0.0000  0.0000  0.0000  0.0000  0.0000  0.0000  0.0000  0.0000  0.0000
        0.5048  0.0000  0.0000  0.0000  0.0000  0.0000  0.0000  0.0000  0.0000  0.4952  0.0000
        0.0000  0.0000  0.0000  0.0000  0.0000  0.0000  0.0000  0.0000  0.0000  0.0000  0.0000
        0.0000  0.0000  0.0000
2002    1       7       1       0       1       82      82      1       0.0000  0.0000  0.0000
        0.0000  0.0000  0.0000  0.0000  0.0000  0.0000  0.0000  0.0000  0.0000  0.0000  0.0000
        0.0000  0.0000  0.0000  0.0000  0.0000  0.0000  0.0000  0.0000  0.0000  0.0000  0.0000
        0.0000  0.0000  0.0000  0.0000  0.0000  0.0000  0.0000  0.0000  0.0000  0.0000  1.0000
        0.0000  0.0000  0.0000  0.0000  0.0000  0.0000  0.0000  0.0000  0.0000  0.0000  0.0000
        0.0000  0.0000  0.0000  0.0000  0.0000  0.0000  0.0000  0.0000  0.0000  0.0000  0.0000
        0.0000  0.0000  0.0000  0.0000  0.0000  0.0000  0.0000  0.0000  0.0000  0.0000  0.0000
        0.0000  0.0000  1.0000
2002    1       7       1       0       1       84      84      1       0.0000  0.0000  0.0000
        0.0000  0.0000  0.0000  0.0000  0.0000  0.0000  0.0000  0.0000  0.0000  0.0000  0.0000
        0.0000  0.0000  1.0000  0.0000  0.0000  0.0000  0.0000  0.0000  0.0000  0.0000  0.0000
        0.0000  0.0000  0.0000  0.0000  0.0000  0.0000  0.0000  0.0000  0.0000  0.0000  0.0000
        0.0000  0.0000  0.0000  0.0000  0.0000  0.0000  0.0000  0.0000  0.0000  0.0000  0.0000
        0.0000  0.0000  0.0000  0.0000  0.0000  1.0000  0.0000  0.0000  0.0000  0.0000  0.0000
        0.0000  0.0000  0.0000  0.0000  0.0000  0.0000  0.0000  0.0000  0.0000  0.0000  0.0000
        0.0000  0.0000  0.0000
# NWSLP Marginal ages updated for 2011 (N=5)
1998    1       7       0       0       1       -1      -1      -1      0.0000  0.0026  0.0110
        0.1289  0.0794  0.0386  0.0241  0.0284  0.0378  0.0303  0.0509  0.0275  0.0410  0.0355
        0.0171  0.0234  0.0267  0.0133  0.0234  0.0162  0.0203  0.0190  0.0115  0.0172  0.0266
        0.0164  0.0183  0.0068  0.0078  0.0156  0.0145  0.0149  0.0067  0.0180  0.0107  0.1199
        0.0000  0.0026  0.0110  0.1289  0.0794  0.0386  0.0241  0.0284  0.0378  0.0303  0.0509
        0.0275  0.0410  0.0355  0.0171  0.0234  0.0267  0.0133  0.0234  0.0162  0.0203  0.0190
        0.0115  0.0172  0.0266  0.0164  0.0183  0.0068  0.0078  0.0156  0.0145  0.0149  0.0067
        0.0180  0.0107  0.1199
1999    1       7       0       0       1       -1      -1      -1      0.0000  0.0033  0.0191
        0.0400  0.0984  0.1229  0.0298  0.0621  0.0235  0.0315  0.0178  0.0185  0.0631  0.0286
        0.0258  0.0359  0.0257  0.0336  0.0140  0.0172  0.0129  0.0309  0.0110  0.0141  0.0150
        0.0043  0.0153  0.0166  0.0119  0.0048  0.0110  0.0075  0.0078  0.0155  0.0102  0.1003
        0.0000  0.0033  0.0191  0.0400  0.0984  0.1229  0.0298  0.0621  0.0235  0.0315  0.0178
        0.0185  0.0631  0.0286  0.0258  0.0359  0.0257  0.0336  0.0140  0.0172  0.0129  0.0309
        0.0110  0.0141  0.0150  0.0043  0.0153  0.0166  0.0119  0.0048  0.0110  0.0075  0.0078
        0.0155  0.0102  0.1003
2000    1       7       0       0       1       -1      -1      -1      0.0005  0.1313  0.0094
        0.0392  0.0310  0.1072  0.0364  0.0463  0.0330  0.0264  0.0698  0.0607  0.0235  0.0155
        0.0193  0.0241  0.0152  0.0195  0.0240  0.0192  0.0186  0.0166  0.0139  0.0161  0.0105
        0.0058  0.0138  0.0177  0.0176  0.0147  0.0146  0.0051  0.0149  0.0084  0.0135  0.0468
        0.0005  0.1313  0.0094  0.0392  0.0310  0.1072  0.0364  0.0463  0.0330  0.0264  0.0698
        0.0607  0.0235  0.0155  0.0193  0.0241  0.0152  0.0195  0.0240  0.0192  0.0186  0.0166
        0.0139  0.0161  0.0105  0.0058  0.0138  0.0177  0.0176  0.0147  0.0146  0.0051  0.0149
        0.0084  0.0135  0.0468
2001    1       7       0       0       1       -1      -1      -1      0.0127  0.0351  0.2630
        0.0516  0.0130  0.0151  0.0555  0.0429  0.0106  0.0159  0.0142  0.0171  0.0169  0.0221
        0.0216  0.0240  0.0199  0.0194  0.0244  0.0123  0.0150  0.0074  0.0262  0.0186  0.0048
        0.0081  0.0115  0.0066  0.0064  0.0128  0.0045  0.0185  0.0137  0.0063  0.0015  0.1308
        0.0127  0.0351  0.2630  0.0516  0.0130  0.0151  0.0555  0.0429  0.0106  0.0159  0.0142
        0.0171  0.0169  0.0221  0.0216  0.0240  0.0199  0.0194  0.0244  0.0123  0.0150  0.0074
```

	0.0262	0.0186	0.0048	0.0081	0.0115	0.0066	0.0064	0.0128	0.0045	0.0185	0.0137
	0.0063	0.0015	0.1308								
2002	1	7	0	0	1	-1	-1	-1	0.0016	0.0598	0.0547
	0.2803	0.0747	0.0234	0.0213	0.0347	0.0201	0.0168	0.0132	0.0154	0.0167	0.0145
	0.0154	0.0137	0.0129	0.0119	0.0123	0.0151	0.0091	0.0147	0.0094	0.0104	0.0141
	0.0153	0.0078	0.0034	0.0095	0.0055	0.0070	0.0095	0.0064	0.0100	0.0094	0.1302
	0.0016	0.0598	0.0547	0.2803	0.0747	0.0234	0.0213	0.0347	0.0201	0.0168	0.0132
	0.0154	0.0167	0.0145	0.0154	0.0137	0.0129	0.0119	0.0123	0.0151	0.0091	0.0147
	0.0094	0.0104	0.0141	0.0153	0.0078	0.0034	0.0095	0.0055	0.0070	0.0095	0.0064
	0.0100	0.0094	0.1302								
# NWCBO Females updated for 2011 (N=237)											
2003	1	8	1	0	1	20	20	1	1.0000	0.0000	0.0000
	0.0000	0.0000	0.0000	0.0000	0.0000	0.0000	0.0000	0.0000	0.0000	0.0000	0.0000
	0.0000	0.0000	0.0000	0.0000	0.0000	0.0000	0.0000	0.0000	0.0000	0.0000	0.0000
	0.0000	0.0000	0.0000	0.0000	0.0000	0.0000	0.0000	0.0000	0.0000	0.0000	0.0000
	0.0000	1.0000	0.0000	0.0000	0.0000	0.0000	0.0000	0.0000	0.0000	0.0000	0.0000
	0.0000	0.0000	0.0000	0.0000	0.0000	0.0000	0.0000	0.0000	0.0000	0.0000	0.0000
	0.0000	0.0000	0.0000	0.0000	0.0000	0.0000	0.0000	0.0000	0.0000	0.0000	0.0000
	0.0000	0.0000	0.0000								
2003	1	8	1	0	1	22	22	3	1.0000	0.0000	0.0000
	0.0000	0.0000	0.0000	0.0000	0.0000	0.0000	0.0000	0.0000	0.0000	0.0000	0.0000
	0.0000	0.0000	0.0000	0.0000	0.0000	0.0000	0.0000	0.0000	0.0000	0.0000	0.0000
	0.0000	0.0000	0.0000	0.0000	0.0000	0.0000	0.0000	0.0000	0.0000	0.0000	0.0000
	0.0000	1.0000	0.0000	0.0000	0.0000	0.0000	0.0000	0.0000	0.0000	0.0000	0.0000
	0.0000	0.0000	0.0000	0.0000	0.0000	0.0000	0.0000	0.0000	0.0000	0.0000	0.0000
	0.0000	0.0000	0.0000	0.0000	0.0000	0.0000	0.0000	0.0000	0.0000	0.0000	0.0000
	0.0000	0.0000	0.0000								
2003	1	8	1	0	1	24	24	5	1.0000	0.0000	0.0000
	0.0000	0.0000	0.0000	0.0000	0.0000	0.0000	0.0000	0.0000	0.0000	0.0000	0.0000
	0.0000	0.0000	0.0000	0.0000	0.0000	0.0000	0.0000	0.0000	0.0000	0.0000	0.0000
	0.0000	0.0000	0.0000	0.0000	0.0000	0.0000	0.0000	0.0000	0.0000	0.0000	0.0000
	0.0000	1.0000	0.0000	0.0000	0.0000	0.0000	0.0000	0.0000	0.0000	0.0000	0.0000
	0.0000	0.0000	0.0000	0.0000	0.0000	0.0000	0.0000	0.0000	0.0000	0.0000	0.0000
	0.0000	0.0000	0.0000	0.0000	0.0000	0.0000	0.0000	0.0000	0.0000	0.0000	0.0000
	0.0000	0.0000	0.0000								
2003	1	8	1	0	1	26	26	3	1.0000	0.0000	0.0000
	0.0000	0.0000	0.0000	0.0000	0.0000	0.0000	0.0000	0.0000	0.0000	0.0000	0.0000
	0.0000	0.0000	0.0000	0.0000	0.0000	0.0000	0.0000	0.0000	0.0000	0.0000	0.0000
	0.0000	0.0000	0.0000	0.0000	0.0000	0.0000	0.0000	0.0000	0.0000	0.0000	0.0000
	0.0000	1.0000	0.0000	0.0000	0.0000	0.0000	0.0000	0.0000	0.0000	0.0000	0.0000
	0.0000	0.0000	0.0000	0.0000	0.0000	0.0000	0.0000	0.0000	0.0000	0.0000	0.0000
	0.0000	0.0000	0.0000	0.0000	0.0000	0.0000	0.0000	0.0000	0.0000	0.0000	0.0000
	0.0000	0.0000	0.0000								
2003	1	8	1	0	1	30	30	3	0.0000	1.0000	0.0000
	0.0000	0.0000	0.0000	0.0000	0.0000	0.0000	0.0000	0.0000	0.0000	0.0000	0.0000
	0.0000	0.0000	0.0000	0.0000	0.0000	0.0000	0.0000	0.0000	0.0000	0.0000	0.0000
	0.0000	0.0000	0.0000	0.0000	0.0000	0.0000	0.0000	0.0000	0.0000	0.0000	0.0000
	0.0000	1.0000	0.0000	0.0000	0.0000	0.0000	0.0000	0.0000	0.0000	0.0000	0.0000
	0.0000	0.0000	0.0000	0.0000	0.0000	0.0000	0.0000	0.0000	0.0000	0.0000	0.0000
	0.0000	0.0000	0.0000	0.0000	0.0000	0.0000	0.0000	0.0000	0.0000	0.0000	0.0000
	0.0000	0.0000	0.0000								
2003	1	8	1	0	1	32	32	3	0.0000	1.0000	0.0000
	0.0000	0.0000	0.0000	0.0000	0.0000	0.0000	0.0000	0.0000	0.0000	0.0000	0.0000
	0.0000	0.0000	0.0000	0.0000	0.0000	0.0000	0.0000	0.0000	0.0000	0.0000	0.0000
	0.0000	0.0000	0.0000	0.0000	0.0000	0.0000	0.0000	0.0000	0.0000	0.0000	0.0000
	0.0000	1.0000	0.0000	0.0000	0.0000	0.0000	0.0000	0.0000	0.0000	0.0000	0.0000
	0.0000	0.0000	0.0000	0.0000	0.0000	0.0000	0.0000	0.0000	0.0000	0.0000	0.0000
	0.0000	0.0000	0.0000	0.0000	0.0000	0.0000	0.0000	0.0000	0.0000	0.0000	0.0000
	0.0000	0.0000	0.0000								
2003	1	8	1	0	1	34	34	9	0.0000	1.0000	0.0000
	0.0000	0.0000	0.0000	0.0000	0.0000	0.0000	0.0000	0.0000	0.0000	0.0000	0.0000
	0.0000	0.0000	0.0000	0.0000	0.0000	0.0000	0.0000	0.0000	0.0000	0.0000	0.0000
	0.0000	0.0000	0.0000	0.0000	0.0000	0.0000	0.0000	0.0000	0.0000	0.0000	0.0000
	0.0000	1.0000	0.0000	0.0000	0.0000	0.0000	0.0000	0.0000	0.0000	0.0000	0.0000
	0.0000	0.0000	0.0000	0.0000	0.0000	0.0000	0.0000	0.0000	0.0000	0.0000	0.0000
	0.0000	0.0000	0.0000	0.0000	0.0000	0.0000	0.0000	0.0000	0.0000	0.0000	0.0000
	0.0000	0.0000	0.0000								
2003	1	8	1	0	1	36	36	14	0.0000	1.0000	0.0000
	0.0000	0.0000	0.0000	0.0000	0.0000	0.0000	0.0000	0.0000	0.0000	0.0000	0.0000
	0.0000	0.0000	0.0000	0.0000	0.0000	0.0000	0.0000	0.0000	0.0000	0.0000	0.0000

	0.0000	0.0000	0.0000	0.0000	0.0000	0.0000	0.0000	0.0000	0.0000	0.0000	0.0000
	0.0000	1.0000	0.0000	0.0000	0.0000	0.0000	0.0000	0.0000	0.0000	0.0000	0.0000
	0.0000	0.0000	0.0000	0.0000	0.0000	0.0000	0.0000	0.0000	0.0000	0.0000	0.0000
	0.0000	0.0000	0.0000	0.0000	0.0000	0.0000	0.0000	0.0000	0.0000	0.0000	0.0000
	0.0000	0.0000	0.0000								
2003	1	8	1	0	1	38	38	14	0.0000	0.7135	0.2865
	0.0000	0.0000	0.0000	0.0000	0.0000	0.0000	0.0000	0.0000	0.0000	0.0000	0.0000
	0.0000	0.0000	0.0000	0.0000	0.0000	0.0000	0.0000	0.0000	0.0000	0.0000	0.0000
	0.0000	0.0000	0.0000	0.0000	0.0000	0.0000	0.0000	0.0000	0.0000	0.0000	0.0000
	0.0000	0.7135	0.2865	0.0000	0.0000	0.0000	0.0000	0.0000	0.0000	0.0000	0.0000
	0.0000	0.0000	0.0000	0.0000	0.0000	0.0000	0.0000	0.0000	0.0000	0.0000	0.0000
	0.0000	0.0000	0.0000	0.0000	0.0000	0.0000	0.0000	0.0000	0.0000	0.0000	0.0000
	0.0000	0.0000	0.0000								
2003	1	8	1	0	1	40	40	19	0.0000	0.4120	0.5543
	0.0337	0.0000	0.0000	0.0000	0.0000	0.0000	0.0000	0.0000	0.0000	0.0000	0.0000
	0.0000	0.0000	0.0000	0.0000	0.0000	0.0000	0.0000	0.0000	0.0000	0.0000	0.0000
	0.0000	0.0000	0.0000	0.0000	0.0000	0.0000	0.0000	0.0000	0.0000	0.0000	0.0000
	0.0000	0.4120	0.5543	0.0337	0.0000	0.0000	0.0000	0.0000	0.0000	0.0000	0.0000
	0.0000	0.0000	0.0000	0.0000	0.0000	0.0000	0.0000	0.0000	0.0000	0.0000	0.0000
	0.0000	0.0000	0.0000	0.0000	0.0000	0.0000	0.0000	0.0000	0.0000	0.0000	0.0000
	0.0000	0.0000	0.0000								
2003	1	8	1	0	1	42	42	12	0.0000	0.1319	0.2983
	0.1099	0.0000	0.4126	0.0472	0.0000	0.0000	0.0000	0.0000	0.0000	0.0000	0.0000
	0.0000	0.0000	0.0000	0.0000	0.0000	0.0000	0.0000	0.0000	0.0000	0.0000	0.0000
	0.0000	0.0000	0.0000	0.0000	0.0000	0.0000	0.0000	0.0000	0.0000	0.0000	0.0000
	0.0000	0.1319	0.2983	0.1099	0.0000	0.4126	0.0472	0.0000	0.0000	0.0000	0.0000
	0.0000	0.0000	0.0000	0.0000	0.0000	0.0000	0.0000	0.0000	0.0000	0.0000	0.0000
	0.0000	0.0000	0.0000	0.0000	0.0000	0.0000	0.0000	0.0000	0.0000	0.0000	0.0000
	0.0000	0.0000	0.0000								
2003	1	8	1	0	1	44	44	15	0.0000	0.1604	0.1660
	0.2275	0.4460	0.0000	0.0000	0.0000	0.0000	0.0000	0.0000	0.0000	0.0000	0.0000
	0.0000	0.0000	0.0000	0.0000	0.0000	0.0000	0.0000	0.0000	0.0000	0.0000	0.0000
	0.0000	0.0000	0.0000	0.0000	0.0000	0.0000	0.0000	0.0000	0.0000	0.0000	0.0000
	0.0000	0.1604	0.1660	0.2275	0.4460	0.0000	0.0000	0.0000	0.0000	0.0000	0.0000
	0.0000	0.0000	0.0000	0.0000	0.0000	0.0000	0.0000	0.0000	0.0000	0.0000	0.0000
	0.0000	0.0000	0.0000	0.0000	0.0000	0.0000	0.0000	0.0000	0.0000	0.0000	0.0000
	0.0000	0.0000	0.0000								
2003	1	8	1	0	1	46	46	24	0.0000	0.0000	0.2504
	0.0796	0.3446	0.3054	0.0200	0.0000	0.0000	0.0000	0.0000	0.0000	0.0000	0.0000
	0.0000	0.0000	0.0000	0.0000	0.0000	0.0000	0.0000	0.0000	0.0000	0.0000	0.0000
	0.0000	0.0000	0.0000	0.0000	0.0000	0.0000	0.0000	0.0000	0.0000	0.0000	0.0000
	0.0000	0.0000	0.2504	0.0796	0.3446	0.3054	0.0200	0.0000	0.0000	0.0000	0.0000
	0.0000	0.0000	0.0000	0.0000	0.0000	0.0000	0.0000	0.0000	0.0000	0.0000	0.0000
	0.0000	0.0000	0.0000	0.0000	0.0000	0.0000	0.0000	0.0000	0.0000	0.0000	0.0000
	0.0000	0.0000	0.0000								
2003	1	8	1	0	1	48	48	48	0.0000	0.0000	0.2345
	0.6883	0.0604	0.0101	0.0000	0.0000	0.0067	0.0000	0.0000	0.0000	0.0000	0.0000
	0.0000	0.0000	0.0000	0.0000	0.0000	0.0000	0.0000	0.0000	0.0000	0.0000	0.0000
	0.0000	0.0000	0.0000	0.0000	0.0000	0.0000	0.0000	0.0000	0.0000	0.0000	0.0000
	0.0000	0.0000	0.2345	0.6883	0.0604	0.0101	0.0000	0.0000	0.0067	0.0000	0.0000
	0.0000	0.0000	0.0000	0.0000	0.0000	0.0000	0.0000	0.0000	0.0000	0.0000	0.0000
	0.0000	0.0000	0.0000	0.0000	0.0000	0.0000	0.0000	0.0000	0.0000	0.0000	0.0000
	0.0000	0.0000	0.0000								
2003	1	8	1	0	1	50	50	68	0.0000	0.0000	0.0637
	0.7046	0.0565	0.0198	0.0066	0.1419	0.0000	0.0000	0.0069	0.0000	0.0000	0.0000
	0.0000	0.0000	0.0000	0.0000	0.0000	0.0000	0.0000	0.0000	0.0000	0.0000	0.0000
	0.0000	0.0000	0.0000	0.0000	0.0000	0.0000	0.0000	0.0000	0.0000	0.0000	0.0000
	0.0000	0.0000	0.0637	0.7046	0.0565	0.0198	0.0066	0.1419	0.0000	0.0000	0.0069
	0.0000	0.0000	0.0000	0.0000	0.0000	0.0000	0.0000	0.0000	0.0000	0.0000	0.0000
	0.0000	0.0000	0.0000	0.0000	0.0000	0.0000	0.0000	0.0000	0.0000	0.0000	0.0000
	0.0000	0.0000	0.0000								
2003	1	8	1	0	1	52	52	37	0.0000	0.0000	0.0199
	0.3637	0.5919	0.0000	0.0000	0.0000	0.0140	0.0000	0.0000	0.0000	0.0000	0.0000
	0.0000	0.0000	0.0000	0.0000	0.0000	0.0000	0.0000	0.0000	0.0000	0.0000	0.0000
	0.0000	0.0000	0.0000	0.0000	0.0000	0.0000	0.0000	0.0000	0.0000	0.0000	0.0106
	0.0000	0.0000	0.0199	0.3637	0.5919	0.0000	0.0000	0.0000	0.0140	0.0000	0.0000
	0.0000	0.0000	0.0000	0.0000	0.0000	0.0000	0.0000	0.0000	0.0000	0.0000	0.0000
	0.0000	0.0000	0.0000	0.0000	0.0000	0.0000	0.0000	0.0000	0.0000	0.0000	0.0000
	0.0000	0.0000	0.0106								

2003	1	8	1	0	1	54	54	56	0.0000	0.0000	0.0000
	0.6975	0.2506	0.0022	0.0000	0.0056	0.0024	0.0000	0.0000	0.0000	0.0000	0.0000
	0.0000	0.0000	0.0000	0.0000	0.0000	0.0000	0.0000	0.0000	0.0000	0.0000	0.0417
	0.0000	0.0000	0.0000	0.0000	0.0000	0.0000	0.0000	0.0000	0.0000	0.0000	0.0000
	0.0000	0.0000	0.0000	0.6975	0.2506	0.0022	0.0000	0.0056	0.0024	0.0000	0.0000
	0.0000	0.0000	0.0000	0.0000	0.0000	0.0000	0.0000	0.0000	0.0000	0.0000	0.0000
	0.0000	0.0000	0.0417	0.0000	0.0000	0.0000	0.0000	0.0000	0.0000	0.0000	0.0000
	0.0000	0.0000	0.0000								
2003	1	8	1	0	1	56	56	53	0.0000	0.0000	0.0000
	0.1509	0.1788	0.0119	0.0024	0.0079	0.0216	0.0083	0.1907	0.0031	0.0000	0.0044
	0.2666	0.0000	0.1401	0.0000	0.0000	0.0000	0.0133	0.0000	0.0000	0.0000	0.0000
	0.0000	0.0000	0.0000	0.0000	0.0000	0.0000	0.0000	0.0000	0.0000	0.0000	0.0000
	0.0000	0.0000	0.0000	0.1509	0.1788	0.0119	0.0024	0.0079	0.0216	0.0083	0.1907
	0.0031	0.0000	0.0044	0.2666	0.0000	0.1401	0.0000	0.0000	0.0000	0.0133	0.0000
	0.0000	0.0000	0.0000	0.0000	0.0000	0.0000	0.0000	0.0000	0.0000	0.0000	0.0000
	0.0000	0.0000	0.0000								
2003	1	8	1	0	1	58	58	49	0.0000	0.0000	0.0000
	0.1800	0.3229	0.1158	0.0613	0.0129	0.0000	0.0068	0.0000	0.0000	0.0044	0.1497
	0.0000	0.0000	0.0023	0.0043	0.0000	0.0237	0.0000	0.0797	0.0000	0.0000	0.0120
	0.0000	0.0000	0.0000	0.0000	0.0000	0.0000	0.0073	0.0000	0.0000	0.0171	0.0000
	0.0000	0.0000	0.0000	0.1800	0.3229	0.1158	0.0613	0.0129	0.0000	0.0068	0.0000
	0.0000	0.0044	0.1497	0.0000	0.0000	0.0023	0.0043	0.0000	0.0237	0.0000	0.0797
	0.0000	0.0000	0.0120	0.0000	0.0000	0.0000	0.0000	0.0000	0.0000	0.0073	0.0000
	0.0000	0.0171	0.0000								
2003	1	8	1	0	1	60	60	45	0.0000	0.0000	0.0000
	0.0663	0.1238	0.1695	0.0329	0.0241	0.0000	0.0225	0.0058	0.0145	0.0109	0.0210
	0.0130	0.0000	0.0000	0.0000	0.0219	0.0000	0.0054	0.0000	0.0730	0.0145	0.0000
	0.0121	0.0000	0.0000	0.0071	0.0128	0.0000	0.0000	0.0505	0.0000	0.0000	0.2984
	0.0000	0.0000	0.0000	0.0663	0.1238	0.1695	0.0329	0.0241	0.0000	0.0225	0.0058
	0.0145	0.0109	0.0210	0.0130	0.0000	0.0000	0.0000	0.0219	0.0000	0.0054	0.0000
	0.0730	0.0145	0.0000	0.0121	0.0000	0.0000	0.0071	0.0128	0.0000	0.0000	0.0505
	0.0000	0.0000	0.2984								
2003	1	8	1	0	1	62	62	22	0.0000	0.0000	0.0000
	0.0205	0.0901	0.0447	0.0318	0.0047	0.4230	0.0157	0.0000	0.0000	0.0148	0.0563
	0.0000	0.0000	0.0647	0.0000	0.0000	0.0000	0.0000	0.0214	0.0000	0.0000	0.0000
	0.1459	0.0219	0.0000	0.0148	0.0000	0.0000	0.0000	0.0000	0.0214	0.0000	0.0084
	0.0000	0.0000	0.0000	0.0205	0.0901	0.0447	0.0318	0.0047	0.4230	0.0157	0.0000
	0.0000	0.0148	0.0563	0.0000	0.0000	0.0647	0.0000	0.0000	0.0000	0.0000	0.0214
	0.0000	0.0000	0.0000	0.1459	0.0219	0.0000	0.0148	0.0000	0.0000	0.0000	0.0000
	0.0214	0.0000	0.0084								
2003	1	8	1	0	1	64	64	19	0.0000	0.0000	0.0000
	0.0150	0.3744	0.0222	0.0135	0.0000	0.0118	0.0000	0.0000	0.0207	0.0000	0.0000
	0.0000	0.0000	0.0000	0.0000	0.0000	0.0000	0.0000	0.0000	0.0000	0.0000	0.0000
	0.0000	0.0000	0.0000	0.0000	0.0000	0.0549	0.0136	0.0353	0.0000	0.0000	0.4386
	0.0000	0.0000	0.0000	0.0150	0.3744	0.0222	0.0135	0.0000	0.0118	0.0000	0.0000
	0.0207	0.0000	0.0000	0.0000	0.0000	0.0000	0.0000	0.0000	0.0000	0.0000	0.0000
	0.0000	0.0000	0.0000	0.0000	0.0000	0.0000	0.0000	0.0000	0.0549	0.0136	0.0353
	0.0000	0.0000	0.4386								
2003	1	8	1	0	1	66	66	13	0.0000	0.0000	0.0000
	0.1530	0.0819	0.0000	0.0140	0.0827	0.2006	0.0000	0.0000	0.0000	0.0000	0.0000
	0.0000	0.0000	0.0000	0.0000	0.0000	0.0528	0.0593	0.0957	0.0000	0.0000	0.0000
	0.0000	0.0000	0.0000	0.0000	0.0000	0.0000	0.0000	0.0000	0.0000	0.0991	0.1608
	0.0000	0.0000	0.0000	0.1530	0.0819	0.0000	0.0140	0.0827	0.2006	0.0000	0.0000
	0.0000	0.0000	0.0000	0.0000	0.0000	0.0000	0.0000	0.0000	0.0528	0.0593	0.0957
	0.0000	0.0000	0.0000	0.0000	0.0000	0.0000	0.0000	0.0000	0.0000	0.0000	0.0000
	0.0000	0.0991	0.1608								
2003	1	8	1	0	1	68	68	13	0.0000	0.0000	0.0000
	0.0000	0.0187	0.0979	0.0000	0.1239	0.0687	0.0714	0.1351	0.0000	0.2250	0.0000
	0.0000	0.0000	0.0000	0.0000	0.0000	0.1060	0.0000	0.0000	0.0000	0.0000	0.0000
	0.0000	0.0000	0.0000	0.0000	0.0000	0.0000	0.0000	0.0000	0.0000	0.0000	0.1533
	0.0000	0.0000	0.0000	0.0000	0.0187	0.0979	0.0000	0.1239	0.0687	0.0714	0.1351
	0.0000	0.2250	0.0000	0.0000	0.0000	0.0000	0.0000	0.0000	0.1060	0.0000	0.0000
	0.0000	0.0000	0.0000	0.0000	0.0000	0.0000	0.0000	0.0000	0.0000	0.0000	0.0000
	0.0000	0.0000	0.1533								
2003	1	8	1	0	1	70	70	11	0.0000	0.0000	0.0000
	0.0000	0.0318	0.0000	0.0000	0.0785	0.1621	0.0000	0.0000	0.0000	0.0000	0.0406
	0.0000	0.0000	0.4761	0.0497	0.0000	0.0000	0.0000	0.0000	0.0000	0.0000	0.0000
	0.0000	0.1612	0.0000	0.0000	0.0000	0.0000	0.0000	0.0000	0.0000	0.0000	0.0000
	0.0000	0.0000	0.0000	0.0000	0.0318	0.0000	0.0000	0.0785	0.1621	0.0000	0.0000
	0.0000	0.0000	0.0406	0.0000	0.0000	0.4761	0.0497	0.0000	0.0000	0.0000	0.0000

	0.0000	0.0000	0.0000	0.0000	0.1612	0.0000	0.0000	0.0000	0.0000	0.0000	0.0000
	0.0000	0.0000	0.0000								
2003	1	8	1	0	1	72	72	7	0.0000	0.0000	0.0000
	0.0000	0.0000	0.0000	0.0000	0.0219	0.8681	0.0000	0.0000	0.0000	0.0223	0.0000
	0.0000	0.0000	0.0000	0.0000	0.0000	0.0687	0.0000	0.0000	0.0000	0.0000	0.0000
	0.0191	0.0000	0.0000	0.0000	0.0000	0.0000	0.0000	0.0000	0.0000	0.0000	0.0000
	0.0000	0.0000	0.0000	0.0000	0.0000	0.0000	0.0000	0.0219	0.8681	0.0000	0.0000
	0.0000	0.0223	0.0000	0.0000	0.0000	0.0000	0.0000	0.0000	0.0687	0.0000	0.0000
	0.0000	0.0000	0.0000	0.0191	0.0000	0.0000	0.0000	0.0000	0.0000	0.0000	0.0000
	0.0000	0.0000	0.0000								
2003	1	8	1	0	1	74	74	5	0.0000	0.0000	0.0000
	0.0000	0.1830	0.0000	0.0000	0.0000	0.0000	0.3585	0.0000	0.0000	0.0000	0.0626
	0.0000	0.0000	0.0000	0.3959	0.0000	0.0000	0.0000	0.0000	0.0000	0.0000	0.0000
	0.0000	0.0000	0.0000	0.0000	0.0000	0.0000	0.0000	0.0000	0.0000	0.0000	0.0000
	0.0000	0.0000	0.0000	0.0000	0.1830	0.0000	0.0000	0.0000	0.0000	0.3585	0.0000
	0.0000	0.0000	0.0626	0.0000	0.0000	0.0000	0.3959	0.0000	0.0000	0.0000	0.0000
	0.0000	0.0000	0.0000	0.0000	0.0000	0.0000	0.0000	0.0000	0.0000	0.0000	0.0000
	0.0000	0.0000	0.0000								
2003	1	8	1	0	1	76	76	3	0.0000	0.0000	0.0000
	0.0000	0.0000	0.0000	0.0000	0.0000	0.1590	0.0000	0.2519	0.0000	0.0000	0.0000
	0.0000	0.0000	0.0000	0.0000	0.0000	0.0000	0.0000	0.0000	0.0000	0.0000	0.0000
	0.0000	0.0000	0.0000	0.0000	0.0000	0.0000	0.0000	0.0000	0.0000	0.0000	0.5891
	0.0000	0.0000	0.0000	0.0000	0.0000	0.0000	0.0000	0.0000	0.1590	0.0000	0.2519
	0.0000	0.0000	0.0000	0.0000	0.0000	0.0000	0.0000	0.0000	0.0000	0.0000	0.0000
	0.0000	0.0000	0.0000	0.0000	0.0000	0.0000	0.0000	0.0000	0.0000	0.0000	0.0000
	0.0000	0.0000	0.5891								
2003	1	8	1	0	1	78	78	3	0.0000	0.0000	0.0000
	0.0000	0.0000	0.0000	0.0000	0.0000	0.0000	0.0000	0.0000	0.0000	0.0000	0.1627
	0.0000	0.0000	0.0000	0.6339	0.0000	0.0000	0.0000	0.0000	0.0000	0.0000	0.0000
	0.0000	0.0000	0.0000	0.0000	0.0000	0.0000	0.2034	0.0000	0.0000	0.0000	0.0000
	0.0000	0.0000	0.0000	0.0000	0.0000	0.0000	0.0000	0.0000	0.0000	0.0000	0.0000
	0.0000	0.0000	0.1627	0.0000	0.0000	0.0000	0.6339	0.0000	0.0000	0.0000	0.0000
	0.0000	0.0000	0.0000	0.0000	0.0000	0.0000	0.0000	0.0000	0.0000	0.2034	0.0000
	0.0000	0.0000	0.0000								
2003	1	8	1	0	1	80	80	2	0.0000	0.0000	0.0000
	0.0000	0.0000	0.0000	0.0000	0.0000	0.0000	0.0000	0.0000	0.0000	0.0000	0.0000
	0.0000	0.0000	1.0000	0.0000	0.0000	0.0000	0.0000	0.0000	0.0000	0.0000	0.0000
	0.0000	0.0000	0.0000	0.0000	0.0000	0.0000	0.0000	0.0000	0.0000	0.0000	0.0000
	0.0000	0.0000	0.0000	0.0000	0.0000	0.0000	0.0000	0.0000	0.0000	0.0000	0.0000
	0.0000	0.0000	0.0000	0.0000	0.0000	1.0000	0.0000	0.0000	0.0000	0.0000	0.0000
	0.0000	0.0000	0.0000	0.0000	0.0000	0.0000	0.0000	0.0000	0.0000	0.0000	0.0000
	0.0000	0.0000	0.0000								
2003	1	8	1	0	1	82	82	2	0.0000	0.0000	0.0000
	0.0000	0.0000	0.0000	0.0000	0.0000	0.0000	0.0000	0.0000	0.3261	0.0000	0.6739
	0.0000	0.0000	0.0000	0.0000	0.0000	0.0000	0.0000	0.0000	0.0000	0.0000	0.0000
	0.0000	0.0000	0.0000	0.0000	0.0000	0.0000	0.0000	0.0000	0.0000	0.0000	0.0000
	0.0000	0.0000	0.0000	0.0000	0.0000	0.0000	0.0000	0.0000	0.0000	0.0000	0.0000
	0.3261	0.0000	0.6739	0.0000	0.0000	0.0000	0.0000	0.0000	0.0000	0.0000	0.0000
	0.0000	0.0000	0.0000	0.0000	0.0000	0.0000	0.0000	0.0000	0.0000	0.0000	0.0000
	0.0000	0.0000	0.0000								
2003	1	8	1	0	1	84	84	2	0.0000	0.0000	0.0000
	0.0000	0.0000	0.0000	0.0000	0.0000	0.0000	0.0000	1.0000	0.0000	0.0000	0.0000
	0.0000	0.0000	0.0000	0.0000	0.0000	0.0000	0.0000	0.0000	0.0000	0.0000	0.0000
	0.0000	0.0000	0.0000	0.0000	0.0000	0.0000	0.0000	0.0000	0.0000	0.0000	0.0000
	0.0000	0.0000	0.0000	0.0000	0.0000	0.0000	0.0000	0.0000	0.0000	0.0000	1.0000
	0.0000	0.0000	0.0000	0.0000	0.0000	0.0000	0.0000	0.0000	0.0000	0.0000	0.0000
	0.0000	0.0000	0.0000	0.0000	0.0000	0.0000	0.0000	0.0000	0.0000	0.0000	0.0000
	0.0000	0.0000	0.0000								
2003	1	8	1	0	1	86	86	2	0.0000	0.0000	0.0000
	0.0000	0.0000	0.0000	0.0000	0.0000	0.0000	0.0000	0.0000	0.9747	0.0253	0.0000
	0.0000	0.0000	0.0000	0.0000	0.0000	0.0000	0.0000	0.0000	0.0000	0.0000	0.0000
	0.0000	0.0000	0.0000	0.0000	0.0000	0.0000	0.0000	0.0000	0.0000	0.0000	0.0000
	0.0000	0.0000	0.0000	0.0000	0.0000	0.0000	0.0000	0.0000	0.0000	0.0000	0.0000
	0.9747	0.0253	0.0000	0.0000	0.0000	0.0000	0.0000	0.0000	0.0000	0.0000	0.0000
	0.0000	0.0000	0.0000	0.0000	0.0000	0.0000	0.0000	0.0000	0.0000	0.0000	0.0000
	0.0000	0.0000	0.0000								
2004	1	8	1	0	1	20	20	2	1.0000	0.0000	0.0000
	0.0000	0.0000	0.0000	0.0000	0.0000	0.0000	0.0000	0.0000	0.0000	0.0000	0.0000
	0.0000	0.0000	0.0000	0.0000	0.0000	0.0000	0.0000	0.0000	0.0000	0.0000	0.0000
	0.0000	0.0000	0.0000	0.0000	0.0000	0.0000	0.0000	0.0000	0.0000	0.0000	0.0000

	0.0000	1.0000	0.0000	0.0000	0.0000	0.0000	0.0000	0.0000	0.0000	0.0000	0.0000
	0.0000	0.0000	0.0000	0.0000	0.0000	0.0000	0.0000	0.0000	0.0000	0.0000	0.0000
	0.0000	0.0000	0.0000	0.0000	0.0000	0.0000	0.0000	0.0000	0.0000	0.0000	0.0000
	0.0000	0.0000	0.0000								
2004	1	8	1	0	1	22	22	6	1.0000	0.0000	0.0000
	0.0000	0.0000	0.0000	0.0000	0.0000	0.0000	0.0000	0.0000	0.0000	0.0000	0.0000
	0.0000	0.0000	0.0000	0.0000	0.0000	0.0000	0.0000	0.0000	0.0000	0.0000	0.0000
	0.0000	0.0000	0.0000	0.0000	0.0000	0.0000	0.0000	0.0000	0.0000	0.0000	0.0000
	0.0000	1.0000	0.0000	0.0000	0.0000	0.0000	0.0000	0.0000	0.0000	0.0000	0.0000
	0.0000	0.0000	0.0000	0.0000	0.0000	0.0000	0.0000	0.0000	0.0000	0.0000	0.0000
	0.0000	0.0000	0.0000	0.0000	0.0000	0.0000	0.0000	0.0000	0.0000	0.0000	0.0000
	0.0000	0.0000	0.0000								
2004	1	8	1	0	1	24	24	13	1.0000	0.0000	0.0000
	0.0000	0.0000	0.0000	0.0000	0.0000	0.0000	0.0000	0.0000	0.0000	0.0000	0.0000
	0.0000	0.0000	0.0000	0.0000	0.0000	0.0000	0.0000	0.0000	0.0000	0.0000	0.0000
	0.0000	0.0000	0.0000	0.0000	0.0000	0.0000	0.0000	0.0000	0.0000	0.0000	0.0000
	0.0000	1.0000	0.0000	0.0000	0.0000	0.0000	0.0000	0.0000	0.0000	0.0000	0.0000
	0.0000	0.0000	0.0000	0.0000	0.0000	0.0000	0.0000	0.0000	0.0000	0.0000	0.0000
	0.0000	0.0000	0.0000	0.0000	0.0000	0.0000	0.0000	0.0000	0.0000	0.0000	0.0000
	0.0000	0.0000	0.0000								
2004	1	8	1	0	1	26	26	13	1.0000	0.0000	0.0000
	0.0000	0.0000	0.0000	0.0000	0.0000	0.0000	0.0000	0.0000	0.0000	0.0000	0.0000
	0.0000	0.0000	0.0000	0.0000	0.0000	0.0000	0.0000	0.0000	0.0000	0.0000	0.0000
	0.0000	0.0000	0.0000	0.0000	0.0000	0.0000	0.0000	0.0000	0.0000	0.0000	0.0000
	0.0000	1.0000	0.0000	0.0000	0.0000	0.0000	0.0000	0.0000	0.0000	0.0000	0.0000
	0.0000	0.0000	0.0000	0.0000	0.0000	0.0000	0.0000	0.0000	0.0000	0.0000	0.0000
	0.0000	0.0000	0.0000	0.0000	0.0000	0.0000	0.0000	0.0000	0.0000	0.0000	0.0000
	0.0000	0.0000	0.0000								
2004	1	8	1	0	1	28	28	10	1.0000	0.0000	0.0000
	0.0000	0.0000	0.0000	0.0000	0.0000	0.0000	0.0000	0.0000	0.0000	0.0000	0.0000
	0.0000	0.0000	0.0000	0.0000	0.0000	0.0000	0.0000	0.0000	0.0000	0.0000	0.0000
	0.0000	0.0000	0.0000	0.0000	0.0000	0.0000	0.0000	0.0000	0.0000	0.0000	0.0000
	0.0000	1.0000	0.0000	0.0000	0.0000	0.0000	0.0000	0.0000	0.0000	0.0000	0.0000
	0.0000	0.0000	0.0000	0.0000	0.0000	0.0000	0.0000	0.0000	0.0000	0.0000	0.0000
	0.0000	0.0000	0.0000	0.0000	0.0000	0.0000	0.0000	0.0000	0.0000	0.0000	0.0000
	0.0000	0.0000	0.0000								
2004	1	8	1	0	1	30	30	1	1.0000	0.0000	0.0000
	0.0000	0.0000	0.0000	0.0000	0.0000	0.0000	0.0000	0.0000	0.0000	0.0000	0.0000
	0.0000	0.0000	0.0000	0.0000	0.0000	0.0000	0.0000	0.0000	0.0000	0.0000	0.0000
	0.0000	0.0000	0.0000	0.0000	0.0000	0.0000	0.0000	0.0000	0.0000	0.0000	0.0000
	0.0000	1.0000	0.0000	0.0000	0.0000	0.0000	0.0000	0.0000	0.0000	0.0000	0.0000
	0.0000	0.0000	0.0000	0.0000	0.0000	0.0000	0.0000	0.0000	0.0000	0.0000	0.0000
	0.0000	0.0000	0.0000	0.0000	0.0000	0.0000	0.0000	0.0000	0.0000	0.0000	0.0000
	0.0000	0.0000	0.0000								
2004	1	8	1	0	1	34	34	1	0.0000	1.0000	0.0000
	0.0000	0.0000	0.0000	0.0000	0.0000	0.0000	0.0000	0.0000	0.0000	0.0000	0.0000
	0.0000	0.0000	0.0000	0.0000	0.0000	0.0000	0.0000	0.0000	0.0000	0.0000	0.0000
	0.0000	0.0000	0.0000	0.0000	0.0000	0.0000	0.0000	0.0000	0.0000	0.0000	0.0000
	0.0000	1.0000	0.0000	0.0000	0.0000	0.0000	0.0000	0.0000	0.0000	0.0000	0.0000
	0.0000	0.0000	0.0000	0.0000	0.0000	0.0000	0.0000	0.0000	0.0000	0.0000	0.0000
	0.0000	0.0000	0.0000	0.0000	0.0000	0.0000	0.0000	0.0000	0.0000	0.0000	0.0000
	0.0000	0.0000	0.0000								
2004	1	8	1	0	1	36	36	2	0.0000	1.0000	0.0000
	0.0000	0.0000	0.0000	0.0000	0.0000	0.0000	0.0000	0.0000	0.0000	0.0000	0.0000
	0.0000	0.0000	0.0000	0.0000	0.0000	0.0000	0.0000	0.0000	0.0000	0.0000	0.0000
	0.0000	0.0000	0.0000	0.0000	0.0000	0.0000	0.0000	0.0000	0.0000	0.0000	0.0000
	0.0000	1.0000	0.0000	0.0000	0.0000	0.0000	0.0000	0.0000	0.0000	0.0000	0.0000
	0.0000	0.0000	0.0000	0.0000	0.0000	0.0000	0.0000	0.0000	0.0000	0.0000	0.0000
	0.0000	0.0000	0.0000	0.0000	0.0000	0.0000	0.0000	0.0000	0.0000	0.0000	0.0000
	0.0000	0.0000	0.0000								
2004	1	8	1	0	1	38	38	6	0.0000	0.7342	0.2658
	0.0000	0.0000	0.0000	0.0000	0.0000	0.0000	0.0000	0.0000	0.0000	0.0000	0.0000
	0.0000	0.0000	0.0000	0.0000	0.0000	0.0000	0.0000	0.0000	0.0000	0.0000	0.0000
	0.0000	0.0000	0.0000	0.0000	0.0000	0.0000	0.0000	0.0000	0.0000	0.0000	0.0000
	0.0000	0.7342	0.2658	0.0000	0.0000	0.0000	0.0000	0.0000	0.0000	0.0000	0.0000
	0.0000	0.0000	0.0000	0.0000	0.0000	0.0000	0.0000	0.0000	0.0000	0.0000	0.0000
	0.0000	0.0000	0.0000	0.0000	0.0000	0.0000	0.0000	0.0000	0.0000	0.0000	0.0000
	0.0000	0.0000	0.0000								
2004	1	8	1	0	1	40	40	4	0.0000	1.0000	0.0000
	0.0000	0.0000	0.0000	0.0000	0.0000	0.0000	0.0000	0.0000	0.0000	0.0000	0.0000

	0.0000	0.0000	0.0000	0.0000	0.0000	0.0000	0.0000	0.0000	0.0000	0.0000	0.0000
	0.0000	0.0000	0.0000	0.0000	0.0000	0.0000	0.0000	0.0000	0.0000	0.0000	0.0000
	0.0000	1.0000	0.0000	0.0000	0.0000	0.0000	0.0000	0.0000	0.0000	0.0000	0.0000
	0.0000	0.0000	0.0000	0.0000	0.0000	0.0000	0.0000	0.0000	0.0000	0.0000	0.0000
	0.0000	0.0000	0.0000	0.0000	0.0000	0.0000	0.0000	0.0000	0.0000	0.0000	0.0000
	0.0000	0.0000	0.0000								
2004	1	8	1	0	1	42	42	11	0.0000	0.2901	0.0885
	0.0000	0.1679	0.4535	0.0000	0.0000	0.0000	0.0000	0.0000	0.0000	0.0000	0.0000
	0.0000	0.0000	0.0000	0.0000	0.0000	0.0000	0.0000	0.0000	0.0000	0.0000	0.0000
	0.0000	0.0000	0.0000	0.0000	0.0000	0.0000	0.0000	0.0000	0.0000	0.0000	0.0000
	0.0000	0.2901	0.0885	0.0000	0.1679	0.4535	0.0000	0.0000	0.0000	0.0000	0.0000
	0.0000	0.0000	0.0000	0.0000	0.0000	0.0000	0.0000	0.0000	0.0000	0.0000	0.0000
	0.0000	0.0000	0.0000	0.0000	0.0000	0.0000	0.0000	0.0000	0.0000	0.0000	0.0000
	0.0000	0.0000	0.0000								
2004	1	8	1	0	1	44	44	9	0.0000	0.0910	0.1684
	0.7405	0.0000	0.0000	0.0000	0.0000	0.0000	0.0000	0.0000	0.0000	0.0000	0.0000
	0.0000	0.0000	0.0000	0.0000	0.0000	0.0000	0.0000	0.0000	0.0000	0.0000	0.0000
	0.0000	0.0000	0.0000	0.0000	0.0000	0.0000	0.0000	0.0000	0.0000	0.0000	0.0000
	0.0000	0.0910	0.1684	0.7405	0.0000	0.0000	0.0000	0.0000	0.0000	0.0000	0.0000
	0.0000	0.0000	0.0000	0.0000	0.0000	0.0000	0.0000	0.0000	0.0000	0.0000	0.0000
	0.0000	0.0000	0.0000	0.0000	0.0000	0.0000	0.0000	0.0000	0.0000	0.0000	0.0000
	0.0000	0.0000	0.0000								
2004	1	8	1	0	1	46	46	13	0.0000	0.0000	0.0179
	0.0195	0.1768	0.6360	0.1391	0.0107	0.0000	0.0000	0.0000	0.0000	0.0000	0.0000
	0.0000	0.0000	0.0000	0.0000	0.0000	0.0000	0.0000	0.0000	0.0000	0.0000	0.0000
	0.0000	0.0000	0.0000	0.0000	0.0000	0.0000	0.0000	0.0000	0.0000	0.0000	0.0000
	0.0000	0.0000	0.0179	0.0195	0.1768	0.6360	0.1391	0.0107	0.0000	0.0000	0.0000
	0.0000	0.0000	0.0000	0.0000	0.0000	0.0000	0.0000	0.0000	0.0000	0.0000	0.0000
	0.0000	0.0000	0.0000	0.0000	0.0000	0.0000	0.0000	0.0000	0.0000	0.0000	0.0000
	0.0000	0.0000	0.0000								
2004	1	8	1	0	1	48	48	27	0.0000	0.0000	0.1606
	0.4462	0.0530	0.3034	0.0059	0.0309	0.0000	0.0000	0.0000	0.0000	0.0000	0.0000
	0.0000	0.0000	0.0000	0.0000	0.0000	0.0000	0.0000	0.0000	0.0000	0.0000	0.0000
	0.0000	0.0000	0.0000	0.0000	0.0000	0.0000	0.0000	0.0000	0.0000	0.0000	0.0000
	0.0000	0.0000	0.1606	0.4462	0.0530	0.3034	0.0059	0.0309	0.0000	0.0000	0.0000
	0.0000	0.0000	0.0000	0.0000	0.0000	0.0000	0.0000	0.0000	0.0000	0.0000	0.0000
	0.0000	0.0000	0.0000	0.0000	0.0000	0.0000	0.0000	0.0000	0.0000	0.0000	0.0000
	0.0000	0.0000	0.0000								
2004	1	8	1	0	1	50	50	18	0.0000	0.0000	0.0197
	0.6873	0.1016	0.0562	0.0846	0.0391	0.0116	0.0000	0.0000	0.0000	0.0000	0.0000
	0.0000	0.0000	0.0000	0.0000	0.0000	0.0000	0.0000	0.0000	0.0000	0.0000	0.0000
	0.0000	0.0000	0.0000	0.0000	0.0000	0.0000	0.0000	0.0000	0.0000	0.0000	0.0000
	0.0000	0.0000	0.0197	0.6873	0.1016	0.0562	0.0846	0.0391	0.0116	0.0000	0.0000
	0.0000	0.0000	0.0000	0.0000	0.0000	0.0000	0.0000	0.0000	0.0000	0.0000	0.0000
	0.0000	0.0000	0.0000	0.0000	0.0000	0.0000	0.0000	0.0000	0.0000	0.0000	0.0000
	0.0000	0.0000	0.0000								
2004	1	8	1	0	1	52	52	28	0.0000	0.0000	0.0077
	0.0767	0.4789	0.0443	0.0870	0.0096	0.0531	0.0000	0.0000	0.0000	0.0000	0.0000
	0.0000	0.0000	0.0000	0.0000	0.0149	0.0000	0.0000	0.0000	0.0000	0.0000	0.0000
	0.0000	0.0000	0.0000	0.0000	0.0000	0.0000	0.0000	0.2277	0.0000	0.0000	0.0000
	0.0000	0.0000	0.0077	0.0767	0.4789	0.0443	0.0870	0.0096	0.0531	0.0000	0.0000
	0.0000	0.0000	0.0000	0.0000	0.0000	0.0000	0.0000	0.0149	0.0000	0.0000	0.0000
	0.0000	0.0000	0.0000	0.0000	0.0000	0.0000	0.0000	0.0000	0.0000	0.0000	0.2277
	0.0000	0.0000	0.0000								
2004	1	8	1	0	1	54	54	45	0.0000	0.0000	0.0000
	0.2816	0.2610	0.1736	0.0815	0.0000	0.0261	0.0000	0.0000	0.0000	0.0073	0.0000
	0.0000	0.1444	0.0000	0.0000	0.0000	0.0000	0.0089	0.0000	0.0000	0.0000	0.0000
	0.0000	0.0000	0.0000	0.0000	0.0000	0.0000	0.0000	0.0000	0.0000	0.0000	0.0157
	0.0000	0.0000	0.0000	0.2816	0.2610	0.1736	0.0815	0.0000	0.0261	0.0000	0.0000
	0.0000	0.0073	0.0000	0.0000	0.1444	0.0000	0.0000	0.0000	0.0000	0.0089	0.0000
	0.0000	0.0000	0.0000	0.0000	0.0000	0.0000	0.0000	0.0000	0.0000	0.0000	0.0000
	0.0000	0.0000	0.0157								
2004	1	8	1	0	1	56	56	48	0.0000	0.0000	0.0000
	0.4087	0.1565	0.0744	0.0363	0.0028	0.0000	0.0000	0.0000	0.0000	0.0000	0.0000
	0.0138	0.0000	0.0260	0.0000	0.0000	0.0000	0.0000	0.0113	0.0000	0.0000	0.0184
	0.0062	0.0000	0.0324	0.0205	0.0000	0.0000	0.1738	0.0000	0.0000	0.0000	0.0189
	0.0000	0.0000	0.0000	0.4087	0.1565	0.0744	0.0363	0.0028	0.0000	0.0000	0.0000
	0.0000	0.0000	0.0000	0.0138	0.0000	0.0260	0.0000	0.0000	0.0000	0.0000	0.0113
	0.0000	0.0000	0.0184	0.0062	0.0000	0.0324	0.0205	0.0000	0.0000	0.1738	0.0000
	0.0000	0.0000	0.0189								

2004	1	8	1	0	1	58	58	43	0.0000	0.0000	0.0000
	0.1001	0.1631	0.3549	0.0067	0.0000	0.0676	0.0000	0.0099	0.0000	0.0000	0.1611
	0.0081	0.0000	0.0029	0.0383	0.0103	0.0000	0.0619	0.0000	0.0000	0.0041	0.0000
	0.0000	0.0000	0.0000	0.0000	0.0000	0.0000	0.0000	0.0000	0.0000	0.0000	0.0109
	0.0000	0.0000	0.0000	0.1001	0.1631	0.3549	0.0067	0.0000	0.0676	0.0000	0.0099
	0.0000	0.0000	0.1611	0.0081	0.0000	0.0029	0.0383	0.0103	0.0000	0.0619	0.0000
	0.0000	0.0041	0.0000	0.0000	0.0000	0.0000	0.0000	0.0000	0.0000	0.0000	0.0000
	0.0000	0.0000	0.0109								
2004	1	8	1	0	1	60	60	42	0.0000	0.0000	0.0000
	0.0185	0.5433	0.1380	0.0668	0.0000	0.0000	0.1341	0.0000	0.0000	0.0050	0.0089
	0.0000	0.0000	0.0000	0.0059	0.0000	0.0142	0.0000	0.0000	0.0091	0.0000	0.0000
	0.0096	0.0000	0.0000	0.0000	0.0000	0.0000	0.0000	0.0000	0.0000	0.0000	0.0465
	0.0000	0.0000	0.0000	0.0185	0.5433	0.1380	0.0668	0.0000	0.0000	0.1341	0.0000
	0.0000	0.0050	0.0089	0.0000	0.0000	0.0000	0.0059	0.0000	0.0142	0.0000	0.0000
	0.0091	0.0000	0.0000	0.0096	0.0000	0.0000	0.0000	0.0000	0.0000	0.0000	0.0000
	0.0000	0.0000	0.0465								
2004	1	8	1	0	1	62	62	34	0.0000	0.0000	0.0000
	0.0816	0.2024	0.2226	0.1534	0.0000	0.0000	0.0000	0.0803	0.0324	0.0000	0.0000
	0.0354	0.0000	0.0000	0.0000	0.0188	0.0173	0.0000	0.0000	0.0000	0.0128	0.0000
	0.0000	0.0316	0.0165	0.0000	0.0000	0.0000	0.0490	0.0000	0.0000	0.0000	0.0460
	0.0000	0.0000	0.0000	0.0816	0.2024	0.2226	0.1534	0.0000	0.0000	0.0000	0.0803
	0.0324	0.0000	0.0000	0.0354	0.0000	0.0000	0.0000	0.0188	0.0173	0.0000	0.0000
	0.0000	0.0128	0.0000	0.0000	0.0316	0.0165	0.0000	0.0000	0.0000	0.0490	0.0000
	0.0000	0.0000	0.0460								
2004	1	8	1	0	1	64	64	15	0.0000	0.0000	0.0000
	0.0000	0.0195	0.2504	0.0433	0.0000	0.0000	0.0576	0.0000	0.0000	0.0000	0.0000
	0.0000	0.0000	0.0000	0.0000	0.0000	0.0000	0.0646	0.0000	0.0000	0.0654	0.0000
	0.0000	0.0000	0.0000	0.0000	0.0000	0.0775	0.0000	0.0000	0.0000	0.0000	0.4216
	0.0000	0.0000	0.0000	0.0000	0.0195	0.2504	0.0433	0.0000	0.0000	0.0576	0.0000
	0.0000	0.0000	0.0000	0.0000	0.0000	0.0000	0.0000	0.0000	0.0000	0.0646	0.0000
	0.0000	0.0654	0.0000	0.0000	0.0000	0.0000	0.0000	0.0000	0.0775	0.0000	0.0000
	0.0000	0.0000	0.4216								
2004	1	8	1	0	1	66	66	16	0.0000	0.0000	0.0000
	0.0000	0.4701	0.0229	0.3792	0.0000	0.0534	0.0000	0.0258	0.0000	0.0000	0.0000
	0.0000	0.0000	0.0000	0.0000	0.0000	0.0000	0.0000	0.0000	0.0000	0.0000	0.0000
	0.0000	0.0000	0.0000	0.0000	0.0000	0.0000	0.0000	0.0000	0.0000	0.0000	0.0486
	0.0000	0.0000	0.0000	0.0000	0.4701	0.0229	0.3792	0.0000	0.0534	0.0000	0.0258
	0.0000	0.0000	0.0000	0.0000	0.0000	0.0000	0.0000	0.0000	0.0000	0.0000	0.0000
	0.0000	0.0000	0.0000	0.0000	0.0000	0.0000	0.0000	0.0000	0.0000	0.0000	0.0000
	0.0000	0.0000	0.0486								
2004	1	8	1	0	1	68	68	9	0.0000	0.0000	0.0000
	0.0000	0.2982	0.0000	0.0000	0.0000	0.0616	0.1423	0.0348	0.0000	0.0000	0.0000
	0.0000	0.0000	0.0000	0.0000	0.0263	0.0000	0.0000	0.0000	0.0000	0.0000	0.0000
	0.0000	0.0000	0.0000	0.0000	0.0000	0.0000	0.0000	0.0000	0.0000	0.0000	0.4370
	0.0000	0.0000	0.0000	0.0000	0.2982	0.0000	0.0000	0.0000	0.0616	0.1423	0.0348
	0.0000	0.0000	0.0000	0.0000	0.0000	0.0000	0.0000	0.0263	0.0000	0.0000	0.0000
	0.0000	0.0000	0.0000	0.0000	0.0000	0.0000	0.0000	0.0000	0.0000	0.0000	0.0000
	0.0000	0.0000	0.4370								
2004	1	8	1	0	1	70	70	6	0.0000	0.0000	0.0000
	0.0000	0.0000	0.0680	0.0409	0.0000	0.0000	0.6947	0.0638	0.0000	0.0000	0.0252
	0.0000	0.0000	0.0000	0.0000	0.0000	0.0000	0.0000	0.0000	0.0000	0.0000	0.1073
	0.0000	0.0000	0.0000	0.0000	0.0000	0.0000	0.0000	0.0000	0.0000	0.0000	0.0000
	0.0000	0.0000	0.0000	0.0000	0.0000	0.0680	0.0409	0.0000	0.0000	0.6947	0.0638
	0.0000	0.0000	0.0252	0.0000	0.0000	0.0000	0.0000	0.0000	0.0000	0.0000	0.0000
	0.0000	0.0000	0.1073	0.0000	0.0000	0.0000	0.0000	0.0000	0.0000	0.0000	0.0000
	0.0000	0.0000	0.0000								
2004	1	8	1	0	1	72	72	3	0.0000	0.0000	0.0000
	0.0000	0.3002	0.0000	0.4168	0.0000	0.0000	0.2830	0.0000	0.0000	0.0000	0.0000
	0.0000	0.0000	0.0000	0.0000	0.0000	0.0000	0.0000	0.0000	0.0000	0.0000	0.0000
	0.0000	0.0000	0.0000	0.0000	0.0000	0.0000	0.0000	0.0000	0.0000	0.0000	0.0000
	0.0000	0.0000	0.0000	0.0000	0.3002	0.0000	0.4168	0.0000	0.0000	0.2830	0.0000
	0.0000	0.0000	0.0000	0.0000	0.0000	0.0000	0.0000	0.0000	0.0000	0.0000	0.0000
	0.0000	0.0000	0.0000	0.0000	0.0000	0.0000	0.0000	0.0000	0.0000	0.0000	0.0000
	0.0000	0.0000	0.0000								
2004	1	8	1	0	1	74	74	3	0.0000	0.0000	0.0000
	0.0000	0.0000	0.0000	0.0000	0.0000	0.0000	0.0000	0.1233	0.0000	0.0000	0.0000
	0.0000	0.0000	0.8767	0.0000	0.0000	0.0000	0.0000	0.0000	0.0000	0.0000	0.0000
	0.0000	0.0000	0.0000	0.0000	0.0000	0.0000	0.0000	0.0000	0.0000	0.0000	0.0000
	0.0000	0.0000	0.0000	0.0000	0.0000	0.0000	0.0000	0.0000	0.0000	0.0000	0.1233
	0.0000	0.0000	0.0000	0.0000	0.0000	0.8767	0.0000	0.0000	0.0000	0.0000	0.0000

	0.0000	0.0000	0.0000	0.0000	0.0000	0.0000	0.0000	0.0000	0.0000	0.0000	0.0000
	0.0000	0.0000	0.0000								
2004	1	8	1	0	1	76	76	4	0.0000	0.0000	0.0000
	0.0000	0.0000	0.0000	0.0000	0.0000	0.1433	0.0766	0.0000	0.0000	0.0000	0.0000
	0.0000	0.0000	0.0000	0.5583	0.0000	0.0000	0.0000	0.2217	0.0000	0.0000	0.0000
	0.0000	0.0000	0.0000	0.0000	0.0000	0.0000	0.0000	0.0000	0.0000	0.0000	0.0000
	0.0000	0.0000	0.0000	0.0000	0.0000	0.0000	0.0000	0.0000	0.1433	0.0766	0.0000
	0.0000	0.0000	0.0000	0.0000	0.0000	0.0000	0.5583	0.0000	0.0000	0.0000	0.2217
	0.0000	0.0000	0.0000	0.0000	0.0000	0.0000	0.0000	0.0000	0.0000	0.0000	0.0000
	0.0000	0.0000	0.0000								
2004	1	8	1	0	1	78	78	4	0.0000	0.0000	0.0000
	0.0000	0.0000	0.0000	0.0000	0.0000	0.0000	0.0000	0.0000	0.0000	0.0000	0.3099
	0.0000	0.0000	0.0000	0.0000	0.0752	0.0000	0.0000	0.0000	0.6149	0.0000	0.0000
	0.0000	0.0000	0.0000	0.0000	0.0000	0.0000	0.0000	0.0000	0.0000	0.0000	0.0000
	0.0000	0.0000	0.0000	0.0000	0.0000	0.0000	0.0000	0.0000	0.0000	0.0000	0.0000
	0.0000	0.0000	0.3099	0.0000	0.0000	0.0000	0.0000	0.0752	0.0000	0.0000	0.0000
	0.6149	0.0000	0.0000	0.0000	0.0000	0.0000	0.0000	0.0000	0.0000	0.0000	0.0000
	0.0000	0.0000	0.0000								
2004	1	8	1	0	1	80	80	2	0.0000	0.0000	0.0000
	0.0000	0.0000	0.0000	0.0000	0.4616	0.0000	0.0000	0.0000	0.0000	0.0000	0.5384
	0.0000	0.0000	0.0000	0.0000	0.0000	0.0000	0.0000	0.0000	0.0000	0.0000	0.0000
	0.0000	0.0000	0.0000	0.0000	0.0000	0.0000	0.0000	0.0000	0.0000	0.0000	0.0000
	0.0000	0.0000	0.0000	0.0000	0.0000	0.0000	0.0000	0.4616	0.0000	0.0000	0.0000
	0.0000	0.0000	0.5384	0.0000	0.0000	0.0000	0.0000	0.0000	0.0000	0.0000	0.0000
	0.0000	0.0000	0.0000	0.0000	0.0000	0.0000	0.0000	0.0000	0.0000	0.0000	0.0000
	0.0000	0.0000	0.0000								
2005	1	8	1	0	1	24	24	1	1.0000	0.0000	0.0000
	0.0000	0.0000	0.0000	0.0000	0.0000	0.0000	0.0000	0.0000	0.0000	0.0000	0.0000
	0.0000	0.0000	0.0000	0.0000	0.0000	0.0000	0.0000	0.0000	0.0000	0.0000	0.0000
	0.0000	0.0000	0.0000	0.0000	0.0000	0.0000	0.0000	0.0000	0.0000	0.0000	0.0000
	0.0000	1.0000	0.0000	0.0000	0.0000	0.0000	0.0000	0.0000	0.0000	0.0000	0.0000
	0.0000	0.0000	0.0000	0.0000	0.0000	0.0000	0.0000	0.0000	0.0000	0.0000	0.0000
	0.0000	0.0000	0.0000	0.0000	0.0000	0.0000	0.0000	0.0000	0.0000	0.0000	0.0000
	0.0000	0.0000	0.0000								
2005	1	8	1	0	1	30	30	1	0.0000	1.0000	0.0000
	0.0000	0.0000	0.0000	0.0000	0.0000	0.0000	0.0000	0.0000	0.0000	0.0000	0.0000
	0.0000	0.0000	0.0000	0.0000	0.0000	0.0000	0.0000	0.0000	0.0000	0.0000	0.0000
	0.0000	0.0000	0.0000	0.0000	0.0000	0.0000	0.0000	0.0000	0.0000	0.0000	0.0000
	0.0000	1.0000	0.0000	0.0000	0.0000	0.0000	0.0000	0.0000	0.0000	0.0000	0.0000
	0.0000	0.0000	0.0000	0.0000	0.0000	0.0000	0.0000	0.0000	0.0000	0.0000	0.0000
	0.0000	0.0000	0.0000	0.0000	0.0000	0.0000	0.0000	0.0000	0.0000	0.0000	0.0000
	0.0000	0.0000	0.0000								
2005	1	8	1	0	1	32	32	6	0.0000	1.0000	0.0000
	0.0000	0.0000	0.0000	0.0000	0.0000	0.0000	0.0000	0.0000	0.0000	0.0000	0.0000
	0.0000	0.0000	0.0000	0.0000	0.0000	0.0000	0.0000	0.0000	0.0000	0.0000	0.0000
	0.0000	0.0000	0.0000	0.0000	0.0000	0.0000	0.0000	0.0000	0.0000	0.0000	0.0000
	0.0000	1.0000	0.0000	0.0000	0.0000	0.0000	0.0000	0.0000	0.0000	0.0000	0.0000
	0.0000	0.0000	0.0000	0.0000	0.0000	0.0000	0.0000	0.0000	0.0000	0.0000	0.0000
	0.0000	0.0000	0.0000	0.0000	0.0000	0.0000	0.0000	0.0000	0.0000	0.0000	0.0000
	0.0000	0.0000	0.0000								
2005	1	8	1	0	1	34	34	16	0.0000	1.0000	0.0000
	0.0000	0.0000	0.0000	0.0000	0.0000	0.0000	0.0000	0.0000	0.0000	0.0000	0.0000
	0.0000	0.0000	0.0000	0.0000	0.0000	0.0000	0.0000	0.0000	0.0000	0.0000	0.0000
	0.0000	0.0000	0.0000	0.0000	0.0000	0.0000	0.0000	0.0000	0.0000	0.0000	0.0000
	0.0000	1.0000	0.0000	0.0000	0.0000	0.0000	0.0000	0.0000	0.0000	0.0000	0.0000
	0.0000	0.0000	0.0000	0.0000	0.0000	0.0000	0.0000	0.0000	0.0000	0.0000	0.0000
	0.0000	0.0000	0.0000	0.0000	0.0000	0.0000	0.0000	0.0000	0.0000	0.0000	0.0000
	0.0000	0.0000	0.0000								
2005	1	8	1	0	1	36	36	28	0.0000	1.0000	0.0000
	0.0000	0.0000	0.0000	0.0000	0.0000	0.0000	0.0000	0.0000	0.0000	0.0000	0.0000
	0.0000	0.0000	0.0000	0.0000	0.0000	0.0000	0.0000	0.0000	0.0000	0.0000	0.0000
	0.0000	0.0000	0.0000	0.0000	0.0000	0.0000	0.0000	0.0000	0.0000	0.0000	0.0000
	0.0000	1.0000	0.0000	0.0000	0.0000	0.0000	0.0000	0.0000	0.0000	0.0000	0.0000
	0.0000	0.0000	0.0000	0.0000	0.0000	0.0000	0.0000	0.0000	0.0000	0.0000	0.0000
	0.0000	0.0000	0.0000	0.0000	0.0000	0.0000	0.0000	0.0000	0.0000	0.0000	0.0000
	0.0000	0.0000	0.0000								
2005	1	8	1	0	1	38	38	34	0.0000	0.8149	0.1674
	0.0000	0.0177	0.0000	0.0000	0.0000	0.0000	0.0000	0.0000	0.0000	0.0000	0.0000
	0.0000	0.0000	0.0000	0.0000	0.0000	0.0000	0.0000	0.0000	0.0000	0.0000	0.0000
	0.0000	0.0000	0.0000	0.0000	0.0000	0.0000	0.0000	0.0000	0.0000	0.0000	0.0000

	0.0000	0.8149	0.1674	0.0000	0.0177	0.0000	0.0000	0.0000	0.0000	0.0000	0.0000
	0.0000	0.0000	0.0000	0.0000	0.0000	0.0000	0.0000	0.0000	0.0000	0.0000	0.0000
	0.0000	0.0000	0.0000	0.0000	0.0000	0.0000	0.0000	0.0000	0.0000	0.0000	0.0000
	0.0000	0.0000	0.0000								
2005	1	8	1	0	1	40	40	18	0.0000	0.8260	0.0461
	0.0524	0.0754	0.0000	0.0000	0.0000	0.0000	0.0000	0.0000	0.0000	0.0000	0.0000
	0.0000	0.0000	0.0000	0.0000	0.0000	0.0000	0.0000	0.0000	0.0000	0.0000	0.0000
	0.0000	0.0000	0.0000	0.0000	0.0000	0.0000	0.0000	0.0000	0.0000	0.0000	0.0000
	0.0000	0.8260	0.0461	0.0524	0.0754	0.0000	0.0000	0.0000	0.0000	0.0000	0.0000
	0.0000	0.0000	0.0000	0.0000	0.0000	0.0000	0.0000	0.0000	0.0000	0.0000	0.0000
	0.0000	0.0000	0.0000	0.0000	0.0000	0.0000	0.0000	0.0000	0.0000	0.0000	0.0000
	0.0000	0.0000	0.0000								
2005	1	8	1	0	1	42	42	13	0.0000	0.1417	0.1677
	0.5161	0.1745	0.0000	0.0000	0.0000	0.0000	0.0000	0.0000	0.0000	0.0000	0.0000
	0.0000	0.0000	0.0000	0.0000	0.0000	0.0000	0.0000	0.0000	0.0000	0.0000	0.0000
	0.0000	0.0000	0.0000	0.0000	0.0000	0.0000	0.0000	0.0000	0.0000	0.0000	0.0000
	0.0000	0.1417	0.1677	0.5161	0.1745	0.0000	0.0000	0.0000	0.0000	0.0000	0.0000
	0.0000	0.0000	0.0000	0.0000	0.0000	0.0000	0.0000	0.0000	0.0000	0.0000	0.0000
	0.0000	0.0000	0.0000	0.0000	0.0000	0.0000	0.0000	0.0000	0.0000	0.0000	0.0000
	0.0000	0.0000	0.0000								
2005	1	8	1	0	1	44	44	21	0.0000	0.0052	0.1999
	0.6265	0.0000	0.1373	0.0311	0.0000	0.0000	0.0000	0.0000	0.0000	0.0000	0.0000
	0.0000	0.0000	0.0000	0.0000	0.0000	0.0000	0.0000	0.0000	0.0000	0.0000	0.0000
	0.0000	0.0000	0.0000	0.0000	0.0000	0.0000	0.0000	0.0000	0.0000	0.0000	0.0000
	0.0000	0.0052	0.1999	0.6265	0.0000	0.1373	0.0311	0.0000	0.0000	0.0000	0.0000
	0.0000	0.0000	0.0000	0.0000	0.0000	0.0000	0.0000	0.0000	0.0000	0.0000	0.0000
	0.0000	0.0000	0.0000	0.0000	0.0000	0.0000	0.0000	0.0000	0.0000	0.0000	0.0000
	0.0000	0.0000	0.0000								
2005	1	8	1	0	1	46	46	22	0.0000	0.0190	0.3251
	0.1957	0.2375	0.0730	0.0213	0.1284	0.0000	0.0000	0.0000	0.0000	0.0000	0.0000
	0.0000	0.0000	0.0000	0.0000	0.0000	0.0000	0.0000	0.0000	0.0000	0.0000	0.0000
	0.0000	0.0000	0.0000	0.0000	0.0000	0.0000	0.0000	0.0000	0.0000	0.0000	0.0000
	0.0000	0.0190	0.3251	0.1957	0.2375	0.0730	0.0213	0.1284	0.0000	0.0000	0.0000
	0.0000	0.0000	0.0000	0.0000	0.0000	0.0000	0.0000	0.0000	0.0000	0.0000	0.0000
	0.0000	0.0000	0.0000	0.0000	0.0000	0.0000	0.0000	0.0000	0.0000	0.0000	0.0000
	0.0000	0.0000	0.0000								
2005	1	8	1	0	1	48	48	35	0.0000	0.0000	0.1137
	0.1644	0.3637	0.1571	0.0746	0.1141	0.0000	0.0000	0.0124	0.0000	0.0000	0.0000
	0.0000	0.0000	0.0000	0.0000	0.0000	0.0000	0.0000	0.0000	0.0000	0.0000	0.0000
	0.0000	0.0000	0.0000	0.0000	0.0000	0.0000	0.0000	0.0000	0.0000	0.0000	0.0000
	0.0000	0.0000	0.1137	0.1644	0.3637	0.1571	0.0746	0.1141	0.0000	0.0000	0.0124
	0.0000	0.0000	0.0000	0.0000	0.0000	0.0000	0.0000	0.0000	0.0000	0.0000	0.0000
	0.0000	0.0000	0.0000	0.0000	0.0000	0.0000	0.0000	0.0000	0.0000	0.0000	0.0000
	0.0000	0.0000	0.0000								
2005	1	8	1	0	1	50	50	47	0.0000	0.0000	0.0148
	0.3196	0.3790	0.2352	0.0251	0.0263	0.0000	0.0000	0.0000	0.0000	0.0000	0.0000
	0.0000	0.0000	0.0000	0.0000	0.0000	0.0000	0.0000	0.0000	0.0000	0.0000	0.0000
	0.0000	0.0000	0.0000	0.0000	0.0000	0.0000	0.0000	0.0000	0.0000	0.0000	0.0000
	0.0000	0.0000	0.0148	0.3196	0.3790	0.2352	0.0251	0.0263	0.0000	0.0000	0.0000
	0.0000	0.0000	0.0000	0.0000	0.0000	0.0000	0.0000	0.0000	0.0000	0.0000	0.0000
	0.0000	0.0000	0.0000	0.0000	0.0000	0.0000	0.0000	0.0000	0.0000	0.0000	0.0000
	0.0000	0.0000	0.0000								
2005	1	8	1	0	1	52	52	40	0.0000	0.0000	0.0242
	0.1635	0.3476	0.1578	0.0593	0.0234	0.0000	0.0000	0.0218	0.0000	0.0000	0.0000
	0.0000	0.0000	0.0000	0.0000	0.0000	0.0000	0.0000	0.0000	0.0000	0.0000	0.0000
	0.0000	0.0000	0.0000	0.0000	0.0000	0.0000	0.0000	0.0000	0.1445	0.0000	0.0581
	0.0000	0.0000	0.0242	0.1635	0.3476	0.1578	0.0593	0.0234	0.0000	0.0000	0.0218
	0.0000	0.0000	0.0000	0.0000	0.0000	0.0000	0.0000	0.0000	0.0000	0.0000	0.0000
	0.0000	0.0000	0.0000	0.0000	0.0000	0.0000	0.0000	0.0000	0.0000	0.0000	0.0000
	0.1445	0.0000	0.0581								
2005	1	8	1	0	1	54	54	57	0.0000	0.0000	0.0000
	0.0820	0.2749	0.2176	0.2078	0.0884	0.0324	0.0175	0.0000	0.0088	0.0000	0.0000
	0.0000	0.0110	0.0000	0.0321	0.0000	0.0000	0.0121	0.0154	0.0000	0.0000	0.0000
	0.0000	0.0000	0.0000	0.0000	0.0000	0.0000	0.0000	0.0000	0.0000	0.0000	0.0000
	0.0000	0.0000	0.0000	0.0820	0.2749	0.2176	0.2078	0.0884	0.0324	0.0175	0.0000
	0.0088	0.0000	0.0000	0.0000	0.0110	0.0000	0.0321	0.0000	0.0000	0.0121	0.0154
	0.0000	0.0000	0.0000	0.0000	0.0000	0.0000	0.0000	0.0000	0.0000	0.0000	0.0000
	0.0000	0.0000	0.0000								
2005	1	8	1	0	1	56	56	60	0.0000	0.0000	0.0037
	0.1753	0.0559	0.2220	0.0706	0.0248	0.0000	0.0111	0.0508	0.0000	0.0639	0.0000

	0.0000	0.0817	0.0000	0.0000	0.0000	0.0681	0.0300	0.0000	0.0000	0.0000	0.0353
	0.0432	0.0000	0.0000	0.0000	0.0374	0.0000	0.0090	0.0000	0.0000	0.0000	0.0171
	0.0000	0.0000	0.0037	0.1753	0.0559	0.2220	0.0706	0.0248	0.0000	0.0111	0.0508
	0.0000	0.0639	0.0000	0.0000	0.0817	0.0000	0.0000	0.0000	0.0681	0.0300	0.0000
	0.0000	0.0000	0.0353	0.0432	0.0000	0.0000	0.0000	0.0374	0.0000	0.0090	0.0000
	0.0000	0.0000	0.0171								
2005	1	8	1	0	1	58	58	49	0.0000	0.0000	0.0000
	0.1596	0.1853	0.2157	0.1200	0.0073	0.0135	0.0000	0.0000	0.0105	0.0199	0.0000
	0.0000	0.1002	0.0000	0.0438	0.0000	0.0000	0.0000	0.0000	0.0000	0.0000	0.0000
	0.0000	0.0000	0.0000	0.0000	0.0000	0.0000	0.0181	0.0000	0.0000	0.0443	0.0619
	0.0000	0.0000	0.0000	0.1596	0.1853	0.2157	0.1200	0.0073	0.0135	0.0000	0.0000
	0.0105	0.0199	0.0000	0.0000	0.1002	0.0000	0.0438	0.0000	0.0000	0.0000	0.0000
	0.0000	0.0000	0.0000	0.0000	0.0000	0.0000	0.0000	0.0000	0.0000	0.0181	0.0000
	0.0000	0.0443	0.0619								
2005	1	8	1	0	1	60	60	54	0.0000	0.0000	0.0000
	0.0356	0.0686	0.2468	0.0647	0.0557	0.0000	0.0000	0.0000	0.0000	0.0127	0.0000
	0.0598	0.0000	0.0232	0.0547	0.0700	0.0040	0.0000	0.0232	0.0300	0.0158	0.0000
	0.0000	0.0165	0.0382	0.0386	0.0324	0.0000	0.0232	0.0000	0.0000	0.0000	0.0863
	0.0000	0.0000	0.0000	0.0356	0.0686	0.2468	0.0647	0.0557	0.0000	0.0000	0.0000
	0.0000	0.0127	0.0000	0.0598	0.0000	0.0232	0.0547	0.0700	0.0040	0.0000	0.0232
	0.0300	0.0158	0.0000	0.0000	0.0165	0.0382	0.0386	0.0324	0.0000	0.0232	0.0000
	0.0000	0.0000	0.0863								
2005	1	8	1	0	1	62	62	38	0.0000	0.0000	0.0000
	0.0000	0.1152	0.2436	0.0436	0.0190	0.0000	0.0000	0.0000	0.0000	0.0305	0.0959
	0.0193	0.0935	0.0000	0.0593	0.0087	0.0000	0.0203	0.0778	0.0000	0.0000	0.0197
	0.0000	0.0000	0.0139	0.0000	0.0000	0.0422	0.0000	0.0413	0.0000	0.0000	0.0562
	0.0000	0.0000	0.0000	0.0000	0.1152	0.2436	0.0436	0.0190	0.0000	0.0000	0.0000
	0.0000	0.0305	0.0959	0.0193	0.0935	0.0000	0.0593	0.0087	0.0000	0.0203	0.0778
	0.0000	0.0000	0.0197	0.0000	0.0000	0.0139	0.0000	0.0000	0.0422	0.0000	0.0413
	0.0000	0.0000	0.0562								
2005	1	8	1	0	1	64	64	33	0.0000	0.0000	0.0000
	0.0000	0.1095	0.2145	0.1554	0.1651	0.0000	0.0000	0.0000	0.0246	0.0000	0.0046
	0.0304	0.0118	0.0387	0.0000	0.0095	0.0346	0.0350	0.0000	0.0000	0.0000	0.0000
	0.0000	0.0000	0.0000	0.0000	0.0000	0.0359	0.0387	0.0246	0.0206	0.0000	0.0466
	0.0000	0.0000	0.0000	0.0000	0.1095	0.2145	0.1554	0.1651	0.0000	0.0000	0.0000
	0.0246	0.0000	0.0046	0.0304	0.0118	0.0387	0.0000	0.0095	0.0346	0.0350	0.0000
	0.0000	0.0000	0.0000	0.0000	0.0000	0.0000	0.0000	0.0000	0.0359	0.0387	0.0246
	0.0206	0.0000	0.0466								
2005	1	8	1	0	1	66	66	29	0.0000	0.0000	0.0000
	0.0000	0.0087	0.2446	0.0398	0.0166	0.0396	0.0116	0.0920	0.0102	0.0000	0.0000
	0.0270	0.0220	0.1947	0.0000	0.0110	0.0000	0.0194	0.0000	0.0401	0.0596	0.0000
	0.0000	0.0000	0.0416	0.0000	0.0000	0.0000	0.0620	0.0000	0.0000	0.0000	0.0596
	0.0000	0.0000	0.0000	0.0000	0.0087	0.2446	0.0398	0.0166	0.0396	0.0116	0.0920
	0.0102	0.0000	0.0000	0.0270	0.0220	0.1947	0.0000	0.0110	0.0000	0.0194	0.0000
	0.0401	0.0596	0.0000	0.0000	0.0000	0.0416	0.0000	0.0000	0.0000	0.0620	0.0000
	0.0000	0.0000	0.0596								
2005	1	8	1	0	1	68	68	19	0.0000	0.0000	0.0000
	0.0000	0.0418	0.1125	0.1479	0.2002	0.0216	0.0000	0.0202	0.0000	0.0436	0.0000
	0.0000	0.0000	0.0396	0.0000	0.0546	0.0000	0.0000	0.0643	0.0473	0.0000	0.0000
	0.0000	0.0000	0.0000	0.1072	0.0000	0.0000	0.0000	0.0990	0.0000	0.0000	0.0000
	0.0000	0.0000	0.0000	0.0000	0.0418	0.1125	0.1479	0.2002	0.0216	0.0000	0.0202
	0.0000	0.0436	0.0000	0.0000	0.0000	0.0396	0.0000	0.0546	0.0000	0.0000	0.0643
	0.0473	0.0000	0.0000	0.0000	0.0000	0.0000	0.1072	0.0000	0.0000	0.0000	0.0990
	0.0000	0.0000	0.0000								
2005	1	8	1	0	1	70	70	18	0.0000	0.0000	0.0000
	0.0000	0.0000	0.2582	0.0000	0.0000	0.0000	0.0000	0.0577	0.0000	0.1563	0.0421
	0.0000	0.1368	0.0000	0.0528	0.0000	0.0000	0.0838	0.0275	0.0364	0.0000	0.0495
	0.0000	0.0000	0.0000	0.0459	0.0000	0.0000	0.0000	0.0000	0.0530	0.0000	0.0000
	0.0000	0.0000	0.0000	0.0000	0.0000	0.2582	0.0000	0.0000	0.0000	0.0000	0.0577
	0.0000	0.1563	0.0421	0.0000	0.1368	0.0000	0.0528	0.0000	0.0000	0.0838	0.0275
	0.0364	0.0000	0.0495	0.0000	0.0000	0.0000	0.0459	0.0000	0.0000	0.0000	0.0000
	0.0530	0.0000	0.0000								
2005	1	8	1	0	1	72	72	8	0.0000	0.0000	0.0000
	0.0000	0.0000	0.0000	0.1774	0.0351	0.0000	0.0000	0.0000	0.0000	0.0000	0.0000
	0.0000	0.0000	0.0000	0.0775	0.0000	0.0000	0.0000	0.0764	0.0000	0.0000	0.0000
	0.0000	0.0000	0.0000	0.1100	0.4006	0.0000	0.1229	0.0000	0.0000	0.0000	0.0000
	0.0000	0.0000	0.0000	0.0000	0.0000	0.0000	0.1774	0.0351	0.0000	0.0000	0.0000
	0.0000	0.0000	0.0000	0.0000	0.0000	0.0000	0.0775	0.0000	0.0000	0.0000	0.0764
	0.0000	0.0000	0.0000	0.0000	0.0000	0.0000	0.1100	0.4006	0.0000	0.1229	0.0000
	0.0000	0.0000	0.0000								

2005	1	8	1	0	1	74	74	7	0.0000	0.0000	0.0000
	0.0000	0.0000	0.0000	0.0513	0.0000	0.0000	0.0000	0.1405	0.0000	0.0468	0.0000
	0.0000	0.0000	0.0000	0.0000	0.0000	0.0000	0.1041	0.2639	0.0000	0.1531	0.0000
	0.0000	0.0000	0.0000	0.0000	0.0000	0.0000	0.0000	0.0000	0.0000	0.2405	0.0000
	0.0000	0.0000	0.0000	0.0000	0.0000	0.0000	0.0513	0.0000	0.0000	0.0000	0.1405
	0.0000	0.0468	0.0000	0.0000	0.0000	0.0000	0.0000	0.0000	0.0000	0.1041	0.2639
	0.0000	0.1531	0.0000	0.0000	0.0000	0.0000	0.0000	0.0000	0.0000	0.0000	0.0000
	0.0000	0.2405	0.0000								
2005	1	8	1	0	1	76	76	3	0.0000	0.0000	0.0000
	0.0000	0.0000	0.0000	0.0000	0.0000	0.0000	0.0000	0.1416	0.7115	0.0000	0.1468
	0.0000	0.0000	0.0000	0.0000	0.0000	0.0000	0.0000	0.0000	0.0000	0.0000	0.0000
	0.0000	0.0000	0.0000	0.0000	0.0000	0.0000	0.0000	0.0000	0.0000	0.0000	0.0000
	0.0000	0.0000	0.0000	0.0000	0.0000	0.0000	0.0000	0.0000	0.0000	0.0000	0.1416
	0.7115	0.0000	0.1468	0.0000	0.0000	0.0000	0.0000	0.0000	0.0000	0.0000	0.0000
	0.0000	0.0000	0.0000	0.0000	0.0000	0.0000	0.0000	0.0000	0.0000	0.0000	0.0000
	0.0000	0.0000	0.0000								
2005	1	8	1	0	1	80	80	2	0.0000	0.0000	0.0000
	0.0000	0.0000	0.0000	0.0000	0.0000	0.0000	0.0000	0.0000	0.0000	0.0000	0.3757
	0.6243	0.0000	0.0000	0.0000	0.0000	0.0000	0.0000	0.0000	0.0000	0.0000	0.0000
	0.0000	0.0000	0.0000	0.0000	0.0000	0.0000	0.0000	0.0000	0.0000	0.0000	0.0000
	0.0000	0.0000	0.0000	0.0000	0.0000	0.0000	0.0000	0.0000	0.0000	0.0000	0.0000
	0.0000	0.0000	0.3757	0.6243	0.0000	0.0000	0.0000	0.0000	0.0000	0.0000	0.0000
	0.0000	0.0000	0.0000	0.0000	0.0000	0.0000	0.0000	0.0000	0.0000	0.0000	0.0000
	0.0000	0.0000	0.0000								
2005	1	8	1	0	1	82	82	1	0.0000	0.0000	0.0000
	0.0000	0.0000	0.0000	0.0000	0.0000	0.0000	0.0000	1.0000	0.0000	0.0000	0.0000
	0.0000	0.0000	0.0000	0.0000	0.0000	0.0000	0.0000	0.0000	0.0000	0.0000	0.0000
	0.0000	0.0000	0.0000	0.0000	0.0000	0.0000	0.0000	0.0000	0.0000	0.0000	0.0000
	0.0000	0.0000	0.0000	0.0000	0.0000	0.0000	0.0000	0.0000	0.0000	0.0000	1.0000
	0.0000	0.0000	0.0000	0.0000	0.0000	0.0000	0.0000	0.0000	0.0000	0.0000	0.0000
	0.0000	0.0000	0.0000	0.0000	0.0000	0.0000	0.0000	0.0000	0.0000	0.0000	0.0000
	0.0000	0.0000	0.0000								
2005	1	8	1	0	1	86	86	1	0.0000	0.0000	0.0000
	0.0000	0.0000	0.0000	0.0000	0.0000	0.0000	0.0000	0.0000	0.0000	0.0000	0.0000
	0.0000	0.0000	0.0000	0.0000	0.0000	1.0000	0.0000	0.0000	0.0000	0.0000	0.0000
	0.0000	0.0000	0.0000	0.0000	0.0000	0.0000	0.0000	0.0000	0.0000	0.0000	0.0000
	0.0000	0.0000	0.0000	0.0000	0.0000	0.0000	0.0000	0.0000	0.0000	0.0000	0.0000
	0.0000	0.0000	0.0000	0.0000	0.0000	0.0000	0.0000	0.0000	1.0000	0.0000	0.0000
	0.0000	0.0000	0.0000	0.0000	0.0000	0.0000	0.0000	0.0000	0.0000	0.0000	0.0000
	0.0000	0.0000	0.0000								
2006	1	8	1	0	1	22	22	1	1.0000	0.0000	0.0000
	0.0000	0.0000	0.0000	0.0000	0.0000	0.0000	0.0000	0.0000	0.0000	0.0000	0.0000
	0.0000	0.0000	0.0000	0.0000	0.0000	0.0000	0.0000	0.0000	0.0000	0.0000	0.0000
	0.0000	0.0000	0.0000	0.0000	0.0000	0.0000	0.0000	0.0000	0.0000	0.0000	0.0000
	0.0000	1.0000	0.0000	0.0000	0.0000	0.0000	0.0000	0.0000	0.0000	0.0000	0.0000
	0.0000	0.0000	0.0000	0.0000	0.0000	0.0000	0.0000	0.0000	0.0000	0.0000	0.0000
	0.0000	0.0000	0.0000	0.0000	0.0000	0.0000	0.0000	0.0000	0.0000	0.0000	0.0000
	0.0000	0.0000	0.0000								
2006	1	8	1	0	1	30	30	1	0.0000	1.0000	0.0000
	0.0000	0.0000	0.0000	0.0000	0.0000	0.0000	0.0000	0.0000	0.0000	0.0000	0.0000
	0.0000	0.0000	0.0000	0.0000	0.0000	0.0000	0.0000	0.0000	0.0000	0.0000	0.0000
	0.0000	0.0000	0.0000	0.0000	0.0000	0.0000	0.0000	0.0000	0.0000	0.0000	0.0000
	0.0000	1.0000	0.0000	0.0000	0.0000	0.0000	0.0000	0.0000	0.0000	0.0000	0.0000
	0.0000	0.0000	0.0000	0.0000	0.0000	0.0000	0.0000	0.0000	0.0000	0.0000	0.0000
	0.0000	0.0000	0.0000	0.0000	0.0000	0.0000	0.0000	0.0000	0.0000	0.0000	0.0000
	0.0000	0.0000	0.0000								
2006	1	8	1	0	1	36	36	2	0.0000	0.7307	0.2693
	0.0000	0.0000	0.0000	0.0000	0.0000	0.0000	0.0000	0.0000	0.0000	0.0000	0.0000
	0.0000	0.0000	0.0000	0.0000	0.0000	0.0000	0.0000	0.0000	0.0000	0.0000	0.0000
	0.0000	0.0000	0.0000	0.0000	0.0000	0.0000	0.0000	0.0000	0.0000	0.0000	0.0000
	0.0000	0.7307	0.2693	0.0000	0.0000	0.0000	0.0000	0.0000	0.0000	0.0000	0.0000
	0.0000	0.0000	0.0000	0.0000	0.0000	0.0000	0.0000	0.0000	0.0000	0.0000	0.0000
	0.0000	0.0000	0.0000	0.0000	0.0000	0.0000	0.0000	0.0000	0.0000	0.0000	0.0000
	0.0000	0.0000	0.0000								
2006	1	8	1	0	1	38	38	4	0.0000	0.8363	0.1637
	0.0000	0.0000	0.0000	0.0000	0.0000	0.0000	0.0000	0.0000	0.0000	0.0000	0.0000
	0.0000	0.0000	0.0000	0.0000	0.0000	0.0000	0.0000	0.0000	0.0000	0.0000	0.0000
	0.0000	0.0000	0.0000	0.0000	0.0000	0.0000	0.0000	0.0000	0.0000	0.0000	0.0000
	0.0000	0.8363	0.1637	0.0000	0.0000	0.0000	0.0000	0.0000	0.0000	0.0000	0.0000
	0.0000	0.0000	0.0000	0.0000	0.0000	0.0000	0.0000	0.0000	0.0000	0.0000	0.0000

	0.0000	0.0000	0.0000	0.0000	0.0000	0.0000	0.0000	0.0000	0.0000	0.0000	0.0000
	0.0000	0.0000	0.0000								
2006	1	8	1	0	1	40	40	4	0.0000	0.0000	1.0000
	0.0000	0.0000	0.0000	0.0000	0.0000	0.0000	0.0000	0.0000	0.0000	0.0000	0.0000
	0.0000	0.0000	0.0000	0.0000	0.0000	0.0000	0.0000	0.0000	0.0000	0.0000	0.0000
	0.0000	0.0000	0.0000	0.0000	0.0000	0.0000	0.0000	0.0000	0.0000	0.0000	0.0000
	0.0000	0.0000	1.0000	0.0000	0.0000	0.0000	0.0000	0.0000	0.0000	0.0000	0.0000
	0.0000	0.0000	0.0000	0.0000	0.0000	0.0000	0.0000	0.0000	0.0000	0.0000	0.0000
	0.0000	0.0000	0.0000	0.0000	0.0000	0.0000	0.0000	0.0000	0.0000	0.0000	0.0000
	0.0000	0.0000	0.0000								
2006	1	8	1	0	1	42	42	3	0.0000	0.0000	0.6655
	0.3345	0.0000	0.0000	0.0000	0.0000	0.0000	0.0000	0.0000	0.0000	0.0000	0.0000
	0.0000	0.0000	0.0000	0.0000	0.0000	0.0000	0.0000	0.0000	0.0000	0.0000	0.0000
	0.0000	0.0000	0.0000	0.0000	0.0000	0.0000	0.0000	0.0000	0.0000	0.0000	0.0000
	0.0000	0.0000	0.6655	0.3345	0.0000	0.0000	0.0000	0.0000	0.0000	0.0000	0.0000
	0.0000	0.0000	0.0000	0.0000	0.0000	0.0000	0.0000	0.0000	0.0000	0.0000	0.0000
	0.0000	0.0000	0.0000	0.0000	0.0000	0.0000	0.0000	0.0000	0.0000	0.0000	0.0000
	0.0000	0.0000	0.0000								
2006	1	8	1	0	1	44	44	13	0.0000	0.0000	0.4994
	0.2275	0.0000	0.2730	0.0000	0.0000	0.0000	0.0000	0.0000	0.0000	0.0000	0.0000
	0.0000	0.0000	0.0000	0.0000	0.0000	0.0000	0.0000	0.0000	0.0000	0.0000	0.0000
	0.0000	0.0000	0.0000	0.0000	0.0000	0.0000	0.0000	0.0000	0.0000	0.0000	0.0000
	0.0000	0.0000	0.4994	0.2275	0.0000	0.2730	0.0000	0.0000	0.0000	0.0000	0.0000
	0.0000	0.0000	0.0000	0.0000	0.0000	0.0000	0.0000	0.0000	0.0000	0.0000	0.0000
	0.0000	0.0000	0.0000	0.0000	0.0000	0.0000	0.0000	0.0000	0.0000	0.0000	0.0000
	0.0000	0.0000	0.0000								
2006	1	8	1	0	1	46	46	25	0.0000	0.0000	0.2707
	0.1183	0.0966	0.0294	0.1581	0.0383	0.1115	0.1770	0.0000	0.0000	0.0000	0.0000
	0.0000	0.0000	0.0000	0.0000	0.0000	0.0000	0.0000	0.0000	0.0000	0.0000	0.0000
	0.0000	0.0000	0.0000	0.0000	0.0000	0.0000	0.0000	0.0000	0.0000	0.0000	0.0000
	0.0000	0.0000	0.2707	0.1183	0.0966	0.0294	0.1581	0.0383	0.1115	0.1770	0.0000
	0.0000	0.0000	0.0000	0.0000	0.0000	0.0000	0.0000	0.0000	0.0000	0.0000	0.0000
	0.0000	0.0000	0.0000	0.0000	0.0000	0.0000	0.0000	0.0000	0.0000	0.0000	0.0000
	0.0000	0.0000	0.0000								
2006	1	8	1	0	1	48	48	20	0.0000	0.0000	0.1353
	0.2155	0.1266	0.1036	0.3249	0.0396	0.0545	0.0000	0.0000	0.0000	0.0000	0.0000
	0.0000	0.0000	0.0000	0.0000	0.0000	0.0000	0.0000	0.0000	0.0000	0.0000	0.0000
	0.0000	0.0000	0.0000	0.0000	0.0000	0.0000	0.0000	0.0000	0.0000	0.0000	0.0000
	0.0000	0.0000	0.1353	0.2155	0.1266	0.1036	0.3249	0.0396	0.0545	0.0000	0.0000
	0.0000	0.0000	0.0000	0.0000	0.0000	0.0000	0.0000	0.0000	0.0000	0.0000	0.0000
	0.0000	0.0000	0.0000	0.0000	0.0000	0.0000	0.0000	0.0000	0.0000	0.0000	0.0000
	0.0000	0.0000	0.0000								
2006	1	8	1	0	1	50	50	30	0.0000	0.0000	0.0297
	0.0651	0.1746	0.1830	0.1697	0.0631	0.3148	0.0000	0.0000	0.0000	0.0000	0.0000
	0.0000	0.0000	0.0000	0.0000	0.0000	0.0000	0.0000	0.0000	0.0000	0.0000	0.0000
	0.0000	0.0000	0.0000	0.0000	0.0000	0.0000	0.0000	0.0000	0.0000	0.0000	0.0000
	0.0000	0.0000	0.0297	0.0651	0.1746	0.1830	0.1697	0.0631	0.3148	0.0000	0.0000
	0.0000	0.0000	0.0000	0.0000	0.0000	0.0000	0.0000	0.0000	0.0000	0.0000	0.0000
	0.0000	0.0000	0.0000	0.0000	0.0000	0.0000	0.0000	0.0000	0.0000	0.0000	0.0000
	0.0000	0.0000	0.0000								
2006	1	8	1	0	1	52	52	33	0.0000	0.0000	0.0000
	0.0782	0.2530	0.0359	0.0787	0.2493	0.1516	0.0412	0.1120	0.0000	0.0000	0.0000
	0.0000	0.0000	0.0000	0.0000	0.0000	0.0000	0.0000	0.0000	0.0000	0.0000	0.0000
	0.0000	0.0000	0.0000	0.0000	0.0000	0.0000	0.0000	0.0000	0.0000	0.0000	0.0000
	0.0000	0.0000	0.0000	0.0782	0.2530	0.0359	0.0787	0.2493	0.1516	0.0412	0.1120
	0.0000	0.0000	0.0000	0.0000	0.0000	0.0000	0.0000	0.0000	0.0000	0.0000	0.0000
	0.0000	0.0000	0.0000	0.0000	0.0000	0.0000	0.0000	0.0000	0.0000	0.0000	0.0000
	0.0000	0.0000	0.0000								
2006	1	8	1	0	1	54	54	38	0.0000	0.0000	0.0000
	0.0305	0.0702	0.1465	0.1069	0.0665	0.0254	0.0000	0.0000	0.0111	0.0000	0.0000
	0.4663	0.0000	0.0000	0.0000	0.0000	0.0000	0.0000	0.0000	0.0000	0.0068	0.0000
	0.0000	0.0000	0.0000	0.0000	0.0000	0.0000	0.0000	0.0000	0.0000	0.0063	0.0635
	0.0000	0.0000	0.0000	0.0305	0.0702	0.1465	0.1069	0.0665	0.0254	0.0000	0.0000
	0.0111	0.0000	0.0000	0.4663	0.0000	0.0000	0.0000	0.0000	0.0000	0.0000	0.0000
	0.0000	0.0068	0.0000	0.0000	0.0000	0.0000	0.0000	0.0000	0.0000	0.0000	0.0000
	0.0000	0.0063	0.0635								
2006	1	8	1	0	1	56	56	48	0.0000	0.0000	0.0363
	0.0156	0.1323	0.1047	0.2220	0.1434	0.0291	0.0564	0.0371	0.0000	0.0379	0.0511
	0.0000	0.0000	0.0000	0.0000	0.0000	0.0439	0.0000	0.0223	0.0000	0.0000	0.0000
	0.0000	0.0000	0.0000	0.0000	0.0166	0.0000	0.0000	0.0000	0.0000	0.0000	0.0513

	0.0000	0.0000	0.0363	0.0156	0.1323	0.1047	0.2220	0.1434	0.0291	0.0564	0.0371
	0.0000	0.0379	0.0511	0.0000	0.0000	0.0000	0.0000	0.0000	0.0439	0.0000	0.0223
	0.0000	0.0000	0.0000	0.0000	0.0000	0.0000	0.0000	0.0166	0.0000	0.0000	0.0000
	0.0000	0.0000	0.0513								
2006	1	8	1	0	1	58	58	47	0.0000	0.0000	0.0000
	0.0080	0.0943	0.1818	0.1206	0.0674	0.0190	0.0511	0.0000	0.0205	0.0623	0.0425
	0.0095	0.0244	0.0000	0.0375	0.0250	0.0309	0.0080	0.0000	0.0000	0.0000	0.0000
	0.0000	0.0000	0.0339	0.0000	0.0000	0.0000	0.0000	0.0164	0.0000	0.0000	0.1469
	0.0000	0.0000	0.0000	0.0080	0.0943	0.1818	0.1206	0.0674	0.0190	0.0511	0.0000
	0.0205	0.0623	0.0425	0.0095	0.0244	0.0000	0.0375	0.0250	0.0309	0.0080	0.0000
	0.0000	0.0000	0.0000	0.0000	0.0000	0.0339	0.0000	0.0000	0.0000	0.0000	0.0164
	0.0000	0.0000	0.1469								
2006	1	8	1	0	1	60	60	51	0.0000	0.0000	0.0000
	0.0000	0.0570	0.1823	0.2319	0.0489	0.0000	0.0203	0.0000	0.0252	0.0164	0.0000
	0.0085	0.0000	0.0576	0.0562	0.0235	0.0329	0.0181	0.0153	0.0000	0.0000	0.0250
	0.0000	0.0000	0.0000	0.0489	0.0000	0.0229	0.0226	0.0000	0.0000	0.0568	0.0296
	0.0000	0.0000	0.0000	0.0000	0.0570	0.1823	0.2319	0.0489	0.0000	0.0203	0.0000
	0.0252	0.0164	0.0000	0.0085	0.0000	0.0576	0.0562	0.0235	0.0329	0.0181	0.0153
	0.0000	0.0000	0.0250	0.0000	0.0000	0.0000	0.0489	0.0000	0.0229	0.0226	0.0000
	0.0000	0.0568	0.0296								
2006	1	8	1	0	1	62	62	52	0.0000	0.0000	0.0000
	0.0000	0.0300	0.0762	0.1497	0.0761	0.0222	0.0706	0.0097	0.0068	0.0092	0.0040
	0.0000	0.0000	0.0096	0.0000	0.0894	0.0570	0.0936	0.0994	0.0499	0.0000	0.0406
	0.0148	0.0000	0.0000	0.0000	0.0000	0.0000	0.0000	0.0000	0.0000	0.0000	0.0915
	0.0000	0.0000	0.0000	0.0000	0.0300	0.0762	0.1497	0.0761	0.0222	0.0706	0.0097
	0.0068	0.0092	0.0040	0.0000	0.0000	0.0096	0.0000	0.0894	0.0570	0.0936	0.0994
	0.0499	0.0000	0.0406	0.0148	0.0000	0.0000	0.0000	0.0000	0.0000	0.0000	0.0000
	0.0000	0.0000	0.0915								
2006	1	8	1	0	1	64	64	53	0.0000	0.0000	0.0000
	0.0000	0.0361	0.0546	0.1362	0.1261	0.0200	0.0000	0.0000	0.0345	0.0000	0.0230
	0.0375	0.0356	0.0337	0.0163	0.0076	0.0158	0.0000	0.0314	0.0093	0.0224	0.0000
	0.0163	0.0000	0.0159	0.0433	0.0108	0.0296	0.0000	0.0000	0.0537	0.0000	0.1902
	0.0000	0.0000	0.0000	0.0000	0.0361	0.0546	0.1362	0.1261	0.0200	0.0000	0.0000
	0.0345	0.0000	0.0230	0.0375	0.0356	0.0337	0.0163	0.0076	0.0158	0.0000	0.0314
	0.0093	0.0224	0.0000	0.0163	0.0000	0.0159	0.0433	0.0108	0.0296	0.0000	0.0000
	0.0537	0.0000	0.1902								
2006	1	8	1	0	1	66	66	31	0.0000	0.0000	0.0000
	0.0000	0.0388	0.1008	0.1603	0.0557	0.0124	0.0000	0.0454	0.0000	0.0000	0.0000
	0.0165	0.0000	0.0295	0.0000	0.0339	0.0000	0.1986	0.0252	0.0222	0.0155	0.0000
	0.0000	0.0000	0.0000	0.0228	0.0232	0.0000	0.0000	0.0000	0.0000	0.0000	0.1992
	0.0000	0.0000	0.0000	0.0000	0.0388	0.1008	0.1603	0.0557	0.0124	0.0000	0.0454
	0.0000	0.0000	0.0000	0.0165	0.0000	0.0295	0.0000	0.0339	0.0000	0.1986	0.0252
	0.0222	0.0155	0.0000	0.0000	0.0000	0.0000	0.0228	0.0232	0.0000	0.0000	0.0000
	0.0000	0.0000	0.1992								
2006	1	8	1	0	1	68	68	33	0.0000	0.0000	0.0000
	0.0000	0.0000	0.0971	0.1199	0.0787	0.0985	0.0171	0.0000	0.0000	0.0372	0.0248
	0.0000	0.0000	0.0000	0.0638	0.0139	0.0000	0.0000	0.0000	0.0282	0.0159	0.0195
	0.0000	0.0000	0.0000	0.0000	0.0000	0.0000	0.1718	0.0000	0.0000	0.0000	0.2136
	0.0000	0.0000	0.0000	0.0000	0.0000	0.0971	0.1199	0.0787	0.0985	0.0171	0.0000
	0.0000	0.0372	0.0248	0.0000	0.0000	0.0000	0.0638	0.0139	0.0000	0.0000	0.0000
	0.0282	0.0159	0.0195	0.0000	0.0000	0.0000	0.0000	0.0000	0.0000	0.1718	0.0000
	0.0000	0.0000	0.2136								
2006	1	8	1	0	1	70	70	25	0.0000	0.0000	0.0000
	0.0000	0.0212	0.1046	0.1699	0.1475	0.0700	0.0212	0.0309	0.0296	0.0000	0.0000
	0.0000	0.0000	0.0659	0.1846	0.0000	0.0000	0.0223	0.0000	0.0360	0.0000	0.0000
	0.0000	0.0000	0.0000	0.0000	0.0000	0.0000	0.0331	0.0000	0.0000	0.0000	0.0632
	0.0000	0.0000	0.0000	0.0000	0.0212	0.1046	0.1699	0.1475	0.0700	0.0212	0.0309
	0.0296	0.0000	0.0000	0.0000	0.0000	0.0659	0.1846	0.0000	0.0000	0.0223	0.0000
	0.0360	0.0000	0.0000	0.0000	0.0000	0.0000	0.0000	0.0000	0.0000	0.0331	0.0000
	0.0000	0.0000	0.0632								
2006	1	8	1	0	1	72	72	12	0.0000	0.0000	0.0000
	0.0000	0.0000	0.0425	0.4623	0.0906	0.0000	0.0000	0.0540	0.0000	0.0621	0.0000
	0.0000	0.0000	0.0000	0.0000	0.0000	0.0000	0.0789	0.0000	0.0000	0.0000	0.0000
	0.0000	0.0000	0.0910	0.0000	0.0000	0.0000	0.0000	0.1187	0.0000	0.0000	0.0000
	0.0000	0.0000	0.0000	0.0000	0.0000	0.0425	0.4623	0.0906	0.0000	0.0000	0.0540
	0.0000	0.0621	0.0000	0.0000	0.0000	0.0000	0.0000	0.0000	0.0000	0.0789	0.0000
	0.0000	0.0000	0.0000	0.0000	0.0000	0.0910	0.0000	0.0000	0.0000	0.0000	0.1187
	0.0000	0.0000	0.0000								
2006	1	8	1	0	1	74	74	10	0.0000	0.0000	0.0000
	0.0000	0.0000	0.0000	0.2417	0.4308	0.0930	0.0000	0.0000	0.0000	0.0000	0.0000

	0.0000	0.0000	0.0000	0.1123	0.0000	0.0626	0.0000	0.0000	0.0000	0.0000	0.0000
	0.0000	0.0000	0.0000	0.0000	0.0597	0.0000	0.0000	0.0000	0.0000	0.0000	0.0000
	0.0000	0.0000	0.0000	0.0000	0.0000	0.0000	0.2417	0.4308	0.0930	0.0000	0.0000
	0.0000	0.0000	0.0000	0.0000	0.0000	0.0000	0.1123	0.0000	0.0626	0.0000	0.0000
	0.0000	0.0000	0.0000	0.0000	0.0000	0.0000	0.0000	0.0597	0.0000	0.0000	0.0000
	0.0000	0.0000	0.0000								
2006	1	8	1	0	1	76	76	5	0.0000	0.0000	0.0000
	0.0000	0.0000	0.0000	0.1217	0.1952	0.3447	0.0000	0.0000	0.0000	0.0000	0.0000
	0.0000	0.0000	0.2329	0.0000	0.0000	0.0000	0.0000	0.0000	0.0000	0.0000	0.0000
	0.0000	0.0000	0.0000	0.0000	0.0000	0.0000	0.0000	0.0000	0.0000	0.0000	0.1055
	0.0000	0.0000	0.0000	0.0000	0.0000	0.0000	0.1217	0.1952	0.3447	0.0000	0.0000
	0.0000	0.0000	0.0000	0.0000	0.0000	0.2329	0.0000	0.0000	0.0000	0.0000	0.0000
	0.0000	0.0000	0.0000	0.0000	0.0000	0.0000	0.0000	0.0000	0.0000	0.0000	0.0000
	0.0000	0.0000	0.1055								
2006	1	8	1	0	1	78	78	3	0.0000	0.0000	0.0000
	0.0000	0.0000	0.0000	0.0000	0.0000	0.0000	0.0000	0.0000	0.3990	0.0000	0.2718
	0.0000	0.0000	0.3291	0.0000	0.0000	0.0000	0.0000	0.0000	0.0000	0.0000	0.0000
	0.0000	0.0000	0.0000	0.0000	0.0000	0.0000	0.0000	0.0000	0.0000	0.0000	0.0000
	0.0000	0.0000	0.0000	0.0000	0.0000	0.0000	0.0000	0.0000	0.0000	0.0000	0.0000
	0.3990	0.0000	0.2718	0.0000	0.0000	0.3291	0.0000	0.0000	0.0000	0.0000	0.0000
	0.0000	0.0000	0.0000	0.0000	0.0000	0.0000	0.0000	0.0000	0.0000	0.0000	0.0000
	0.0000	0.0000	0.0000								
2006	1	8	1	0	1	80	80	2	0.0000	0.0000	0.0000
	0.0000	0.0000	0.0000	0.0000	0.0000	0.0000	0.0000	0.0000	0.0000	0.0000	0.0000
	0.0000	0.0000	0.0000	0.0000	0.0000	0.0000	0.0000	0.0000	0.0000	0.0000	0.0000
	0.0000	0.0000	0.0000	1.0000	0.0000	0.0000	0.0000	0.0000	0.0000	0.0000	0.0000
	0.0000	0.0000	0.0000	0.0000	0.0000	0.0000	0.0000	0.0000	0.0000	0.0000	0.0000
	0.0000	0.0000	0.0000	0.0000	0.0000	0.0000	0.0000	0.0000	0.0000	0.0000	0.0000
	0.0000	0.0000	0.0000	0.0000	0.0000	0.0000	1.0000	0.0000	0.0000	0.0000	0.0000
	0.0000	0.0000	0.0000								
2006	1	8	1	0	1	82	82	2	0.0000	0.0000	0.0000
	0.0000	0.0000	0.0000	0.0000	0.0000	0.0000	1.0000	0.0000	0.0000	0.0000	0.0000
	0.0000	0.0000	0.0000	0.0000	0.0000	0.0000	0.0000	0.0000	0.0000	0.0000	0.0000
	0.0000	0.0000	0.0000	0.0000	0.0000	0.0000	0.0000	0.0000	0.0000	0.0000	0.0000
	0.0000	0.0000	0.0000	0.0000	0.0000	0.0000	0.0000	0.0000	0.0000	1.0000	0.0000
	0.0000	0.0000	0.0000	0.0000	0.0000	0.0000	0.0000	0.0000	0.0000	0.0000	0.0000
	0.0000	0.0000	0.0000	0.0000	0.0000	0.0000	0.0000	0.0000	0.0000	0.0000	0.0000
	0.0000	0.0000	0.0000								
2006	1	8	1	0	1	84	84	2	0.0000	0.0000	0.0000
	0.0000	0.0000	0.0000	0.0000	0.0000	0.0000	0.0000	0.0000	0.0000	0.0000	0.0000
	1.0000	0.0000	0.0000	0.0000	0.0000	0.0000	0.0000	0.0000	0.0000	0.0000	0.0000
	0.0000	0.0000	0.0000	0.0000	0.0000	0.0000	0.0000	0.0000	0.0000	0.0000	0.0000
	0.0000	0.0000	0.0000	0.0000	0.0000	0.0000	0.0000	0.0000	0.0000	0.0000	0.0000
	0.0000	0.0000	0.0000	1.0000	0.0000	0.0000	0.0000	0.0000	0.0000	0.0000	0.0000
	0.0000	0.0000	0.0000	0.0000	0.0000	0.0000	0.0000	0.0000	0.0000	0.0000	0.0000
	0.0000	0.0000	0.0000								
2006	1	8	1	0	1	86	86	2	0.0000	0.0000	0.0000
	0.0000	0.0000	0.0000	0.0000	0.0000	0.0000	0.0000	0.0000	0.0000	0.0000	0.0000
	0.0000	0.0000	0.7439	0.0000	0.0000	0.2561	0.0000	0.0000	0.0000	0.0000	0.0000
	0.0000	0.0000	0.0000	0.0000	0.0000	0.0000	0.0000	0.0000	0.0000	0.0000	0.0000
	0.0000	0.0000	0.0000	0.0000	0.0000	0.0000	0.0000	0.0000	0.0000	0.0000	0.0000
	0.0000	0.0000	0.0000	0.0000	0.0000	0.7439	0.0000	0.0000	0.2561	0.0000	0.0000
	0.0000	0.0000	0.0000	0.0000	0.0000	0.0000	0.0000	0.0000	0.0000	0.0000	0.0000
	0.0000	0.0000	0.0000								
2007	1	8	1	0	1	30	30	1	1.0000	0.0000	0.0000
	0.0000	0.0000	0.0000	0.0000	0.0000	0.0000	0.0000	0.0000	0.0000	0.0000	0.0000
	0.0000	0.0000	0.0000	0.0000	0.0000	0.0000	0.0000	0.0000	0.0000	0.0000	0.0000
	0.0000	0.0000	0.0000	0.0000	0.0000	0.0000	0.0000	0.0000	0.0000	0.0000	0.0000
	0.0000	1.0000	0.0000	0.0000	0.0000	0.0000	0.0000	0.0000	0.0000	0.0000	0.0000
	0.0000	0.0000	0.0000	0.0000	0.0000	0.0000	0.0000	0.0000	0.0000	0.0000	0.0000
	0.0000	0.0000	0.0000	0.0000	0.0000	0.0000	0.0000	0.0000	0.0000	0.0000	0.0000
	0.0000	0.0000	0.0000								
2007	1	8	1	0	1	32	32	3	0.0000	1.0000	0.0000
	0.0000	0.0000	0.0000	0.0000	0.0000	0.0000	0.0000	0.0000	0.0000	0.0000	0.0000
	0.0000	0.0000	0.0000	0.0000	0.0000	0.0000	0.0000	0.0000	0.0000	0.0000	0.0000
	0.0000	0.0000	0.0000	0.0000	0.0000	0.0000	0.0000	0.0000	0.0000	0.0000	0.0000
	0.0000	1.0000	0.0000	0.0000	0.0000	0.0000	0.0000	0.0000	0.0000	0.0000	0.0000
	0.0000	0.0000	0.0000	0.0000	0.0000	0.0000	0.0000	0.0000	0.0000	0.0000	0.0000
	0.0000	0.0000	0.0000	0.0000	0.0000	0.0000	0.0000	0.0000	0.0000	0.0000	0.0000
	0.0000	0.0000	0.0000								

2007	1	8	1	0	1	34	34	6	0.0000	1.0000	0.0000
	0.0000	0.0000	0.0000	0.0000	0.0000	0.0000	0.0000	0.0000	0.0000	0.0000	0.0000
	0.0000	0.0000	0.0000	0.0000	0.0000	0.0000	0.0000	0.0000	0.0000	0.0000	0.0000
	0.0000	0.0000	0.0000	0.0000	0.0000	0.0000	0.0000	0.0000	0.0000	0.0000	0.0000
	0.0000	1.0000	0.0000	0.0000	0.0000	0.0000	0.0000	0.0000	0.0000	0.0000	0.0000
	0.0000	0.0000	0.0000	0.0000	0.0000	0.0000	0.0000	0.0000	0.0000	0.0000	0.0000
	0.0000	0.0000	0.0000	0.0000	0.0000	0.0000	0.0000	0.0000	0.0000	0.0000	0.0000
	0.0000	0.0000	0.0000								
2007	1	8	1	0	1	36	36	4	0.0000	1.0000	0.0000
	0.0000	0.0000	0.0000	0.0000	0.0000	0.0000	0.0000	0.0000	0.0000	0.0000	0.0000
	0.0000	0.0000	0.0000	0.0000	0.0000	0.0000	0.0000	0.0000	0.0000	0.0000	0.0000
	0.0000	0.0000	0.0000	0.0000	0.0000	0.0000	0.0000	0.0000	0.0000	0.0000	0.0000
	0.0000	1.0000	0.0000	0.0000	0.0000	0.0000	0.0000	0.0000	0.0000	0.0000	0.0000
	0.0000	0.0000	0.0000	0.0000	0.0000	0.0000	0.0000	0.0000	0.0000	0.0000	0.0000
	0.0000	0.0000	0.0000	0.0000	0.0000	0.0000	0.0000	0.0000	0.0000	0.0000	0.0000
	0.0000	0.0000	0.0000								
2007	1	8	1	0	1	38	38	7	0.0000	1.0000	0.0000
	0.0000	0.0000	0.0000	0.0000	0.0000	0.0000	0.0000	0.0000	0.0000	0.0000	0.0000
	0.0000	0.0000	0.0000	0.0000	0.0000	0.0000	0.0000	0.0000	0.0000	0.0000	0.0000
	0.0000	0.0000	0.0000	0.0000	0.0000	0.0000	0.0000	0.0000	0.0000	0.0000	0.0000
	0.0000	1.0000	0.0000	0.0000	0.0000	0.0000	0.0000	0.0000	0.0000	0.0000	0.0000
	0.0000	0.0000	0.0000	0.0000	0.0000	0.0000	0.0000	0.0000	0.0000	0.0000	0.0000
	0.0000	0.0000	0.0000	0.0000	0.0000	0.0000	0.0000	0.0000	0.0000	0.0000	0.0000
	0.0000	0.0000	0.0000								
2007	1	8	1	0	1	40	40	5	0.0000	1.0000	0.0000
	0.0000	0.0000	0.0000	0.0000	0.0000	0.0000	0.0000	0.0000	0.0000	0.0000	0.0000
	0.0000	0.0000	0.0000	0.0000	0.0000	0.0000	0.0000	0.0000	0.0000	0.0000	0.0000
	0.0000	0.0000	0.0000	0.0000	0.0000	0.0000	0.0000	0.0000	0.0000	0.0000	0.0000
	0.0000	1.0000	0.0000	0.0000	0.0000	0.0000	0.0000	0.0000	0.0000	0.0000	0.0000
	0.0000	0.0000	0.0000	0.0000	0.0000	0.0000	0.0000	0.0000	0.0000	0.0000	0.0000
	0.0000	0.0000	0.0000	0.0000	0.0000	0.0000	0.0000	0.0000	0.0000	0.0000	0.0000
	0.0000	0.0000	0.0000								
2007	1	8	1	0	1	44	44	5	0.0000	0.0000	0.0706
	0.3036	0.0000	0.0000	0.0000	0.0523	0.0000	0.5734	0.0000	0.0000	0.0000	0.0000
	0.0000	0.0000	0.0000	0.0000	0.0000	0.0000	0.0000	0.0000	0.0000	0.0000	0.0000
	0.0000	0.0000	0.0000	0.0000	0.0000	0.0000	0.0000	0.0000	0.0000	0.0000	0.0000
	0.0000	0.0000	0.0706	0.3036	0.0000	0.0000	0.0000	0.0523	0.0000	0.5734	0.0000
	0.0000	0.0000	0.0000	0.0000	0.0000	0.0000	0.0000	0.0000	0.0000	0.0000	0.0000
	0.0000	0.0000	0.0000	0.0000	0.0000	0.0000	0.0000	0.0000	0.0000	0.0000	0.0000
	0.0000	0.0000	0.0000								
2007	1	8	1	0	1	46	46	8	0.0000	0.0000	0.0521
	0.0877	0.1505	0.0000	0.4356	0.2742	0.0000	0.0000	0.0000	0.0000	0.0000	0.0000
	0.0000	0.0000	0.0000	0.0000	0.0000	0.0000	0.0000	0.0000	0.0000	0.0000	0.0000
	0.0000	0.0000	0.0000	0.0000	0.0000	0.0000	0.0000	0.0000	0.0000	0.0000	0.0000
	0.0000	0.0000	0.0521	0.0877	0.1505	0.0000	0.4356	0.2742	0.0000	0.0000	0.0000
	0.0000	0.0000	0.0000	0.0000	0.0000	0.0000	0.0000	0.0000	0.0000	0.0000	0.0000
	0.0000	0.0000	0.0000	0.0000	0.0000	0.0000	0.0000	0.0000	0.0000	0.0000	0.0000
	0.0000	0.0000	0.0000								
2007	1	8	1	0	1	48	48	24	0.0000	0.0000	0.0172
	0.3053	0.0476	0.0000	0.2434	0.2171	0.1282	0.0189	0.0000	0.0222	0.0000	0.0000
	0.0000	0.0000	0.0000	0.0000	0.0000	0.0000	0.0000	0.0000	0.0000	0.0000	0.0000
	0.0000	0.0000	0.0000	0.0000	0.0000	0.0000	0.0000	0.0000	0.0000	0.0000	0.0000
	0.0000	0.0000	0.0172	0.3053	0.0476	0.0000	0.2434	0.2171	0.1282	0.0189	0.0000
	0.0222	0.0000	0.0000	0.0000	0.0000	0.0000	0.0000	0.0000	0.0000	0.0000	0.0000
	0.0000	0.0000	0.0000	0.0000	0.0000	0.0000	0.0000	0.0000	0.0000	0.0000	0.0000
	0.0000	0.0000	0.0000								
2007	1	8	1	0	1	50	50	36	0.0000	0.0000	0.0145
	0.2629	0.0602	0.0894	0.1130	0.1551	0.1860	0.0915	0.0000	0.0273	0.0000	0.0000
	0.0000	0.0000	0.0000	0.0000	0.0000	0.0000	0.0000	0.0000	0.0000	0.0000	0.0000
	0.0000	0.0000	0.0000	0.0000	0.0000	0.0000	0.0000	0.0000	0.0000	0.0000	0.0000
	0.0000	0.0000	0.0145	0.2629	0.0602	0.0894	0.1130	0.1551	0.1860	0.0915	0.0000
	0.0273	0.0000	0.0000	0.0000	0.0000	0.0000	0.0000	0.0000	0.0000	0.0000	0.0000
	0.0000	0.0000	0.0000	0.0000	0.0000	0.0000	0.0000	0.0000	0.0000	0.0000	0.0000
	0.0000	0.0000	0.0000								
2007	1	8	1	0	1	52	52	36	0.0000	0.0000	0.0000
	0.0422	0.0631	0.2593	0.2281	0.1657	0.0829	0.0199	0.1072	0.0000	0.0000	0.0000
	0.0000	0.0000	0.0000	0.0000	0.0000	0.0000	0.0000	0.0000	0.0000	0.0000	0.0000
	0.0000	0.0316	0.0000	0.0000	0.0000	0.0000	0.0000	0.0000	0.0000	0.0000	0.0000
	0.0000	0.0000	0.0000	0.0422	0.0631	0.2593	0.2281	0.1657	0.0829	0.0199	0.1072
	0.0000	0.0000	0.0000	0.0000	0.0000	0.0000	0.0000	0.0000	0.0000	0.0000	0.0000

	0.0000	0.0000	0.0000	0.0000	0.0316	0.0000	0.0000	0.0000	0.0000	0.0000	0.0000
	0.0000	0.0000	0.0000								
2007	1	8	1	0	1	54	54	51	0.0000	0.0000	0.0000
	0.1104	0.1278	0.2614	0.1939	0.0528	0.1286	0.0288	0.0000	0.0047	0.0189	0.0071
	0.0000	0.0000	0.0000	0.0000	0.0000	0.0000	0.0000	0.0000	0.0000	0.0656	0.0000
	0.0000	0.0000	0.0000	0.0000	0.0000	0.0000	0.0000	0.0000	0.0000	0.0000	0.0000
	0.0000	0.0000	0.0000	0.1104	0.1278	0.2614	0.1939	0.0528	0.1286	0.0288	0.0000
	0.0047	0.0189	0.0071	0.0000	0.0000	0.0000	0.0000	0.0000	0.0000	0.0000	0.0000
	0.0000	0.0656	0.0000	0.0000	0.0000	0.0000	0.0000	0.0000	0.0000	0.0000	0.0000
	0.0000	0.0000	0.0000								
2007	1	8	1	0	1	56	56	50	0.0000	0.0000	0.0000
	0.0751	0.0215	0.0724	0.3090	0.0708	0.1509	0.0632	0.0522	0.0258	0.0161	0.0388
	0.0000	0.0308	0.0000	0.0000	0.0000	0.0000	0.0000	0.0000	0.0128	0.0000	0.0000
	0.0087	0.0000	0.0000	0.0000	0.0000	0.0000	0.0000	0.0000	0.0394	0.0000	0.0126
	0.0000	0.0000	0.0000	0.0751	0.0215	0.0724	0.3090	0.0708	0.1509	0.0632	0.0522
	0.0258	0.0161	0.0388	0.0000	0.0308	0.0000	0.0000	0.0000	0.0000	0.0000	0.0000
	0.0128	0.0000	0.0000	0.0087	0.0000	0.0000	0.0000	0.0000	0.0000	0.0000	0.0000
	0.0394	0.0000	0.0126								
2007	1	8	1	0	1	58	58	43	0.0000	0.0000	0.0000
	0.0438	0.0822	0.0923	0.1074	0.2134	0.0904	0.0000	0.0184	0.1018	0.0000	0.0177
	0.0000	0.0000	0.0000	0.0827	0.0325	0.0303	0.0000	0.0181	0.0000	0.0000	0.0054
	0.0000	0.0062	0.0000	0.0000	0.0194	0.0000	0.0062	0.0000	0.0211	0.0000	0.0107
	0.0000	0.0000	0.0000	0.0438	0.0822	0.0923	0.1074	0.2134	0.0904	0.0000	0.0184
	0.1018	0.0000	0.0177	0.0000	0.0000	0.0000	0.0827	0.0325	0.0303	0.0000	0.0181
	0.0000	0.0000	0.0054	0.0000	0.0062	0.0000	0.0000	0.0194	0.0000	0.0062	0.0000
	0.0211	0.0000	0.0107								
2007	1	8	1	0	1	60	60	51	0.0000	0.0000	0.0000
	0.0090	0.0374	0.0952	0.0930	0.2259	0.0171	0.0131	0.0382	0.0000	0.0053	0.0000
	0.0383	0.0000	0.0000	0.0077	0.0679	0.0000	0.0759	0.0251	0.0365	0.0000	0.0063
	0.0000	0.0231	0.0121	0.0263	0.0000	0.0058	0.0000	0.0000	0.0000	0.0446	0.0964
	0.0000	0.0000	0.0000	0.0090	0.0374	0.0952	0.0930	0.2259	0.0171	0.0131	0.0382
	0.0000	0.0053	0.0000	0.0383	0.0000	0.0000	0.0077	0.0679	0.0000	0.0759	0.0251
	0.0365	0.0000	0.0063	0.0000	0.0231	0.0121	0.0263	0.0000	0.0058	0.0000	0.0000
	0.0000	0.0446	0.0964								
2007	1	8	1	0	1	62	62	38	0.0000	0.0000	0.0000
	0.0000	0.0284	0.0952	0.0762	0.1823	0.0325	0.0090	0.0230	0.0000	0.0000	0.0000
	0.0000	0.0885	0.0077	0.0000	0.0166	0.0162	0.0000	0.0000	0.0000	0.0665	0.0000
	0.0551	0.0000	0.0258	0.0000	0.0826	0.0000	0.0856	0.0240	0.0230	0.0000	0.0619
	0.0000	0.0000	0.0000	0.0000	0.0284	0.0952	0.0762	0.1823	0.0325	0.0090	0.0230
	0.0000	0.0000	0.0000	0.0000	0.0885	0.0077	0.0000	0.0166	0.0162	0.0000	0.0000
	0.0000	0.0665	0.0000	0.0551	0.0000	0.0258	0.0000	0.0826	0.0000	0.0856	0.0240
	0.0230	0.0000	0.0619								
2007	1	8	1	0	1	64	64	37	0.0000	0.0000	0.0000
	0.0000	0.0000	0.0736	0.0249	0.0982	0.0995	0.0289	0.0000	0.0000	0.0000	0.0000
	0.0254	0.0817	0.0154	0.0000	0.0388	0.1042	0.0000	0.0000	0.0000	0.0414	0.0250
	0.0000	0.0676	0.0000	0.0000	0.0648	0.0000	0.0000	0.0000	0.0000	0.0000	0.2105
	0.0000	0.0000	0.0000	0.0000	0.0000	0.0736	0.0249	0.0982	0.0995	0.0289	0.0000
	0.0000	0.0000	0.0000	0.0254	0.0817	0.0154	0.0000	0.0388	0.1042	0.0000	0.0000
	0.0000	0.0414	0.0250	0.0000	0.0676	0.0000	0.0000	0.0648	0.0000	0.0000	0.0000
	0.0000	0.0000	0.2105								
2007	1	8	1	0	1	66	66	46	0.0000	0.0000	0.0000
	0.0000	0.0130	0.0381	0.0771	0.1361	0.0424	0.1185	0.0000	0.0599	0.0196	0.0414
	0.0373	0.0405	0.0000	0.0116	0.0000	0.0000	0.0815	0.0000	0.0000	0.0226	0.0000
	0.0000	0.0360	0.0143	0.0216	0.0143	0.0534	0.0000	0.0285	0.0000	0.0000	0.0924
	0.0000	0.0000	0.0000	0.0000	0.0130	0.0381	0.0771	0.1361	0.0424	0.1185	0.0000
	0.0599	0.0196	0.0414	0.0373	0.0405	0.0000	0.0116	0.0000	0.0000	0.0815	0.0000
	0.0000	0.0226	0.0000	0.0000	0.0360	0.0143	0.0216	0.0143	0.0534	0.0000	0.0285
	0.0000	0.0000	0.0924								
2007	1	8	1	0	1	68	68	25	0.0000	0.0000	0.0000
	0.0000	0.0000	0.0236	0.1288	0.5006	0.1708	0.0461	0.0264	0.0000	0.0000	0.0000
	0.0000	0.0000	0.0579	0.0000	0.0000	0.0000	0.0000	0.0000	0.0000	0.0000	0.0000
	0.0000	0.0000	0.0000	0.0000	0.0000	0.0000	0.0000	0.0000	0.0000	0.0000	0.0458
	0.0000	0.0000	0.0000	0.0000	0.0000	0.0236	0.1288	0.5006	0.1708	0.0461	0.0264
	0.0000	0.0000	0.0000	0.0000	0.0000	0.0579	0.0000	0.0000	0.0000	0.0000	0.0000
	0.0000	0.0000	0.0000	0.0000	0.0000	0.0000	0.0000	0.0000	0.0000	0.0000	0.0000
	0.0000	0.0000	0.0458								
2007	1	8	1	0	1	70	70	26	0.0000	0.0000	0.0000
	0.0000	0.0000	0.0000	0.3218	0.2177	0.0997	0.0231	0.0000	0.0000	0.0000	0.0514
	0.0000	0.0000	0.0000	0.0391	0.0540	0.0247	0.0000	0.0000	0.0000	0.0167	0.0197
	0.0000	0.0000	0.0000	0.0000	0.0312	0.0000	0.0809	0.0000	0.0000	0.0000	0.0199

	0.0000	0.0000	0.0000	0.0000	0.0000	0.0000	0.3218	0.2177	0.0997	0.0231	0.0000
	0.0000	0.0000	0.0514	0.0000	0.0000	0.0000	0.0391	0.0540	0.0247	0.0000	0.0000
	0.0000	0.0167	0.0197	0.0000	0.0000	0.0000	0.0000	0.0312	0.0000	0.0809	0.0000
	0.0000	0.0000	0.0199								
2007	1	8	1	0	1	72	72	11	0.0000	0.0000	0.0000
	0.0000	0.0000	0.1190	0.2289	0.1191	0.2402	0.0000	0.0000	0.0000	0.0000	0.0000
	0.0000	0.0000	0.0000	0.0000	0.0000	0.0000	0.0000	0.0000	0.0000	0.0953	0.0000
	0.0000	0.0000	0.0000	0.1067	0.0000	0.0000	0.0000	0.0000	0.0000	0.0000	0.0909
	0.0000	0.0000	0.0000	0.0000	0.0000	0.1190	0.2289	0.1191	0.2402	0.0000	0.0000
	0.0000	0.0000	0.0000	0.0000	0.0000	0.0000	0.0000	0.0000	0.0000	0.0000	0.0000
	0.0000	0.0953	0.0000	0.0000	0.0000	0.0000	0.1067	0.0000	0.0000	0.0000	0.0000
	0.0000	0.0000	0.0909								
2007	1	8	1	0	1	74	74	11	0.0000	0.0000	0.0000
	0.0000	0.0000	0.0000	0.0000	0.2288	0.2768	0.0446	0.0000	0.1432	0.0617	0.0000
	0.0000	0.0000	0.0000	0.0000	0.0000	0.0000	0.0000	0.0000	0.0564	0.0000	0.0000
	0.0000	0.1420	0.0000	0.0000	0.0000	0.0000	0.0000	0.0000	0.0000	0.0000	0.0466
	0.0000	0.0000	0.0000	0.0000	0.0000	0.0000	0.0000	0.2288	0.2768	0.0446	0.0000
	0.1432	0.0617	0.0000	0.0000	0.0000	0.0000	0.0000	0.0000	0.0000	0.0000	0.0000
	0.0564	0.0000	0.0000	0.0000	0.1420	0.0000	0.0000	0.0000	0.0000	0.0000	0.0000
	0.0000	0.0000	0.0466								
2007	1	8	1	0	1	76	76	7	0.0000	0.0000	0.0000
	0.0000	0.0000	0.0000	0.0000	0.1445	0.1714	0.0000	0.0000	0.0863	0.1658	0.0000
	0.0000	0.0000	0.0000	0.0000	0.1353	0.0000	0.0000	0.0000	0.0000	0.2966	0.0000
	0.0000	0.0000	0.0000	0.0000	0.0000	0.0000	0.0000	0.0000	0.0000	0.0000	0.0000
	0.0000	0.0000	0.0000	0.0000	0.0000	0.0000	0.0000	0.1445	0.1714	0.0000	0.0000
	0.0863	0.1658	0.0000	0.0000	0.0000	0.0000	0.0000	0.1353	0.0000	0.0000	0.0000
	0.0000	0.2966	0.0000	0.0000	0.0000	0.0000	0.0000	0.0000	0.0000	0.0000	0.0000
	0.0000	0.0000	0.0000								
2007	1	8	1	0	1	78	78	3	0.0000	0.0000	0.0000
	0.0000	0.0000	0.0000	0.3977	0.1425	0.4598	0.0000	0.0000	0.0000	0.0000	0.0000
	0.0000	0.0000	0.0000	0.0000	0.0000	0.0000	0.0000	0.0000	0.0000	0.0000	0.0000
	0.0000	0.0000	0.0000	0.0000	0.0000	0.0000	0.0000	0.0000	0.0000	0.0000	0.0000
	0.0000	0.0000	0.0000	0.0000	0.0000	0.0000	0.3977	0.1425	0.4598	0.0000	0.0000
	0.0000	0.0000	0.0000	0.0000	0.0000	0.0000	0.0000	0.0000	0.0000	0.0000	0.0000
	0.0000	0.0000	0.0000	0.0000	0.0000	0.0000	0.0000	0.0000	0.0000	0.0000	0.0000
	0.0000	0.0000	0.0000								
2007	1	8	1	0	1	80	80	4	0.0000	0.0000	0.0000
	0.0000	0.0000	0.0000	0.0000	0.0000	0.0000	0.3419	0.2711	0.0000	0.0000	0.0000
	0.2529	0.0000	0.0000	0.0000	0.0000	0.0000	0.0000	0.1341	0.0000	0.0000	0.0000
	0.0000	0.0000	0.0000	0.0000	0.0000	0.0000	0.0000	0.0000	0.0000	0.0000	0.0000
	0.0000	0.0000	0.0000	0.0000	0.0000	0.0000	0.0000	0.0000	0.0000	0.3419	0.2711
	0.0000	0.0000	0.0000	0.2529	0.0000	0.0000	0.0000	0.0000	0.0000	0.0000	0.1341
	0.0000	0.0000	0.0000	0.0000	0.0000	0.0000	0.0000	0.0000	0.0000	0.0000	0.0000
	0.0000	0.0000	0.0000								
2007	1	8	1	0	1	82	82	1	0.0000	0.0000	0.0000
	0.0000	0.0000	0.0000	0.0000	0.0000	0.0000	0.0000	0.0000	0.0000	0.0000	0.0000
	1.0000	0.0000	0.0000	0.0000	0.0000	0.0000	0.0000	0.0000	0.0000	0.0000	0.0000
	0.0000	0.0000	0.0000	0.0000	0.0000	0.0000	0.0000	0.0000	0.0000	0.0000	0.0000
	0.0000	0.0000	0.0000	0.0000	0.0000	0.0000	0.0000	0.0000	0.0000	0.0000	0.0000
	0.0000	0.0000	0.0000	1.0000	0.0000	0.0000	0.0000	0.0000	0.0000	0.0000	0.0000
	0.0000	0.0000	0.0000	0.0000	0.0000	0.0000	0.0000	0.0000	0.0000	0.0000	0.0000
	0.0000	0.0000	0.0000								
2007	1	8	1	0	1	88	88	1	0.0000	0.0000	0.0000
	0.0000	0.0000	0.0000	0.0000	0.0000	0.0000	0.0000	0.0000	0.0000	0.0000	1.0000
	0.0000	0.0000	0.0000	0.0000	0.0000	0.0000	0.0000	0.0000	0.0000	0.0000	0.0000
	0.0000	0.0000	0.0000	0.0000	0.0000	0.0000	0.0000	0.0000	0.0000	0.0000	0.0000
	0.0000	0.0000	0.0000	0.0000	0.0000	0.0000	0.0000	0.0000	0.0000	0.0000	0.0000
	0.0000	0.0000	1.0000	0.0000	0.0000	0.0000	0.0000	0.0000	0.0000	0.0000	0.0000
	0.0000	0.0000	0.0000	0.0000	0.0000	0.0000	0.0000	0.0000	0.0000	0.0000	0.0000
	0.0000	0.0000	0.0000								
2008	1	8	1	0	1	20	20	1	1.0000	0.0000	0.0000
	0.0000	0.0000	0.0000	0.0000	0.0000	0.0000	0.0000	0.0000	0.0000	0.0000	0.0000
	0.0000	0.0000	0.0000	0.0000	0.0000	0.0000	0.0000	0.0000	0.0000	0.0000	0.0000
	0.0000	0.0000	0.0000	0.0000	0.0000	0.0000	0.0000	0.0000	0.0000	0.0000	0.0000
	0.0000	1.0000	0.0000	0.0000	0.0000	0.0000	0.0000	0.0000	0.0000	0.0000	0.0000
	0.0000	0.0000	0.0000	0.0000	0.0000	0.0000	0.0000	0.0000	0.0000	0.0000	0.0000
	0.0000	0.0000	0.0000	0.0000	0.0000	0.0000	0.0000	0.0000	0.0000	0.0000	0.0000
	0.0000	0.0000	0.0000								
2008	1	8	1	0	1	22	22	2	1.0000	0.0000	0.0000
	0.0000	0.0000	0.0000	0.0000	0.0000	0.0000	0.0000	0.0000	0.0000	0.0000	0.0000

	0.0000	0.0000	0.0000	0.0000	0.0000	0.0000	0.0000	0.0000	0.0000	0.0000	0.0000
	0.0000	0.0000	0.0000	0.0000	0.0000	0.0000	0.0000	0.0000	0.0000	0.0000	0.0000
	0.0000	1.0000	0.0000	0.0000	0.0000	0.0000	0.0000	0.0000	0.0000	0.0000	0.0000
	0.0000	0.0000	0.0000	0.0000	0.0000	0.0000	0.0000	0.0000	0.0000	0.0000	0.0000
	0.0000	0.0000	0.0000	0.0000	0.0000	0.0000	0.0000	0.0000	0.0000	0.0000	0.0000
	0.0000	0.0000	0.0000								
2008	1	8	1	0	1	24	24	3	1.0000	0.0000	0.0000
	0.0000	0.0000	0.0000	0.0000	0.0000	0.0000	0.0000	0.0000	0.0000	0.0000	0.0000
	0.0000	0.0000	0.0000	0.0000	0.0000	0.0000	0.0000	0.0000	0.0000	0.0000	0.0000
	0.0000	0.0000	0.0000	0.0000	0.0000	0.0000	0.0000	0.0000	0.0000	0.0000	0.0000
	0.0000	1.0000	0.0000	0.0000	0.0000	0.0000	0.0000	0.0000	0.0000	0.0000	0.0000
	0.0000	0.0000	0.0000	0.0000	0.0000	0.0000	0.0000	0.0000	0.0000	0.0000	0.0000
	0.0000	0.0000	0.0000	0.0000	0.0000	0.0000	0.0000	0.0000	0.0000	0.0000	0.0000
	0.0000	0.0000	0.0000								
2008	1	8	1	0	1	26	26	1	1.0000	0.0000	0.0000
	0.0000	0.0000	0.0000	0.0000	0.0000	0.0000	0.0000	0.0000	0.0000	0.0000	0.0000
	0.0000	0.0000	0.0000	0.0000	0.0000	0.0000	0.0000	0.0000	0.0000	0.0000	0.0000
	0.0000	0.0000	0.0000	0.0000	0.0000	0.0000	0.0000	0.0000	0.0000	0.0000	0.0000
	0.0000	1.0000	0.0000	0.0000	0.0000	0.0000	0.0000	0.0000	0.0000	0.0000	0.0000
	0.0000	0.0000	0.0000	0.0000	0.0000	0.0000	0.0000	0.0000	0.0000	0.0000	0.0000
	0.0000	0.0000	0.0000	0.0000	0.0000	0.0000	0.0000	0.0000	0.0000	0.0000	0.0000
	0.0000	0.0000	0.0000								
2008	1	8	1	0	1	28	28	1	1.0000	0.0000	0.0000
	0.0000	0.0000	0.0000	0.0000	0.0000	0.0000	0.0000	0.0000	0.0000	0.0000	0.0000
	0.0000	0.0000	0.0000	0.0000	0.0000	0.0000	0.0000	0.0000	0.0000	0.0000	0.0000
	0.0000	0.0000	0.0000	0.0000	0.0000	0.0000	0.0000	0.0000	0.0000	0.0000	0.0000
	0.0000	1.0000	0.0000	0.0000	0.0000	0.0000	0.0000	0.0000	0.0000	0.0000	0.0000
	0.0000	0.0000	0.0000	0.0000	0.0000	0.0000	0.0000	0.0000	0.0000	0.0000	0.0000
	0.0000	0.0000	0.0000	0.0000	0.0000	0.0000	0.0000	0.0000	0.0000	0.0000	0.0000
	0.0000	0.0000	0.0000								
2008	1	8	1	0	1	38	38	2	0.0000	1.0000	0.0000
	0.0000	0.0000	0.0000	0.0000	0.0000	0.0000	0.0000	0.0000	0.0000	0.0000	0.0000
	0.0000	0.0000	0.0000	0.0000	0.0000	0.0000	0.0000	0.0000	0.0000	0.0000	0.0000
	0.0000	0.0000	0.0000	0.0000	0.0000	0.0000	0.0000	0.0000	0.0000	0.0000	0.0000
	0.0000	1.0000	0.0000	0.0000	0.0000	0.0000	0.0000	0.0000	0.0000	0.0000	0.0000
	0.0000	0.0000	0.0000	0.0000	0.0000	0.0000	0.0000	0.0000	0.0000	0.0000	0.0000
	0.0000	0.0000	0.0000	0.0000	0.0000	0.0000	0.0000	0.0000	0.0000	0.0000	0.0000
	0.0000	0.0000	0.0000								
2008	1	8	1	0	1	40	40	2	0.0000	0.2465	0.7535
	0.0000	0.0000	0.0000	0.0000	0.0000	0.0000	0.0000	0.0000	0.0000	0.0000	0.0000
	0.0000	0.0000	0.0000	0.0000	0.0000	0.0000	0.0000	0.0000	0.0000	0.0000	0.0000
	0.0000	0.0000	0.0000	0.0000	0.0000	0.0000	0.0000	0.0000	0.0000	0.0000	0.0000
	0.0000	0.2465	0.7535	0.0000	0.0000	0.0000	0.0000	0.0000	0.0000	0.0000	0.0000
	0.0000	0.0000	0.0000	0.0000	0.0000	0.0000	0.0000	0.0000	0.0000	0.0000	0.0000
	0.0000	0.0000	0.0000	0.0000	0.0000	0.0000	0.0000	0.0000	0.0000	0.0000	0.0000
	0.0000	0.0000	0.0000								
2008	1	8	1	0	1	42	42	4	0.0000	0.0000	1.0000
	0.0000	0.0000	0.0000	0.0000	0.0000	0.0000	0.0000	0.0000	0.0000	0.0000	0.0000
	0.0000	0.0000	0.0000	0.0000	0.0000	0.0000	0.0000	0.0000	0.0000	0.0000	0.0000
	0.0000	0.0000	0.0000	0.0000	0.0000	0.0000	0.0000	0.0000	0.0000	0.0000	0.0000
	0.0000	0.0000	1.0000	0.0000	0.0000	0.0000	0.0000	0.0000	0.0000	0.0000	0.0000
	0.0000	0.0000	0.0000	0.0000	0.0000	0.0000	0.0000	0.0000	0.0000	0.0000	0.0000
	0.0000	0.0000	0.0000	0.0000	0.0000	0.0000	0.0000	0.0000	0.0000	0.0000	0.0000
	0.0000	0.0000	0.0000								
2008	1	8	1	0	1	44	44	6	0.0000	0.0000	1.0000
	0.0000	0.0000	0.0000	0.0000	0.0000	0.0000	0.0000	0.0000	0.0000	0.0000	0.0000
	0.0000	0.0000	0.0000	0.0000	0.0000	0.0000	0.0000	0.0000	0.0000	0.0000	0.0000
	0.0000	0.0000	0.0000	0.0000	0.0000	0.0000	0.0000	0.0000	0.0000	0.0000	0.0000
	0.0000	0.0000	1.0000	0.0000	0.0000	0.0000	0.0000	0.0000	0.0000	0.0000	0.0000
	0.0000	0.0000	0.0000	0.0000	0.0000	0.0000	0.0000	0.0000	0.0000	0.0000	0.0000
	0.0000	0.0000	0.0000	0.0000	0.0000	0.0000	0.0000	0.0000	0.0000	0.0000	0.0000
	0.0000	0.0000	0.0000								
2008	1	8	1	0	1	46	46	10	0.0000	0.0000	0.5672
	0.0000	0.0522	0.1258	0.0000	0.0000	0.1693	0.0000	0.0855	0.0000	0.0000	0.0000
	0.0000	0.0000	0.0000	0.0000	0.0000	0.0000	0.0000	0.0000	0.0000	0.0000	0.0000
	0.0000	0.0000	0.0000	0.0000	0.0000	0.0000	0.0000	0.0000	0.0000	0.0000	0.0000
	0.0000	0.0000	0.5672	0.0000	0.0522	0.1258	0.0000	0.0000	0.1693	0.0000	0.0855
	0.0000	0.0000	0.0000	0.0000	0.0000	0.0000	0.0000	0.0000	0.0000	0.0000	0.0000
	0.0000	0.0000	0.0000	0.0000	0.0000	0.0000	0.0000	0.0000	0.0000	0.0000	0.0000
	0.0000	0.0000	0.0000								

2008	1	8	1	0	1	48	48	12	0.0000	0.0000	0.4116
	0.0481	0.0000	0.0000	0.1040	0.0772	0.3081	0.0000	0.0509	0.0000	0.0000	0.0000
	0.0000	0.0000	0.0000	0.0000	0.0000	0.0000	0.0000	0.0000	0.0000	0.0000	0.0000
	0.0000	0.0000	0.0000	0.0000	0.0000	0.0000	0.0000	0.0000	0.0000	0.0000	0.0000
	0.0000	0.0000	0.4116	0.0481	0.0000	0.0000	0.1040	0.0772	0.3081	0.0000	0.0509
	0.0000	0.0000	0.0000	0.0000	0.0000	0.0000	0.0000	0.0000	0.0000	0.0000	0.0000
	0.0000	0.0000	0.0000	0.0000	0.0000	0.0000	0.0000	0.0000	0.0000	0.0000	0.0000
	0.0000	0.0000	0.0000								
2008	1	8	1	0	1	50	50	12	0.0000	0.0000	0.0000
	0.0344	0.0000	0.0000	0.0000	0.0564	0.3597	0.0230	0.0941	0.4324	0.0000	0.0000
	0.0000	0.0000	0.0000	0.0000	0.0000	0.0000	0.0000	0.0000	0.0000	0.0000	0.0000
	0.0000	0.0000	0.0000	0.0000	0.0000	0.0000	0.0000	0.0000	0.0000	0.0000	0.0000
	0.0000	0.0000	0.0000	0.0344	0.0000	0.0000	0.0000	0.0564	0.3597	0.0230	0.0941
	0.4324	0.0000	0.0000	0.0000	0.0000	0.0000	0.0000	0.0000	0.0000	0.0000	0.0000
	0.0000	0.0000	0.0000	0.0000	0.0000	0.0000	0.0000	0.0000	0.0000	0.0000	0.0000
	0.0000	0.0000	0.0000								
2008	1	8	1	0	1	52	52	20	0.0000	0.0000	0.0491
	0.0078	0.0000	0.0931	0.0740	0.0996	0.3611	0.2101	0.0000	0.0197	0.0854	0.0000
	0.0000	0.0000	0.0000	0.0000	0.0000	0.0000	0.0000	0.0000	0.0000	0.0000	0.0000
	0.0000	0.0000	0.0000	0.0000	0.0000	0.0000	0.0000	0.0000	0.0000	0.0000	0.0000
	0.0000	0.0000	0.0491	0.0078	0.0000	0.0931	0.0740	0.0996	0.3611	0.2101	0.0000
	0.0197	0.0854	0.0000	0.0000	0.0000	0.0000	0.0000	0.0000	0.0000	0.0000	0.0000
	0.0000	0.0000	0.0000	0.0000	0.0000	0.0000	0.0000	0.0000	0.0000	0.0000	0.0000
	0.0000	0.0000	0.0000								
2008	1	8	1	0	1	54	54	40	0.0000	0.0000	0.0000
	0.0000	0.0200	0.0794	0.0586	0.1204	0.0784	0.0825	0.0335	0.2111	0.2046	0.0388
	0.0000	0.0000	0.0000	0.0000	0.0000	0.0000	0.0000	0.0000	0.0000	0.0000	0.0000
	0.0000	0.0140	0.0000	0.0000	0.0000	0.0396	0.0000	0.0000	0.0000	0.0000	0.0191
	0.0000	0.0000	0.0000	0.0000	0.0200	0.0794	0.0586	0.1204	0.0784	0.0825	0.0335
	0.2111	0.2046	0.0388	0.0000	0.0000	0.0000	0.0000	0.0000	0.0000	0.0000	0.0000
	0.0000	0.0000	0.0000	0.0000	0.0140	0.0000	0.0000	0.0000	0.0396	0.0000	0.0000
	0.0000	0.0000	0.0191								
2008	1	8	1	0	1	56	56	41	0.0000	0.0000	0.0000
	0.0000	0.0336	0.0356	0.1067	0.1245	0.1011	0.1132	0.0320	0.1703	0.1245	0.0000
	0.0000	0.0228	0.0000	0.0302	0.0000	0.0000	0.1055	0.0000	0.0000	0.0000	0.0000
	0.0000	0.0000	0.0000	0.0000	0.0000	0.0000	0.0000	0.0000	0.0000	0.0000	0.0000
	0.0000	0.0000	0.0000	0.0000	0.0336	0.0356	0.1067	0.1245	0.1011	0.1132	0.0320
	0.1703	0.1245	0.0000	0.0000	0.0228	0.0000	0.0302	0.0000	0.0000	0.1055	0.0000
	0.0000	0.0000	0.0000	0.0000	0.0000	0.0000	0.0000	0.0000	0.0000	0.0000	0.0000
	0.0000	0.0000	0.0000								
2008	1	8	1	0	1	58	58	51	0.0000	0.0000	0.0000
	0.0000	0.0925	0.0526	0.0869	0.1508	0.0867	0.1887	0.0191	0.0184	0.0314	0.0000
	0.0000	0.0000	0.0102	0.0000	0.0252	0.0000	0.0000	0.0000	0.0000	0.0443	0.0000
	0.0000	0.0212	0.0511	0.0000	0.0303	0.0000	0.0000	0.0000	0.0116	0.0000	0.0790
	0.0000	0.0000	0.0000	0.0000	0.0925	0.0526	0.0869	0.1508	0.0867	0.1887	0.0191
	0.0184	0.0314	0.0000	0.0000	0.0000	0.0102	0.0000	0.0252	0.0000	0.0000	0.0000
	0.0000	0.0443	0.0000	0.0000	0.0212	0.0511	0.0000	0.0303	0.0000	0.0000	0.0000
	0.0116	0.0000	0.0790								
2008	1	8	1	0	1	60	60	45	0.0000	0.0000	0.0000
	0.0000	0.0056	0.0238	0.1277	0.1277	0.0634	0.1356	0.0885	0.0000	0.0000	0.0091
	0.0536	0.0612	0.0000	0.0111	0.0307	0.0119	0.0184	0.0000	0.0000	0.0000	0.0000
	0.0000	0.0000	0.0789	0.0192	0.0178	0.0000	0.0000	0.0000	0.0000	0.0000	0.1158
	0.0000	0.0000	0.0000	0.0000	0.0056	0.0238	0.1277	0.1277	0.0634	0.1356	0.0885
	0.0000	0.0000	0.0091	0.0536	0.0612	0.0000	0.0111	0.0307	0.0119	0.0184	0.0000
	0.0000	0.0000	0.0000	0.0000	0.0000	0.0789	0.0192	0.0178	0.0000	0.0000	0.0000
	0.0000	0.0000	0.1158								
2008	1	8	1	0	1	62	62	39	0.0000	0.0000	0.0000
	0.0000	0.0568	0.0000	0.0068	0.1300	0.0990	0.0266	0.0282	0.0934	0.0000	0.0378
	0.0000	0.0000	0.0000	0.0000	0.0210	0.0000	0.1199	0.0488	0.0000	0.0249	0.0104
	0.0722	0.0000	0.0138	0.0000	0.0000	0.0144	0.0000	0.0197	0.0134	0.0000	0.1628
	0.0000	0.0000	0.0000	0.0000	0.0568	0.0000	0.0068	0.1300	0.0990	0.0266	0.0282
	0.0934	0.0000	0.0378	0.0000	0.0000	0.0000	0.0000	0.0210	0.0000	0.1199	0.0488
	0.0000	0.0249	0.0104	0.0722	0.0000	0.0138	0.0000	0.0000	0.0144	0.0000	0.0197
	0.0134	0.0000	0.1628								
2008	1	8	1	0	1	64	64	46	0.0000	0.0000	0.0000
	0.0000	0.0000	0.0112	0.0770	0.0793	0.1026	0.0046	0.0378	0.0136	0.0108	0.0000
	0.0000	0.0264	0.0425	0.0288	0.0580	0.0594	0.0694	0.0692	0.0000	0.0229	0.0126
	0.0000	0.0713	0.0000	0.0566	0.0000	0.0000	0.0117	0.0265	0.0229	0.0000	0.0849
	0.0000	0.0000	0.0000	0.0000	0.0000	0.0112	0.0770	0.0793	0.1026	0.0046	0.0378
	0.0136	0.0108	0.0000	0.0000	0.0264	0.0425	0.0288	0.0580	0.0594	0.0694	0.0692

	0.0000	0.0229	0.0126	0.0000	0.0713	0.0000	0.0566	0.0000	0.0000	0.0117	0.0265
	0.0229	0.0000	0.0849								
2008	1	8	1	0	1	66	66	30	0.0000	0.0000	0.0000
	0.0000	0.0000	0.0000	0.0558	0.0453	0.2034	0.0935	0.0912	0.0605	0.0134	0.0000
	0.0149	0.0000	0.0000	0.0000	0.0323	0.0000	0.0484	0.0000	0.0289	0.1614	0.0493
	0.0083	0.0000	0.0707	0.0000	0.0000	0.0000	0.0000	0.0000	0.0000	0.0226	0.0000
	0.0000	0.0000	0.0000	0.0000	0.0000	0.0000	0.0558	0.0453	0.2034	0.0935	0.0912
	0.0605	0.0134	0.0000	0.0149	0.0000	0.0000	0.0000	0.0323	0.0000	0.0484	0.0000
	0.0289	0.1614	0.0493	0.0083	0.0000	0.0707	0.0000	0.0000	0.0000	0.0000	0.0000
	0.0000	0.0226	0.0000								
2008	1	8	1	0	1	68	68	24	0.0000	0.0000	0.0000
	0.0000	0.0000	0.0000	0.0679	0.2737	0.2902	0.0000	0.0425	0.0749	0.0000	0.0000
	0.0000	0.0528	0.0000	0.0000	0.0000	0.0000	0.0536	0.0000	0.0313	0.0000	0.0175
	0.0000	0.0000	0.0339	0.0000	0.0000	0.0000	0.0000	0.0000	0.0000	0.0000	0.0616
	0.0000	0.0000	0.0000	0.0000	0.0000	0.0000	0.0679	0.2737	0.2902	0.0000	0.0425
	0.0749	0.0000	0.0000	0.0000	0.0528	0.0000	0.0000	0.0000	0.0000	0.0536	0.0000
	0.0313	0.0000	0.0175	0.0000	0.0000	0.0339	0.0000	0.0000	0.0000	0.0000	0.0000
	0.0000	0.0000	0.0616								
2008	1	8	1	0	1	70	70	13	0.0000	0.0000	0.0000
	0.0000	0.0527	0.0272	0.0000	0.0645	0.1492	0.1941	0.0000	0.0000	0.0000	0.0000
	0.0000	0.0000	0.0000	0.0000	0.0000	0.0557	0.0000	0.0000	0.0000	0.0000	0.0000
	0.0000	0.0000	0.0000	0.0000	0.0000	0.0818	0.0000	0.0000	0.0280	0.0000	0.3467
	0.0000	0.0000	0.0000	0.0000	0.0527	0.0272	0.0000	0.0645	0.1492	0.1941	0.0000
	0.0000	0.0000	0.0000	0.0000	0.0000	0.0000	0.0000	0.0000	0.0557	0.0000	0.0000
	0.0000	0.0000	0.0000	0.0000	0.0000	0.0000	0.0000	0.0000	0.0818	0.0000	0.0000
	0.0280	0.0000	0.3467								
2008	1	8	1	0	1	72	72	22	0.0000	0.0000	0.0000
	0.0000	0.0000	0.0000	0.0000	0.0199	0.1784	0.1810	0.0280	0.0000	0.0000	0.0000
	0.0194	0.0000	0.0174	0.0000	0.0986	0.0292	0.0000	0.0000	0.0000	0.0000	0.0000
	0.0000	0.0540	0.0719	0.0940	0.0000	0.0000	0.0000	0.0000	0.0000	0.0000	0.2080
	0.0000	0.0000	0.0000	0.0000	0.0000	0.0000	0.0000	0.0199	0.1784	0.1810	0.0280
	0.0000	0.0000	0.0000	0.0194	0.0000	0.0174	0.0000	0.0986	0.0292	0.0000	0.0000
	0.0000	0.0000	0.0000	0.0000	0.0540	0.0719	0.0940	0.0000	0.0000	0.0000	0.0000
	0.0000	0.0000	0.2080								
2008	1	8	1	0	1	74	74	11	0.0000	0.0000	0.0000
	0.0000	0.0000	0.0000	0.0863	0.0514	0.1050	0.0870	0.0000	0.1542	0.0000	0.0000
	0.0000	0.0000	0.0000	0.0000	0.0000	0.0000	0.5162	0.0000	0.0000	0.0000	0.0000
	0.0000	0.0000	0.0000	0.0000	0.0000	0.0000	0.0000	0.0000	0.0000	0.0000	0.0000
	0.0000	0.0000	0.0000	0.0000	0.0000	0.0000	0.0863	0.0514	0.1050	0.0870	0.0000
	0.1542	0.0000	0.0000	0.0000	0.0000	0.0000	0.0000	0.0000	0.0000	0.5162	0.0000
	0.0000	0.0000	0.0000	0.0000	0.0000	0.0000	0.0000	0.0000	0.0000	0.0000	0.0000
	0.0000	0.0000	0.0000								
2008	1	8	1	0	1	76	76	7	0.0000	0.0000	0.0000
	0.0000	0.0000	0.0000	0.0000	0.0636	0.3291	0.0000	0.2102	0.0000	0.0000	0.0000
	0.2530	0.0000	0.0000	0.0000	0.0000	0.1441	0.0000	0.0000	0.0000	0.0000	0.0000
	0.0000	0.0000	0.0000	0.0000	0.0000	0.0000	0.0000	0.0000	0.0000	0.0000	0.0000
	0.0000	0.0000	0.0000	0.0000	0.0000	0.0000	0.0000	0.0636	0.3291	0.0000	0.2102
	0.0000	0.0000	0.0000	0.2530	0.0000	0.0000	0.0000	0.0000	0.1441	0.0000	0.0000
	0.0000	0.0000	0.0000	0.0000	0.0000	0.0000	0.0000	0.0000	0.0000	0.0000	0.0000
	0.0000	0.0000	0.0000								
2008	1	8	1	0	1	78	78	2	0.0000	0.0000	0.0000
	0.0000	0.0000	0.0000	0.0000	0.0000	0.2254	0.0000	0.0000	0.0000	0.0000	0.0000
	0.0000	0.0000	0.0000	0.0000	0.0000	0.0000	0.0000	0.0000	0.7746	0.0000	0.0000
	0.0000	0.0000	0.0000	0.0000	0.0000	0.0000	0.0000	0.0000	0.0000	0.0000	0.0000
	0.0000	0.0000	0.0000	0.0000	0.0000	0.0000	0.0000	0.0000	0.2254	0.0000	0.0000
	0.0000	0.0000	0.0000	0.0000	0.0000	0.0000	0.0000	0.0000	0.0000	0.0000	0.0000
	0.7746	0.0000	0.0000	0.0000	0.0000	0.0000	0.0000	0.0000	0.0000	0.0000	0.0000
	0.0000	0.0000	0.0000								
2008	1	8	1	0	1	82	82	2	0.0000	0.0000	0.0000
	0.0000	0.0000	0.0000	0.0000	0.0000	0.2904	0.0000	0.0000	0.0000	0.0000	0.0000
	0.2299	0.0000	0.0000	0.0000	0.0000	0.0000	0.0000	0.0000	0.0000	0.0000	0.0000
	0.0000	0.0000	0.0000	0.0000	0.0000	0.4797	0.0000	0.0000	0.0000	0.0000	0.0000
	0.0000	0.0000	0.0000	0.0000	0.0000	0.0000	0.0000	0.0000	0.2904	0.0000	0.0000
	0.0000	0.0000	0.0000	0.2299	0.0000	0.0000	0.0000	0.0000	0.0000	0.0000	0.0000
	0.0000	0.0000	0.0000	0.0000	0.0000	0.0000	0.0000	0.0000	0.4797	0.0000	0.0000
	0.0000	0.0000	0.0000								
2008	1	8	1	0	1	84	84	2	0.0000	0.0000	0.0000
	0.0000	0.0000	0.0000	0.0000	0.0000	0.0000	0.0000	0.0000	0.0000	0.0000	0.0000
	0.0000	1.0000	0.0000	0.0000	0.0000	0.0000	0.0000	0.0000	0.0000	0.0000	0.0000
	0.0000	0.0000	0.0000	0.0000	0.0000	0.0000	0.0000	0.0000	0.0000	0.0000	0.0000

	0.0000	0.0000	0.0000	0.0000	0.0000	0.0000	0.0000	0.0000	0.0000	0.0000	0.0000
	0.0000	0.0000	0.0000	0.0000	1.0000	0.0000	0.0000	0.0000	0.0000	0.0000	0.0000
	0.0000	0.0000	0.0000	0.0000	0.0000	0.0000	0.0000	0.0000	0.0000	0.0000	0.0000
	0.0000	0.0000	0.0000								
2008	1	8	1	0	1	86	86	1	0.0000	0.0000	0.0000
	0.0000	0.0000	0.0000	0.0000	0.0000	1.0000	0.0000	0.0000	0.0000	0.0000	0.0000
	0.0000	0.0000	0.0000	0.0000	0.0000	0.0000	0.0000	0.0000	0.0000	0.0000	0.0000
	0.0000	0.0000	0.0000	0.0000	0.0000	0.0000	0.0000	0.0000	0.0000	0.0000	0.0000
	0.0000	0.0000	0.0000	0.0000	0.0000	0.0000	0.0000	0.0000	1.0000	0.0000	0.0000
	0.0000	0.0000	0.0000	0.0000	0.0000	0.0000	0.0000	0.0000	0.0000	0.0000	0.0000
	0.0000	0.0000	0.0000	0.0000	0.0000	0.0000	0.0000	0.0000	0.0000	0.0000	0.0000
	0.0000	0.0000	0.0000								
2009	1	8	1	0	1	20	20	3	1.0000	0.0000	0.0000
	0.0000	0.0000	0.0000	0.0000	0.0000	0.0000	0.0000	0.0000	0.0000	0.0000	0.0000
	0.0000	0.0000	0.0000	0.0000	0.0000	0.0000	0.0000	0.0000	0.0000	0.0000	0.0000
	0.0000	0.0000	0.0000	0.0000	0.0000	0.0000	0.0000	0.0000	0.0000	0.0000	0.0000
	0.0000	1.0000	0.0000	0.0000	0.0000	0.0000	0.0000	0.0000	0.0000	0.0000	0.0000
	0.0000	0.0000	0.0000	0.0000	0.0000	0.0000	0.0000	0.0000	0.0000	0.0000	0.0000
	0.0000	0.0000	0.0000	0.0000	0.0000	0.0000	0.0000	0.0000	0.0000	0.0000	0.0000
	0.0000	0.0000	0.0000								
2009	1	8	1	0	1	22	22	3	1.0000	0.0000	0.0000
	0.0000	0.0000	0.0000	0.0000	0.0000	0.0000	0.0000	0.0000	0.0000	0.0000	0.0000
	0.0000	0.0000	0.0000	0.0000	0.0000	0.0000	0.0000	0.0000	0.0000	0.0000	0.0000
	0.0000	0.0000	0.0000	0.0000	0.0000	0.0000	0.0000	0.0000	0.0000	0.0000	0.0000
	0.0000	1.0000	0.0000	0.0000	0.0000	0.0000	0.0000	0.0000	0.0000	0.0000	0.0000
	0.0000	0.0000	0.0000	0.0000	0.0000	0.0000	0.0000	0.0000	0.0000	0.0000	0.0000
	0.0000	0.0000	0.0000	0.0000	0.0000	0.0000	0.0000	0.0000	0.0000	0.0000	0.0000
	0.0000	0.0000	0.0000								
2009	1	8	1	0	1	24	24	1	1.0000	0.0000	0.0000
	0.0000	0.0000	0.0000	0.0000	0.0000	0.0000	0.0000	0.0000	0.0000	0.0000	0.0000
	0.0000	0.0000	0.0000	0.0000	0.0000	0.0000	0.0000	0.0000	0.0000	0.0000	0.0000
	0.0000	0.0000	0.0000	0.0000	0.0000	0.0000	0.0000	0.0000	0.0000	0.0000	0.0000
	0.0000	1.0000	0.0000	0.0000	0.0000	0.0000	0.0000	0.0000	0.0000	0.0000	0.0000
	0.0000	0.0000	0.0000	0.0000	0.0000	0.0000	0.0000	0.0000	0.0000	0.0000	0.0000
	0.0000	0.0000	0.0000	0.0000	0.0000	0.0000	0.0000	0.0000	0.0000	0.0000	0.0000
	0.0000	0.0000	0.0000								
2009	1	8	1	0	1	26	26	2	1.0000	0.0000	0.0000
	0.0000	0.0000	0.0000	0.0000	0.0000	0.0000	0.0000	0.0000	0.0000	0.0000	0.0000
	0.0000	0.0000	0.0000	0.0000	0.0000	0.0000	0.0000	0.0000	0.0000	0.0000	0.0000
	0.0000	0.0000	0.0000	0.0000	0.0000	0.0000	0.0000	0.0000	0.0000	0.0000	0.0000
	0.0000	1.0000	0.0000	0.0000	0.0000	0.0000	0.0000	0.0000	0.0000	0.0000	0.0000
	0.0000	0.0000	0.0000	0.0000	0.0000	0.0000	0.0000	0.0000	0.0000	0.0000	0.0000
	0.0000	0.0000	0.0000	0.0000	0.0000	0.0000	0.0000	0.0000	0.0000	0.0000	0.0000
	0.0000	0.0000	0.0000								
2009	1	8	1	0	1	28	28	2	0.0000	1.0000	0.0000
	0.0000	0.0000	0.0000	0.0000	0.0000	0.0000	0.0000	0.0000	0.0000	0.0000	0.0000
	0.0000	0.0000	0.0000	0.0000	0.0000	0.0000	0.0000	0.0000	0.0000	0.0000	0.0000
	0.0000	0.0000	0.0000	0.0000	0.0000	0.0000	0.0000	0.0000	0.0000	0.0000	0.0000
	0.0000	1.0000	0.0000	0.0000	0.0000	0.0000	0.0000	0.0000	0.0000	0.0000	0.0000
	0.0000	0.0000	0.0000	0.0000	0.0000	0.0000	0.0000	0.0000	0.0000	0.0000	0.0000
	0.0000	0.0000	0.0000	0.0000	0.0000	0.0000	0.0000	0.0000	0.0000	0.0000	0.0000
	0.0000	0.0000	0.0000								
2009	1	8	1	0	1	30	30	4	0.0000	1.0000	0.0000
	0.0000	0.0000	0.0000	0.0000	0.0000	0.0000	0.0000	0.0000	0.0000	0.0000	0.0000
	0.0000	0.0000	0.0000	0.0000	0.0000	0.0000	0.0000	0.0000	0.0000	0.0000	0.0000
	0.0000	0.0000	0.0000	0.0000	0.0000	0.0000	0.0000	0.0000	0.0000	0.0000	0.0000
	0.0000	1.0000	0.0000	0.0000	0.0000	0.0000	0.0000	0.0000	0.0000	0.0000	0.0000
	0.0000	0.0000	0.0000	0.0000	0.0000	0.0000	0.0000	0.0000	0.0000	0.0000	0.0000
	0.0000	0.0000	0.0000	0.0000	0.0000	0.0000	0.0000	0.0000	0.0000	0.0000	0.0000
	0.0000	0.0000	0.0000								
2009	1	8	1	0	1	32	32	19	0.0000	1.0000	0.0000
	0.0000	0.0000	0.0000	0.0000	0.0000	0.0000	0.0000	0.0000	0.0000	0.0000	0.0000
	0.0000	0.0000	0.0000	0.0000	0.0000	0.0000	0.0000	0.0000	0.0000	0.0000	0.0000
	0.0000	0.0000	0.0000	0.0000	0.0000	0.0000	0.0000	0.0000	0.0000	0.0000	0.0000
	0.0000	1.0000	0.0000	0.0000	0.0000	0.0000	0.0000	0.0000	0.0000	0.0000	0.0000
	0.0000	0.0000	0.0000	0.0000	0.0000	0.0000	0.0000	0.0000	0.0000	0.0000	0.0000
	0.0000	0.0000	0.0000	0.0000	0.0000	0.0000	0.0000	0.0000	0.0000	0.0000	0.0000
	0.0000	0.0000	0.0000								
2009	1	8	1	0	1	34	34	27	0.0000	1.0000	0.0000
	0.0000	0.0000	0.0000	0.0000	0.0000	0.0000	0.0000	0.0000	0.0000	0.0000	0.0000

	0.0000	0.0000	0.0000	0.0000	0.0000	0.0000	0.0000	0.0000	0.0000	0.0000	0.0000
	0.0000	0.0000	0.0000	0.0000	0.0000	0.0000	0.0000	0.0000	0.0000	0.0000	0.0000
	0.0000	1.0000	0.0000	0.0000	0.0000	0.0000	0.0000	0.0000	0.0000	0.0000	0.0000
	0.0000	0.0000	0.0000	0.0000	0.0000	0.0000	0.0000	0.0000	0.0000	0.0000	0.0000
	0.0000	0.0000	0.0000	0.0000	0.0000	0.0000	0.0000	0.0000	0.0000	0.0000	0.0000
	0.0000	0.0000	0.0000								
2009	1	8	1	0	1	36	36	22	0.0000	1.0000	0.0000
	0.0000	0.0000	0.0000	0.0000	0.0000	0.0000	0.0000	0.0000	0.0000	0.0000	0.0000
	0.0000	0.0000	0.0000	0.0000	0.0000	0.0000	0.0000	0.0000	0.0000	0.0000	0.0000
	0.0000	0.0000	0.0000	0.0000	0.0000	0.0000	0.0000	0.0000	0.0000	0.0000	0.0000
	0.0000	1.0000	0.0000	0.0000	0.0000	0.0000	0.0000	0.0000	0.0000	0.0000	0.0000
	0.0000	0.0000	0.0000	0.0000	0.0000	0.0000	0.0000	0.0000	0.0000	0.0000	0.0000
	0.0000	0.0000	0.0000	0.0000	0.0000	0.0000	0.0000	0.0000	0.0000	0.0000	0.0000
	0.0000	0.0000	0.0000								
2009	1	8	1	0	1	38	38	34	0.0000	0.9852	0.0148
	0.0000	0.0000	0.0000	0.0000	0.0000	0.0000	0.0000	0.0000	0.0000	0.0000	0.0000
	0.0000	0.0000	0.0000	0.0000	0.0000	0.0000	0.0000	0.0000	0.0000	0.0000	0.0000
	0.0000	0.0000	0.0000	0.0000	0.0000	0.0000	0.0000	0.0000	0.0000	0.0000	0.0000
	0.0000	0.9852	0.0148	0.0000	0.0000	0.0000	0.0000	0.0000	0.0000	0.0000	0.0000
	0.0000	0.0000	0.0000	0.0000	0.0000	0.0000	0.0000	0.0000	0.0000	0.0000	0.0000
	0.0000	0.0000	0.0000	0.0000	0.0000	0.0000	0.0000	0.0000	0.0000	0.0000	0.0000
	0.0000	0.0000	0.0000								
2009	1	8	1	0	1	40	40	17	0.0000	0.9739	0.0261
	0.0000	0.0000	0.0000	0.0000	0.0000	0.0000	0.0000	0.0000	0.0000	0.0000	0.0000
	0.0000	0.0000	0.0000	0.0000	0.0000	0.0000	0.0000	0.0000	0.0000	0.0000	0.0000
	0.0000	0.0000	0.0000	0.0000	0.0000	0.0000	0.0000	0.0000	0.0000	0.0000	0.0000
	0.0000	0.9739	0.0261	0.0000	0.0000	0.0000	0.0000	0.0000	0.0000	0.0000	0.0000
	0.0000	0.0000	0.0000	0.0000	0.0000	0.0000	0.0000	0.0000	0.0000	0.0000	0.0000
	0.0000	0.0000	0.0000	0.0000	0.0000	0.0000	0.0000	0.0000	0.0000	0.0000	0.0000
	0.0000	0.0000	0.0000								
2009	1	8	1	0	1	42	42	7	0.0000	0.8104	0.1896
	0.0000	0.0000	0.0000	0.0000	0.0000	0.0000	0.0000	0.0000	0.0000	0.0000	0.0000
	0.0000	0.0000	0.0000	0.0000	0.0000	0.0000	0.0000	0.0000	0.0000	0.0000	0.0000
	0.0000	0.0000	0.0000	0.0000	0.0000	0.0000	0.0000	0.0000	0.0000	0.0000	0.0000
	0.0000	0.8104	0.1896	0.0000	0.0000	0.0000	0.0000	0.0000	0.0000	0.0000	0.0000
	0.0000	0.0000	0.0000	0.0000	0.0000	0.0000	0.0000	0.0000	0.0000	0.0000	0.0000
	0.0000	0.0000	0.0000	0.0000	0.0000	0.0000	0.0000	0.0000	0.0000	0.0000	0.0000
	0.0000	0.0000	0.0000								
2009	1	8	1	0	1	44	44	2	0.0000	0.0613	0.9387
	0.0000	0.0000	0.0000	0.0000	0.0000	0.0000	0.0000	0.0000	0.0000	0.0000	0.0000
	0.0000	0.0000	0.0000	0.0000	0.0000	0.0000	0.0000	0.0000	0.0000	0.0000	0.0000
	0.0000	0.0000	0.0000	0.0000	0.0000	0.0000	0.0000	0.0000	0.0000	0.0000	0.0000
	0.0000	0.0613	0.9387	0.0000	0.0000	0.0000	0.0000	0.0000	0.0000	0.0000	0.0000
	0.0000	0.0000	0.0000	0.0000	0.0000	0.0000	0.0000	0.0000	0.0000	0.0000	0.0000
	0.0000	0.0000	0.0000	0.0000	0.0000	0.0000	0.0000	0.0000	0.0000	0.0000	0.0000
	0.0000	0.0000	0.0000								
2009	1	8	1	0	1	48	48	4	0.0000	0.0000	0.1230
	0.0000	0.0000	0.0000	0.0000	0.0000	0.7940	0.0000	0.0000	0.0000	0.0000	0.0000
	0.0000	0.0000	0.0000	0.0000	0.0000	0.0000	0.0000	0.0000	0.0000	0.0000	0.0000
	0.0000	0.0000	0.0000	0.0000	0.0000	0.0000	0.0000	0.0000	0.0000	0.0000	0.0829
	0.0000	0.0000	0.1230	0.0000	0.0000	0.0000	0.0000	0.0000	0.7940	0.0000	0.0000
	0.0000	0.0000	0.0000	0.0000	0.0000	0.0000	0.0000	0.0000	0.0000	0.0000	0.0000
	0.0000	0.0000	0.0000	0.0000	0.0000	0.0000	0.0000	0.0000	0.0000	0.0000	0.0000
	0.0000	0.0000	0.0829								
2009	1	8	1	0	1	50	50	11	0.0000	0.0000	0.0000
	0.0857	0.0000	0.0619	0.2932	0.0189	0.2023	0.1069	0.0504	0.0820	0.0362	0.0000
	0.0000	0.0362	0.0000	0.0000	0.0000	0.0000	0.0000	0.0000	0.0000	0.0000	0.0000
	0.0000	0.0000	0.0000	0.0000	0.0000	0.0000	0.0000	0.0000	0.0000	0.0000	0.0260
	0.0000	0.0000	0.0000	0.0857	0.0000	0.0619	0.2932	0.0189	0.2023	0.1069	0.0504
	0.0820	0.0362	0.0000	0.0000	0.0362	0.0000	0.0000	0.0000	0.0000	0.0000	0.0000
	0.0000	0.0000	0.0000	0.0000	0.0000	0.0000	0.0000	0.0000	0.0000	0.0000	0.0000
	0.0000	0.0000	0.0260								
2009	1	8	1	0	1	52	52	24	0.0000	0.0000	0.0000
	0.0913	0.0000	0.1022	0.0000	0.0307	0.0000	0.1239	0.2994	0.1983	0.0662	0.0139
	0.0000	0.0000	0.0000	0.0000	0.0000	0.0000	0.0000	0.0000	0.0000	0.0000	0.0000
	0.0000	0.0387	0.0000	0.0000	0.0000	0.0000	0.0000	0.0000	0.0000	0.0000	0.0353
	0.0000	0.0000	0.0000	0.0913	0.0000	0.1022	0.0000	0.0307	0.0000	0.1239	0.2994
	0.1983	0.0662	0.0139	0.0000	0.0000	0.0000	0.0000	0.0000	0.0000	0.0000	0.0000
	0.0000	0.0000	0.0000	0.0000	0.0387	0.0000	0.0000	0.0000	0.0000	0.0000	0.0000
	0.0000	0.0000	0.0353								

2009	1	8	1	0	1	54	54	26	0.0000	0.0000	0.0000
	0.0330	0.0155	0.0576	0.0000	0.0744	0.0341	0.3204	0.1093	0.2901	0.0378	0.0067
	0.0000	0.0000	0.0000	0.0000	0.0000	0.0211	0.0000	0.0000	0.0000	0.0000	0.0000
	0.0000	0.0000	0.0000	0.0000	0.0000	0.0000	0.0000	0.0000	0.0000	0.0000	0.0000
	0.0000	0.0000	0.0000	0.0330	0.0155	0.0576	0.0000	0.0744	0.0341	0.3204	0.1093
	0.2901	0.0378	0.0067	0.0000	0.0000	0.0000	0.0000	0.0000	0.0211	0.0000	0.0000
	0.0000	0.0000	0.0000	0.0000	0.0000	0.0000	0.0000	0.0000	0.0000	0.0000	0.0000
	0.0000	0.0000	0.0000								
2009	1	8	1	0	1	56	56	36	0.0000	0.0000	0.0000
	0.0042	0.0124	0.0131	0.2086	0.1311	0.1098	0.1454	0.0361	0.1581	0.0229	0.0000
	0.0549	0.0000	0.0000	0.0000	0.0000	0.0000	0.0000	0.0378	0.0106	0.0000	0.0000
	0.0000	0.0000	0.0000	0.0000	0.0000	0.0000	0.0000	0.0000	0.0000	0.0000	0.0550
	0.0000	0.0000	0.0000	0.0042	0.0124	0.0131	0.2086	0.1311	0.1098	0.1454	0.0361
	0.1581	0.0229	0.0000	0.0549	0.0000	0.0000	0.0000	0.0000	0.0000	0.0000	0.0378
	0.0106	0.0000	0.0000	0.0000	0.0000	0.0000	0.0000	0.0000	0.0000	0.0000	0.0000
	0.0000	0.0000	0.0550								
2009	1	8	1	0	1	58	58	35	0.0000	0.0000	0.0000
	0.0100	0.0446	0.0209	0.0101	0.0000	0.0000	0.2645	0.1413	0.0203	0.0106	0.0000
	0.0207	0.0000	0.0000	0.0000	0.0110	0.0476	0.0236	0.0000	0.0000	0.0000	0.0000
	0.0000	0.0000	0.0000	0.0000	0.0756	0.0000	0.0000	0.0000	0.0230	0.0000	0.2762
	0.0000	0.0000	0.0000	0.0100	0.0446	0.0209	0.0101	0.0000	0.0000	0.2645	0.1413
	0.0203	0.0106	0.0000	0.0207	0.0000	0.0000	0.0000	0.0110	0.0476	0.0236	0.0000
	0.0000	0.0000	0.0000	0.0000	0.0000	0.0000	0.0000	0.0756	0.0000	0.0000	0.0000
	0.0230	0.0000	0.2762								
2009	1	8	1	0	1	60	60	39	0.0000	0.0000	0.0000
	0.0000	0.0211	0.0982	0.0229	0.0143	0.0877	0.0142	0.0928	0.0352	0.0622	0.0000
	0.0000	0.0418	0.0142	0.0900	0.0065	0.0000	0.0000	0.0496	0.0000	0.0276	0.0000
	0.0000	0.0000	0.0000	0.0441	0.0000	0.0108	0.0000	0.0577	0.0000	0.0000	0.2092
	0.0000	0.0000	0.0000	0.0000	0.0211	0.0982	0.0229	0.0143	0.0877	0.0142	0.0928
	0.0352	0.0622	0.0000	0.0000	0.0418	0.0142	0.0900	0.0065	0.0000	0.0000	0.0496
	0.0000	0.0276	0.0000	0.0000	0.0000	0.0000	0.0441	0.0000	0.0108	0.0000	0.0577
	0.0000	0.0000	0.2092								
2009	1	8	1	0	1	62	62	17	0.0000	0.0000	0.0000
	0.0000	0.0000	0.0000	0.0000	0.0528	0.0000	0.0384	0.0109	0.0000	0.0000	0.0000
	0.0419	0.1100	0.0261	0.0000	0.0000	0.0000	0.0000	0.0270	0.0000	0.0000	0.0000
	0.0628	0.1098	0.1226	0.0000	0.0230	0.0000	0.1826	0.0000	0.0000	0.0000	0.1921
	0.0000	0.0000	0.0000	0.0000	0.0000	0.0000	0.0000	0.0528	0.0000	0.0384	0.0109
	0.0000	0.0000	0.0000	0.0419	0.1100	0.0261	0.0000	0.0000	0.0000	0.0000	0.0270
	0.0000	0.0000	0.0000	0.0628	0.1098	0.1226	0.0000	0.0230	0.0000	0.1826	0.0000
	0.0000	0.0000	0.1921								
2009	1	8	1	0	1	64	64	27	0.0000	0.0000	0.0000
	0.0000	0.0000	0.0795	0.0154	0.0095	0.1849	0.0282	0.0000	0.0453	0.0000	0.1160
	0.0000	0.0000	0.0000	0.0000	0.0399	0.0000	0.0000	0.2052	0.0000	0.0217	0.0000
	0.0166	0.0000	0.0441	0.0000	0.0000	0.0157	0.0560	0.0000	0.0000	0.0000	0.1220
	0.0000	0.0000	0.0000	0.0000	0.0000	0.0795	0.0154	0.0095	0.1849	0.0282	0.0000
	0.0453	0.0000	0.1160	0.0000	0.0000	0.0000	0.0000	0.0399	0.0000	0.0000	0.2052
	0.0000	0.0217	0.0000	0.0166	0.0000	0.0441	0.0000	0.0000	0.0157	0.0560	0.0000
	0.0000	0.0000	0.1220								
2009	1	8	1	0	1	66	66	25	0.0000	0.0000	0.0000
	0.0000	0.0000	0.0236	0.0465	0.0929	0.0173	0.3300	0.0193	0.1001	0.0000	0.0000
	0.0000	0.0000	0.0000	0.0000	0.0000	0.0000	0.0000	0.0000	0.0000	0.0000	0.0710
	0.0000	0.0999	0.0000	0.0226	0.0000	0.0208	0.0000	0.0000	0.0000	0.0000	0.1561
	0.0000	0.0000	0.0000	0.0000	0.0000	0.0236	0.0465	0.0929	0.0173	0.3300	0.0193
	0.1001	0.0000	0.0000	0.0000	0.0000	0.0000	0.0000	0.0000	0.0000	0.0000	0.0000
	0.0000	0.0000	0.0710	0.0000	0.0999	0.0000	0.0226	0.0000	0.0208	0.0000	0.0000
	0.0000	0.0000	0.1561								
2009	1	8	1	0	1	68	68	17	0.0000	0.0000	0.0000
	0.0000	0.0000	0.0000	0.0000	0.1262	0.1497	0.1097	0.1060	0.0000	0.0000	0.0000
	0.0000	0.0000	0.0496	0.0959	0.0000	0.0000	0.0000	0.0000	0.0000	0.0000	0.0000
	0.0000	0.0000	0.0000	0.0000	0.0000	0.0000	0.0000	0.0000	0.0000	0.0000	0.3630
	0.0000	0.0000	0.0000	0.0000	0.0000	0.0000	0.0000	0.1262	0.1497	0.1097	0.1060
	0.0000	0.0000	0.0000	0.0000	0.0000	0.0496	0.0959	0.0000	0.0000	0.0000	0.0000
	0.0000	0.0000	0.0000	0.0000	0.0000	0.0000	0.0000	0.0000	0.0000	0.0000	0.0000
	0.0000	0.0000	0.3630								
2009	1	8	1	0	1	70	70	11	0.0000	0.0000	0.0000
	0.0000	0.0000	0.0000	0.0000	0.0000	0.0699	0.0202	0.0000	0.0158	0.0000	0.0225
	0.0000	0.0000	0.0000	0.0000	0.0495	0.0000	0.0000	0.0000	0.0000	0.0000	0.0000
	0.0000	0.0000	0.0000	0.0000	0.0000	0.0000	0.0000	0.0000	0.0000	0.0000	0.8221
	0.0000	0.0000	0.0000	0.0000	0.0000	0.0000	0.0000	0.0000	0.0699	0.0202	0.0000
	0.0158	0.0000	0.0225	0.0000	0.0000	0.0000	0.0000	0.0495	0.0000	0.0000	0.0000

	0.0000	0.0000	0.0000	0.0000	0.0000	0.0000	0.0000	0.0000	0.0000	0.0000	0.0000
	0.0000	0.0000	0.8221								
2009	1	8	1	0	1	72	72	6	0.0000	0.0000	0.0000
	0.0000	0.0000	0.0000	0.0000	0.0000	0.0000	0.3347	0.0897	0.0000	0.0000	0.0000
	0.0000	0.0000	0.4399	0.0000	0.0000	0.0000	0.0000	0.0000	0.0000	0.0000	0.0000
	0.0000	0.0000	0.0000	0.0000	0.0000	0.0000	0.0000	0.0000	0.0000	0.0000	0.1357
	0.0000	0.0000	0.0000	0.0000	0.0000	0.0000	0.0000	0.0000	0.0000	0.3347	0.0897
	0.0000	0.0000	0.0000	0.0000	0.0000	0.4399	0.0000	0.0000	0.0000	0.0000	0.0000
	0.0000	0.0000	0.0000	0.0000	0.0000	0.0000	0.0000	0.0000	0.0000	0.0000	0.0000
	0.0000	0.0000	0.1357								
2009	1	8	1	0	1	74	74	8	0.0000	0.0000	0.0000
	0.0000	0.0000	0.0000	0.0877	0.2043	0.0000	0.1941	0.4288	0.0000	0.0000	0.0000
	0.0000	0.0000	0.0000	0.0000	0.0000	0.0000	0.0000	0.0000	0.0000	0.0000	0.0000
	0.0000	0.0000	0.0000	0.0000	0.0000	0.0850	0.0000	0.0000	0.0000	0.0000	0.0000
	0.0000	0.0000	0.0000	0.0000	0.0000	0.0000	0.0877	0.2043	0.0000	0.1941	0.4288
	0.0000	0.0000	0.0000	0.0000	0.0000	0.0000	0.0000	0.0000	0.0000	0.0000	0.0000
	0.0000	0.0000	0.0000	0.0000	0.0000	0.0000	0.0000	0.0000	0.0850	0.0000	0.0000
	0.0000	0.0000	0.0000								
2009	1	8	1	0	1	76	76	6	0.0000	0.0000	0.0000
	0.0000	0.0000	0.0000	0.0000	0.0000	0.0000	0.0521	0.0000	0.0000	0.0000	0.0000
	0.0675	0.0985	0.0000	0.0000	0.0390	0.0000	0.0000	0.0000	0.0000	0.0000	0.0000
	0.0000	0.0000	0.0000	0.0000	0.0000	0.0000	0.0000	0.0801	0.0000	0.0000	0.6627
	0.0000	0.0000	0.0000	0.0000	0.0000	0.0000	0.0000	0.0000	0.0000	0.0521	0.0000
	0.0000	0.0000	0.0000	0.0675	0.0985	0.0000	0.0000	0.0390	0.0000	0.0000	0.0000
	0.0000	0.0000	0.0000	0.0000	0.0000	0.0000	0.0000	0.0000	0.0000	0.0000	0.0801
	0.0000	0.0000	0.6627								
2009	1	8	1	0	1	78	78	5	0.0000	0.0000	0.0000
	0.0000	0.0000	0.0000	0.2458	0.0000	0.3801	0.1987	0.0000	0.0000	0.0000	0.0000
	0.0000	0.0000	0.0000	0.0000	0.0000	0.0000	0.0000	0.0000	0.0000	0.0000	0.0000
	0.1755	0.0000	0.0000	0.0000	0.0000	0.0000	0.0000	0.0000	0.0000	0.0000	0.0000
	0.0000	0.0000	0.0000	0.0000	0.0000	0.0000	0.2458	0.0000	0.3801	0.1987	0.0000
	0.0000	0.0000	0.0000	0.0000	0.0000	0.0000	0.0000	0.0000	0.0000	0.0000	0.0000
	0.0000	0.0000	0.0000	0.1755	0.0000	0.0000	0.0000	0.0000	0.0000	0.0000	0.0000
	0.0000	0.0000	0.0000								
2009	1	8	1	0	1	80	80	2	0.0000	0.0000	0.0000
	0.0000	0.0000	0.0000	0.0000	0.0000	0.0000	0.0000	0.0000	0.0000	0.0000	0.0000
	0.0000	0.0000	0.7737	0.0000	0.0000	0.0000	0.0000	0.0000	0.0000	0.0000	0.0000
	0.0000	0.0000	0.2263	0.0000	0.0000	0.0000	0.0000	0.0000	0.0000	0.0000	0.0000
	0.0000	0.0000	0.0000	0.0000	0.0000	0.0000	0.0000	0.0000	0.0000	0.0000	0.0000
	0.0000	0.0000	0.0000	0.0000	0.0000	0.7737	0.0000	0.0000	0.0000	0.0000	0.0000
	0.0000	0.0000	0.0000	0.0000	0.0000	0.2263	0.0000	0.0000	0.0000	0.0000	0.0000
	0.0000	0.0000	0.0000								
2009	1	8	1	0	1	84	84	1	0.0000	0.0000	0.0000
	0.0000	0.0000	0.0000	0.0000	0.0000	0.0000	0.0000	0.0000	0.0000	0.0000	0.0000
	0.0000	0.0000	0.0000	0.0000	0.0000	0.0000	0.0000	0.0000	0.0000	0.0000	0.0000
	0.0000	0.0000	0.0000	0.0000	0.0000	0.0000	0.0000	0.0000	0.0000	0.0000	1.0000
	0.0000	0.0000	0.0000	0.0000	0.0000	0.0000	0.0000	0.0000	0.0000	0.0000	0.0000
	0.0000	0.0000	0.0000	0.0000	0.0000	0.0000	0.0000	0.0000	0.0000	0.0000	0.0000
	0.0000	0.0000	0.0000	0.0000	0.0000	0.0000	0.0000	0.0000	0.0000	0.0000	0.0000
	0.0000	0.0000	1.0000								
2010	1	8	1	0	1	20	20	2	1.0000	0.0000	0.0000
	0.0000	0.0000	0.0000	0.0000	0.0000	0.0000	0.0000	0.0000	0.0000	0.0000	0.0000
	0.0000	0.0000	0.0000	0.0000	0.0000	0.0000	0.0000	0.0000	0.0000	0.0000	0.0000
	0.0000	0.0000	0.0000	0.0000	0.0000	0.0000	0.0000	0.0000	0.0000	0.0000	0.0000
	0.0000	1.0000	0.0000	0.0000	0.0000	0.0000	0.0000	0.0000	0.0000	0.0000	0.0000
	0.0000	0.0000	0.0000	0.0000	0.0000	0.0000	0.0000	0.0000	0.0000	0.0000	0.0000
	0.0000	0.0000	0.0000	0.0000	0.0000	0.0000	0.0000	0.0000	0.0000	0.0000	0.0000
	0.0000	0.0000	0.0000								
2010	1	8	1	0	1	22	22	2	1.0000	0.0000	0.0000
	0.0000	0.0000	0.0000	0.0000	0.0000	0.0000	0.0000	0.0000	0.0000	0.0000	0.0000
	0.0000	0.0000	0.0000	0.0000	0.0000	0.0000	0.0000	0.0000	0.0000	0.0000	0.0000
	0.0000	0.0000	0.0000	0.0000	0.0000	0.0000	0.0000	0.0000	0.0000	0.0000	0.0000
	0.0000	1.0000	0.0000	0.0000	0.0000	0.0000	0.0000	0.0000	0.0000	0.0000	0.0000
	0.0000	0.0000	0.0000	0.0000	0.0000	0.0000	0.0000	0.0000	0.0000	0.0000	0.0000
	0.0000	0.0000	0.0000	0.0000	0.0000	0.0000	0.0000	0.0000	0.0000	0.0000	0.0000
	0.0000	0.0000	0.0000								
2010	1	8	1	0	1	24	24	4	1.0000	0.0000	0.0000
	0.0000	0.0000	0.0000	0.0000	0.0000	0.0000	0.0000	0.0000	0.0000	0.0000	0.0000
	0.0000	0.0000	0.0000	0.0000	0.0000	0.0000	0.0000	0.0000	0.0000	0.0000	0.0000
	0.0000	0.0000	0.0000	0.0000	0.0000	0.0000	0.0000	0.0000	0.0000	0.0000	0.0000

	0.0000	1.0000	0.0000	0.0000	0.0000	0.0000	0.0000	0.0000	0.0000	0.0000	0.0000
	0.0000	0.0000	0.0000	0.0000	0.0000	0.0000	0.0000	0.0000	0.0000	0.0000	0.0000
	0.0000	0.0000	0.0000	0.0000	0.0000	0.0000	0.0000	0.0000	0.0000	0.0000	0.0000
	0.0000	0.0000	0.0000								
2010	1	8	1	0	1	26	26	1	1.0000	0.0000	0.0000
	0.0000	0.0000	0.0000	0.0000	0.0000	0.0000	0.0000	0.0000	0.0000	0.0000	0.0000
	0.0000	0.0000	0.0000	0.0000	0.0000	0.0000	0.0000	0.0000	0.0000	0.0000	0.0000
	0.0000	0.0000	0.0000	0.0000	0.0000	0.0000	0.0000	0.0000	0.0000	0.0000	0.0000
	0.0000	1.0000	0.0000	0.0000	0.0000	0.0000	0.0000	0.0000	0.0000	0.0000	0.0000
	0.0000	0.0000	0.0000	0.0000	0.0000	0.0000	0.0000	0.0000	0.0000	0.0000	0.0000
	0.0000	0.0000	0.0000	0.0000	0.0000	0.0000	0.0000	0.0000	0.0000	0.0000	0.0000
	0.0000	0.0000	0.0000								
2010	1	8	1	0	1	28	28	1	1.0000	0.0000	0.0000
	0.0000	0.0000	0.0000	0.0000	0.0000	0.0000	0.0000	0.0000	0.0000	0.0000	0.0000
	0.0000	0.0000	0.0000	0.0000	0.0000	0.0000	0.0000	0.0000	0.0000	0.0000	0.0000
	0.0000	0.0000	0.0000	0.0000	0.0000	0.0000	0.0000	0.0000	0.0000	0.0000	0.0000
	0.0000	1.0000	0.0000	0.0000	0.0000	0.0000	0.0000	0.0000	0.0000	0.0000	0.0000
	0.0000	0.0000	0.0000	0.0000	0.0000	0.0000	0.0000	0.0000	0.0000	0.0000	0.0000
	0.0000	0.0000	0.0000	0.0000	0.0000	0.0000	0.0000	0.0000	0.0000	0.0000	0.0000
	0.0000	0.0000	0.0000								
2010	1	8	1	0	1	34	34	3	0.0000	1.0000	0.0000
	0.0000	0.0000	0.0000	0.0000	0.0000	0.0000	0.0000	0.0000	0.0000	0.0000	0.0000
	0.0000	0.0000	0.0000	0.0000	0.0000	0.0000	0.0000	0.0000	0.0000	0.0000	0.0000
	0.0000	0.0000	0.0000	0.0000	0.0000	0.0000	0.0000	0.0000	0.0000	0.0000	0.0000
	0.0000	1.0000	0.0000	0.0000	0.0000	0.0000	0.0000	0.0000	0.0000	0.0000	0.0000
	0.0000	0.0000	0.0000	0.0000	0.0000	0.0000	0.0000	0.0000	0.0000	0.0000	0.0000
	0.0000	0.0000	0.0000	0.0000	0.0000	0.0000	0.0000	0.0000	0.0000	0.0000	0.0000
	0.0000	0.0000	0.0000								
2010	1	8	1	0	1	36	36	5	0.0000	0.1349	0.8651
	0.0000	0.0000	0.0000	0.0000	0.0000	0.0000	0.0000	0.0000	0.0000	0.0000	0.0000
	0.0000	0.0000	0.0000	0.0000	0.0000	0.0000	0.0000	0.0000	0.0000	0.0000	0.0000
	0.0000	0.0000	0.0000	0.0000	0.0000	0.0000	0.0000	0.0000	0.0000	0.0000	0.0000
	0.0000	0.1349	0.8651	0.0000	0.0000	0.0000	0.0000	0.0000	0.0000	0.0000	0.0000
	0.0000	0.0000	0.0000	0.0000	0.0000	0.0000	0.0000	0.0000	0.0000	0.0000	0.0000
	0.0000	0.0000	0.0000	0.0000	0.0000	0.0000	0.0000	0.0000	0.0000	0.0000	0.0000
	0.0000	0.0000	0.0000								
2010	1	8	1	0	1	38	38	12	0.0000	0.2609	0.7391
	0.0000	0.0000	0.0000	0.0000	0.0000	0.0000	0.0000	0.0000	0.0000	0.0000	0.0000
	0.0000	0.0000	0.0000	0.0000	0.0000	0.0000	0.0000	0.0000	0.0000	0.0000	0.0000
	0.0000	0.0000	0.0000	0.0000	0.0000	0.0000	0.0000	0.0000	0.0000	0.0000	0.0000
	0.0000	0.2609	0.7391	0.0000	0.0000	0.0000	0.0000	0.0000	0.0000	0.0000	0.0000
	0.0000	0.0000	0.0000	0.0000	0.0000	0.0000	0.0000	0.0000	0.0000	0.0000	0.0000
	0.0000	0.0000	0.0000	0.0000	0.0000	0.0000	0.0000	0.0000	0.0000	0.0000	0.0000
	0.0000	0.0000	0.0000								
2010	1	8	1	0	1	40	40	26	0.0000	0.0321	0.9679
	0.0000	0.0000	0.0000	0.0000	0.0000	0.0000	0.0000	0.0000	0.0000	0.0000	0.0000
	0.0000	0.0000	0.0000	0.0000	0.0000	0.0000	0.0000	0.0000	0.0000	0.0000	0.0000
	0.0000	0.0000	0.0000	0.0000	0.0000	0.0000	0.0000	0.0000	0.0000	0.0000	0.0000
	0.0000	0.0321	0.9679	0.0000	0.0000	0.0000	0.0000	0.0000	0.0000	0.0000	0.0000
	0.0000	0.0000	0.0000	0.0000	0.0000	0.0000	0.0000	0.0000	0.0000	0.0000	0.0000
	0.0000	0.0000	0.0000	0.0000	0.0000	0.0000	0.0000	0.0000	0.0000	0.0000	0.0000
	0.0000	0.0000	0.0000								
2010	1	8	1	0	1	42	42	42	0.0000	0.0000	0.9880
	0.0120	0.0000	0.0000	0.0000	0.0000	0.0000	0.0000	0.0000	0.0000	0.0000	0.0000
	0.0000	0.0000	0.0000	0.0000	0.0000	0.0000	0.0000	0.0000	0.0000	0.0000	0.0000
	0.0000	0.0000	0.0000	0.0000	0.0000	0.0000	0.0000	0.0000	0.0000	0.0000	0.0000
	0.0000	0.0000	0.9880	0.0120	0.0000	0.0000	0.0000	0.0000	0.0000	0.0000	0.0000
	0.0000	0.0000	0.0000	0.0000	0.0000	0.0000	0.0000	0.0000	0.0000	0.0000	0.0000
	0.0000	0.0000	0.0000	0.0000	0.0000	0.0000	0.0000	0.0000	0.0000	0.0000	0.0000
	0.0000	0.0000	0.0000								
2010	1	8	1	0	1	44	44	47	0.0000	0.0000	0.9443
	0.0557	0.0000	0.0000	0.0000	0.0000	0.0000	0.0000	0.0000	0.0000	0.0000	0.0000
	0.0000	0.0000	0.0000	0.0000	0.0000	0.0000	0.0000	0.0000	0.0000	0.0000	0.0000
	0.0000	0.0000	0.0000	0.0000	0.0000	0.0000	0.0000	0.0000	0.0000	0.0000	0.0000
	0.0000	0.0000	0.9443	0.0557	0.0000	0.0000	0.0000	0.0000	0.0000	0.0000	0.0000
	0.0000	0.0000	0.0000	0.0000	0.0000	0.0000	0.0000	0.0000	0.0000	0.0000	0.0000
	0.0000	0.0000	0.0000	0.0000	0.0000	0.0000	0.0000	0.0000	0.0000	0.0000	0.0000
	0.0000	0.0000	0.0000								
2010	1	8	1	0	1	46	46	42	0.0000	0.0000	0.9550
	0.0450	0.0000	0.0000	0.0000	0.0000	0.0000	0.0000	0.0000	0.0000	0.0000	0.0000

	0.0000	0.0000	0.0000	0.0000	0.0000	0.0000	0.0000	0.0000	0.0000	0.0000	0.0000
	0.0000	0.0000	0.0000	0.0000	0.0000	0.0000	0.0000	0.0000	0.0000	0.0000	0.0000
	0.0000	0.0000	0.9550	0.0450	0.0000	0.0000	0.0000	0.0000	0.0000	0.0000	0.0000
	0.0000	0.0000	0.0000	0.0000	0.0000	0.0000	0.0000	0.0000	0.0000	0.0000	0.0000
	0.0000	0.0000	0.0000	0.0000	0.0000	0.0000	0.0000	0.0000	0.0000	0.0000	0.0000
	0.0000	0.0000	0.0000								
2010	1	8	1	0	1	48	48	27	0.0000	0.0000	0.8477
	0.0437	0.0000	0.0000	0.0071	0.0000	0.0203	0.0000	0.0449	0.0000	0.0000	0.0364
	0.0000	0.0000	0.0000	0.0000	0.0000	0.0000	0.0000	0.0000	0.0000	0.0000	0.0000
	0.0000	0.0000	0.0000	0.0000	0.0000	0.0000	0.0000	0.0000	0.0000	0.0000	0.0000
	0.0000	0.0000	0.8477	0.0437	0.0000	0.0000	0.0071	0.0000	0.0203	0.0000	0.0449
	0.0000	0.0000	0.0364	0.0000	0.0000	0.0000	0.0000	0.0000	0.0000	0.0000	0.0000
	0.0000	0.0000	0.0000	0.0000	0.0000	0.0000	0.0000	0.0000	0.0000	0.0000	0.0000
	0.0000	0.0000	0.0000								
2010	1	8	1	0	1	50	50	9	0.0000	0.0000	0.6376
	0.0166	0.0000	0.0000	0.0000	0.0000	0.0000	0.1188	0.2270	0.0000	0.0000	0.0000
	0.0000	0.0000	0.0000	0.0000	0.0000	0.0000	0.0000	0.0000	0.0000	0.0000	0.0000
	0.0000	0.0000	0.0000	0.0000	0.0000	0.0000	0.0000	0.0000	0.0000	0.0000	0.0000
	0.0000	0.0000	0.6376	0.0166	0.0000	0.0000	0.0000	0.0000	0.0000	0.1188	0.2270
	0.0000	0.0000	0.0000	0.0000	0.0000	0.0000	0.0000	0.0000	0.0000	0.0000	0.0000
	0.0000	0.0000	0.0000	0.0000	0.0000	0.0000	0.0000	0.0000	0.0000	0.0000	0.0000
	0.0000	0.0000	0.0000								
2010	1	8	1	0	1	52	52	12	0.0000	0.0000	0.0110
	0.0152	0.0000	0.0120	0.0000	0.0000	0.0097	0.2875	0.6202	0.0145	0.0299	0.0000
	0.0000	0.0000	0.0000	0.0000	0.0000	0.0000	0.0000	0.0000	0.0000	0.0000	0.0000
	0.0000	0.0000	0.0000	0.0000	0.0000	0.0000	0.0000	0.0000	0.0000	0.0000	0.0000
	0.0000	0.0000	0.0110	0.0152	0.0000	0.0120	0.0000	0.0000	0.0097	0.2875	0.6202
	0.0145	0.0299	0.0000	0.0000	0.0000	0.0000	0.0000	0.0000	0.0000	0.0000	0.0000
	0.0000	0.0000	0.0000	0.0000	0.0000	0.0000	0.0000	0.0000	0.0000	0.0000	0.0000
	0.0000	0.0000	0.0000								
2010	1	8	1	0	1	54	54	14	0.0000	0.0000	0.0000
	0.0103	0.0000	0.0000	0.0000	0.2279	0.0220	0.0000	0.1852	0.4072	0.0594	0.0000
	0.0000	0.0000	0.0000	0.0000	0.0000	0.0000	0.0000	0.0000	0.0000	0.0000	0.0000
	0.0000	0.0000	0.0000	0.0588	0.0000	0.0000	0.0000	0.0000	0.0000	0.0000	0.0291
	0.0000	0.0000	0.0000	0.0103	0.0000	0.0000	0.0000	0.2279	0.0220	0.0000	0.1852
	0.4072	0.0594	0.0000	0.0000	0.0000	0.0000	0.0000	0.0000	0.0000	0.0000	0.0000
	0.0000	0.0000	0.0000	0.0000	0.0000	0.0000	0.0588	0.0000	0.0000	0.0000	0.0000
	0.0000	0.0000	0.0291								
2010	1	8	1	0	1	56	56	32	0.0000	0.0000	0.0000
	0.0076	0.0143	0.0078	0.0240	0.0775	0.1520	0.2002	0.2099	0.1011	0.0100	0.0220
	0.0374	0.0000	0.0000	0.0207	0.0000	0.0000	0.0000	0.0000	0.0000	0.0000	0.0134
	0.0000	0.0360	0.0000	0.0000	0.0000	0.0000	0.0000	0.0086	0.0000	0.0000	0.0575
	0.0000	0.0000	0.0000	0.0076	0.0143	0.0078	0.0240	0.0775	0.1520	0.2002	0.2099
	0.1011	0.0100	0.0220	0.0374	0.0000	0.0000	0.0207	0.0000	0.0000	0.0000	0.0000
	0.0000	0.0000	0.0134	0.0000	0.0360	0.0000	0.0000	0.0000	0.0000	0.0000	0.0086
	0.0000	0.0000	0.0575								
2010	1	8	1	0	1	58	58	36	0.0000	0.0000	0.0000
	0.0000	0.0404	0.0176	0.0139	0.0629	0.1267	0.0688	0.0195	0.0000	0.0359	0.0000
	0.0000	0.0097	0.0413	0.0280	0.0703	0.0000	0.0000	0.0000	0.0000	0.0000	0.2272
	0.0000	0.0000	0.0391	0.1088	0.0000	0.0000	0.0000	0.0000	0.0000	0.0000	0.0897
	0.0000	0.0000	0.0000	0.0000	0.0404	0.0176	0.0139	0.0629	0.1267	0.0688	0.0195
	0.0000	0.0359	0.0000	0.0000	0.0097	0.0413	0.0280	0.0703	0.0000	0.0000	0.0000
	0.0000	0.0000	0.2272	0.0000	0.0000	0.0391	0.1088	0.0000	0.0000	0.0000	0.0000
	0.0000	0.0000	0.0897								
2010	1	8	1	0	1	60	60	32	0.0000	0.0000	0.0000
	0.0000	0.0218	0.0114	0.0534	0.0106	0.0685	0.0000	0.0773	0.0730	0.0000	0.0903
	0.0000	0.0000	0.0451	0.0000	0.0000	0.0000	0.0000	0.0000	0.0460	0.0614	0.0000
	0.0000	0.0000	0.1986	0.0000	0.0000	0.0000	0.0000	0.0000	0.0000	0.0188	0.2238
	0.0000	0.0000	0.0000	0.0000	0.0218	0.0114	0.0534	0.0106	0.0685	0.0000	0.0773
	0.0730	0.0000	0.0903	0.0000	0.0000	0.0451	0.0000	0.0000	0.0000	0.0000	0.0000
	0.0460	0.0614	0.0000	0.0000	0.0000	0.1986	0.0000	0.0000	0.0000	0.0000	0.0000
	0.0000	0.0188	0.2238								
2010	1	8	1	0	1	62	62	19	0.0000	0.0000	0.0000
	0.0000	0.0000	0.0000	0.0091	0.0210	0.0095	0.0000	0.0114	0.0229	0.0214	0.0291
	0.0000	0.0000	0.0191	0.0000	0.0000	0.0000	0.0000	0.0720	0.0000	0.0000	0.0000
	0.0000	0.0000	0.0000	0.0567	0.0000	0.0000	0.0070	0.0000	0.0000	0.0180	0.7026
	0.0000	0.0000	0.0000	0.0000	0.0000	0.0000	0.0091	0.0210	0.0095	0.0000	0.0114
	0.0229	0.0214	0.0291	0.0000	0.0000	0.0191	0.0000	0.0000	0.0000	0.0000	0.0720
	0.0000	0.0000	0.0000	0.0000	0.0000	0.0000	0.0567	0.0000	0.0000	0.0070	0.0000
	0.0000	0.0180	0.7026								

2010	1	8	1	0	1	64	64	17	0.0000	0.0000	0.0000
	0.0000	0.0000	0.0000	0.0189	0.0000	0.0136	0.0000	0.1246	0.0530	0.0000	0.0000
	0.0271	0.0000	0.0000	0.0000	0.0636	0.0000	0.0000	0.1076	0.0000	0.0000	0.0000
	0.0000	0.0273	0.3052	0.0000	0.0000	0.0000	0.0000	0.0000	0.0000	0.0293	0.2300
	0.0000	0.0000	0.0000	0.0000	0.0000	0.0000	0.0189	0.0000	0.0136	0.0000	0.1246
	0.0530	0.0000	0.0000	0.0271	0.0000	0.0000	0.0000	0.0636	0.0000	0.0000	0.1076
	0.0000	0.0000	0.0000	0.0000	0.0273	0.3052	0.0000	0.0000	0.0000	0.0000	0.0000
	0.0000	0.0293	0.2300								
2010	1	8	1	0	1	66	66	27	0.0000	0.0000	0.0000
	0.0000	0.0000	0.0089	0.0561	0.0308	0.0337	0.0126	0.0438	0.0909	0.0252	0.0000
	0.0000	0.0000	0.0000	0.0000	0.0000	0.0000	0.0190	0.0246	0.0000	0.2216	0.0000
	0.0000	0.0000	0.0000	0.1737	0.0000	0.0000	0.0000	0.0000	0.0215	0.0149	0.2226
	0.0000	0.0000	0.0000	0.0000	0.0000	0.0089	0.0561	0.0308	0.0337	0.0126	0.0438
	0.0909	0.0252	0.0000	0.0000	0.0000	0.0000	0.0000	0.0000	0.0000	0.0190	0.0246
	0.0000	0.2216	0.0000	0.0000	0.0000	0.0000	0.1737	0.0000	0.0000	0.0000	0.0000
	0.0215	0.0149	0.2226								
2010	1	8	1	0	1	68	68	15	0.0000	0.0000	0.0000
	0.0000	0.0000	0.0000	0.0879	0.0000	0.0000	0.0913	0.0236	0.0409	0.0000	0.0000
	0.0000	0.0000	0.0000	0.0000	0.0000	0.0000	0.0677	0.0356	0.0000	0.2208	0.1464
	0.0000	0.0000	0.0000	0.0677	0.0000	0.0000	0.0423	0.0000	0.0286	0.0000	0.1471
	0.0000	0.0000	0.0000	0.0000	0.0000	0.0000	0.0879	0.0000	0.0000	0.0913	0.0236
	0.0409	0.0000	0.0000	0.0000	0.0000	0.0000	0.0000	0.0000	0.0000	0.0677	0.0356
	0.0000	0.2208	0.1464	0.0000	0.0000	0.0000	0.0677	0.0000	0.0000	0.0423	0.0000
	0.0286	0.0000	0.1471								
2010	1	8	1	0	1	70	70	8	0.0000	0.0000	0.0000
	0.0000	0.0000	0.0000	0.2464	0.0964	0.0000	0.0000	0.0936	0.0000	0.0439	0.0000
	0.0000	0.0000	0.0000	0.0000	0.0000	0.0000	0.0000	0.0000	0.0000	0.0000	0.2564
	0.0000	0.0000	0.0000	0.0000	0.0000	0.0000	0.0794	0.0000	0.0000	0.0000	0.1840
	0.0000	0.0000	0.0000	0.0000	0.0000	0.0000	0.2464	0.0964	0.0000	0.0000	0.0936
	0.0000	0.0439	0.0000	0.0000	0.0000	0.0000	0.0000	0.0000	0.0000	0.0000	0.0000
	0.0000	0.0000	0.2564	0.0000	0.0000	0.0000	0.0000	0.0000	0.0000	0.0794	0.0000
	0.0000	0.0000	0.1840								
2010	1	8	1	0	1	72	72	12	0.0000	0.0000	0.0000
	0.0000	0.0000	0.0000	0.0755	0.0000	0.0373	0.0000	0.0821	0.0000	0.0192	0.0416
	0.0987	0.0000	0.0000	0.0000	0.0000	0.0754	0.0000	0.0000	0.0000	0.0000	0.2153
	0.0000	0.0000	0.0000	0.0000	0.0000	0.0000	0.0000	0.0000	0.0000	0.0000	0.3550
	0.0000	0.0000	0.0000	0.0000	0.0000	0.0000	0.0755	0.0000	0.0373	0.0000	0.0821
	0.0000	0.0192	0.0416	0.0987	0.0000	0.0000	0.0000	0.0000	0.0754	0.0000	0.0000
	0.0000	0.0000	0.2153	0.0000	0.0000	0.0000	0.0000	0.0000	0.0000	0.0000	0.0000
	0.0000	0.0000	0.3550								
2010	1	8	1	0	1	74	74	6	0.0000	0.0000	0.0000
	0.0000	0.0000	0.0000	0.0000	0.0000	0.0576	0.1406	0.1180	0.0000	0.0000	0.0000
	0.0000	0.0000	0.0000	0.0000	0.0000	0.0000	0.0000	0.0000	0.0000	0.0000	0.0000
	0.0000	0.0000	0.0000	0.3419	0.0000	0.0000	0.0000	0.0000	0.0000	0.0000	0.3419
	0.0000	0.0000	0.0000	0.0000	0.0000	0.0000	0.0000	0.0000	0.0576	0.1406	0.1180
	0.0000	0.0000	0.0000	0.0000	0.0000	0.0000	0.0000	0.0000	0.0000	0.0000	0.0000
	0.0000	0.0000	0.0000	0.0000	0.0000	0.0000	0.3419	0.0000	0.0000	0.0000	0.0000
	0.0000	0.0000	0.3419								
2010	1	8	1	0	1	76	76	5	0.0000	0.0000	0.0000
	0.0000	0.0000	0.0000	0.2783	0.0000	0.0000	0.3244	0.2866	0.0000	0.0000	0.0000
	0.0000	0.1107	0.0000	0.0000	0.0000	0.0000	0.0000	0.0000	0.0000	0.0000	0.0000
	0.0000	0.0000	0.0000	0.0000	0.0000	0.0000	0.0000	0.0000	0.0000	0.0000	0.0000
	0.0000	0.0000	0.0000	0.0000	0.0000	0.0000	0.2783	0.0000	0.0000	0.3244	0.2866
	0.0000	0.0000	0.0000	0.0000	0.1107	0.0000	0.0000	0.0000	0.0000	0.0000	0.0000
	0.0000	0.0000	0.0000	0.0000	0.0000	0.0000	0.0000	0.0000	0.0000	0.0000	0.0000
	0.0000	0.0000	0.0000								
2010	1	8	1	0	1	78	78	3	0.0000	0.0000	0.0000
	0.0000	0.0000	0.0000	0.0000	0.0000	0.0000	0.3656	0.6344	0.0000	0.0000	0.0000
	0.0000	0.0000	0.0000	0.0000	0.0000	0.0000	0.0000	0.0000	0.0000	0.0000	0.0000
	0.0000	0.0000	0.0000	0.0000	0.0000	0.0000	0.0000	0.0000	0.0000	0.0000	0.0000
	0.0000	0.0000	0.0000	0.0000	0.0000	0.0000	0.0000	0.0000	0.0000	0.3656	0.6344
	0.0000	0.0000	0.0000	0.0000	0.0000	0.0000	0.0000	0.0000	0.0000	0.0000	0.0000
	0.0000	0.0000	0.0000	0.0000	0.0000	0.0000	0.0000	0.0000	0.0000	0.0000	0.0000
	0.0000	0.0000	0.0000								
2010	1	8	1	0	1	80	80	1	0.0000	0.0000	0.0000
	0.0000	0.0000	0.0000	0.0000	0.0000	0.0000	0.0000	1.0000	0.0000	0.0000	0.0000
	0.0000	0.0000	0.0000	0.0000	0.0000	0.0000	0.0000	0.0000	0.0000	0.0000	0.0000
	0.0000	0.0000	0.0000	0.0000	0.0000	0.0000	0.0000	0.0000	0.0000	0.0000	0.0000
	0.0000	0.0000	0.0000	0.0000	0.0000	0.0000	0.0000	0.0000	0.0000	0.0000	1.0000
	0.0000	0.0000	0.0000	0.0000	0.0000	0.0000	0.0000	0.0000	0.0000	0.0000	0.0000

```
        0.0000  0.0000  0.0000  0.0000  0.0000  0.0000  0.0000  0.0000  0.0000  0.0000  0.0000
        0.0000  0.0000  0.0000
2010    1       8       1       0       1       82      82      4       0.0000  0.0000  0.0000
        0.0000  0.0000  0.0000  0.0000  0.0000  0.0000  0.0000  0.1512  0.0000  0.0000  0.0000
        0.0000  0.0000  0.0000  0.0000  0.3302  0.0000  0.0000  0.0000  0.0000  0.0000  0.0000
        0.1847  0.0000  0.0000  0.0000  0.0000  0.0000  0.0000  0.0000  0.0000  0.0000  0.3338
        0.0000  0.0000  0.0000  0.0000  0.0000  0.0000  0.0000  0.0000  0.0000  0.0000  0.1512
        0.0000  0.0000  0.0000  0.0000  0.0000  0.0000  0.0000  0.3302  0.0000  0.0000  0.0000
        0.0000  0.0000  0.0000  0.1847  0.0000  0.0000  0.0000  0.0000  0.0000  0.0000  0.0000
        0.0000  0.0000  0.3338
2010    1       8       1       0       1       84      84      1       0.0000  0.0000  0.0000
        0.0000  0.0000  0.0000  0.0000  0.0000  0.0000  0.0000  0.0000  0.0000  1.0000  0.0000
        0.0000  0.0000  0.0000  0.0000  0.0000  0.0000  0.0000  0.0000  0.0000  0.0000  0.0000
        0.0000  0.0000  0.0000  0.0000  0.0000  0.0000  0.0000  0.0000  0.0000  0.0000  0.0000
        0.0000  0.0000  0.0000  0.0000  0.0000  0.0000  0.0000  0.0000  0.0000  0.0000  0.0000
        0.0000  1.0000  0.0000  0.0000  0.0000  0.0000  0.0000  0.0000  0.0000  0.0000  0.0000
        0.0000  0.0000  0.0000  0.0000  0.0000  0.0000  0.0000  0.0000  0.0000  0.0000  0.0000
        0.0000  0.0000  0.0000
# NWCBO Males updated for 2011 (N=197)
2003    1       8       2       0       1       20      20      2       1.0000  0.0000  0.0000
        0.0000  0.0000  0.0000  0.0000  0.0000  0.0000  0.0000  0.0000  0.0000  0.0000  0.0000
        0.0000  0.0000  0.0000  0.0000  0.0000  0.0000  0.0000  0.0000  0.0000  0.0000  0.0000
        0.0000  0.0000  0.0000  0.0000  0.0000  0.0000  0.0000  0.0000  0.0000  0.0000  0.0000
        1.0000  0.0000  0.0000  0.0000  0.0000  0.0000  0.0000  0.0000  0.0000  0.0000  0.0000
        0.0000  0.0000  0.0000  0.0000  0.0000  0.0000  0.0000  0.0000  0.0000  0.0000  0.0000
        0.0000  0.0000  0.0000  0.0000  0.0000  0.0000  0.0000  0.0000  0.0000  0.0000  0.0000
        0.0000  0.0000  0.0000
2003    1       8       2       0       1       22      22      3       1.0000  0.0000  0.0000
        0.0000  0.0000  0.0000  0.0000  0.0000  0.0000  0.0000  0.0000  0.0000  0.0000  0.0000
        0.0000  0.0000  0.0000  0.0000  0.0000  0.0000  0.0000  0.0000  0.0000  0.0000  0.0000
        0.0000  0.0000  0.0000  0.0000  0.0000  0.0000  0.0000  0.0000  0.0000  0.0000  0.0000
        1.0000  0.0000  0.0000  0.0000  0.0000  0.0000  0.0000  0.0000  0.0000  0.0000  0.0000
        0.0000  0.0000  0.0000  0.0000  0.0000  0.0000  0.0000  0.0000  0.0000  0.0000  0.0000
        0.0000  0.0000  0.0000  0.0000  0.0000  0.0000  0.0000  0.0000  0.0000  0.0000  0.0000
        0.0000  0.0000  0.0000
2003    1       8       2       0       1       24      24      6       1.0000  0.0000  0.0000
        0.0000  0.0000  0.0000  0.0000  0.0000  0.0000  0.0000  0.0000  0.0000  0.0000  0.0000
        0.0000  0.0000  0.0000  0.0000  0.0000  0.0000  0.0000  0.0000  0.0000  0.0000  0.0000
        0.0000  0.0000  0.0000  0.0000  0.0000  0.0000  0.0000  0.0000  0.0000  0.0000  0.0000
        1.0000  0.0000  0.0000  0.0000  0.0000  0.0000  0.0000  0.0000  0.0000  0.0000  0.0000
        0.0000  0.0000  0.0000  0.0000  0.0000  0.0000  0.0000  0.0000  0.0000  0.0000  0.0000
        0.0000  0.0000  0.0000  0.0000  0.0000  0.0000  0.0000  0.0000  0.0000  0.0000  0.0000
        0.0000  0.0000  0.0000
2003    1       8       2       0       1       26      26      3       1.0000  0.0000  0.0000
        0.0000  0.0000  0.0000  0.0000  0.0000  0.0000  0.0000  0.0000  0.0000  0.0000  0.0000
        0.0000  0.0000  0.0000  0.0000  0.0000  0.0000  0.0000  0.0000  0.0000  0.0000  0.0000
        0.0000  0.0000  0.0000  0.0000  0.0000  0.0000  0.0000  0.0000  0.0000  0.0000  0.0000
        1.0000  0.0000  0.0000  0.0000  0.0000  0.0000  0.0000  0.0000  0.0000  0.0000  0.0000
        0.0000  0.0000  0.0000  0.0000  0.0000  0.0000  0.0000  0.0000  0.0000  0.0000  0.0000
        0.0000  0.0000  0.0000  0.0000  0.0000  0.0000  0.0000  0.0000  0.0000  0.0000  0.0000
        0.0000  0.0000  0.0000
2003    1       8       2       0       1       30      30      1       0.0000  1.0000  0.0000
        0.0000  0.0000  0.0000  0.0000  0.0000  0.0000  0.0000  0.0000  0.0000  0.0000  0.0000
        0.0000  0.0000  0.0000  0.0000  0.0000  0.0000  0.0000  0.0000  0.0000  0.0000  0.0000
        0.0000  0.0000  0.0000  0.0000  0.0000  0.0000  0.0000  0.0000  0.0000  0.0000  0.0000
        0.0000  1.0000  0.0000  0.0000  0.0000  0.0000  0.0000  0.0000  0.0000  0.0000  0.0000
        0.0000  0.0000  0.0000  0.0000  0.0000  0.0000  0.0000  0.0000  0.0000  0.0000  0.0000
        0.0000  0.0000  0.0000  0.0000  0.0000  0.0000  0.0000  0.0000  0.0000  0.0000  0.0000
        0.0000  0.0000  0.0000
2003    1       8       2       0       1       32      32      6       0.0000  1.0000  0.0000
        0.0000  0.0000  0.0000  0.0000  0.0000  0.0000  0.0000  0.0000  0.0000  0.0000  0.0000
        0.0000  0.0000  0.0000  0.0000  0.0000  0.0000  0.0000  0.0000  0.0000  0.0000  0.0000
        0.0000  0.0000  0.0000  0.0000  0.0000  0.0000  0.0000  0.0000  0.0000  0.0000  0.0000
        0.0000  1.0000  0.0000  0.0000  0.0000  0.0000  0.0000  0.0000  0.0000  0.0000  0.0000
        0.0000  0.0000  0.0000  0.0000  0.0000  0.0000  0.0000  0.0000  0.0000  0.0000  0.0000
        0.0000  0.0000  0.0000  0.0000  0.0000  0.0000  0.0000  0.0000  0.0000  0.0000  0.0000
        0.0000  0.0000  0.0000
2003    1       8       2       0       1       34      34      7       0.0000  1.0000  0.0000
        0.0000  0.0000  0.0000  0.0000  0.0000  0.0000  0.0000  0.0000  0.0000  0.0000  0.0000
        0.0000  0.0000  0.0000  0.0000  0.0000  0.0000  0.0000  0.0000  0.0000  0.0000  0.0000
```

	0.0000	0.0000	0.0000	0.0000	0.0000	0.0000	0.0000	0.0000	0.0000	0.0000	0.0000
	0.0000	1.0000	0.0000	0.0000	0.0000	0.0000	0.0000	0.0000	0.0000	0.0000	0.0000
	0.0000	0.0000	0.0000	0.0000	0.0000	0.0000	0.0000	0.0000	0.0000	0.0000	0.0000
	0.0000	0.0000	0.0000	0.0000	0.0000	0.0000	0.0000	0.0000	0.0000	0.0000	0.0000
	0.0000	0.0000	0.0000								
2003	1	8	2	0	1	36	36	12	0.0000	0.6488	0.3022
	0.0491	0.0000	0.0000	0.0000	0.0000	0.0000	0.0000	0.0000	0.0000	0.0000	0.0000
	0.0000	0.0000	0.0000	0.0000	0.0000	0.0000	0.0000	0.0000	0.0000	0.0000	0.0000
	0.0000	0.0000	0.0000	0.0000	0.0000	0.0000	0.0000	0.0000	0.0000	0.0000	0.0000
	0.0000	0.6488	0.3022	0.0491	0.0000	0.0000	0.0000	0.0000	0.0000	0.0000	0.0000
	0.0000	0.0000	0.0000	0.0000	0.0000	0.0000	0.0000	0.0000	0.0000	0.0000	0.0000
	0.0000	0.0000	0.0000	0.0000	0.0000	0.0000	0.0000	0.0000	0.0000	0.0000	0.0000
	0.0000	0.0000	0.0000								
2003	1	8	2	0	1	38	38	17	0.0000	0.8394	0.1026
	0.0580	0.0000	0.0000	0.0000	0.0000	0.0000	0.0000	0.0000	0.0000	0.0000	0.0000
	0.0000	0.0000	0.0000	0.0000	0.0000	0.0000	0.0000	0.0000	0.0000	0.0000	0.0000
	0.0000	0.0000	0.0000	0.0000	0.0000	0.0000	0.0000	0.0000	0.0000	0.0000	0.0000
	0.0000	0.8394	0.1026	0.0580	0.0000	0.0000	0.0000	0.0000	0.0000	0.0000	0.0000
	0.0000	0.0000	0.0000	0.0000	0.0000	0.0000	0.0000	0.0000	0.0000	0.0000	0.0000
	0.0000	0.0000	0.0000	0.0000	0.0000	0.0000	0.0000	0.0000	0.0000	0.0000	0.0000
	0.0000	0.0000	0.0000								
2003	1	8	2	0	1	40	40	22	0.0000	0.2949	0.1414
	0.0311	0.5142	0.0184	0.0000	0.0000	0.0000	0.0000	0.0000	0.0000	0.0000	0.0000
	0.0000	0.0000	0.0000	0.0000	0.0000	0.0000	0.0000	0.0000	0.0000	0.0000	0.0000
	0.0000	0.0000	0.0000	0.0000	0.0000	0.0000	0.0000	0.0000	0.0000	0.0000	0.0000
	0.0000	0.2949	0.1414	0.0311	0.5142	0.0184	0.0000	0.0000	0.0000	0.0000	0.0000
	0.0000	0.0000	0.0000	0.0000	0.0000	0.0000	0.0000	0.0000	0.0000	0.0000	0.0000
	0.0000	0.0000	0.0000	0.0000	0.0000	0.0000	0.0000	0.0000	0.0000	0.0000	0.0000
	0.0000	0.0000	0.0000								
2003	1	8	2	0	1	42	42	20	0.0000	0.0949	0.2906
	0.2633	0.3511	0.0000	0.0000	0.0000	0.0000	0.0000	0.0000	0.0000	0.0000	0.0000
	0.0000	0.0000	0.0000	0.0000	0.0000	0.0000	0.0000	0.0000	0.0000	0.0000	0.0000
	0.0000	0.0000	0.0000	0.0000	0.0000	0.0000	0.0000	0.0000	0.0000	0.0000	0.0000
	0.0000	0.0949	0.2906	0.2633	0.3511	0.0000	0.0000	0.0000	0.0000	0.0000	0.0000
	0.0000	0.0000	0.0000	0.0000	0.0000	0.0000	0.0000	0.0000	0.0000	0.0000	0.0000
	0.0000	0.0000	0.0000	0.0000	0.0000	0.0000	0.0000	0.0000	0.0000	0.0000	0.0000
	0.0000	0.0000	0.0000								
2003	1	8	2	0	1	44	44	31	0.0000	0.0000	0.2964
	0.2074	0.3804	0.0143	0.1015	0.0000	0.0000	0.0000	0.0000	0.0000	0.0000	0.0000
	0.0000	0.0000	0.0000	0.0000	0.0000	0.0000	0.0000	0.0000	0.0000	0.0000	0.0000
	0.0000	0.0000	0.0000	0.0000	0.0000	0.0000	0.0000	0.0000	0.0000	0.0000	0.0000
	0.0000	0.0000	0.2964	0.2074	0.3804	0.0143	0.1015	0.0000	0.0000	0.0000	0.0000
	0.0000	0.0000	0.0000	0.0000	0.0000	0.0000	0.0000	0.0000	0.0000	0.0000	0.0000
	0.0000	0.0000	0.0000	0.0000	0.0000	0.0000	0.0000	0.0000	0.0000	0.0000	0.0000
	0.0000	0.0000	0.0000								
2003	1	8	2	0	1	46	46	40	0.0000	0.0000	0.0628
	0.2823	0.2723	0.0558	0.3233	0.0035	0.0000	0.0000	0.0000	0.0000	0.0000	0.0000
	0.0000	0.0000	0.0000	0.0000	0.0000	0.0000	0.0000	0.0000	0.0000	0.0000	0.0000
	0.0000	0.0000	0.0000	0.0000	0.0000	0.0000	0.0000	0.0000	0.0000	0.0000	0.0000
	0.0000	0.0000	0.0628	0.2823	0.2723	0.0558	0.3233	0.0035	0.0000	0.0000	0.0000
	0.0000	0.0000	0.0000	0.0000	0.0000	0.0000	0.0000	0.0000	0.0000	0.0000	0.0000
	0.0000	0.0000	0.0000	0.0000	0.0000	0.0000	0.0000	0.0000	0.0000	0.0000	0.0000
	0.0000	0.0000	0.0000								
2003	1	8	2	0	1	48	48	60	0.0000	0.0000	0.0039
	0.3496	0.5422	0.0632	0.0382	0.0000	0.0000	0.0000	0.0000	0.0000	0.0000	0.0000
	0.0000	0.0000	0.0000	0.0000	0.0000	0.0000	0.0000	0.0000	0.0000	0.0000	0.0000
	0.0000	0.0000	0.0000	0.0000	0.0029	0.0000	0.0000	0.0000	0.0000	0.0000	0.0000
	0.0000	0.0000	0.0039	0.3496	0.5422	0.0632	0.0382	0.0000	0.0000	0.0000	0.0000
	0.0000	0.0000	0.0000	0.0000	0.0000	0.0000	0.0000	0.0000	0.0000	0.0000	0.0000
	0.0000	0.0000	0.0000	0.0000	0.0000	0.0000	0.0000	0.0029	0.0000	0.0000	0.0000
	0.0000	0.0000	0.0000								
2003	1	8	2	0	1	50	50	86	0.0000	0.0000	0.0130
	0.4447	0.3781	0.0366	0.0680	0.0066	0.0000	0.0058	0.0000	0.0000	0.0000	0.0023
	0.0000	0.0016	0.0000	0.0000	0.0013	0.0000	0.0000	0.0027	0.0000	0.0000	0.0000
	0.0000	0.0000	0.0000	0.0000	0.0000	0.0000	0.0000	0.0000	0.0000	0.0000	0.0394
	0.0000	0.0000	0.0130	0.4447	0.3781	0.0366	0.0680	0.0066	0.0000	0.0058	0.0000
	0.0000	0.0000	0.0023	0.0000	0.0016	0.0000	0.0000	0.0013	0.0000	0.0000	0.0027
	0.0000	0.0000	0.0000	0.0000	0.0000	0.0000	0.0000	0.0000	0.0000	0.0000	0.0000
	0.0000	0.0000	0.0394								

2003	1	8	2	0	1	52	52	71	0.0000	0.0000	0.0012
	0.2028	0.2889	0.1724	0.0351	0.1771	0.0072	0.0000	0.0000	0.0031	0.0042	0.0000
	0.0014	0.0013	0.0000	0.0000	0.0024	0.0000	0.0000	0.0000	0.0329	0.0000	0.0000
	0.0085	0.0000	0.0084	0.0038	0.0000	0.0000	0.0000	0.0016	0.0079	0.0011	0.0386
	0.0000	0.0000	0.0012	0.2028	0.2889	0.1724	0.0351	0.1771	0.0072	0.0000	0.0000
	0.0031	0.0042	0.0000	0.0014	0.0013	0.0000	0.0000	0.0024	0.0000	0.0000	0.0000
	0.0329	0.0000	0.0000	0.0085	0.0000	0.0084	0.0038	0.0000	0.0000	0.0000	0.0016
	0.0079	0.0011	0.0386								
2003	1	8	2	0	1	54	54	58	0.0000	0.0000	0.0000
	0.3578	0.1687	0.2083	0.0204	0.0027	0.0089	0.0138	0.0000	0.0069	0.0140	0.0000
	0.0065	0.0000	0.0000	0.0156	0.0000	0.0077	0.0419	0.0321	0.0000	0.0000	0.0000
	0.0000	0.0038	0.0135	0.0037	0.0170	0.0000	0.0000	0.0000	0.0278	0.0000	0.0289
	0.0000	0.0000	0.0000	0.3578	0.1687	0.2083	0.0204	0.0027	0.0089	0.0138	0.0000
	0.0069	0.0140	0.0000	0.0065	0.0000	0.0000	0.0156	0.0000	0.0077	0.0419	0.0321
	0.0000	0.0000	0.0000	0.0000	0.0038	0.0135	0.0037	0.0170	0.0000	0.0000	0.0000
	0.0278	0.0000	0.0289								
2003	1	8	2	0	1	56	56	43	0.0000	0.0000	0.0000
	0.0111	0.0729	0.0047	0.0432	0.0127	0.0236	0.1335	0.0000	0.0200	0.0398	0.0064
	0.0260	0.0000	0.0000	0.0000	0.0200	0.0000	0.0000	0.0150	0.0255	0.0145	0.0057
	0.0000	0.0486	0.0889	0.1228	0.0286	0.0000	0.0258	0.0000	0.0646	0.0098	0.1364
	0.0000	0.0000	0.0000	0.0111	0.0729	0.0047	0.0432	0.0127	0.0236	0.1335	0.0000
	0.0200	0.0398	0.0064	0.0260	0.0000	0.0000	0.0000	0.0200	0.0000	0.0000	0.0150
	0.0255	0.0145	0.0057	0.0000	0.0486	0.0889	0.1228	0.0286	0.0000	0.0258	0.0000
	0.0646	0.0098	0.1364								
2003	1	8	2	0	1	58	58	32	0.0000	0.0000	0.0000
	0.0235	0.0057	0.0033	0.0098	0.0119	0.0137	0.0119	0.0057	0.0000	0.0000	0.0032
	0.0254	0.0039	0.3242	0.0000	0.0171	0.0000	0.0000	0.0047	0.0000	0.0000	0.0000
	0.0045	0.3025	0.0000	0.0000	0.0000	0.0000	0.0289	0.0000	0.0000	0.0604	0.1397
	0.0000	0.0000	0.0000	0.0235	0.0057	0.0033	0.0098	0.0119	0.0137	0.0119	0.0057
	0.0000	0.0000	0.0032	0.0254	0.0039	0.3242	0.0000	0.0171	0.0000	0.0000	0.0047
	0.0000	0.0000	0.0000	0.0045	0.3025	0.0000	0.0000	0.0000	0.0000	0.0289	0.0000
	0.0000	0.0604	0.1397								
2003	1	8	2	0	1	60	60	16	0.0000	0.0000	0.0000
	0.0000	0.0130	0.0000	0.0054	0.0130	0.0541	0.0202	0.0072	0.0000	0.0145	0.0000
	0.0190	0.0000	0.0168	0.0000	0.0000	0.0000	0.0000	0.0000	0.0000	0.0154	0.0000
	0.0100	0.0000	0.0000	0.0000	0.0101	0.0000	0.0000	0.0301	0.0063	0.0000	0.7647
	0.0000	0.0000	0.0000	0.0000	0.0130	0.0000	0.0054	0.0130	0.0541	0.0202	0.0072
	0.0000	0.0145	0.0000	0.0190	0.0000	0.0168	0.0000	0.0000	0.0000	0.0000	0.0000
	0.0000	0.0154	0.0000	0.0100	0.0000	0.0000	0.0000	0.0101	0.0000	0.0000	0.0301
	0.0063	0.0000	0.7647								
2003	1	8	2	0	1	62	62	11	0.0000	0.0000	0.0000
	0.0000	0.0000	0.0000	0.0000	0.0055	0.0492	0.0383	0.0000	0.0000	0.0000	0.1349
	0.0000	0.0000	0.0000	0.0000	0.0000	0.0000	0.0619	0.0000	0.0000	0.0000	0.0000
	0.0000	0.0000	0.0000	0.0000	0.0000	0.0000	0.0000	0.0000	0.0685	0.0000	0.6416
	0.0000	0.0000	0.0000	0.0000	0.0000	0.0000	0.0000	0.0055	0.0492	0.0383	0.0000
	0.0000	0.0000	0.1349	0.0000	0.0000	0.0000	0.0000	0.0000	0.0000	0.0619	0.0000
	0.0000	0.0000	0.0000	0.0000	0.0000	0.0000	0.0000	0.0000	0.0000	0.0000	0.0000
	0.0685	0.0000	0.6416								
2003	1	8	2	0	1	64	64	6	0.0000	0.0000	0.0000
	0.0000	0.0000	0.0000	0.0000	0.0000	0.8120	0.0000	0.0000	0.0000	0.0000	0.0000
	0.0000	0.0000	0.0000	0.0000	0.0569	0.0000	0.0000	0.0251	0.0000	0.0000	0.0000
	0.0000	0.0000	0.0000	0.0000	0.0741	0.0000	0.0000	0.0000	0.0000	0.0000	0.0320
	0.0000	0.0000	0.0000	0.0000	0.0000	0.0000	0.0000	0.0000	0.8120	0.0000	0.0000
	0.0000	0.0000	0.0000	0.0000	0.0000	0.0000	0.0000	0.0569	0.0000	0.0000	0.0251
	0.0000	0.0000	0.0000	0.0000	0.0000	0.0000	0.0000	0.0741	0.0000	0.0000	0.0000
	0.0000	0.0000	0.0320								
2003	1	8	2	0	1	66	66	7	0.0000	0.0000	0.0000
	0.0000	0.0000	0.0000	0.0000	0.0216	0.0000	0.1801	0.0000	0.0000	0.0000	0.0000
	0.0992	0.0000	0.0000	0.0000	0.0000	0.0000	0.0000	0.0000	0.0000	0.0000	0.0000
	0.2325	0.0000	0.0000	0.0000	0.0000	0.0000	0.0000	0.0000	0.0000	0.4234	0.0432
	0.0000	0.0000	0.0000	0.0000	0.0000	0.0000	0.0000	0.0216	0.0000	0.1801	0.0000
	0.0000	0.0000	0.0000	0.0992	0.0000	0.0000	0.0000	0.0000	0.0000	0.0000	0.0000
	0.0000	0.0000	0.0000	0.2325	0.0000	0.0000	0.0000	0.0000	0.0000	0.0000	0.0000
	0.0000	0.4234	0.0432								
2003	1	8	2	0	1	68	68	3	0.0000	0.0000	0.0000
	0.0000	0.0000	0.0000	0.0000	0.0000	0.0000	0.0000	0.0000	0.0000	0.0702	0.0000
	0.0000	0.0000	0.0000	0.0000	0.0000	0.0000	0.0000	0.0000	0.0000	0.2325	0.6973
	0.0000	0.0000	0.0000	0.0000	0.0000	0.0000	0.0000	0.0000	0.0000	0.0000	0.0000
	0.0000	0.0000	0.0000	0.0000	0.0000	0.0000	0.0000	0.0000	0.0000	0.0000	0.0000
	0.0000	0.0702	0.0000	0.0000	0.0000	0.0000	0.0000	0.0000	0.0000	0.0000	0.0000

	0.0000	0.2325	0.6973	0.0000	0.0000	0.0000	0.0000	0.0000	0.0000	0.0000	0.0000
	0.0000	0.0000	0.0000								
2003	1	8	2	0	1	72	72	3	0.0000	0.0000	0.0000
	0.0000	0.0000	0.0000	0.0000	0.0000	0.0000	0.0000	0.1846	0.0000	0.0000	0.0000
	0.0000	0.0000	0.0000	0.0000	0.0000	0.0000	0.0000	0.0000	0.0000	0.0000	0.0000
	0.0000	0.0000	0.0000	0.0000	0.0000	0.0000	0.0000	0.0000	0.0000	0.0000	0.8154
	0.0000	0.0000	0.0000	0.0000	0.0000	0.0000	0.0000	0.0000	0.0000	0.0000	0.1846
	0.0000	0.0000	0.0000	0.0000	0.0000	0.0000	0.0000	0.0000	0.0000	0.0000	0.0000
	0.0000	0.0000	0.0000	0.0000	0.0000	0.0000	0.0000	0.0000	0.0000	0.0000	0.0000
	0.0000	0.0000	0.8154								
2003	1	8	2	0	1	76	76	1	0.0000	0.0000	0.0000
	0.0000	0.0000	0.0000	0.0000	0.0000	0.0000	0.0000	0.0000	0.0000	0.0000	0.0000
	0.0000	0.0000	0.0000	1.0000	0.0000	0.0000	0.0000	0.0000	0.0000	0.0000	0.0000
	0.0000	0.0000	0.0000	0.0000	0.0000	0.0000	0.0000	0.0000	0.0000	0.0000	0.0000
	0.0000	0.0000	0.0000	0.0000	0.0000	0.0000	0.0000	0.0000	0.0000	0.0000	0.0000
	0.0000	0.0000	0.0000	0.0000	0.0000	0.0000	1.0000	0.0000	0.0000	0.0000	0.0000
	0.0000	0.0000	0.0000	0.0000	0.0000	0.0000	0.0000	0.0000	0.0000	0.0000	0.0000
	0.0000	0.0000	0.0000								
2004	1	8	2	0	1	20	20	4	1.0000	0.0000	0.0000
	0.0000	0.0000	0.0000	0.0000	0.0000	0.0000	0.0000	0.0000	0.0000	0.0000	0.0000
	0.0000	0.0000	0.0000	0.0000	0.0000	0.0000	0.0000	0.0000	0.0000	0.0000	0.0000
	0.0000	0.0000	0.0000	0.0000	0.0000	0.0000	0.0000	0.0000	0.0000	0.0000	0.0000
	1.0000	0.0000	0.0000	0.0000	0.0000	0.0000	0.0000	0.0000	0.0000	0.0000	0.0000
	0.0000	0.0000	0.0000	0.0000	0.0000	0.0000	0.0000	0.0000	0.0000	0.0000	0.0000
	0.0000	0.0000	0.0000	0.0000	0.0000	0.0000	0.0000	0.0000	0.0000	0.0000	0.0000
	0.0000	0.0000	0.0000								
2004	1	8	2	0	1	22	22	9	1.0000	0.0000	0.0000
	0.0000	0.0000	0.0000	0.0000	0.0000	0.0000	0.0000	0.0000	0.0000	0.0000	0.0000
	0.0000	0.0000	0.0000	0.0000	0.0000	0.0000	0.0000	0.0000	0.0000	0.0000	0.0000
	0.0000	0.0000	0.0000	0.0000	0.0000	0.0000	0.0000	0.0000	0.0000	0.0000	0.0000
	1.0000	0.0000	0.0000	0.0000	0.0000	0.0000	0.0000	0.0000	0.0000	0.0000	0.0000
	0.0000	0.0000	0.0000	0.0000	0.0000	0.0000	0.0000	0.0000	0.0000	0.0000	0.0000
	0.0000	0.0000	0.0000	0.0000	0.0000	0.0000	0.0000	0.0000	0.0000	0.0000	0.0000
	0.0000	0.0000	0.0000								
2004	1	8	2	0	1	24	24	9	1.0000	0.0000	0.0000
	0.0000	0.0000	0.0000	0.0000	0.0000	0.0000	0.0000	0.0000	0.0000	0.0000	0.0000
	0.0000	0.0000	0.0000	0.0000	0.0000	0.0000	0.0000	0.0000	0.0000	0.0000	0.0000
	0.0000	0.0000	0.0000	0.0000	0.0000	0.0000	0.0000	0.0000	0.0000	0.0000	0.0000
	1.0000	0.0000	0.0000	0.0000	0.0000	0.0000	0.0000	0.0000	0.0000	0.0000	0.0000
	0.0000	0.0000	0.0000	0.0000	0.0000	0.0000	0.0000	0.0000	0.0000	0.0000	0.0000
	0.0000	0.0000	0.0000	0.0000	0.0000	0.0000	0.0000	0.0000	0.0000	0.0000	0.0000
	0.0000	0.0000	0.0000								
2004	1	8	2	0	1	26	26	16	1.0000	0.0000	0.0000
	0.0000	0.0000	0.0000	0.0000	0.0000	0.0000	0.0000	0.0000	0.0000	0.0000	0.0000
	0.0000	0.0000	0.0000	0.0000	0.0000	0.0000	0.0000	0.0000	0.0000	0.0000	0.0000
	0.0000	0.0000	0.0000	0.0000	0.0000	0.0000	0.0000	0.0000	0.0000	0.0000	0.0000
	1.0000	0.0000	0.0000	0.0000	0.0000	0.0000	0.0000	0.0000	0.0000	0.0000	0.0000
	0.0000	0.0000	0.0000	0.0000	0.0000	0.0000	0.0000	0.0000	0.0000	0.0000	0.0000
	0.0000	0.0000	0.0000	0.0000	0.0000	0.0000	0.0000	0.0000	0.0000	0.0000	0.0000
	0.0000	0.0000	0.0000								
2004	1	8	2	0	1	28	28	5	1.0000	0.0000	0.0000
	0.0000	0.0000	0.0000	0.0000	0.0000	0.0000	0.0000	0.0000	0.0000	0.0000	0.0000
	0.0000	0.0000	0.0000	0.0000	0.0000	0.0000	0.0000	0.0000	0.0000	0.0000	0.0000
	0.0000	0.0000	0.0000	0.0000	0.0000	0.0000	0.0000	0.0000	0.0000	0.0000	0.0000
	1.0000	0.0000	0.0000	0.0000	0.0000	0.0000	0.0000	0.0000	0.0000	0.0000	0.0000
	0.0000	0.0000	0.0000	0.0000	0.0000	0.0000	0.0000	0.0000	0.0000	0.0000	0.0000
	0.0000	0.0000	0.0000	0.0000	0.0000	0.0000	0.0000	0.0000	0.0000	0.0000	0.0000
	0.0000	0.0000	0.0000								
2004	1	8	2	0	1	30	30	3	1.0000	0.0000	0.0000
	0.0000	0.0000	0.0000	0.0000	0.0000	0.0000	0.0000	0.0000	0.0000	0.0000	0.0000
	0.0000	0.0000	0.0000	0.0000	0.0000	0.0000	0.0000	0.0000	0.0000	0.0000	0.0000
	0.0000	0.0000	0.0000	0.0000	0.0000	0.0000	0.0000	0.0000	0.0000	0.0000	0.0000
	1.0000	0.0000	0.0000	0.0000	0.0000	0.0000	0.0000	0.0000	0.0000	0.0000	0.0000
	0.0000	0.0000	0.0000	0.0000	0.0000	0.0000	0.0000	0.0000	0.0000	0.0000	0.0000
	0.0000	0.0000	0.0000	0.0000	0.0000	0.0000	0.0000	0.0000	0.0000	0.0000	0.0000
	0.0000	0.0000	0.0000								
2004	1	8	2	0	1	34	34	1	0.0000	1.0000	0.0000
	0.0000	0.0000	0.0000	0.0000	0.0000	0.0000	0.0000	0.0000	0.0000	0.0000	0.0000
	0.0000	0.0000	0.0000	0.0000	0.0000	0.0000	0.0000	0.0000	0.0000	0.0000	0.0000
	0.0000	0.0000	0.0000	0.0000	0.0000	0.0000	0.0000	0.0000	0.0000	0.0000	0.0000

	0.0000	1.0000	0.0000	0.0000	0.0000	0.0000	0.0000	0.0000	0.0000	0.0000	0.0000
	0.0000	0.0000	0.0000	0.0000	0.0000	0.0000	0.0000	0.0000	0.0000	0.0000	0.0000
	0.0000	0.0000	0.0000	0.0000	0.0000	0.0000	0.0000	0.0000	0.0000	0.0000	0.0000
	0.0000	0.0000	0.0000								
2004	1	8	2	0	1	36	36	7	0.0000	0.9406	0.0594
	0.0000	0.0000	0.0000	0.0000	0.0000	0.0000	0.0000	0.0000	0.0000	0.0000	0.0000
	0.0000	0.0000	0.0000	0.0000	0.0000	0.0000	0.0000	0.0000	0.0000	0.0000	0.0000
	0.0000	0.0000	0.0000	0.0000	0.0000	0.0000	0.0000	0.0000	0.0000	0.0000	0.0000
	0.0000	0.9406	0.0594	0.0000	0.0000	0.0000	0.0000	0.0000	0.0000	0.0000	0.0000
	0.0000	0.0000	0.0000	0.0000	0.0000	0.0000	0.0000	0.0000	0.0000	0.0000	0.0000
	0.0000	0.0000	0.0000	0.0000	0.0000	0.0000	0.0000	0.0000	0.0000	0.0000	0.0000
	0.0000	0.0000	0.0000								
2004	1	8	2	0	1	38	38	8	0.0000	0.5112	0.2840
	0.2048	0.0000	0.0000	0.0000	0.0000	0.0000	0.0000	0.0000	0.0000	0.0000	0.0000
	0.0000	0.0000	0.0000	0.0000	0.0000	0.0000	0.0000	0.0000	0.0000	0.0000	0.0000
	0.0000	0.0000	0.0000	0.0000	0.0000	0.0000	0.0000	0.0000	0.0000	0.0000	0.0000
	0.0000	0.5112	0.2840	0.2048	0.0000	0.0000	0.0000	0.0000	0.0000	0.0000	0.0000
	0.0000	0.0000	0.0000	0.0000	0.0000	0.0000	0.0000	0.0000	0.0000	0.0000	0.0000
	0.0000	0.0000	0.0000	0.0000	0.0000	0.0000	0.0000	0.0000	0.0000	0.0000	0.0000
	0.0000	0.0000	0.0000								
2004	1	8	2	0	1	40	40	9	0.0000	0.2574	0.5102
	0.2324	0.0000	0.0000	0.0000	0.0000	0.0000	0.0000	0.0000	0.0000	0.0000	0.0000
	0.0000	0.0000	0.0000	0.0000	0.0000	0.0000	0.0000	0.0000	0.0000	0.0000	0.0000
	0.0000	0.0000	0.0000	0.0000	0.0000	0.0000	0.0000	0.0000	0.0000	0.0000	0.0000
	0.0000	0.2574	0.5102	0.2324	0.0000	0.0000	0.0000	0.0000	0.0000	0.0000	0.0000
	0.0000	0.0000	0.0000	0.0000	0.0000	0.0000	0.0000	0.0000	0.0000	0.0000	0.0000
	0.0000	0.0000	0.0000	0.0000	0.0000	0.0000	0.0000	0.0000	0.0000	0.0000	0.0000
	0.0000	0.0000	0.0000								
2004	1	8	2	0	1	42	42	9	0.0000	0.0458	0.4090
	0.3097	0.1318	0.1036	0.0000	0.0000	0.0000	0.0000	0.0000	0.0000	0.0000	0.0000
	0.0000	0.0000	0.0000	0.0000	0.0000	0.0000	0.0000	0.0000	0.0000	0.0000	0.0000
	0.0000	0.0000	0.0000	0.0000	0.0000	0.0000	0.0000	0.0000	0.0000	0.0000	0.0000
	0.0000	0.0458	0.4090	0.3097	0.1318	0.1036	0.0000	0.0000	0.0000	0.0000	0.0000
	0.0000	0.0000	0.0000	0.0000	0.0000	0.0000	0.0000	0.0000	0.0000	0.0000	0.0000
	0.0000	0.0000	0.0000	0.0000	0.0000	0.0000	0.0000	0.0000	0.0000	0.0000	0.0000
	0.0000	0.0000	0.0000								
2004	1	8	2	0	1	44	44	19	0.0000	0.0569	0.3676
	0.1464	0.4058	0.0233	0.0000	0.0000	0.0000	0.0000	0.0000	0.0000	0.0000	0.0000
	0.0000	0.0000	0.0000	0.0000	0.0000	0.0000	0.0000	0.0000	0.0000	0.0000	0.0000
	0.0000	0.0000	0.0000	0.0000	0.0000	0.0000	0.0000	0.0000	0.0000	0.0000	0.0000
	0.0000	0.0569	0.3676	0.1464	0.4058	0.0233	0.0000	0.0000	0.0000	0.0000	0.0000
	0.0000	0.0000	0.0000	0.0000	0.0000	0.0000	0.0000	0.0000	0.0000	0.0000	0.0000
	0.0000	0.0000	0.0000	0.0000	0.0000	0.0000	0.0000	0.0000	0.0000	0.0000	0.0000
	0.0000	0.0000	0.0000								
2004	1	8	2	0	1	46	46	34	0.0000	0.0000	0.2705
	0.4123	0.1031	0.1398	0.0210	0.0328	0.0000	0.0205	0.0000	0.0000	0.0000	0.0000
	0.0000	0.0000	0.0000	0.0000	0.0000	0.0000	0.0000	0.0000	0.0000	0.0000	0.0000
	0.0000	0.0000	0.0000	0.0000	0.0000	0.0000	0.0000	0.0000	0.0000	0.0000	0.0000
	0.0000	0.0000	0.2705	0.4123	0.1031	0.1398	0.0210	0.0328	0.0000	0.0205	0.0000
	0.0000	0.0000	0.0000	0.0000	0.0000	0.0000	0.0000	0.0000	0.0000	0.0000	0.0000
	0.0000	0.0000	0.0000	0.0000	0.0000	0.0000	0.0000	0.0000	0.0000	0.0000	0.0000
	0.0000	0.0000	0.0000								
2004	1	8	2	0	1	48	48	36	0.0000	0.0000	0.0705
	0.1202	0.4127	0.1968	0.0698	0.0211	0.0138	0.0000	0.0000	0.0000	0.0000	0.0000
	0.0000	0.0000	0.0000	0.0028	0.0000	0.0000	0.0000	0.0000	0.0000	0.0000	0.0924
	0.0000	0.0000	0.0000	0.0000	0.0000	0.0000	0.0000	0.0000	0.0000	0.0000	0.0000
	0.0000	0.0000	0.0705	0.1202	0.4127	0.1968	0.0698	0.0211	0.0138	0.0000	0.0000
	0.0000	0.0000	0.0000	0.0000	0.0000	0.0000	0.0028	0.0000	0.0000	0.0000	0.0000
	0.0000	0.0000	0.0924	0.0000	0.0000	0.0000	0.0000	0.0000	0.0000	0.0000	0.0000
	0.0000	0.0000	0.0000								
2004	1	8	2	0	1	50	50	64	0.0000	0.0000	0.0480
	0.1048	0.2171	0.0731	0.2234	0.0616	0.0223	0.0249	0.0000	0.0116	0.0000	0.0000
	0.0027	0.0000	0.0000	0.0000	0.0000	0.0000	0.0116	0.0027	0.0000	0.0000	0.0000
	0.0000	0.0000	0.0000	0.0073	0.0000	0.0000	0.0000	0.0000	0.0000	0.0000	0.1886
	0.0000	0.0000	0.0480	0.1048	0.2171	0.0731	0.2234	0.0616	0.0223	0.0249	0.0000
	0.0116	0.0000	0.0000	0.0027	0.0000	0.0000	0.0000	0.0000	0.0000	0.0116	0.0027
	0.0000	0.0000	0.0000	0.0000	0.0000	0.0000	0.0073	0.0000	0.0000	0.0000	0.0000
	0.0000	0.0000	0.1886								
2004	1	8	2	0	1	52	52	60	0.0000	0.0000	0.0048
	0.1272	0.1250	0.4445	0.0035	0.0000	0.0387	0.0062	0.0268	0.0072	0.0000	0.0000

	0.0000	0.0068	0.0000	0.0000	0.0000	0.0000	0.0184	0.0072	0.0125	0.0000	0.0159
	0.0106	0.0000	0.0000	0.0000	0.0320	0.0000	0.0000	0.0000	0.0000	0.0279	0.0847
	0.0000	0.0000	0.0048	0.1272	0.1250	0.4445	0.0035	0.0000	0.0387	0.0062	0.0268
	0.0072	0.0000	0.0000	0.0000	0.0068	0.0000	0.0000	0.0000	0.0000	0.0184	0.0072
	0.0125	0.0000	0.0159	0.0106	0.0000	0.0000	0.0000	0.0320	0.0000	0.0000	0.0000
	0.0000	0.0279	0.0847								
2004	1	8	2	0	1	54	54	54	0.0000	0.0000	0.0000
	0.0087	0.1667	0.0570	0.0384	0.1061	0.0114	0.0150	0.0586	0.0000	0.0289	0.0100
	0.0212	0.0000	0.0045	0.0268	0.0743	0.0167	0.0000	0.0000	0.0131	0.0090	0.0090
	0.0101	0.0000	0.0000	0.0286	0.0167	0.0000	0.0000	0.0000	0.0000	0.1742	0.0951
	0.0000	0.0000	0.0000	0.0087	0.1667	0.0570	0.0384	0.1061	0.0114	0.0150	0.0586
	0.0000	0.0289	0.0100	0.0212	0.0000	0.0045	0.0268	0.0743	0.0167	0.0000	0.0000
	0.0131	0.0090	0.0090	0.0101	0.0000	0.0000	0.0286	0.0167	0.0000	0.0000	0.0000
	0.0000	0.1742	0.0951								
2004	1	8	2	0	1	56	56	51	0.0000	0.0000	0.0000
	0.0015	0.1457	0.0445	0.0000	0.0000	0.0129	0.0095	0.0036	0.0000	0.0000	0.0218
	0.0949	0.0000	0.0061	0.0000	0.0000	0.0999	0.0000	0.0381	0.0227	0.0000	0.0096
	0.0000	0.1173	0.0403	0.0000	0.0297	0.0000	0.0334	0.0000	0.0176	0.0000	0.2509
	0.0000	0.0000	0.0000	0.0015	0.1457	0.0445	0.0000	0.0000	0.0129	0.0095	0.0036
	0.0000	0.0000	0.0218	0.0949	0.0000	0.0061	0.0000	0.0000	0.0999	0.0000	0.0381
	0.0227	0.0000	0.0096	0.0000	0.1173	0.0403	0.0000	0.0297	0.0000	0.0334	0.0000
	0.0176	0.0000	0.2509								
2004	1	8	2	0	1	58	58	24	0.0000	0.0000	0.0000
	0.0000	0.0195	0.1625	0.0000	0.0000	0.0000	0.0706	0.0000	0.0000	0.0000	0.0000
	0.0061	0.0000	0.0000	0.0000	0.0405	0.0377	0.0000	0.0208	0.0000	0.0000	0.0498
	0.1514	0.0000	0.0000	0.0394	0.2137	0.0246	0.0000	0.0000	0.0000	0.0000	0.1636
	0.0000	0.0000	0.0000	0.0000	0.0195	0.1625	0.0000	0.0000	0.0000	0.0706	0.0000
	0.0000	0.0000	0.0000	0.0061	0.0000	0.0000	0.0000	0.0405	0.0377	0.0000	0.0208
	0.0000	0.0000	0.0498	0.1514	0.0000	0.0000	0.0394	0.2137	0.0246	0.0000	0.0000
	0.0000	0.0000	0.1636								
2004	1	8	2	0	1	60	60	17	0.0000	0.0000	0.0000
	0.0102	0.0000	0.0000	0.0370	0.0000	0.0000	0.0565	0.0000	0.0917	0.0112	0.0000
	0.0000	0.0208	0.0000	0.3011	0.0000	0.0000	0.0266	0.0000	0.0000	0.0000	0.0000
	0.0000	0.0000	0.0361	0.0199	0.0452	0.0000	0.0000	0.0000	0.0577	0.0217	0.2642
	0.0000	0.0000	0.0000	0.0102	0.0000	0.0000	0.0370	0.0000	0.0000	0.0565	0.0000
	0.0917	0.0112	0.0000	0.0000	0.0208	0.0000	0.3011	0.0000	0.0000	0.0266	0.0000
	0.0000	0.0000	0.0000	0.0000	0.0000	0.0361	0.0199	0.0452	0.0000	0.0000	0.0000
	0.0577	0.0217	0.2642								
2004	1	8	2	0	1	62	62	9	0.0000	0.0000	0.0000
	0.0000	0.3794	0.0000	0.0000	0.0218	0.0000	0.0315	0.0673	0.0297	0.0000	0.0000
	0.0000	0.3407	0.0000	0.0000	0.0000	0.0000	0.0000	0.0000	0.0000	0.0000	0.0000
	0.0000	0.0000	0.0000	0.0000	0.0000	0.0000	0.0000	0.0000	0.0000	0.0000	0.1296
	0.0000	0.0000	0.0000	0.0000	0.3794	0.0000	0.0000	0.0218	0.0000	0.0315	0.0673
	0.0297	0.0000	0.0000	0.0000	0.3407	0.0000	0.0000	0.0000	0.0000	0.0000	0.0000
	0.0000	0.0000	0.0000	0.0000	0.0000	0.0000	0.0000	0.0000	0.0000	0.0000	0.0000
	0.0000	0.0000	0.1296								
2004	1	8	2	0	1	64	64	4	0.0000	0.0000	0.0000
	0.0000	0.0000	0.0000	0.0000	0.0000	0.0000	0.0000	0.0000	0.0000	0.0000	0.0000
	0.0000	0.0000	0.0000	0.8199	0.0000	0.0000	0.0000	0.0000	0.0000	0.0000	0.0000
	0.0000	0.0000	0.0000	0.0000	0.0000	0.0762	0.0000	0.0000	0.0000	0.0000	0.1039
	0.0000	0.0000	0.0000	0.0000	0.0000	0.0000	0.0000	0.0000	0.0000	0.0000	0.0000
	0.0000	0.0000	0.0000	0.0000	0.0000	0.0000	0.8199	0.0000	0.0000	0.0000	0.0000
	0.0000	0.0000	0.0000	0.0000	0.0000	0.0000	0.0000	0.0000	0.0762	0.0000	0.0000
	0.0000	0.0000	0.1039								
2004	1	8	2	0	1	66	66	3	0.0000	0.0000	0.0000
	0.0000	0.0000	0.0000	0.0000	0.0000	0.0000	0.1637	0.0000	0.0000	0.0000	0.0000
	0.0000	0.0000	0.0000	0.0000	0.0000	0.0000	0.0000	0.4780	0.0000	0.0000	0.0000
	0.0000	0.0000	0.0000	0.0000	0.0000	0.0000	0.0000	0.0000	0.0000	0.0000	0.3583
	0.0000	0.0000	0.0000	0.0000	0.0000	0.0000	0.0000	0.0000	0.0000	0.1637	0.0000
	0.0000	0.0000	0.0000	0.0000	0.0000	0.0000	0.0000	0.0000	0.0000	0.0000	0.4780
	0.0000	0.0000	0.0000	0.0000	0.0000	0.0000	0.0000	0.0000	0.0000	0.0000	0.0000
	0.0000	0.0000	0.3583								
2004	1	8	2	0	1	68	68	1	0.0000	0.0000	0.0000
	0.0000	0.0000	0.0000	0.0000	0.0000	0.0000	0.0000	0.0000	0.0000	0.0000	0.0000
	0.0000	0.0000	0.0000	0.0000	0.0000	0.0000	0.0000	1.0000	0.0000	0.0000	0.0000
	0.0000	0.0000	0.0000	0.0000	0.0000	0.0000	0.0000	0.0000	0.0000	0.0000	0.0000
	0.0000	0.0000	0.0000	0.0000	0.0000	0.0000	0.0000	0.0000	0.0000	0.0000	0.0000
	0.0000	0.0000	0.0000	0.0000	0.0000	0.0000	0.0000	0.0000	0.0000	0.0000	1.0000
	0.0000	0.0000	0.0000	0.0000	0.0000	0.0000	0.0000	0.0000	0.0000	0.0000	0.0000
	0.0000	0.0000	0.0000								

2004	1	8	2	0	1	72	72	1	0.0000	0.0000	0.0000
	0.0000	0.0000	0.0000	0.0000	0.0000	0.0000	0.0000	0.0000	0.0000	0.0000	0.0000
	0.0000	0.0000	0.0000	0.0000	0.0000	0.0000	0.0000	0.0000	0.0000	0.0000	0.0000
	0.0000	0.0000	0.0000	0.0000	1.0000	0.0000	0.0000	0.0000	0.0000	0.0000	0.0000
	0.0000	0.0000	0.0000	0.0000	0.0000	0.0000	0.0000	0.0000	0.0000	0.0000	0.0000
	0.0000	0.0000	0.0000	0.0000	0.0000	0.0000	0.0000	0.0000	0.0000	0.0000	0.0000
	0.0000	0.0000	0.0000	0.0000	0.0000	0.0000	0.0000	1.0000	0.0000	0.0000	0.0000
	0.0000	0.0000	0.0000								
2005	1	8	2	0	1	22	22	1	1.0000	0.0000	0.0000
	0.0000	0.0000	0.0000	0.0000	0.0000	0.0000	0.0000	0.0000	0.0000	0.0000	0.0000
	0.0000	0.0000	0.0000	0.0000	0.0000	0.0000	0.0000	0.0000	0.0000	0.0000	0.0000
	0.0000	0.0000	0.0000	0.0000	0.0000	0.0000	0.0000	0.0000	0.0000	0.0000	0.0000
	1.0000	0.0000	0.0000	0.0000	0.0000	0.0000	0.0000	0.0000	0.0000	0.0000	0.0000
	0.0000	0.0000	0.0000	0.0000	0.0000	0.0000	0.0000	0.0000	0.0000	0.0000	0.0000
	0.0000	0.0000	0.0000	0.0000	0.0000	0.0000	0.0000	0.0000	0.0000	0.0000	0.0000
	0.0000	0.0000	0.0000								
2005	1	8	2	0	1	24	24	1	1.0000	0.0000	0.0000
	0.0000	0.0000	0.0000	0.0000	0.0000	0.0000	0.0000	0.0000	0.0000	0.0000	0.0000
	0.0000	0.0000	0.0000	0.0000	0.0000	0.0000	0.0000	0.0000	0.0000	0.0000	0.0000
	0.0000	0.0000	0.0000	0.0000	0.0000	0.0000	0.0000	0.0000	0.0000	0.0000	0.0000
	1.0000	0.0000	0.0000	0.0000	0.0000	0.0000	0.0000	0.0000	0.0000	0.0000	0.0000
	0.0000	0.0000	0.0000	0.0000	0.0000	0.0000	0.0000	0.0000	0.0000	0.0000	0.0000
	0.0000	0.0000	0.0000	0.0000	0.0000	0.0000	0.0000	0.0000	0.0000	0.0000	0.0000
	0.0000	0.0000	0.0000								
2005	1	8	2	0	1	26	26	1	1.0000	0.0000	0.0000
	0.0000	0.0000	0.0000	0.0000	0.0000	0.0000	0.0000	0.0000	0.0000	0.0000	0.0000
	0.0000	0.0000	0.0000	0.0000	0.0000	0.0000	0.0000	0.0000	0.0000	0.0000	0.0000
	0.0000	0.0000	0.0000	0.0000	0.0000	0.0000	0.0000	0.0000	0.0000	0.0000	0.0000
	1.0000	0.0000	0.0000	0.0000	0.0000	0.0000	0.0000	0.0000	0.0000	0.0000	0.0000
	0.0000	0.0000	0.0000	0.0000	0.0000	0.0000	0.0000	0.0000	0.0000	0.0000	0.0000
	0.0000	0.0000	0.0000	0.0000	0.0000	0.0000	0.0000	0.0000	0.0000	0.0000	0.0000
	0.0000	0.0000	0.0000								
2005	1	8	2	0	1	30	30	1	0.0000	1.0000	0.0000
	0.0000	0.0000	0.0000	0.0000	0.0000	0.0000	0.0000	0.0000	0.0000	0.0000	0.0000
	0.0000	0.0000	0.0000	0.0000	0.0000	0.0000	0.0000	0.0000	0.0000	0.0000	0.0000
	0.0000	0.0000	0.0000	0.0000	0.0000	0.0000	0.0000	0.0000	0.0000	0.0000	0.0000
	0.0000	1.0000	0.0000	0.0000	0.0000	0.0000	0.0000	0.0000	0.0000	0.0000	0.0000
	0.0000	0.0000	0.0000	0.0000	0.0000	0.0000	0.0000	0.0000	0.0000	0.0000	0.0000
	0.0000	0.0000	0.0000	0.0000	0.0000	0.0000	0.0000	0.0000	0.0000	0.0000	0.0000
	0.0000	0.0000	0.0000								
2005	1	8	2	0	1	32	32	11	0.0000	1.0000	0.0000
	0.0000	0.0000	0.0000	0.0000	0.0000	0.0000	0.0000	0.0000	0.0000	0.0000	0.0000
	0.0000	0.0000	0.0000	0.0000	0.0000	0.0000	0.0000	0.0000	0.0000	0.0000	0.0000
	0.0000	0.0000	0.0000	0.0000	0.0000	0.0000	0.0000	0.0000	0.0000	0.0000	0.0000
	0.0000	1.0000	0.0000	0.0000	0.0000	0.0000	0.0000	0.0000	0.0000	0.0000	0.0000
	0.0000	0.0000	0.0000	0.0000	0.0000	0.0000	0.0000	0.0000	0.0000	0.0000	0.0000
	0.0000	0.0000	0.0000	0.0000	0.0000	0.0000	0.0000	0.0000	0.0000	0.0000	0.0000
	0.0000	0.0000	0.0000								
2005	1	8	2	0	1	34	34	20	0.0000	0.9683	0.0317
	0.0000	0.0000	0.0000	0.0000	0.0000	0.0000	0.0000	0.0000	0.0000	0.0000	0.0000
	0.0000	0.0000	0.0000	0.0000	0.0000	0.0000	0.0000	0.0000	0.0000	0.0000	0.0000
	0.0000	0.0000	0.0000	0.0000	0.0000	0.0000	0.0000	0.0000	0.0000	0.0000	0.0000
	0.0000	0.9683	0.0317	0.0000	0.0000	0.0000	0.0000	0.0000	0.0000	0.0000	0.0000
	0.0000	0.0000	0.0000	0.0000	0.0000	0.0000	0.0000	0.0000	0.0000	0.0000	0.0000
	0.0000	0.0000	0.0000	0.0000	0.0000	0.0000	0.0000	0.0000	0.0000	0.0000	0.0000
	0.0000	0.0000	0.0000								
2005	1	8	2	0	1	36	36	24	0.0000	1.0000	0.0000
	0.0000	0.0000	0.0000	0.0000	0.0000	0.0000	0.0000	0.0000	0.0000	0.0000	0.0000
	0.0000	0.0000	0.0000	0.0000	0.0000	0.0000	0.0000	0.0000	0.0000	0.0000	0.0000
	0.0000	0.0000	0.0000	0.0000	0.0000	0.0000	0.0000	0.0000	0.0000	0.0000	0.0000
	0.0000	1.0000	0.0000	0.0000	0.0000	0.0000	0.0000	0.0000	0.0000	0.0000	0.0000
	0.0000	0.0000	0.0000	0.0000	0.0000	0.0000	0.0000	0.0000	0.0000	0.0000	0.0000
	0.0000	0.0000	0.0000	0.0000	0.0000	0.0000	0.0000	0.0000	0.0000	0.0000	0.0000
	0.0000	0.0000	0.0000								
2005	1	8	2	0	1	38	38	20	0.0000	0.7013	0.2987
	0.0000	0.0000	0.0000	0.0000	0.0000	0.0000	0.0000	0.0000	0.0000	0.0000	0.0000
	0.0000	0.0000	0.0000	0.0000	0.0000	0.0000	0.0000	0.0000	0.0000	0.0000	0.0000
	0.0000	0.0000	0.0000	0.0000	0.0000	0.0000	0.0000	0.0000	0.0000	0.0000	0.0000
	0.0000	0.7013	0.2987	0.0000	0.0000	0.0000	0.0000	0.0000	0.0000	0.0000	0.0000
	0.0000	0.0000	0.0000	0.0000	0.0000	0.0000	0.0000	0.0000	0.0000	0.0000	0.0000

	0.0000	0.0000	0.0000	0.0000	0.0000	0.0000	0.0000	0.0000	0.0000	0.0000	0.0000
	0.0000	0.0000	0.0000								
2005	1	8	2	0	1	40	40	21	0.0000	0.5225	0.0740
	0.1416	0.0740	0.1879	0.0000	0.0000	0.0000	0.0000	0.0000	0.0000	0.0000	0.0000
	0.0000	0.0000	0.0000	0.0000	0.0000	0.0000	0.0000	0.0000	0.0000	0.0000	0.0000
	0.0000	0.0000	0.0000	0.0000	0.0000	0.0000	0.0000	0.0000	0.0000	0.0000	0.0000
	0.0000	0.5225	0.0740	0.1416	0.0740	0.1879	0.0000	0.0000	0.0000	0.0000	0.0000
	0.0000	0.0000	0.0000	0.0000	0.0000	0.0000	0.0000	0.0000	0.0000	0.0000	0.0000
	0.0000	0.0000	0.0000	0.0000	0.0000	0.0000	0.0000	0.0000	0.0000	0.0000	0.0000
	0.0000	0.0000	0.0000								
2005	1	8	2	0	1	42	42	13	0.0000	0.0531	0.7934
	0.0781	0.0753	0.0000	0.0000	0.0000	0.0000	0.0000	0.0000	0.0000	0.0000	0.0000
	0.0000	0.0000	0.0000	0.0000	0.0000	0.0000	0.0000	0.0000	0.0000	0.0000	0.0000
	0.0000	0.0000	0.0000	0.0000	0.0000	0.0000	0.0000	0.0000	0.0000	0.0000	0.0000
	0.0000	0.0531	0.7934	0.0781	0.0753	0.0000	0.0000	0.0000	0.0000	0.0000	0.0000
	0.0000	0.0000	0.0000	0.0000	0.0000	0.0000	0.0000	0.0000	0.0000	0.0000	0.0000
	0.0000	0.0000	0.0000	0.0000	0.0000	0.0000	0.0000	0.0000	0.0000	0.0000	0.0000
	0.0000	0.0000	0.0000								
2005	1	8	2	0	1	44	44	34	0.0000	0.0103	0.2326
	0.3951	0.2288	0.0369	0.0786	0.0177	0.0000	0.0000	0.0000	0.0000	0.0000	0.0000
	0.0000	0.0000	0.0000	0.0000	0.0000	0.0000	0.0000	0.0000	0.0000	0.0000	0.0000
	0.0000	0.0000	0.0000	0.0000	0.0000	0.0000	0.0000	0.0000	0.0000	0.0000	0.0000
	0.0000	0.0103	0.2326	0.3951	0.2288	0.0369	0.0786	0.0177	0.0000	0.0000	0.0000
	0.0000	0.0000	0.0000	0.0000	0.0000	0.0000	0.0000	0.0000	0.0000	0.0000	0.0000
	0.0000	0.0000	0.0000	0.0000	0.0000	0.0000	0.0000	0.0000	0.0000	0.0000	0.0000
	0.0000	0.0000	0.0000								
2005	1	8	2	0	1	46	46	49	0.0000	0.0025	0.0670
	0.2396	0.3094	0.1409	0.1261	0.0435	0.0000	0.0000	0.0078	0.0000	0.0000	0.0000
	0.0000	0.0000	0.0000	0.0000	0.0000	0.0000	0.0000	0.0000	0.0000	0.0000	0.0000
	0.0000	0.0000	0.0000	0.0000	0.0000	0.0000	0.0000	0.0000	0.0000	0.0000	0.0630
	0.0000	0.0025	0.0670	0.2396	0.3094	0.1409	0.1261	0.0435	0.0000	0.0000	0.0078
	0.0000	0.0000	0.0000	0.0000	0.0000	0.0000	0.0000	0.0000	0.0000	0.0000	0.0000
	0.0000	0.0000	0.0000	0.0000	0.0000	0.0000	0.0000	0.0000	0.0000	0.0000	0.0000
	0.0000	0.0000	0.0630								
2005	1	8	2	0	1	48	48	72	0.0000	0.0000	0.0268
	0.2233	0.2002	0.2523	0.0926	0.0693	0.0588	0.0102	0.0046	0.0079	0.0000	0.0000
	0.0000	0.0000	0.0000	0.0072	0.0000	0.0180	0.0000	0.0000	0.0000	0.0000	0.0000
	0.0000	0.0000	0.0217	0.0000	0.0000	0.0000	0.0000	0.0000	0.0000	0.0000	0.0069
	0.0000	0.0000	0.0268	0.2233	0.2002	0.2523	0.0926	0.0693	0.0588	0.0102	0.0046
	0.0079	0.0000	0.0000	0.0000	0.0000	0.0000	0.0072	0.0000	0.0180	0.0000	0.0000
	0.0000	0.0000	0.0000	0.0000	0.0000	0.0217	0.0000	0.0000	0.0000	0.0000	0.0000
	0.0000	0.0000	0.0069								
2005	1	8	2	0	1	50	50	87	0.0000	0.0000	0.0228
	0.1610	0.2962	0.2424	0.0849	0.0316	0.0084	0.0042	0.0043	0.0064	0.0522	0.0000
	0.0168	0.0000	0.0000	0.0000	0.0076	0.0000	0.0000	0.0000	0.0147	0.0000	0.0064
	0.0209	0.0000	0.0000	0.0000	0.0000	0.0000	0.0000	0.0000	0.0000	0.0000	0.0191
	0.0000	0.0000	0.0228	0.1610	0.2962	0.2424	0.0849	0.0316	0.0084	0.0042	0.0043
	0.0064	0.0522	0.0000	0.0168	0.0000	0.0000	0.0000	0.0076	0.0000	0.0000	0.0000
	0.0147	0.0000	0.0064	0.0209	0.0000	0.0000	0.0000	0.0000	0.0000	0.0000	0.0000
	0.0000	0.0000	0.0191								
2005	1	8	2	0	1	52	52	96	0.0000	0.0000	0.0000
	0.0910	0.2084	0.1394	0.0614	0.0459	0.0389	0.0194	0.0439	0.0320	0.0000	0.0087
	0.0000	0.0119	0.0162	0.0033	0.0037	0.0364	0.0279	0.0000	0.0000	0.0157	0.0361
	0.0083	0.0291	0.0000	0.0000	0.0065	0.0228	0.0104	0.0000	0.0000	0.0141	0.0686
	0.0000	0.0000	0.0000	0.0910	0.2084	0.1394	0.0614	0.0459	0.0389	0.0194	0.0439
	0.0320	0.0000	0.0087	0.0000	0.0119	0.0162	0.0033	0.0037	0.0364	0.0279	0.0000
	0.0000	0.0157	0.0361	0.0083	0.0291	0.0000	0.0000	0.0065	0.0228	0.0104	0.0000
	0.0000	0.0141	0.0686								
2005	1	8	2	0	1	54	54	84	0.0000	0.0000	0.0000
	0.0591	0.0785	0.1232	0.1221	0.0448	0.0237	0.0237	0.0553	0.0297	0.0025	0.0140
	0.0162	0.0093	0.0452	0.0145	0.0434	0.0156	0.0500	0.0090	0.0158	0.0139	0.0049
	0.0136	0.0269	0.0201	0.0000	0.0086	0.0276	0.0087	0.0000	0.0049	0.0000	0.0752
	0.0000	0.0000	0.0000	0.0591	0.0785	0.1232	0.1221	0.0448	0.0237	0.0237	0.0553
	0.0297	0.0025	0.0140	0.0162	0.0093	0.0452	0.0145	0.0434	0.0156	0.0500	0.0090
	0.0158	0.0139	0.0049	0.0136	0.0269	0.0201	0.0000	0.0086	0.0276	0.0087	0.0000
	0.0049	0.0000	0.0752								
2005	1	8	2	0	1	56	56	75	0.0000	0.0000	0.0000
	0.0265	0.0708	0.1580	0.0504	0.0207	0.0036	0.0000	0.0389	0.0182	0.0948	0.0070
	0.0099	0.0148	0.0294	0.0155	0.0405	0.0043	0.0000	0.0000	0.0231	0.0097	0.0229
	0.0000	0.0099	0.0113	0.0424	0.0300	0.0000	0.0000	0.0000	0.0885	0.0132	0.1459

	0.0000	0.0000	0.0000	0.0265	0.0708	0.1580	0.0504	0.0207	0.0036	0.0000	0.0389
	0.0182	0.0948	0.0070	0.0099	0.0148	0.0294	0.0155	0.0405	0.0043	0.0000	0.0000
	0.0231	0.0097	0.0229	0.0000	0.0099	0.0113	0.0424	0.0300	0.0000	0.0000	0.0000
	0.0885	0.0132	0.1459								
2005	1	8	2	0	1	58	58	44	0.0000	0.0000	0.0000
	0.0000	0.0537	0.0527	0.0817	0.0000	0.0097	0.0000	0.0333	0.0305	0.0444	0.0257
	0.0294	0.0283	0.0090	0.0312	0.0958	0.0000	0.0471	0.0595	0.0498	0.0478	0.0362
	0.0363	0.0000	0.0000	0.0000	0.0000	0.0000	0.0000	0.0000	0.0392	0.0000	0.1586
	0.0000	0.0000	0.0000	0.0000	0.0537	0.0527	0.0817	0.0000	0.0097	0.0000	0.0333
	0.0305	0.0444	0.0257	0.0294	0.0283	0.0090	0.0312	0.0958	0.0000	0.0471	0.0595
	0.0498	0.0478	0.0362	0.0363	0.0000	0.0000	0.0000	0.0000	0.0000	0.0000	0.0000
	0.0392	0.0000	0.1586								
2005	1	8	2	0	1	60	60	28	0.0000	0.0000	0.0000
	0.0208	0.0282	0.2667	0.0073	0.0000	0.0167	0.0139	0.0142	0.0000	0.0000	0.0000
	0.0000	0.0329	0.1061	0.0234	0.0000	0.0278	0.0380	0.0000	0.0000	0.1381	0.0398
	0.0000	0.0000	0.0000	0.0229	0.0000	0.0000	0.0232	0.0000	0.0218	0.0000	0.1584
	0.0000	0.0000	0.0000	0.0208	0.0282	0.2667	0.0073	0.0000	0.0167	0.0139	0.0142
	0.0000	0.0000	0.0000	0.0000	0.0329	0.1061	0.0234	0.0000	0.0278	0.0380	0.0000
	0.0000	0.1381	0.0398	0.0000	0.0000	0.0000	0.0229	0.0000	0.0000	0.0232	0.0000
	0.0218	0.0000	0.1584								
2005	1	8	2	0	1	62	62	15	0.0000	0.0000	0.0000
	0.0000	0.0000	0.0236	0.0000	0.0000	0.0000	0.0000	0.0000	0.0270	0.0493	0.0000
	0.0159	0.0000	0.0401	0.0000	0.0676	0.0000	0.0000	0.0000	0.0259	0.0000	0.2231
	0.0570	0.0000	0.0000	0.0000	0.0000	0.0000	0.0000	0.0000	0.0000	0.0000	0.4704
	0.0000	0.0000	0.0000	0.0000	0.0000	0.0236	0.0000	0.0000	0.0000	0.0000	0.0000
	0.0270	0.0493	0.0000	0.0159	0.0000	0.0401	0.0000	0.0676	0.0000	0.0000	0.0000
	0.0259	0.0000	0.2231	0.0570	0.0000	0.0000	0.0000	0.0000	0.0000	0.0000	0.0000
	0.0000	0.0000	0.4704								
2005	1	8	2	0	1	64	64	8	0.0000	0.0000	0.0000
	0.0000	0.0915	0.0599	0.1626	0.0000	0.3453	0.0000	0.0000	0.0000	0.0000	0.0000
	0.0000	0.0711	0.0000	0.0000	0.0000	0.0000	0.0000	0.0000	0.0000	0.0000	0.0000
	0.0000	0.1927	0.0000	0.0769	0.0000	0.0000	0.0000	0.0000	0.0000	0.0000	0.0000
	0.0000	0.0000	0.0000	0.0000	0.0915	0.0599	0.1626	0.0000	0.3453	0.0000	0.0000
	0.0000	0.0000	0.0000	0.0000	0.0711	0.0000	0.0000	0.0000	0.0000	0.0000	0.0000
	0.0000	0.0000	0.0000	0.0000	0.1927	0.0000	0.0769	0.0000	0.0000	0.0000	0.0000
	0.0000	0.0000	0.0000								
2005	1	8	2	0	1	66	66	4	0.0000	0.0000	0.0000
	0.0000	0.0000	0.0000	0.0000	0.2605	0.0000	0.1732	0.0000	0.0000	0.0000	0.0000
	0.0000	0.0000	0.0000	0.0000	0.0000	0.0000	0.0000	0.0000	0.3794	0.0000	0.1869
	0.0000	0.0000	0.0000	0.0000	0.0000	0.0000	0.0000	0.0000	0.0000	0.0000	0.0000
	0.0000	0.0000	0.0000	0.0000	0.0000	0.0000	0.0000	0.2605	0.0000	0.1732	0.0000
	0.0000	0.0000	0.0000	0.0000	0.0000	0.0000	0.0000	0.0000	0.0000	0.0000	0.0000
	0.3794	0.0000	0.1869	0.0000	0.0000	0.0000	0.0000	0.0000	0.0000	0.0000	0.0000
	0.0000	0.0000	0.0000								
2005	1	8	2	0	1	68	68	2	0.0000	0.0000	0.0000
	0.0000	0.0000	0.0000	0.0000	0.0000	0.0000	0.3791	0.0000	0.0000	0.0000	0.0000
	0.0000	0.6209	0.0000	0.0000	0.0000	0.0000	0.0000	0.0000	0.0000	0.0000	0.0000
	0.0000	0.0000	0.0000	0.0000	0.0000	0.0000	0.0000	0.0000	0.0000	0.0000	0.0000
	0.0000	0.0000	0.0000	0.0000	0.0000	0.0000	0.0000	0.0000	0.0000	0.3791	0.0000
	0.0000	0.0000	0.0000	0.0000	0.6209	0.0000	0.0000	0.0000	0.0000	0.0000	0.0000
	0.0000	0.0000	0.0000	0.0000	0.0000	0.0000	0.0000	0.0000	0.0000	0.0000	0.0000
	0.0000	0.0000	0.0000								
2005	1	8	2	0	1	70	70	1	0.0000	0.0000	0.0000
	0.0000	0.0000	0.0000	0.0000	0.0000	0.0000	0.0000	0.0000	0.0000	0.0000	0.0000
	0.0000	0.0000	0.0000	0.0000	0.0000	1.0000	0.0000	0.0000	0.0000	0.0000	0.0000
	0.0000	0.0000	0.0000	0.0000	0.0000	0.0000	0.0000	0.0000	0.0000	0.0000	0.0000
	0.0000	0.0000	0.0000	0.0000	0.0000	0.0000	0.0000	0.0000	0.0000	0.0000	0.0000
	0.0000	0.0000	0.0000	0.0000	0.0000	0.0000	0.0000	0.0000	1.0000	0.0000	0.0000
	0.0000	0.0000	0.0000	0.0000	0.0000	0.0000	0.0000	0.0000	0.0000	0.0000	0.0000
	0.0000	0.0000	0.0000								
2006	1	8	2	0	1	22	22	1	1.0000	0.0000	0.0000
	0.0000	0.0000	0.0000	0.0000	0.0000	0.0000	0.0000	0.0000	0.0000	0.0000	0.0000
	0.0000	0.0000	0.0000	0.0000	0.0000	0.0000	0.0000	0.0000	0.0000	0.0000	0.0000
	0.0000	0.0000	0.0000	0.0000	0.0000	0.0000	0.0000	0.0000	0.0000	0.0000	0.0000
	1.0000	0.0000	0.0000	0.0000	0.0000	0.0000	0.0000	0.0000	0.0000	0.0000	0.0000
	0.0000	0.0000	0.0000	0.0000	0.0000	0.0000	0.0000	0.0000	0.0000	0.0000	0.0000
	0.0000	0.0000	0.0000	0.0000	0.0000	0.0000	0.0000	0.0000	0.0000	0.0000	0.0000
	0.0000	0.0000	0.0000								
2006	1	8	2	0	1	24	24	1	1.0000	0.0000	0.0000
	0.0000	0.0000	0.0000	0.0000	0.0000	0.0000	0.0000	0.0000	0.0000	0.0000	0.0000

	0.0000	0.0000	0.0000	0.0000	0.0000	0.0000	0.0000	0.0000	0.0000	0.0000	0.0000
	0.0000	0.0000	0.0000	0.0000	0.0000	0.0000	0.0000	0.0000	0.0000	0.0000	0.0000
	1.0000	0.0000	0.0000	0.0000	0.0000	0.0000	0.0000	0.0000	0.0000	0.0000	0.0000
	0.0000	0.0000	0.0000	0.0000	0.0000	0.0000	0.0000	0.0000	0.0000	0.0000	0.0000
	0.0000	0.0000	0.0000	0.0000	0.0000	0.0000	0.0000	0.0000	0.0000	0.0000	0.0000
	0.0000	0.0000	0.0000								
2006	1	8	2	0	1	26	26	1	1.0000	0.0000	0.0000
	0.0000	0.0000	0.0000	0.0000	0.0000	0.0000	0.0000	0.0000	0.0000	0.0000	0.0000
	0.0000	0.0000	0.0000	0.0000	0.0000	0.0000	0.0000	0.0000	0.0000	0.0000	0.0000
	0.0000	0.0000	0.0000	0.0000	0.0000	0.0000	0.0000	0.0000	0.0000	0.0000	0.0000
	1.0000	0.0000	0.0000	0.0000	0.0000	0.0000	0.0000	0.0000	0.0000	0.0000	0.0000
	0.0000	0.0000	0.0000	0.0000	0.0000	0.0000	0.0000	0.0000	0.0000	0.0000	0.0000
	0.0000	0.0000	0.0000	0.0000	0.0000	0.0000	0.0000	0.0000	0.0000	0.0000	0.0000
	0.0000	0.0000	0.0000								
2006	1	8	2	0	1	32	32	1	0.0000	1.0000	0.0000
	0.0000	0.0000	0.0000	0.0000	0.0000	0.0000	0.0000	0.0000	0.0000	0.0000	0.0000
	0.0000	0.0000	0.0000	0.0000	0.0000	0.0000	0.0000	0.0000	0.0000	0.0000	0.0000
	0.0000	0.0000	0.0000	0.0000	0.0000	0.0000	0.0000	0.0000	0.0000	0.0000	0.0000
	0.0000	1.0000	0.0000	0.0000	0.0000	0.0000	0.0000	0.0000	0.0000	0.0000	0.0000
	0.0000	0.0000	0.0000	0.0000	0.0000	0.0000	0.0000	0.0000	0.0000	0.0000	0.0000
	0.0000	0.0000	0.0000	0.0000	0.0000	0.0000	0.0000	0.0000	0.0000	0.0000	0.0000
	0.0000	0.0000	0.0000								
2006	1	8	2	0	1	36	36	1	0.0000	1.0000	0.0000
	0.0000	0.0000	0.0000	0.0000	0.0000	0.0000	0.0000	0.0000	0.0000	0.0000	0.0000
	0.0000	0.0000	0.0000	0.0000	0.0000	0.0000	0.0000	0.0000	0.0000	0.0000	0.0000
	0.0000	0.0000	0.0000	0.0000	0.0000	0.0000	0.0000	0.0000	0.0000	0.0000	0.0000
	0.0000	1.0000	0.0000	0.0000	0.0000	0.0000	0.0000	0.0000	0.0000	0.0000	0.0000
	0.0000	0.0000	0.0000	0.0000	0.0000	0.0000	0.0000	0.0000	0.0000	0.0000	0.0000
	0.0000	0.0000	0.0000	0.0000	0.0000	0.0000	0.0000	0.0000	0.0000	0.0000	0.0000
	0.0000	0.0000	0.0000								
2006	1	8	2	0	1	38	38	3	0.0000	0.6977	0.3023
	0.0000	0.0000	0.0000	0.0000	0.0000	0.0000	0.0000	0.0000	0.0000	0.0000	0.0000
	0.0000	0.0000	0.0000	0.0000	0.0000	0.0000	0.0000	0.0000	0.0000	0.0000	0.0000
	0.0000	0.0000	0.0000	0.0000	0.0000	0.0000	0.0000	0.0000	0.0000	0.0000	0.0000
	0.0000	0.6977	0.3023	0.0000	0.0000	0.0000	0.0000	0.0000	0.0000	0.0000	0.0000
	0.0000	0.0000	0.0000	0.0000	0.0000	0.0000	0.0000	0.0000	0.0000	0.0000	0.0000
	0.0000	0.0000	0.0000	0.0000	0.0000	0.0000	0.0000	0.0000	0.0000	0.0000	0.0000
	0.0000	0.0000	0.0000								
2006	1	8	2	0	1	40	40	5	0.0000	0.0000	0.7195
	0.2805	0.0000	0.0000	0.0000	0.0000	0.0000	0.0000	0.0000	0.0000	0.0000	0.0000
	0.0000	0.0000	0.0000	0.0000	0.0000	0.0000	0.0000	0.0000	0.0000	0.0000	0.0000
	0.0000	0.0000	0.0000	0.0000	0.0000	0.0000	0.0000	0.0000	0.0000	0.0000	0.0000
	0.0000	0.0000	0.7195	0.2805	0.0000	0.0000	0.0000	0.0000	0.0000	0.0000	0.0000
	0.0000	0.0000	0.0000	0.0000	0.0000	0.0000	0.0000	0.0000	0.0000	0.0000	0.0000
	0.0000	0.0000	0.0000	0.0000	0.0000	0.0000	0.0000	0.0000	0.0000	0.0000	0.0000
	0.0000	0.0000	0.0000								
2006	1	8	2	0	1	42	42	14	0.0000	0.0000	0.8555
	0.0470	0.0454	0.0000	0.0000	0.0000	0.0000	0.0520	0.0000	0.0000	0.0000	0.0000
	0.0000	0.0000	0.0000	0.0000	0.0000	0.0000	0.0000	0.0000	0.0000	0.0000	0.0000
	0.0000	0.0000	0.0000	0.0000	0.0000	0.0000	0.0000	0.0000	0.0000	0.0000	0.0000
	0.0000	0.0000	0.8555	0.0470	0.0454	0.0000	0.0000	0.0000	0.0000	0.0520	0.0000
	0.0000	0.0000	0.0000	0.0000	0.0000	0.0000	0.0000	0.0000	0.0000	0.0000	0.0000
	0.0000	0.0000	0.0000	0.0000	0.0000	0.0000	0.0000	0.0000	0.0000	0.0000	0.0000
	0.0000	0.0000	0.0000								
2006	1	8	2	0	1	44	44	24	0.0000	0.0000	0.3063
	0.0489	0.1351	0.3334	0.0822	0.0791	0.0000	0.0150	0.0000	0.0000	0.0000	0.0000
	0.0000	0.0000	0.0000	0.0000	0.0000	0.0000	0.0000	0.0000	0.0000	0.0000	0.0000
	0.0000	0.0000	0.0000	0.0000	0.0000	0.0000	0.0000	0.0000	0.0000	0.0000	0.0000
	0.0000	0.0000	0.3063	0.0489	0.1351	0.3334	0.0822	0.0791	0.0000	0.0150	0.0000
	0.0000	0.0000	0.0000	0.0000	0.0000	0.0000	0.0000	0.0000	0.0000	0.0000	0.0000
	0.0000	0.0000	0.0000	0.0000	0.0000	0.0000	0.0000	0.0000	0.0000	0.0000	0.0000
	0.0000	0.0000	0.0000								
2006	1	8	2	0	1	46	46	37	0.0000	0.0000	0.1346
	0.0376	0.0134	0.2025	0.3457	0.1240	0.0000	0.0550	0.0707	0.0166	0.0000	0.0000
	0.0000	0.0000	0.0000	0.0000	0.0000	0.0000	0.0000	0.0000	0.0000	0.0000	0.0000
	0.0000	0.0000	0.0000	0.0000	0.0000	0.0000	0.0000	0.0000	0.0000	0.0000	0.0000
	0.0000	0.0000	0.1346	0.0376	0.0134	0.2025	0.3457	0.1240	0.0000	0.0550	0.0707
	0.0166	0.0000	0.0000	0.0000	0.0000	0.0000	0.0000	0.0000	0.0000	0.0000	0.0000
	0.0000	0.0000	0.0000	0.0000	0.0000	0.0000	0.0000	0.0000	0.0000	0.0000	0.0000
	0.0000	0.0000	0.0000								

2006	1	8	2	0	1	48	48	47	0.0000	0.0000	0.0176
	0.0644	0.0984	0.1861	0.1359	0.0654	0.0252	0.1900	0.0612	0.0359	0.0000	0.0000
	0.0000	0.0000	0.0000	0.0000	0.0000	0.1147	0.0000	0.0000	0.0000	0.0000	0.0000
	0.0000	0.0000	0.0000	0.0000	0.0000	0.0000	0.0000	0.0000	0.0000	0.0000	0.0053
	0.0000	0.0000	0.0176	0.0644	0.0984	0.1861	0.1359	0.0654	0.0252	0.1900	0.0612
	0.0359	0.0000	0.0000	0.0000	0.0000	0.0000	0.0000	0.0000	0.1147	0.0000	0.0000
	0.0000	0.0000	0.0000	0.0000	0.0000	0.0000	0.0000	0.0000	0.0000	0.0000	0.0000
	0.0000	0.0000	0.0053								
2006	1	8	2	0	1	50	50	61	0.0000	0.0000	0.0266
	0.0592	0.1077	0.1999	0.1293	0.2479	0.0439	0.0120	0.0157	0.0480	0.0000	0.0051
	0.0000	0.0000	0.0000	0.0000	0.0000	0.0037	0.0000	0.0287	0.0000	0.0074	0.0000
	0.0000	0.0000	0.0000	0.0000	0.0000	0.0000	0.0000	0.0000	0.0074	0.0000	0.0576
	0.0000	0.0000	0.0266	0.0592	0.1077	0.1999	0.1293	0.2479	0.0439	0.0120	0.0157
	0.0480	0.0000	0.0051	0.0000	0.0000	0.0000	0.0000	0.0000	0.0037	0.0000	0.0287
	0.0000	0.0074	0.0000	0.0000	0.0000	0.0000	0.0000	0.0000	0.0000	0.0000	0.0000
	0.0074	0.0000	0.0576								
2006	1	8	2	0	1	52	52	81	0.0000	0.0000	0.0033
	0.0050	0.1284	0.0672	0.1456	0.0987	0.0205	0.0352	0.0342	0.0243	0.0000	0.0326
	0.0345	0.0246	0.0000	0.0048	0.0000	0.0135	0.0071	0.0182	0.0257	0.0248	0.0586
	0.0125	0.0215	0.0000	0.0000	0.0109	0.0000	0.0000	0.0000	0.0792	0.0078	0.0613
	0.0000	0.0000	0.0033	0.0050	0.1284	0.0672	0.1456	0.0987	0.0205	0.0352	0.0342
	0.0243	0.0000	0.0326	0.0345	0.0246	0.0000	0.0048	0.0000	0.0135	0.0071	0.0182
	0.0257	0.0248	0.0586	0.0125	0.0215	0.0000	0.0000	0.0109	0.0000	0.0000	0.0000
	0.0792	0.0078	0.0613								
2006	1	8	2	0	1	54	54	95	0.0000	0.0000	0.0000
	0.0025	0.0333	0.0709	0.1632	0.0478	0.0258	0.0611	0.0087	0.0092	0.0105	0.0613
	0.0335	0.0232	0.0000	0.0249	0.0052	0.0046	0.0151	0.0256	0.0359	0.0064	0.0156
	0.0034	0.0000	0.0179	0.0054	0.0037	0.0275	0.0669	0.0039	0.0084	0.0086	0.1700
	0.0000	0.0000	0.0000	0.0025	0.0333	0.0709	0.1632	0.0478	0.0258	0.0611	0.0087
	0.0092	0.0105	0.0613	0.0335	0.0232	0.0000	0.0249	0.0052	0.0046	0.0151	0.0256
	0.0359	0.0064	0.0156	0.0034	0.0000	0.0179	0.0054	0.0037	0.0275	0.0669	0.0039
	0.0084	0.0086	0.1700								
2006	1	8	2	0	1	56	56	94	0.0000	0.0000	0.0000
	0.2313	0.0145	0.0541	0.1158	0.0155	0.0212	0.0175	0.0358	0.0134	0.0161	0.0080
	0.0029	0.0000	0.0072	0.0525	0.0176	0.0256	0.0028	0.0052	0.0248	0.0082	0.0021
	0.0472	0.0000	0.0052	0.0000	0.0000	0.0000	0.0000	0.0000	0.0050	0.0241	0.2264
	0.0000	0.0000	0.0000	0.2313	0.0145	0.0541	0.1158	0.0155	0.0212	0.0175	0.0358
	0.0134	0.0161	0.0080	0.0029	0.0000	0.0072	0.0525	0.0176	0.0256	0.0028	0.0052
	0.0248	0.0082	0.0021	0.0472	0.0000	0.0052	0.0000	0.0000	0.0000	0.0000	0.0000
	0.0050	0.0241	0.2264								
2006	1	8	2	0	1	58	58	77	0.0000	0.0000	0.0000
	0.0000	0.3008	0.0259	0.0654	0.0486	0.0326	0.0000	0.0233	0.0490	0.0000	0.0178
	0.0000	0.0058	0.0272	0.0000	0.0000	0.0044	0.0081	0.0550	0.0235	0.0049	0.0000
	0.0097	0.0063	0.0221	0.0061	0.0000	0.0000	0.0335	0.0000	0.0000	0.0035	0.2267
	0.0000	0.0000	0.0000	0.0000	0.3008	0.0259	0.0654	0.0486	0.0326	0.0000	0.0233
	0.0490	0.0000	0.0178	0.0000	0.0058	0.0272	0.0000	0.0000	0.0044	0.0081	0.0550
	0.0235	0.0049	0.0000	0.0097	0.0063	0.0221	0.0061	0.0000	0.0000	0.0335	0.0000
	0.0000	0.0035	0.2267								
2006	1	8	2	0	1	60	60	35	0.0000	0.0000	0.0000
	0.0000	0.0092	0.0214	0.5671	0.0205	0.0045	0.0000	0.0000	0.0214	0.0068	0.0000
	0.0000	0.0163	0.0098	0.0000	0.0000	0.0769	0.0000	0.0076	0.0154	0.0083	0.0107
	0.0239	0.0167	0.0444	0.0000	0.0171	0.0000	0.0000	0.0000	0.0000	0.0062	0.0958
	0.0000	0.0000	0.0000	0.0000	0.0092	0.0214	0.5671	0.0205	0.0045	0.0000	0.0000
	0.0214	0.0068	0.0000	0.0000	0.0163	0.0098	0.0000	0.0000	0.0769	0.0000	0.0076
	0.0154	0.0083	0.0107	0.0239	0.0167	0.0444	0.0000	0.0171	0.0000	0.0000	0.0000
	0.0000	0.0062	0.0958								
2006	1	8	2	0	1	62	62	27	0.0000	0.0000	0.0000
	0.0166	0.0000	0.0671	0.1198	0.0524	0.0000	0.0000	0.0000	0.0654	0.0428	0.0000
	0.0257	0.0000	0.0000	0.0000	0.0820	0.0881	0.0000	0.0000	0.1088	0.0000	0.0000
	0.0000	0.0000	0.0453	0.0367	0.0000	0.0000	0.0000	0.0000	0.0000	0.0000	0.2493
	0.0000	0.0000	0.0000	0.0166	0.0000	0.0671	0.1198	0.0524	0.0000	0.0000	0.0000
	0.0654	0.0428	0.0000	0.0257	0.0000	0.0000	0.0000	0.0820	0.0881	0.0000	0.0000
	0.1088	0.0000	0.0000	0.0000	0.0000	0.0453	0.0367	0.0000	0.0000	0.0000	0.0000
	0.0000	0.0000	0.2493								
2006	1	8	2	0	1	64	64	20	0.0000	0.0000	0.0000
	0.0000	0.0210	0.0000	0.0884	0.0346	0.0000	0.0000	0.1856	0.2978	0.0251	0.0722
	0.0000	0.0000	0.0000	0.0000	0.0000	0.0000	0.0114	0.0000	0.0000	0.0210	0.0000
	0.0000	0.0000	0.0392	0.0000	0.0000	0.0000	0.0400	0.0000	0.0216	0.0000	0.1422
	0.0000	0.0000	0.0000	0.0000	0.0210	0.0000	0.0884	0.0346	0.0000	0.0000	0.1856
	0.2978	0.0251	0.0722	0.0000	0.0000	0.0000	0.0000	0.0000	0.0000	0.0114	0.0000

	0.0000	0.0210	0.0000	0.0000	0.0000	0.0392	0.0000	0.0000	0.0000	0.0400	0.0000
	0.0216	0.0000	0.1422								
2006	1	8	2	0	1	66	66	8	0.0000	0.0000	0.0000
	0.0000	0.0000	0.0000	0.0000	0.0508	0.1325	0.0000	0.0000	0.2223	0.0000	0.0000
	0.0000	0.0000	0.0000	0.0000	0.0000	0.0000	0.1028	0.0000	0.1119	0.0000	0.0000
	0.0000	0.0000	0.0801	0.0000	0.0000	0.0000	0.0000	0.0000	0.0000	0.0000	0.2995
	0.0000	0.0000	0.0000	0.0000	0.0000	0.0000	0.0000	0.0508	0.1325	0.0000	0.0000
	0.2223	0.0000	0.0000	0.0000	0.0000	0.0000	0.0000	0.0000	0.0000	0.1028	0.0000
	0.1119	0.0000	0.0000	0.0000	0.0000	0.0801	0.0000	0.0000	0.0000	0.0000	0.0000
	0.0000	0.0000	0.2995								
2006	1	8	2	0	1	68	68	4	0.0000	0.0000	0.0000
	0.0000	0.0000	0.1118	0.0000	0.0000	0.0000	0.0000	0.0000	0.0000	0.0000	0.0000
	0.0000	0.0000	0.0000	0.0000	0.0000	0.6476	0.0000	0.0000	0.0000	0.0000	0.0000
	0.0000	0.0000	0.0000	0.0000	0.0000	0.0000	0.0000	0.0000	0.0000	0.0000	0.2406
	0.0000	0.0000	0.0000	0.0000	0.0000	0.1118	0.0000	0.0000	0.0000	0.0000	0.0000
	0.0000	0.0000	0.0000	0.0000	0.0000	0.0000	0.0000	0.0000	0.6476	0.0000	0.0000
	0.0000	0.0000	0.0000	0.0000	0.0000	0.0000	0.0000	0.0000	0.0000	0.0000	0.0000
	0.0000	0.0000	0.2406								
2006	1	8	2	0	1	70	70	2	0.0000	0.0000	0.0000
	0.0000	0.0000	0.0000	0.0000	0.0000	0.7096	0.0000	0.0000	0.2904	0.0000	0.0000
	0.0000	0.0000	0.0000	0.0000	0.0000	0.0000	0.0000	0.0000	0.0000	0.0000	0.0000
	0.0000	0.0000	0.0000	0.0000	0.0000	0.0000	0.0000	0.0000	0.0000	0.0000	0.0000
	0.0000	0.0000	0.0000	0.0000	0.0000	0.0000	0.0000	0.0000	0.7096	0.0000	0.0000
	0.2904	0.0000	0.0000	0.0000	0.0000	0.0000	0.0000	0.0000	0.0000	0.0000	0.0000
	0.0000	0.0000	0.0000	0.0000	0.0000	0.0000	0.0000	0.0000	0.0000	0.0000	0.0000
	0.0000	0.0000	0.0000								
2006	1	8	2	0	1	72	72	1	0.0000	0.0000	0.0000
	0.0000	0.0000	0.0000	0.0000	0.0000	0.0000	0.0000	0.0000	0.0000	0.0000	0.0000
	0.0000	0.0000	0.0000	0.0000	0.0000	0.0000	0.0000	0.0000	0.0000	0.0000	0.0000
	0.0000	1.0000	0.0000	0.0000	0.0000	0.0000	0.0000	0.0000	0.0000	0.0000	0.0000
	0.0000	0.0000	0.0000	0.0000	0.0000	0.0000	0.0000	0.0000	0.0000	0.0000	0.0000
	0.0000	0.0000	0.0000	0.0000	0.0000	0.0000	0.0000	0.0000	0.0000	0.0000	0.0000
	0.0000	0.0000	0.0000	0.0000	1.0000	0.0000	0.0000	0.0000	0.0000	0.0000	0.0000
	0.0000	0.0000	0.0000								
2006	1	8	2	0	1	78	78	1	0.0000	0.0000	0.0000
	0.0000	0.0000	0.0000	0.0000	0.0000	0.0000	0.0000	0.0000	1.0000	0.0000	0.0000
	0.0000	0.0000	0.0000	0.0000	0.0000	0.0000	0.0000	0.0000	0.0000	0.0000	0.0000
	0.0000	0.0000	0.0000	0.0000	0.0000	0.0000	0.0000	0.0000	0.0000	0.0000	0.0000
	0.0000	0.0000	0.0000	0.0000	0.0000	0.0000	0.0000	0.0000	0.0000	0.0000	0.0000
	1.0000	0.0000	0.0000	0.0000	0.0000	0.0000	0.0000	0.0000	0.0000	0.0000	0.0000
	0.0000	0.0000	0.0000	0.0000	0.0000	0.0000	0.0000	0.0000	0.0000	0.0000	0.0000
	0.0000	0.0000	0.0000								
2007	1	8	2	0	1	32	32	2	0.0000	1.0000	0.0000
	0.0000	0.0000	0.0000	0.0000	0.0000	0.0000	0.0000	0.0000	0.0000	0.0000	0.0000
	0.0000	0.0000	0.0000	0.0000	0.0000	0.0000	0.0000	0.0000	0.0000	0.0000	0.0000
	0.0000	0.0000	0.0000	0.0000	0.0000	0.0000	0.0000	0.0000	0.0000	0.0000	0.0000
	0.0000	1.0000	0.0000	0.0000	0.0000	0.0000	0.0000	0.0000	0.0000	0.0000	0.0000
	0.0000	0.0000	0.0000	0.0000	0.0000	0.0000	0.0000	0.0000	0.0000	0.0000	0.0000
	0.0000	0.0000	0.0000	0.0000	0.0000	0.0000	0.0000	0.0000	0.0000	0.0000	0.0000
	0.0000	0.0000	0.0000								
2007	1	8	2	0	1	36	36	7	0.0000	1.0000	0.0000
	0.0000	0.0000	0.0000	0.0000	0.0000	0.0000	0.0000	0.0000	0.0000	0.0000	0.0000
	0.0000	0.0000	0.0000	0.0000	0.0000	0.0000	0.0000	0.0000	0.0000	0.0000	0.0000
	0.0000	0.0000	0.0000	0.0000	0.0000	0.0000	0.0000	0.0000	0.0000	0.0000	0.0000
	0.0000	1.0000	0.0000	0.0000	0.0000	0.0000	0.0000	0.0000	0.0000	0.0000	0.0000
	0.0000	0.0000	0.0000	0.0000	0.0000	0.0000	0.0000	0.0000	0.0000	0.0000	0.0000
	0.0000	0.0000	0.0000	0.0000	0.0000	0.0000	0.0000	0.0000	0.0000	0.0000	0.0000
	0.0000	0.0000	0.0000								
2007	1	8	2	0	1	38	38	4	0.0000	1.0000	0.0000
	0.0000	0.0000	0.0000	0.0000	0.0000	0.0000	0.0000	0.0000	0.0000	0.0000	0.0000
	0.0000	0.0000	0.0000	0.0000	0.0000	0.0000	0.0000	0.0000	0.0000	0.0000	0.0000
	0.0000	0.0000	0.0000	0.0000	0.0000	0.0000	0.0000	0.0000	0.0000	0.0000	0.0000
	0.0000	1.0000	0.0000	0.0000	0.0000	0.0000	0.0000	0.0000	0.0000	0.0000	0.0000
	0.0000	0.0000	0.0000	0.0000	0.0000	0.0000	0.0000	0.0000	0.0000	0.0000	0.0000
	0.0000	0.0000	0.0000	0.0000	0.0000	0.0000	0.0000	0.0000	0.0000	0.0000	0.0000
	0.0000	0.0000	0.0000								
2007	1	8	2	0	1	40	40	1	0.0000	1.0000	0.0000
	0.0000	0.0000	0.0000	0.0000	0.0000	0.0000	0.0000	0.0000	0.0000	0.0000	0.0000
	0.0000	0.0000	0.0000	0.0000	0.0000	0.0000	0.0000	0.0000	0.0000	0.0000	0.0000
	0.0000	0.0000	0.0000	0.0000	0.0000	0.0000	0.0000	0.0000	0.0000	0.0000	0.0000

	0.0000	1.0000	0.0000	0.0000	0.0000	0.0000	0.0000	0.0000	0.0000	0.0000	0.0000
	0.0000	0.0000	0.0000	0.0000	0.0000	0.0000	0.0000	0.0000	0.0000	0.0000	0.0000
	0.0000	0.0000	0.0000	0.0000	0.0000	0.0000	0.0000	0.0000	0.0000	0.0000	0.0000
	0.0000	0.0000	0.0000								
2007	1	8	2	0	1	44	44	9	0.0000	0.0000	0.0639
	0.1478	0.0000	0.0921	0.4039	0.0320	0.2603	0.0000	0.0000	0.0000	0.0000	0.0000
	0.0000	0.0000	0.0000	0.0000	0.0000	0.0000	0.0000	0.0000	0.0000	0.0000	0.0000
	0.0000	0.0000	0.0000	0.0000	0.0000	0.0000	0.0000	0.0000	0.0000	0.0000	0.0000
	0.0000	0.0000	0.0639	0.1478	0.0000	0.0921	0.4039	0.0320	0.2603	0.0000	0.0000
	0.0000	0.0000	0.0000	0.0000	0.0000	0.0000	0.0000	0.0000	0.0000	0.0000	0.0000
	0.0000	0.0000	0.0000	0.0000	0.0000	0.0000	0.0000	0.0000	0.0000	0.0000	0.0000
	0.0000	0.0000	0.0000								
2007	1	8	2	0	1	46	46	19	0.0000	0.0000	0.0129
	0.2098	0.1327	0.0235	0.1356	0.3940	0.0916	0.0000	0.0000	0.0000	0.0000	0.0000
	0.0000	0.0000	0.0000	0.0000	0.0000	0.0000	0.0000	0.0000	0.0000	0.0000	0.0000
	0.0000	0.0000	0.0000	0.0000	0.0000	0.0000	0.0000	0.0000	0.0000	0.0000	0.0000
	0.0000	0.0000	0.0129	0.2098	0.1327	0.0235	0.1356	0.3940	0.0916	0.0000	0.0000
	0.0000	0.0000	0.0000	0.0000	0.0000	0.0000	0.0000	0.0000	0.0000	0.0000	0.0000
	0.0000	0.0000	0.0000	0.0000	0.0000	0.0000	0.0000	0.0000	0.0000	0.0000	0.0000
	0.0000	0.0000	0.0000								
2007	1	8	2	0	1	48	48	39	0.0000	0.0000	0.0095
	0.0864	0.2476	0.1154	0.1773	0.2368	0.0354	0.0000	0.0000	0.0916	0.0000	0.0000
	0.0000	0.0000	0.0000	0.0000	0.0000	0.0000	0.0000	0.0000	0.0000	0.0000	0.0000
	0.0000	0.0000	0.0000	0.0000	0.0000	0.0000	0.0000	0.0000	0.0000	0.0000	0.0000
	0.0000	0.0000	0.0095	0.0864	0.2476	0.1154	0.1773	0.2368	0.0354	0.0000	0.0000
	0.0916	0.0000	0.0000	0.0000	0.0000	0.0000	0.0000	0.0000	0.0000	0.0000	0.0000
	0.0000	0.0000	0.0000	0.0000	0.0000	0.0000	0.0000	0.0000	0.0000	0.0000	0.0000
	0.0000	0.0000	0.0000								
2007	1	8	2	0	1	50	50	82	0.0000	0.0000	0.0000
	0.0874	0.0227	0.0346	0.0750	0.1431	0.0730	0.2755	0.0121	0.0635	0.0318	0.0182
	0.0000	0.0000	0.0129	0.0000	0.0000	0.0000	0.0000	0.0000	0.0000	0.0055	0.0000
	0.1141	0.0000	0.0000	0.0000	0.0000	0.0000	0.0000	0.0000	0.0053	0.0086	0.0166
	0.0000	0.0000	0.0000	0.0874	0.0227	0.0346	0.0750	0.1431	0.0730	0.2755	0.0121
	0.0635	0.0318	0.0182	0.0000	0.0000	0.0129	0.0000	0.0000	0.0000	0.0000	0.0000
	0.0000	0.0055	0.0000	0.1141	0.0000	0.0000	0.0000	0.0000	0.0000	0.0000	0.0000
	0.0053	0.0086	0.0166								
2007	1	8	2	0	1	52	52	69	0.0000	0.0000	0.0103
	0.0726	0.0237	0.1247	0.0715	0.0646	0.0788	0.0581	0.0442	0.0000	0.0000	0.0915
	0.0054	0.0000	0.0000	0.0000	0.0000	0.1647	0.0000	0.0034	0.0123	0.0000	0.0000
	0.0000	0.0185	0.0000	0.0000	0.0000	0.0223	0.0328	0.0000	0.0000	0.0000	0.1006
	0.0000	0.0000	0.0103	0.0726	0.0237	0.1247	0.0715	0.0646	0.0788	0.0581	0.0442
	0.0000	0.0000	0.0915	0.0054	0.0000	0.0000	0.0000	0.0000	0.1647	0.0000	0.0034
	0.0123	0.0000	0.0000	0.0000	0.0185	0.0000	0.0000	0.0000	0.0223	0.0328	0.0000
	0.0000	0.0000	0.1006								
2007	1	8	2	0	1	54	54	81	0.0000	0.0000	0.0000
	0.0307	0.0349	0.0627	0.0516	0.1699	0.0734	0.0020	0.0041	0.0106	0.0233	0.0349
	0.0213	0.0080	0.0609	0.0251	0.0033	0.0000	0.0000	0.0000	0.0000	0.0168	0.0142
	0.0131	0.0142	0.0000	0.1513	0.0000	0.0072	0.0230	0.0000	0.0049	0.0000	0.1387
	0.0000	0.0000	0.0000	0.0307	0.0349	0.0627	0.0516	0.1699	0.0734	0.0020	0.0041
	0.0106	0.0233	0.0349	0.0213	0.0080	0.0609	0.0251	0.0033	0.0000	0.0000	0.0000
	0.0000	0.0168	0.0142	0.0131	0.0142	0.0000	0.1513	0.0000	0.0072	0.0230	0.0000
	0.0049	0.0000	0.1387								
2007	1	8	2	0	1	56	56	80	0.0000	0.0000	0.0000
	0.0000	0.0049	0.0186	0.0773	0.0935	0.0137	0.0429	0.0258	0.0019	0.0060	0.0026
	0.0096	0.0620	0.0036	0.0000	0.0198	0.0122	0.0069	0.0687	0.0288	0.0174	0.0069
	0.0000	0.0000	0.0569	0.0197	0.0000	0.0158	0.0000	0.0000	0.0000	0.0318	0.3527
	0.0000	0.0000	0.0000	0.0000	0.0049	0.0186	0.0773	0.0935	0.0137	0.0429	0.0258
	0.0019	0.0060	0.0026	0.0096	0.0620	0.0036	0.0000	0.0198	0.0122	0.0069	0.0687
	0.0288	0.0174	0.0069	0.0000	0.0000	0.0569	0.0197	0.0000	0.0158	0.0000	0.0000
	0.0000	0.0318	0.3527								
2007	1	8	2	0	1	58	58	65	0.0000	0.0000	0.0000
	0.0000	0.0129	0.0170	0.0745	0.0467	0.0189	0.0047	0.0000	0.0079	0.0282	0.0000
	0.0000	0.0000	0.0225	0.0833	0.0000	0.0000	0.0000	0.0380	0.0279	0.0390	0.0000
	0.0134	0.0193	0.0049	0.0364	0.0000	0.0033	0.0778	0.0000	0.0224	0.0000	0.4010
	0.0000	0.0000	0.0000	0.0000	0.0129	0.0170	0.0745	0.0467	0.0189	0.0047	0.0000
	0.0079	0.0282	0.0000	0.0000	0.0000	0.0225	0.0833	0.0000	0.0000	0.0000	0.0380
	0.0279	0.0390	0.0000	0.0134	0.0193	0.0049	0.0364	0.0000	0.0033	0.0778	0.0000
	0.0224	0.0000	0.4010								
2007	1	8	2	0	1	60	60	47	0.0000	0.0000	0.0000
	0.0000	0.0110	0.0467	0.0671	0.1131	0.0238	0.0359	0.0000	0.0000	0.0000	0.0000

	0.0000	0.0000	0.0381	0.0000	0.0059	0.0000	0.0331	0.0545	0.0567	0.0000	0.0000
	0.0156	0.0000	0.0230	0.0000	0.0433	0.0000	0.0000	0.0000	0.0594	0.0065	0.3662
	0.0000	0.0000	0.0000	0.0000	0.0110	0.0467	0.0671	0.1131	0.0238	0.0359	0.0000
	0.0000	0.0000	0.0000	0.0000	0.0000	0.0381	0.0000	0.0059	0.0000	0.0331	0.0545
	0.0567	0.0000	0.0000	0.0156	0.0000	0.0230	0.0000	0.0433	0.0000	0.0000	0.0000
	0.0594	0.0065	0.3662								
2007	1	8	2	0	1	62	62	44	0.0000	0.0000	0.0000
	0.0000	0.0000	0.0395	0.0492	0.1161	0.0633	0.0093	0.0170	0.0000	0.0075	0.0000
	0.0000	0.0170	0.0109	0.0263	0.0000	0.0000	0.0000	0.0265	0.0000	0.0000	0.0000
	0.0162	0.0597	0.0000	0.0379	0.0276	0.0123	0.0000	0.0000	0.0000	0.0000	0.4637
	0.0000	0.0000	0.0000	0.0000	0.0000	0.0395	0.0492	0.1161	0.0633	0.0093	0.0170
	0.0000	0.0075	0.0000	0.0000	0.0170	0.0109	0.0263	0.0000	0.0000	0.0000	0.0265
	0.0000	0.0000	0.0000	0.0162	0.0597	0.0000	0.0379	0.0276	0.0123	0.0000	0.0000
	0.0000	0.0000	0.4637								
2007	1	8	2	0	1	64	64	18	0.0000	0.0000	0.0000
	0.0000	0.0000	0.0370	0.0150	0.2827	0.1086	0.0442	0.0405	0.0486	0.0000	0.0000
	0.0000	0.0000	0.0838	0.0000	0.0000	0.0000	0.0000	0.0000	0.0000	0.0000	0.0000
	0.0405	0.0000	0.0405	0.0000	0.0000	0.0000	0.0000	0.0000	0.0000	0.0000	0.2586
	0.0000	0.0000	0.0000	0.0000	0.0000	0.0370	0.0150	0.2827	0.1086	0.0442	0.0405
	0.0486	0.0000	0.0000	0.0000	0.0000	0.0838	0.0000	0.0000	0.0000	0.0000	0.0000
	0.0000	0.0000	0.0000	0.0405	0.0000	0.0405	0.0000	0.0000	0.0000	0.0000	0.0000
	0.0000	0.0000	0.2586								
2007	1	8	2	0	1	66	66	11	0.0000	0.0000	0.0000
	0.0000	0.0000	0.0000	0.0000	0.0917	0.0000	0.2300	0.1769	0.0000	0.0000	0.0000
	0.0000	0.0000	0.0000	0.0000	0.0000	0.0831	0.0795	0.0000	0.0000	0.1052	0.0000
	0.0000	0.0000	0.0000	0.0000	0.0000	0.0000	0.0000	0.0430	0.0000	0.0000	0.1907
	0.0000	0.0000	0.0000	0.0000	0.0000	0.0000	0.0000	0.0917	0.0000	0.2300	0.1769
	0.0000	0.0000	0.0000	0.0000	0.0000	0.0000	0.0000	0.0000	0.0831	0.0795	0.0000
	0.0000	0.1052	0.0000	0.0000	0.0000	0.0000	0.0000	0.0000	0.0000	0.0000	0.0430
	0.0000	0.0000	0.1907								
2007	1	8	2	0	1	68	68	2	0.0000	0.0000	0.0000
	0.0000	0.0000	0.0000	0.0000	0.0787	0.0000	0.0000	0.0000	0.0000	0.8426	0.0787
	0.0000	0.0000	0.0000	0.0000	0.0000	0.0000	0.0000	0.0000	0.0000	0.0000	0.0000
	0.0000	0.0000	0.0000	0.0000	0.0000	0.0000	0.0000	0.0000	0.0000	0.0000	0.0000
	0.0000	0.0000	0.0000	0.0000	0.0000	0.0000	0.0000	0.0787	0.0000	0.0000	0.0000
	0.0000	0.8426	0.0787	0.0000	0.0000	0.0000	0.0000	0.0000	0.0000	0.0000	0.0000
	0.0000	0.0000	0.0000	0.0000	0.0000	0.0000	0.0000	0.0000	0.0000	0.0000	0.0000
	0.0000	0.0000	0.0000								
2007	1	8	2	0	1	70	70	2	0.0000	0.0000	0.0000
	0.0000	0.0000	0.0000	0.0000	0.4469	0.0000	0.0000	0.0000	0.0000	0.0000	0.0000
	0.0000	0.0000	0.0000	0.0000	0.0000	0.0000	0.0000	0.0000	0.0000	0.0000	0.0000
	0.0000	0.0000	0.0000	0.0000	0.5531	0.0000	0.0000	0.0000	0.0000	0.0000	0.0000
	0.0000	0.0000	0.0000	0.0000	0.0000	0.0000	0.0000	0.4469	0.0000	0.0000	0.0000
	0.0000	0.0000	0.0000	0.0000	0.0000	0.0000	0.0000	0.0000	0.0000	0.0000	0.0000
	0.0000	0.0000	0.0000	0.0000	0.0000	0.0000	0.0000	0.5531	0.0000	0.0000	0.0000
	0.0000	0.0000	0.0000								
2007	1	8	2	0	1	72	72	2	0.0000	0.0000	0.0000
	0.0000	0.0000	0.0000	0.0000	0.4890	0.0000	0.0000	0.0000	0.0000	0.0000	0.0000
	0.0000	0.0000	0.0000	0.0000	0.0000	0.0000	0.0000	0.0000	0.0000	0.0000	0.0000
	0.0000	0.0000	0.0000	0.0000	0.0000	0.0000	0.0000	0.5110	0.0000	0.0000	0.0000
	0.0000	0.0000	0.0000	0.0000	0.0000	0.0000	0.0000	0.4890	0.0000	0.0000	0.0000
	0.0000	0.0000	0.0000	0.0000	0.0000	0.0000	0.0000	0.0000	0.0000	0.0000	0.0000
	0.0000	0.0000	0.0000	0.0000	0.0000	0.0000	0.0000	0.0000	0.0000	0.0000	0.5110
	0.0000	0.0000	0.0000								
2008	1	8	2	0	1	20	20	2	1.0000	0.0000	0.0000
	0.0000	0.0000	0.0000	0.0000	0.0000	0.0000	0.0000	0.0000	0.0000	0.0000	0.0000
	0.0000	0.0000	0.0000	0.0000	0.0000	0.0000	0.0000	0.0000	0.0000	0.0000	0.0000
	0.0000	0.0000	0.0000	0.0000	0.0000	0.0000	0.0000	0.0000	0.0000	0.0000	0.0000
	1.0000	0.0000	0.0000	0.0000	0.0000	0.0000	0.0000	0.0000	0.0000	0.0000	0.0000
	0.0000	0.0000	0.0000	0.0000	0.0000	0.0000	0.0000	0.0000	0.0000	0.0000	0.0000
	0.0000	0.0000	0.0000	0.0000	0.0000	0.0000	0.0000	0.0000	0.0000	0.0000	0.0000
	0.0000	0.0000	0.0000								
2008	1	8	2	0	1	22	22	3	1.0000	0.0000	0.0000
	0.0000	0.0000	0.0000	0.0000	0.0000	0.0000	0.0000	0.0000	0.0000	0.0000	0.0000
	0.0000	0.0000	0.0000	0.0000	0.0000	0.0000	0.0000	0.0000	0.0000	0.0000	0.0000
	0.0000	0.0000	0.0000	0.0000	0.0000	0.0000	0.0000	0.0000	0.0000	0.0000	0.0000
	1.0000	0.0000	0.0000	0.0000	0.0000	0.0000	0.0000	0.0000	0.0000	0.0000	0.0000
	0.0000	0.0000	0.0000	0.0000	0.0000	0.0000	0.0000	0.0000	0.0000	0.0000	0.0000
	0.0000	0.0000	0.0000	0.0000	0.0000	0.0000	0.0000	0.0000	0.0000	0.0000	0.0000
	0.0000	0.0000	0.0000								

2008	1	8	2	0	1	24	24	4	1.0000	0.0000	0.0000
	0.0000	0.0000	0.0000	0.0000	0.0000	0.0000	0.0000	0.0000	0.0000	0.0000	0.0000
	0.0000	0.0000	0.0000	0.0000	0.0000	0.0000	0.0000	0.0000	0.0000	0.0000	0.0000
	0.0000	0.0000	0.0000	0.0000	0.0000	0.0000	0.0000	0.0000	0.0000	0.0000	0.0000
	1.0000	0.0000	0.0000	0.0000	0.0000	0.0000	0.0000	0.0000	0.0000	0.0000	0.0000
	0.0000	0.0000	0.0000	0.0000	0.0000	0.0000	0.0000	0.0000	0.0000	0.0000	0.0000
	0.0000	0.0000	0.0000	0.0000	0.0000	0.0000	0.0000	0.0000	0.0000	0.0000	0.0000
	0.0000	0.0000	0.0000								
2008	1	8	2	0	1	26	26	1	1.0000	0.0000	0.0000
	0.0000	0.0000	0.0000	0.0000	0.0000	0.0000	0.0000	0.0000	0.0000	0.0000	0.0000
	0.0000	0.0000	0.0000	0.0000	0.0000	0.0000	0.0000	0.0000	0.0000	0.0000	0.0000
	0.0000	0.0000	0.0000	0.0000	0.0000	0.0000	0.0000	0.0000	0.0000	0.0000	0.0000
	1.0000	0.0000	0.0000	0.0000	0.0000	0.0000	0.0000	0.0000	0.0000	0.0000	0.0000
	0.0000	0.0000	0.0000	0.0000	0.0000	0.0000	0.0000	0.0000	0.0000	0.0000	0.0000
	0.0000	0.0000	0.0000	0.0000	0.0000	0.0000	0.0000	0.0000	0.0000	0.0000	0.0000
	0.0000	0.0000	0.0000								
2008	1	8	2	0	1	28	28	1	1.0000	0.0000	0.0000
	0.0000	0.0000	0.0000	0.0000	0.0000	0.0000	0.0000	0.0000	0.0000	0.0000	0.0000
	0.0000	0.0000	0.0000	0.0000	0.0000	0.0000	0.0000	0.0000	0.0000	0.0000	0.0000
	0.0000	0.0000	0.0000	0.0000	0.0000	0.0000	0.0000	0.0000	0.0000	0.0000	0.0000
	1.0000	0.0000	0.0000	0.0000	0.0000	0.0000	0.0000	0.0000	0.0000	0.0000	0.0000
	0.0000	0.0000	0.0000	0.0000	0.0000	0.0000	0.0000	0.0000	0.0000	0.0000	0.0000
	0.0000	0.0000	0.0000	0.0000	0.0000	0.0000	0.0000	0.0000	0.0000	0.0000	0.0000
	0.0000	0.0000	0.0000								
2008	1	8	2	0	1	32	32	1	0.0000	1.0000	0.0000
	0.0000	0.0000	0.0000	0.0000	0.0000	0.0000	0.0000	0.0000	0.0000	0.0000	0.0000
	0.0000	0.0000	0.0000	0.0000	0.0000	0.0000	0.0000	0.0000	0.0000	0.0000	0.0000
	0.0000	0.0000	0.0000	0.0000	0.0000	0.0000	0.0000	0.0000	0.0000	0.0000	0.0000
	0.0000	1.0000	0.0000	0.0000	0.0000	0.0000	0.0000	0.0000	0.0000	0.0000	0.0000
	0.0000	0.0000	0.0000	0.0000	0.0000	0.0000	0.0000	0.0000	0.0000	0.0000	0.0000
	0.0000	0.0000	0.0000	0.0000	0.0000	0.0000	0.0000	0.0000	0.0000	0.0000	0.0000
	0.0000	0.0000	0.0000								
2008	1	8	2	0	1	34	34	2	0.0000	1.0000	0.0000
	0.0000	0.0000	0.0000	0.0000	0.0000	0.0000	0.0000	0.0000	0.0000	0.0000	0.0000
	0.0000	0.0000	0.0000	0.0000	0.0000	0.0000	0.0000	0.0000	0.0000	0.0000	0.0000
	0.0000	0.0000	0.0000	0.0000	0.0000	0.0000	0.0000	0.0000	0.0000	0.0000	0.0000
	0.0000	1.0000	0.0000	0.0000	0.0000	0.0000	0.0000	0.0000	0.0000	0.0000	0.0000
	0.0000	0.0000	0.0000	0.0000	0.0000	0.0000	0.0000	0.0000	0.0000	0.0000	0.0000
	0.0000	0.0000	0.0000	0.0000	0.0000	0.0000	0.0000	0.0000	0.0000	0.0000	0.0000
	0.0000	0.0000	0.0000								
2008	1	8	2	0	1	36	36	1	0.0000	1.0000	0.0000
	0.0000	0.0000	0.0000	0.0000	0.0000	0.0000	0.0000	0.0000	0.0000	0.0000	0.0000
	0.0000	0.0000	0.0000	0.0000	0.0000	0.0000	0.0000	0.0000	0.0000	0.0000	0.0000
	0.0000	0.0000	0.0000	0.0000	0.0000	0.0000	0.0000	0.0000	0.0000	0.0000	0.0000
	0.0000	1.0000	0.0000	0.0000	0.0000	0.0000	0.0000	0.0000	0.0000	0.0000	0.0000
	0.0000	0.0000	0.0000	0.0000	0.0000	0.0000	0.0000	0.0000	0.0000	0.0000	0.0000
	0.0000	0.0000	0.0000	0.0000	0.0000	0.0000	0.0000	0.0000	0.0000	0.0000	0.0000
	0.0000	0.0000	0.0000								
2008	1	8	2	0	1	38	38	1	0.0000	0.0000	1.0000
	0.0000	0.0000	0.0000	0.0000	0.0000	0.0000	0.0000	0.0000	0.0000	0.0000	0.0000
	0.0000	0.0000	0.0000	0.0000	0.0000	0.0000	0.0000	0.0000	0.0000	0.0000	0.0000
	0.0000	0.0000	0.0000	0.0000	0.0000	0.0000	0.0000	0.0000	0.0000	0.0000	0.0000
	0.0000	0.0000	1.0000	0.0000	0.0000	0.0000	0.0000	0.0000	0.0000	0.0000	0.0000
	0.0000	0.0000	0.0000	0.0000	0.0000	0.0000	0.0000	0.0000	0.0000	0.0000	0.0000
	0.0000	0.0000	0.0000	0.0000	0.0000	0.0000	0.0000	0.0000	0.0000	0.0000	0.0000
	0.0000	0.0000	0.0000								
2008	1	8	2	0	1	40	40	1	0.0000	0.0000	1.0000
	0.0000	0.0000	0.0000	0.0000	0.0000	0.0000	0.0000	0.0000	0.0000	0.0000	0.0000
	0.0000	0.0000	0.0000	0.0000	0.0000	0.0000	0.0000	0.0000	0.0000	0.0000	0.0000
	0.0000	0.0000	0.0000	0.0000	0.0000	0.0000	0.0000	0.0000	0.0000	0.0000	0.0000
	0.0000	0.0000	1.0000	0.0000	0.0000	0.0000	0.0000	0.0000	0.0000	0.0000	0.0000
	0.0000	0.0000	0.0000	0.0000	0.0000	0.0000	0.0000	0.0000	0.0000	0.0000	0.0000
	0.0000	0.0000	0.0000	0.0000	0.0000	0.0000	0.0000	0.0000	0.0000	0.0000	0.0000
	0.0000	0.0000	0.0000								
2008	1	8	2	0	1	42	42	2	0.0000	0.0000	1.0000
	0.0000	0.0000	0.0000	0.0000	0.0000	0.0000	0.0000	0.0000	0.0000	0.0000	0.0000
	0.0000	0.0000	0.0000	0.0000	0.0000	0.0000	0.0000	0.0000	0.0000	0.0000	0.0000
	0.0000	0.0000	0.0000	0.0000	0.0000	0.0000	0.0000	0.0000	0.0000	0.0000	0.0000
	0.0000	0.0000	1.0000	0.0000	0.0000	0.0000	0.0000	0.0000	0.0000	0.0000	0.0000
	0.0000	0.0000	0.0000	0.0000	0.0000	0.0000	0.0000	0.0000	0.0000	0.0000	0.0000

	0.0000	0.0000	0.0000	0.0000	0.0000	0.0000	0.0000	0.0000	0.0000	0.0000	0.0000
	0.0000	0.0000	0.0000								
2008	1	8	2	0	1	44	44	5	0.0000	0.0000	0.3267
	0.6733	0.0000	0.0000	0.0000	0.0000	0.0000	0.0000	0.0000	0.0000	0.0000	0.0000
	0.0000	0.0000	0.0000	0.0000	0.0000	0.0000	0.0000	0.0000	0.0000	0.0000	0.0000
	0.0000	0.0000	0.0000	0.0000	0.0000	0.0000	0.0000	0.0000	0.0000	0.0000	0.0000
	0.0000	0.0000	0.3267	0.6733	0.0000	0.0000	0.0000	0.0000	0.0000	0.0000	0.0000
	0.0000	0.0000	0.0000	0.0000	0.0000	0.0000	0.0000	0.0000	0.0000	0.0000	0.0000
	0.0000	0.0000	0.0000	0.0000	0.0000	0.0000	0.0000	0.0000	0.0000	0.0000	0.0000
	0.0000	0.0000	0.0000								
2008	1	8	2	0	1	46	46	10	0.0000	0.0000	0.2691
	0.0955	0.0000	0.0000	0.1486	0.0673	0.2804	0.0000	0.0000	0.0000	0.0591	0.0000
	0.0000	0.0000	0.0000	0.0000	0.0000	0.0000	0.0000	0.0000	0.0000	0.0000	0.0000
	0.0000	0.0000	0.0000	0.0000	0.0000	0.0000	0.0000	0.0000	0.0000	0.0800	0.0000
	0.0000	0.0000	0.2691	0.0955	0.0000	0.0000	0.1486	0.0673	0.2804	0.0000	0.0000
	0.0000	0.0591	0.0000	0.0000	0.0000	0.0000	0.0000	0.0000	0.0000	0.0000	0.0000
	0.0000	0.0000	0.0000	0.0000	0.0000	0.0000	0.0000	0.0000	0.0000	0.0000	0.0000
	0.0000	0.0800	0.0000								
2008	1	8	2	0	1	48	48	39	0.0000	0.0000	0.0860
	0.0000	0.0371	0.0000	0.1745	0.1784	0.2669	0.1418	0.0104	0.0846	0.0203	0.0000
	0.0000	0.0000	0.0000	0.0000	0.0000	0.0000	0.0000	0.0000	0.0000	0.0000	0.0000
	0.0000	0.0000	0.0000	0.0000	0.0000	0.0000	0.0000	0.0000	0.0000	0.0000	0.0000
	0.0000	0.0000	0.0860	0.0000	0.0371	0.0000	0.1745	0.1784	0.2669	0.1418	0.0104
	0.0846	0.0203	0.0000	0.0000	0.0000	0.0000	0.0000	0.0000	0.0000	0.0000	0.0000
	0.0000	0.0000	0.0000	0.0000	0.0000	0.0000	0.0000	0.0000	0.0000	0.0000	0.0000
	0.0000	0.0000	0.0000								
2008	1	8	2	0	1	50	50	50	0.0000	0.0000	0.0109
	0.0317	0.0256	0.0000	0.2108	0.0788	0.1191	0.1105	0.1545	0.0218	0.0467	0.1005
	0.0000	0.0000	0.0000	0.0037	0.0000	0.0000	0.0000	0.0000	0.0000	0.0000	0.0171
	0.0000	0.0000	0.0068	0.0000	0.0000	0.0000	0.0000	0.0000	0.0000	0.0000	0.0615
	0.0000	0.0000	0.0109	0.0317	0.0256	0.0000	0.2108	0.0788	0.1191	0.1105	0.1545
	0.0218	0.0467	0.1005	0.0000	0.0000	0.0000	0.0037	0.0000	0.0000	0.0000	0.0000
	0.0000	0.0000	0.0171	0.0000	0.0000	0.0068	0.0000	0.0000	0.0000	0.0000	0.0000
	0.0000	0.0000	0.0615								
2008	1	8	2	0	1	52	52	69	0.0000	0.0000	0.0000
	0.0000	0.0269	0.0312	0.0486	0.1473	0.1172	0.1006	0.0932	0.0388	0.0516	0.0446
	0.0234	0.0000	0.0000	0.0000	0.0063	0.0182	0.0000	0.0000	0.0062	0.0270	0.0000
	0.0060	0.0000	0.0348	0.0000	0.0000	0.0000	0.0000	0.0000	0.0000	0.0000	0.1780
	0.0000	0.0000	0.0000	0.0000	0.0269	0.0312	0.0486	0.1473	0.1172	0.1006	0.0932
	0.0388	0.0516	0.0446	0.0234	0.0000	0.0000	0.0000	0.0063	0.0182	0.0000	0.0000
	0.0062	0.0270	0.0000	0.0060	0.0000	0.0348	0.0000	0.0000	0.0000	0.0000	0.0000
	0.0000	0.0000	0.1780								
2008	1	8	2	0	1	54	54	74	0.0000	0.0000	0.0000
	0.0029	0.0074	0.0089	0.0436	0.0981	0.1305	0.0402	0.0225	0.0530	0.0210	0.0082
	0.0306	0.0000	0.0205	0.0482	0.0240	0.0088	0.0162	0.0046	0.0047	0.0099	0.0655
	0.0113	0.0000	0.0000	0.0000	0.0491	0.0796	0.0000	0.0056	0.0100	0.0042	0.1709
	0.0000	0.0000	0.0000	0.0029	0.0074	0.0089	0.0436	0.0981	0.1305	0.0402	0.0225
	0.0530	0.0210	0.0082	0.0306	0.0000	0.0205	0.0482	0.0240	0.0088	0.0162	0.0046
	0.0047	0.0099	0.0655	0.0113	0.0000	0.0000	0.0000	0.0491	0.0796	0.0000	0.0056
	0.0100	0.0042	0.1709								
2008	1	8	2	0	1	56	56	58	0.0000	0.0000	0.0000
	0.0000	0.0200	0.0069	0.0222	0.1437	0.1051	0.0404	0.0280	0.0000	0.0000	0.0160
	0.0187	0.0022	0.0515	0.0247	0.0740	0.0568	0.0000	0.0254	0.0068	0.0108	0.0078
	0.0073	0.0448	0.0792	0.0000	0.0000	0.0000	0.0000	0.0000	0.0489	0.0000	0.1588
	0.0000	0.0000	0.0000	0.0000	0.0200	0.0069	0.0222	0.1437	0.1051	0.0404	0.0280
	0.0000	0.0000	0.0160	0.0187	0.0022	0.0515	0.0247	0.0740	0.0568	0.0000	0.0254
	0.0068	0.0108	0.0078	0.0073	0.0448	0.0792	0.0000	0.0000	0.0000	0.0000	0.0000
	0.0489	0.0000	0.1588								
2008	1	8	2	0	1	58	58	59	0.0000	0.0000	0.0000
	0.0000	0.0000	0.0162	0.0232	0.0685	0.0932	0.0580	0.0951	0.0084	0.0000	0.0074
	0.0074	0.0174	0.0441	0.0112	0.0000	0.0248	0.0067	0.0384	0.0049	0.0049	0.0000
	0.0192	0.0371	0.0437	0.0582	0.0000	0.0180	0.0192	0.0207	0.0053	0.0345	0.2142
	0.0000	0.0000	0.0000	0.0000	0.0000	0.0162	0.0232	0.0685	0.0932	0.0580	0.0951
	0.0084	0.0000	0.0074	0.0074	0.0174	0.0441	0.0112	0.0000	0.0248	0.0067	0.0384
	0.0049	0.0049	0.0000	0.0192	0.0371	0.0437	0.0582	0.0000	0.0180	0.0192	0.0207
	0.0053	0.0345	0.2142								
2008	1	8	2	0	1	60	60	41	0.0000	0.0000	0.0000
	0.0000	0.0000	0.0000	0.0076	0.0483	0.1519	0.0310	0.0070	0.0000	0.0000	0.0000
	0.0105	0.0187	0.0231	0.0000	0.0197	0.0269	0.0000	0.0249	0.0000	0.0207	0.0000
	0.0604	0.0199	0.0000	0.0120	0.0000	0.0696	0.0123	0.0000	0.0249	0.0406	0.3701

	0.0000	0.0000	0.0000	0.0000	0.0000	0.0000	0.0076	0.0483	0.1519	0.0310	0.0070
	0.0000	0.0000	0.0000	0.0105	0.0187	0.0231	0.0000	0.0197	0.0269	0.0000	0.0249
	0.0000	0.0207	0.0000	0.0604	0.0199	0.0000	0.0120	0.0000	0.0696	0.0123	0.0000
	0.0249	0.0406	0.3701								
2008	1	8	2	0	1	62	62	24	0.0000	0.0000	0.0000
	0.0000	0.0000	0.0000	0.0899	0.1364	0.0270	0.0510	0.0000	0.0000	0.0000	0.0278
	0.0000	0.0000	0.0000	0.0000	0.0000	0.0203	0.0310	0.0000	0.0000	0.0000	0.0383
	0.0470	0.0000	0.0961	0.0000	0.0000	0.0254	0.0000	0.0000	0.0000	0.0555	0.3542
	0.0000	0.0000	0.0000	0.0000	0.0000	0.0000	0.0899	0.1364	0.0270	0.0510	0.0000
	0.0000	0.0000	0.0278	0.0000	0.0000	0.0000	0.0000	0.0000	0.0203	0.0310	0.0000
	0.0000	0.0000	0.0383	0.0470	0.0000	0.0961	0.0000	0.0000	0.0254	0.0000	0.0000
	0.0000	0.0555	0.3542								
2008	1	8	2	0	1	64	64	17	0.0000	0.0000	0.0000
	0.0000	0.0000	0.0000	0.0529	0.0419	0.1234	0.0000	0.0144	0.1527	0.0000	0.0000
	0.0000	0.0000	0.0000	0.0789	0.0000	0.0000	0.0000	0.0000	0.0000	0.0000	0.0000
	0.0000	0.0000	0.0000	0.0794	0.0461	0.0966	0.0000	0.0000	0.0000	0.0000	0.3137
	0.0000	0.0000	0.0000	0.0000	0.0000	0.0000	0.0529	0.0419	0.1234	0.0000	0.0144
	0.1527	0.0000	0.0000	0.0000	0.0000	0.0000	0.0789	0.0000	0.0000	0.0000	0.0000
	0.0000	0.0000	0.0000	0.0000	0.0000	0.0000	0.0794	0.0461	0.0966	0.0000	0.0000
	0.0000	0.0000	0.3137								
2008	1	8	2	0	1	66	66	7	0.0000	0.0000	0.0000
	0.0000	0.0000	0.0000	0.0000	0.1960	0.1955	0.1015	0.0654	0.0000	0.0000	0.0000
	0.0000	0.0000	0.0000	0.0000	0.0000	0.0000	0.0000	0.0000	0.0000	0.0000	0.0000
	0.0000	0.0000	0.0000	0.0000	0.0000	0.0000	0.0000	0.0000	0.0000	0.0334	0.4083
	0.0000	0.0000	0.0000	0.0000	0.0000	0.0000	0.0000	0.1960	0.1955	0.1015	0.0654
	0.0000	0.0000	0.0000	0.0000	0.0000	0.0000	0.0000	0.0000	0.0000	0.0000	0.0000
	0.0000	0.0000	0.0000	0.0000	0.0000	0.0000	0.0000	0.0000	0.0000	0.0000	0.0000
	0.0000	0.0334	0.4083								
2008	1	8	2	0	1	68	68	2	0.0000	0.0000	0.0000
	0.0000	0.0000	0.0000	0.0000	0.0000	0.0000	0.1391	0.0000	0.0000	0.0000	0.0000
	0.0000	0.0000	0.0000	0.0000	0.0000	0.0000	0.0000	0.0000	0.0000	0.4304	0.0000
	0.0000	0.0000	0.4304	0.0000	0.0000	0.0000	0.0000	0.0000	0.0000	0.0000	0.0000
	0.0000	0.0000	0.0000	0.0000	0.0000	0.0000	0.0000	0.0000	0.0000	0.1391	0.0000
	0.0000	0.0000	0.0000	0.0000	0.0000	0.0000	0.0000	0.0000	0.0000	0.0000	0.0000
	0.0000	0.4304	0.0000	0.0000	0.0000	0.4304	0.0000	0.0000	0.0000	0.0000	0.0000
	0.0000	0.0000	0.0000								
2008	1	8	2	0	1	70	70	4	0.0000	0.0000	0.0000
	0.0000	0.0000	0.0000	0.0000	0.0000	0.0000	0.0000	0.1472	0.0000	0.0000	0.0000
	0.0000	0.0000	0.0000	0.4037	0.0000	0.3448	0.0000	0.0000	0.0000	0.0000	0.0000
	0.0000	0.0000	0.0000	0.0000	0.0000	0.0000	0.0000	0.0000	0.0000	0.0000	0.1043
	0.0000	0.0000	0.0000	0.0000	0.0000	0.0000	0.0000	0.0000	0.0000	0.0000	0.1472
	0.0000	0.0000	0.0000	0.0000	0.0000	0.0000	0.4037	0.0000	0.3448	0.0000	0.0000
	0.0000	0.0000	0.0000	0.0000	0.0000	0.0000	0.0000	0.0000	0.0000	0.0000	0.0000
	0.0000	0.0000	0.1043								
2008	1	8	2	0	1	80	80	1	0.0000	0.0000	0.0000
	0.0000	0.0000	0.0000	0.0000	0.0000	0.0000	0.0000	0.0000	0.0000	0.0000	0.0000
	0.0000	0.0000	0.0000	0.0000	0.0000	0.0000	0.0000	0.0000	0.0000	0.0000	0.0000
	0.0000	1.0000	0.0000	0.0000	0.0000	0.0000	0.0000	0.0000	0.0000	0.0000	0.0000
	0.0000	0.0000	0.0000	0.0000	0.0000	0.0000	0.0000	0.0000	0.0000	0.0000	0.0000
	0.0000	0.0000	0.0000	0.0000	0.0000	0.0000	0.0000	0.0000	0.0000	0.0000	0.0000
	0.0000	0.0000	0.0000	0.0000	1.0000	0.0000	0.0000	0.0000	0.0000	0.0000	0.0000
	0.0000	0.0000	0.0000								
2009	1	8	2	0	1	20	20	1	1.0000	0.0000	0.0000
	0.0000	0.0000	0.0000	0.0000	0.0000	0.0000	0.0000	0.0000	0.0000	0.0000	0.0000
	0.0000	0.0000	0.0000	0.0000	0.0000	0.0000	0.0000	0.0000	0.0000	0.0000	0.0000
	0.0000	0.0000	0.0000	0.0000	0.0000	0.0000	0.0000	0.0000	0.0000	0.0000	0.0000
	1.0000	0.0000	0.0000	0.0000	0.0000	0.0000	0.0000	0.0000	0.0000	0.0000	0.0000
	0.0000	0.0000	0.0000	0.0000	0.0000	0.0000	0.0000	0.0000	0.0000	0.0000	0.0000
	0.0000	0.0000	0.0000	0.0000	0.0000	0.0000	0.0000	0.0000	0.0000	0.0000	0.0000
	0.0000	0.0000	0.0000								
2009	1	8	2	0	1	22	22	2	1.0000	0.0000	0.0000
	0.0000	0.0000	0.0000	0.0000	0.0000	0.0000	0.0000	0.0000	0.0000	0.0000	0.0000
	0.0000	0.0000	0.0000	0.0000	0.0000	0.0000	0.0000	0.0000	0.0000	0.0000	0.0000
	0.0000	0.0000	0.0000	0.0000	0.0000	0.0000	0.0000	0.0000	0.0000	0.0000	0.0000
	1.0000	0.0000	0.0000	0.0000	0.0000	0.0000	0.0000	0.0000	0.0000	0.0000	0.0000
	0.0000	0.0000	0.0000	0.0000	0.0000	0.0000	0.0000	0.0000	0.0000	0.0000	0.0000
	0.0000	0.0000	0.0000	0.0000	0.0000	0.0000	0.0000	0.0000	0.0000	0.0000	0.0000
	0.0000	0.0000	0.0000								
2009	1	8	2	0	1	24	24	4	1.0000	0.0000	0.0000
	0.0000	0.0000	0.0000	0.0000	0.0000	0.0000	0.0000	0.0000	0.0000	0.0000	0.0000

	0.0000	0.0000	0.0000	0.0000	0.0000	0.0000	0.0000	0.0000	0.0000	0.0000	0.0000
	0.0000	0.0000	0.0000	0.0000	0.0000	0.0000	0.0000	0.0000	0.0000	0.0000	0.0000
	1.0000	0.0000	0.0000	0.0000	0.0000	0.0000	0.0000	0.0000	0.0000	0.0000	0.0000
	0.0000	0.0000	0.0000	0.0000	0.0000	0.0000	0.0000	0.0000	0.0000	0.0000	0.0000
	0.0000	0.0000	0.0000	0.0000	0.0000	0.0000	0.0000	0.0000	0.0000	0.0000	0.0000
	0.0000	0.0000	0.0000								
2009	1	8	2	0	1	26	26	4	1.0000	0.0000	0.0000
	0.0000	0.0000	0.0000	0.0000	0.0000	0.0000	0.0000	0.0000	0.0000	0.0000	0.0000
	0.0000	0.0000	0.0000	0.0000	0.0000	0.0000	0.0000	0.0000	0.0000	0.0000	0.0000
	0.0000	0.0000	0.0000	0.0000	0.0000	0.0000	0.0000	0.0000	0.0000	0.0000	0.0000
	1.0000	0.0000	0.0000	0.0000	0.0000	0.0000	0.0000	0.0000	0.0000	0.0000	0.0000
	0.0000	0.0000	0.0000	0.0000	0.0000	0.0000	0.0000	0.0000	0.0000	0.0000	0.0000
	0.0000	0.0000	0.0000	0.0000	0.0000	0.0000	0.0000	0.0000	0.0000	0.0000	0.0000
	0.0000	0.0000	0.0000								
2009	1	8	2	0	1	28	28	2	0.0000	1.0000	0.0000
	0.0000	0.0000	0.0000	0.0000	0.0000	0.0000	0.0000	0.0000	0.0000	0.0000	0.0000
	0.0000	0.0000	0.0000	0.0000	0.0000	0.0000	0.0000	0.0000	0.0000	0.0000	0.0000
	0.0000	0.0000	0.0000	0.0000	0.0000	0.0000	0.0000	0.0000	0.0000	0.0000	0.0000
	0.0000	1.0000	0.0000	0.0000	0.0000	0.0000	0.0000	0.0000	0.0000	0.0000	0.0000
	0.0000	0.0000	0.0000	0.0000	0.0000	0.0000	0.0000	0.0000	0.0000	0.0000	0.0000
	0.0000	0.0000	0.0000	0.0000	0.0000	0.0000	0.0000	0.0000	0.0000	0.0000	0.0000
	0.0000	0.0000	0.0000								
2009	1	8	2	0	1	30	30	5	0.0000	1.0000	0.0000
	0.0000	0.0000	0.0000	0.0000	0.0000	0.0000	0.0000	0.0000	0.0000	0.0000	0.0000
	0.0000	0.0000	0.0000	0.0000	0.0000	0.0000	0.0000	0.0000	0.0000	0.0000	0.0000
	0.0000	0.0000	0.0000	0.0000	0.0000	0.0000	0.0000	0.0000	0.0000	0.0000	0.0000
	0.0000	1.0000	0.0000	0.0000	0.0000	0.0000	0.0000	0.0000	0.0000	0.0000	0.0000
	0.0000	0.0000	0.0000	0.0000	0.0000	0.0000	0.0000	0.0000	0.0000	0.0000	0.0000
	0.0000	0.0000	0.0000	0.0000	0.0000	0.0000	0.0000	0.0000	0.0000	0.0000	0.0000
	0.0000	0.0000	0.0000								
2009	1	8	2	0	1	32	32	23	0.0000	1.0000	0.0000
	0.0000	0.0000	0.0000	0.0000	0.0000	0.0000	0.0000	0.0000	0.0000	0.0000	0.0000
	0.0000	0.0000	0.0000	0.0000	0.0000	0.0000	0.0000	0.0000	0.0000	0.0000	0.0000
	0.0000	0.0000	0.0000	0.0000	0.0000	0.0000	0.0000	0.0000	0.0000	0.0000	0.0000
	0.0000	1.0000	0.0000	0.0000	0.0000	0.0000	0.0000	0.0000	0.0000	0.0000	0.0000
	0.0000	0.0000	0.0000	0.0000	0.0000	0.0000	0.0000	0.0000	0.0000	0.0000	0.0000
	0.0000	0.0000	0.0000	0.0000	0.0000	0.0000	0.0000	0.0000	0.0000	0.0000	0.0000
	0.0000	0.0000	0.0000								
2009	1	8	2	0	1	34	34	27	0.0000	1.0000	0.0000
	0.0000	0.0000	0.0000	0.0000	0.0000	0.0000	0.0000	0.0000	0.0000	0.0000	0.0000
	0.0000	0.0000	0.0000	0.0000	0.0000	0.0000	0.0000	0.0000	0.0000	0.0000	0.0000
	0.0000	0.0000	0.0000	0.0000	0.0000	0.0000	0.0000	0.0000	0.0000	0.0000	0.0000
	0.0000	1.0000	0.0000	0.0000	0.0000	0.0000	0.0000	0.0000	0.0000	0.0000	0.0000
	0.0000	0.0000	0.0000	0.0000	0.0000	0.0000	0.0000	0.0000	0.0000	0.0000	0.0000
	0.0000	0.0000	0.0000	0.0000	0.0000	0.0000	0.0000	0.0000	0.0000	0.0000	0.0000
	0.0000	0.0000	0.0000								
2009	1	8	2	0	1	36	36	27	0.0000	0.9893	0.0107
	0.0000	0.0000	0.0000	0.0000	0.0000	0.0000	0.0000	0.0000	0.0000	0.0000	0.0000
	0.0000	0.0000	0.0000	0.0000	0.0000	0.0000	0.0000	0.0000	0.0000	0.0000	0.0000
	0.0000	0.0000	0.0000	0.0000	0.0000	0.0000	0.0000	0.0000	0.0000	0.0000	0.0000
	0.0000	0.9893	0.0107	0.0000	0.0000	0.0000	0.0000	0.0000	0.0000	0.0000	0.0000
	0.0000	0.0000	0.0000	0.0000	0.0000	0.0000	0.0000	0.0000	0.0000	0.0000	0.0000
	0.0000	0.0000	0.0000	0.0000	0.0000	0.0000	0.0000	0.0000	0.0000	0.0000	0.0000
	0.0000	0.0000	0.0000								
2009	1	8	2	0	1	38	38	27	0.0000	1.0000	0.0000
	0.0000	0.0000	0.0000	0.0000	0.0000	0.0000	0.0000	0.0000	0.0000	0.0000	0.0000
	0.0000	0.0000	0.0000	0.0000	0.0000	0.0000	0.0000	0.0000	0.0000	0.0000	0.0000
	0.0000	0.0000	0.0000	0.0000	0.0000	0.0000	0.0000	0.0000	0.0000	0.0000	0.0000
	0.0000	1.0000	0.0000	0.0000	0.0000	0.0000	0.0000	0.0000	0.0000	0.0000	0.0000
	0.0000	0.0000	0.0000	0.0000	0.0000	0.0000	0.0000	0.0000	0.0000	0.0000	0.0000
	0.0000	0.0000	0.0000	0.0000	0.0000	0.0000	0.0000	0.0000	0.0000	0.0000	0.0000
	0.0000	0.0000	0.0000								
2009	1	8	2	0	1	40	40	12	0.0000	0.9381	0.0619
	0.0000	0.0000	0.0000	0.0000	0.0000	0.0000	0.0000	0.0000	0.0000	0.0000	0.0000
	0.0000	0.0000	0.0000	0.0000	0.0000	0.0000	0.0000	0.0000	0.0000	0.0000	0.0000
	0.0000	0.0000	0.0000	0.0000	0.0000	0.0000	0.0000	0.0000	0.0000	0.0000	0.0000
	0.0000	0.9381	0.0619	0.0000	0.0000	0.0000	0.0000	0.0000	0.0000	0.0000	0.0000
	0.0000	0.0000	0.0000	0.0000	0.0000	0.0000	0.0000	0.0000	0.0000	0.0000	0.0000
	0.0000	0.0000	0.0000	0.0000	0.0000	0.0000	0.0000	0.0000	0.0000	0.0000	0.0000
	0.0000	0.0000	0.0000								

2009	1	8	2	0	1	42	42	3	0.0000	0.5197	0.4803
	0.0000	0.0000	0.0000	0.0000	0.0000	0.0000	0.0000	0.0000	0.0000	0.0000	0.0000
	0.0000	0.0000	0.0000	0.0000	0.0000	0.0000	0.0000	0.0000	0.0000	0.0000	0.0000
	0.0000	0.0000	0.0000	0.0000	0.0000	0.0000	0.0000	0.0000	0.0000	0.0000	0.0000
	0.0000	0.5197	0.4803	0.0000	0.0000	0.0000	0.0000	0.0000	0.0000	0.0000	0.0000
	0.0000	0.0000	0.0000	0.0000	0.0000	0.0000	0.0000	0.0000	0.0000	0.0000	0.0000
	0.0000	0.0000	0.0000	0.0000	0.0000	0.0000	0.0000	0.0000	0.0000	0.0000	0.0000
	0.0000	0.0000	0.0000								
2009	1	8	2	0	1	44	44	6	0.0000	0.0296	0.4349
	0.2059	0.0000	0.0000	0.0000	0.0000	0.0000	0.3296	0.0000	0.0000	0.0000	0.0000
	0.0000	0.0000	0.0000	0.0000	0.0000	0.0000	0.0000	0.0000	0.0000	0.0000	0.0000
	0.0000	0.0000	0.0000	0.0000	0.0000	0.0000	0.0000	0.0000	0.0000	0.0000	0.0000
	0.0000	0.0296	0.4349	0.2059	0.0000	0.0000	0.0000	0.0000	0.0000	0.3296	0.0000
	0.0000	0.0000	0.0000	0.0000	0.0000	0.0000	0.0000	0.0000	0.0000	0.0000	0.0000
	0.0000	0.0000	0.0000	0.0000	0.0000	0.0000	0.0000	0.0000	0.0000	0.0000	0.0000
	0.0000	0.0000	0.0000								
2009	1	8	2	0	1	46	46	10	0.0000	0.0000	0.0611
	0.0229	0.0000	0.0000	0.0000	0.5068	0.1577	0.0000	0.1633	0.0000	0.0882	0.0000
	0.0000	0.0000	0.0000	0.0000	0.0000	0.0000	0.0000	0.0000	0.0000	0.0000	0.0000
	0.0000	0.0000	0.0000	0.0000	0.0000	0.0000	0.0000	0.0000	0.0000	0.0000	0.0000
	0.0000	0.0000	0.0611	0.0229	0.0000	0.0000	0.0000	0.5068	0.1577	0.0000	0.1633
	0.0000	0.0882	0.0000	0.0000	0.0000	0.0000	0.0000	0.0000	0.0000	0.0000	0.0000
	0.0000	0.0000	0.0000	0.0000	0.0000	0.0000	0.0000	0.0000	0.0000	0.0000	0.0000
	0.0000	0.0000	0.0000								
2009	1	8	2	0	1	48	48	30	0.0000	0.0000	0.0408
	0.0044	0.0000	0.0134	0.0755	0.1506	0.1089	0.0435	0.1015	0.1240	0.0790	0.0000
	0.0000	0.0321	0.0000	0.0000	0.0000	0.0000	0.0000	0.0000	0.0000	0.0000	0.0000
	0.0000	0.0000	0.0000	0.0000	0.0000	0.0000	0.0000	0.0000	0.0000	0.2261	0.0000
	0.0000	0.0000	0.0408	0.0044	0.0000	0.0134	0.0755	0.1506	0.1089	0.0435	0.1015
	0.1240	0.0790	0.0000	0.0000	0.0321	0.0000	0.0000	0.0000	0.0000	0.0000	0.0000
	0.0000	0.0000	0.0000	0.0000	0.0000	0.0000	0.0000	0.0000	0.0000	0.0000	0.0000
	0.0000	0.2261	0.0000								
2009	1	8	2	0	1	50	50	44	0.0000	0.0000	0.0000
	0.0282	0.0159	0.0000	0.0375	0.0399	0.1486	0.0978	0.1917	0.0292	0.0416	0.0060
	0.0093	0.0286	0.0969	0.0342	0.0000	0.0000	0.0839	0.0000	0.0000	0.0000	0.0000
	0.0000	0.0000	0.0000	0.0000	0.0000	0.0159	0.0000	0.0000	0.0000	0.0000	0.0948
	0.0000	0.0000	0.0000	0.0282	0.0159	0.0000	0.0375	0.0399	0.1486	0.0978	0.1917
	0.0292	0.0416	0.0060	0.0093	0.0286	0.0969	0.0342	0.0000	0.0000	0.0839	0.0000
	0.0000	0.0000	0.0000	0.0000	0.0000	0.0000	0.0000	0.0000	0.0159	0.0000	0.0000
	0.0000	0.0000	0.0948								
2009	1	8	2	0	1	52	52	56	0.0000	0.0000	0.0000
	0.0000	0.0038	0.0181	0.0248	0.0370	0.0597	0.1127	0.1471	0.0608	0.0224	0.0248
	0.0000	0.0414	0.1392	0.0534	0.0000	0.0000	0.0348	0.0122	0.0000	0.0092	0.0095
	0.0000	0.0000	0.0000	0.0000	0.0105	0.0211	0.0034	0.0138	0.0000	0.0133	0.1270
	0.0000	0.0000	0.0000	0.0000	0.0038	0.0181	0.0248	0.0370	0.0597	0.1127	0.1471
	0.0608	0.0224	0.0248	0.0000	0.0414	0.1392	0.0534	0.0000	0.0000	0.0348	0.0122
	0.0000	0.0092	0.0095	0.0000	0.0000	0.0000	0.0000	0.0105	0.0211	0.0034	0.0138
	0.0000	0.0133	0.1270								
2009	1	8	2	0	1	54	54	74	0.0000	0.0000	0.0000
	0.0128	0.0053	0.0226	0.0259	0.1279	0.0482	0.0941	0.1487	0.0108	0.0220	0.0128
	0.0124	0.0599	0.0000	0.0043	0.0735	0.0136	0.0131	0.0000	0.0162	0.0000	0.0655
	0.0000	0.0078	0.0127	0.0000	0.0000	0.0100	0.0000	0.0029	0.0135	0.0090	0.1545
	0.0000	0.0000	0.0000	0.0128	0.0053	0.0226	0.0259	0.1279	0.0482	0.0941	0.1487
	0.0108	0.0220	0.0128	0.0124	0.0599	0.0000	0.0043	0.0735	0.0136	0.0131	0.0000
	0.0162	0.0000	0.0655	0.0000	0.0078	0.0127	0.0000	0.0000	0.0100	0.0000	0.0029
	0.0135	0.0090	0.1545								
2009	1	8	2	0	1	56	56	71	0.0000	0.0000	0.0000
	0.0000	0.0023	0.0192	0.0673	0.0333	0.0255	0.1077	0.0931	0.0215	0.0060	0.0198
	0.0000	0.0000	0.0352	0.0000	0.0000	0.0210	0.0000	0.0205	0.0000	0.0340	0.0000
	0.0030	0.0000	0.0654	0.0168	0.0194	0.0173	0.0146	0.0430	0.0109	0.0000	0.3031
	0.0000	0.0000	0.0000	0.0000	0.0023	0.0192	0.0673	0.0333	0.0255	0.1077	0.0931
	0.0215	0.0060	0.0198	0.0000	0.0000	0.0352	0.0000	0.0000	0.0210	0.0000	0.0205
	0.0000	0.0340	0.0000	0.0030	0.0000	0.0654	0.0168	0.0194	0.0173	0.0146	0.0430
	0.0109	0.0000	0.3031								
2009	1	8	2	0	1	58	58	51	0.0000	0.0000	0.0000
	0.0000	0.0058	0.0480	0.0224	0.0098	0.0280	0.0594	0.0125	0.0416	0.0000	0.0000
	0.0848	0.0187	0.0000	0.0000	0.0173	0.0262	0.0448	0.0166	0.0000	0.0241	0.0000
	0.0168	0.0000	0.0483	0.0180	0.0066	0.0086	0.1029	0.0000	0.0000	0.0728	0.2659
	0.0000	0.0000	0.0000	0.0000	0.0058	0.0480	0.0224	0.0098	0.0280	0.0594	0.0125
	0.0416	0.0000	0.0000	0.0848	0.0187	0.0000	0.0000	0.0173	0.0262	0.0448	0.0166

	0.0000	0.0241	0.0000	0.0168	0.0000	0.0483	0.0180	0.0066	0.0086	0.1029	0.0000
	0.0000	0.0728	0.2659								
2009	1	8	2	0	1	60	60	39	0.0000	0.0000	0.0000
	0.0000	0.0000	0.0699	0.0000	0.0200	0.0246	0.2758	0.0296	0.0455	0.0069	0.0000
	0.0094	0.0000	0.0000	0.0000	0.0000	0.0038	0.0000	0.0000	0.0000	0.0096	0.0063
	0.0348	0.0000	0.0188	0.0110	0.0063	0.0570	0.0000	0.0000	0.0205	0.0000	0.3503
	0.0000	0.0000	0.0000	0.0000	0.0000	0.0699	0.0000	0.0200	0.0246	0.2758	0.0296
	0.0455	0.0069	0.0000	0.0094	0.0000	0.0000	0.0000	0.0000	0.0038	0.0000	0.0000
	0.0000	0.0096	0.0063	0.0348	0.0000	0.0188	0.0110	0.0063	0.0570	0.0000	0.0000
	0.0205	0.0000	0.3503								
2009	1	8	2	0	1	62	62	20	0.0000	0.0000	0.0000
	0.0000	0.0000	0.0000	0.0000	0.0000	0.0412	0.3035	0.1579	0.0000	0.0000	0.0000
	0.2236	0.0501	0.0000	0.0000	0.0000	0.0000	0.0000	0.0000	0.0000	0.0000	0.0000
	0.0000	0.0000	0.0000	0.0000	0.0000	0.0000	0.0487	0.0000	0.0000	0.1135	0.0615
	0.0000	0.0000	0.0000	0.0000	0.0000	0.0000	0.0000	0.0000	0.0412	0.3035	0.1579
	0.0000	0.0000	0.0000	0.2236	0.0501	0.0000	0.0000	0.0000	0.0000	0.0000	0.0000
	0.0000	0.0000	0.0000	0.0000	0.0000	0.0000	0.0000	0.0000	0.0000	0.0487	0.0000
	0.0000	0.1135	0.0615								
2009	1	8	2	0	1	64	64	17	0.0000	0.0000	0.0000
	0.0000	0.0140	0.0000	0.0000	0.0417	0.0355	0.0209	0.5886	0.0530	0.0000	0.0000
	0.0000	0.0140	0.0000	0.0000	0.0000	0.0000	0.0000	0.0350	0.0000	0.0000	0.0000
	0.0574	0.0000	0.0000	0.0000	0.0000	0.0000	0.0000	0.0000	0.0000	0.0000	0.1400
	0.0000	0.0000	0.0000	0.0000	0.0140	0.0000	0.0000	0.0417	0.0355	0.0209	0.5886
	0.0530	0.0000	0.0000	0.0000	0.0140	0.0000	0.0000	0.0000	0.0000	0.0000	0.0350
	0.0000	0.0000	0.0000	0.0574	0.0000	0.0000	0.0000	0.0000	0.0000	0.0000	0.0000
	0.0000	0.0000	0.1400								
2009	1	8	2	0	1	66	66	9	0.0000	0.0000	0.0000
	0.0000	0.0000	0.0000	0.0000	0.0000	0.1420	0.1145	0.1458	0.0000	0.0000	0.0000
	0.0000	0.0000	0.0000	0.0000	0.0708	0.0000	0.0000	0.3243	0.0000	0.0000	0.0000
	0.0000	0.0000	0.0000	0.0000	0.0000	0.0000	0.0000	0.0000	0.0000	0.0000	0.2027
	0.0000	0.0000	0.0000	0.0000	0.0000	0.0000	0.0000	0.0000	0.1420	0.1145	0.1458
	0.0000	0.0000	0.0000	0.0000	0.0000	0.0000	0.0000	0.0708	0.0000	0.0000	0.3243
	0.0000	0.0000	0.0000	0.0000	0.0000	0.0000	0.0000	0.0000	0.0000	0.0000	0.0000
	0.0000	0.0000	0.2027								
2009	1	8	2	0	1	68	68	3	0.0000	0.0000	0.0000
	0.0000	0.0000	0.0000	0.0000	0.3166	0.0000	0.2991	0.0000	0.0000	0.0000	0.0000
	0.0000	0.0000	0.0000	0.0000	0.0000	0.0000	0.0000	0.0000	0.0000	0.0000	0.0000
	0.0000	0.0000	0.0000	0.0000	0.0000	0.0000	0.0000	0.0000	0.0000	0.0000	0.3842
	0.0000	0.0000	0.0000	0.0000	0.0000	0.0000	0.0000	0.3166	0.0000	0.2991	0.0000
	0.0000	0.0000	0.0000	0.0000	0.0000	0.0000	0.0000	0.0000	0.0000	0.0000	0.0000
	0.0000	0.0000	0.0000	0.0000	0.0000	0.0000	0.0000	0.0000	0.0000	0.0000	0.0000
	0.0000	0.0000	0.3842								
2009	1	8	2	0	1	70	70	3	0.0000	0.0000	0.0000
	0.0000	0.0000	0.0000	0.0000	0.2258	0.0000	0.0000	0.4796	0.0000	0.0000	0.0000
	0.0000	0.0000	0.2946	0.0000	0.0000	0.0000	0.0000	0.0000	0.0000	0.0000	0.0000
	0.0000	0.0000	0.0000	0.0000	0.0000	0.0000	0.0000	0.0000	0.0000	0.0000	0.0000
	0.0000	0.0000	0.0000	0.0000	0.0000	0.0000	0.0000	0.2258	0.0000	0.0000	0.4796
	0.0000	0.0000	0.0000	0.0000	0.0000	0.2946	0.0000	0.0000	0.0000	0.0000	0.0000
	0.0000	0.0000	0.0000	0.0000	0.0000	0.0000	0.0000	0.0000	0.0000	0.0000	0.0000
	0.0000	0.0000	0.0000								
2010	1	8	2	0	1	20	20	3	1.0000	0.0000	0.0000
	0.0000	0.0000	0.0000	0.0000	0.0000	0.0000	0.0000	0.0000	0.0000	0.0000	0.0000
	0.0000	0.0000	0.0000	0.0000	0.0000	0.0000	0.0000	0.0000	0.0000	0.0000	0.0000
	0.0000	0.0000	0.0000	0.0000	0.0000	0.0000	0.0000	0.0000	0.0000	0.0000	0.0000
	1.0000	0.0000	0.0000	0.0000	0.0000	0.0000	0.0000	0.0000	0.0000	0.0000	0.0000
	0.0000	0.0000	0.0000	0.0000	0.0000	0.0000	0.0000	0.0000	0.0000	0.0000	0.0000
	0.0000	0.0000	0.0000	0.0000	0.0000	0.0000	0.0000	0.0000	0.0000	0.0000	0.0000
	0.0000	0.0000	0.0000								
2010	1	8	2	0	1	22	22	4	1.0000	0.0000	0.0000
	0.0000	0.0000	0.0000	0.0000	0.0000	0.0000	0.0000	0.0000	0.0000	0.0000	0.0000
	0.0000	0.0000	0.0000	0.0000	0.0000	0.0000	0.0000	0.0000	0.0000	0.0000	0.0000
	0.0000	0.0000	0.0000	0.0000	0.0000	0.0000	0.0000	0.0000	0.0000	0.0000	0.0000
	1.0000	0.0000	0.0000	0.0000	0.0000	0.0000	0.0000	0.0000	0.0000	0.0000	0.0000
	0.0000	0.0000	0.0000	0.0000	0.0000	0.0000	0.0000	0.0000	0.0000	0.0000	0.0000
	0.0000	0.0000	0.0000	0.0000	0.0000	0.0000	0.0000	0.0000	0.0000	0.0000	0.0000
	0.0000	0.0000	0.0000								
2010	1	8	2	0	1	24	24	8	1.0000	0.0000	0.0000
	0.0000	0.0000	0.0000	0.0000	0.0000	0.0000	0.0000	0.0000	0.0000	0.0000	0.0000
	0.0000	0.0000	0.0000	0.0000	0.0000	0.0000	0.0000	0.0000	0.0000	0.0000	0.0000
	0.0000	0.0000	0.0000	0.0000	0.0000	0.0000	0.0000	0.0000	0.0000	0.0000	0.0000

	1.0000	0.0000	0.0000	0.0000	0.0000	0.0000	0.0000	0.0000	0.0000	0.0000	0.0000
	0.0000	0.0000	0.0000	0.0000	0.0000	0.0000	0.0000	0.0000	0.0000	0.0000	0.0000
	0.0000	0.0000	0.0000	0.0000	0.0000	0.0000	0.0000	0.0000	0.0000	0.0000	0.0000
	0.0000	0.0000	0.0000								
2010	1	8	2	0	1	26	26	2	1.0000	0.0000	0.0000
	0.0000	0.0000	0.0000	0.0000	0.0000	0.0000	0.0000	0.0000	0.0000	0.0000	0.0000
	0.0000	0.0000	0.0000	0.0000	0.0000	0.0000	0.0000	0.0000	0.0000	0.0000	0.0000
	0.0000	0.0000	0.0000	0.0000	0.0000	0.0000	0.0000	0.0000	0.0000	0.0000	0.0000
	1.0000	0.0000	0.0000	0.0000	0.0000	0.0000	0.0000	0.0000	0.0000	0.0000	0.0000
	0.0000	0.0000	0.0000	0.0000	0.0000	0.0000	0.0000	0.0000	0.0000	0.0000	0.0000
	0.0000	0.0000	0.0000	0.0000	0.0000	0.0000	0.0000	0.0000	0.0000	0.0000	0.0000
	0.0000	0.0000	0.0000								
2010	1	8	2	0	1	28	28	1	1.0000	0.0000	0.0000
	0.0000	0.0000	0.0000	0.0000	0.0000	0.0000	0.0000	0.0000	0.0000	0.0000	0.0000
	0.0000	0.0000	0.0000	0.0000	0.0000	0.0000	0.0000	0.0000	0.0000	0.0000	0.0000
	0.0000	0.0000	0.0000	0.0000	0.0000	0.0000	0.0000	0.0000	0.0000	0.0000	0.0000
	1.0000	0.0000	0.0000	0.0000	0.0000	0.0000	0.0000	0.0000	0.0000	0.0000	0.0000
	0.0000	0.0000	0.0000	0.0000	0.0000	0.0000	0.0000	0.0000	0.0000	0.0000	0.0000
	0.0000	0.0000	0.0000	0.0000	0.0000	0.0000	0.0000	0.0000	0.0000	0.0000	0.0000
	0.0000	0.0000	0.0000								
2010	1	8	2	0	1	32	32	1	0.0000	1.0000	0.0000
	0.0000	0.0000	0.0000	0.0000	0.0000	0.0000	0.0000	0.0000	0.0000	0.0000	0.0000
	0.0000	0.0000	0.0000	0.0000	0.0000	0.0000	0.0000	0.0000	0.0000	0.0000	0.0000
	0.0000	0.0000	0.0000	0.0000	0.0000	0.0000	0.0000	0.0000	0.0000	0.0000	0.0000
	0.0000	1.0000	0.0000	0.0000	0.0000	0.0000	0.0000	0.0000	0.0000	0.0000	0.0000
	0.0000	0.0000	0.0000	0.0000	0.0000	0.0000	0.0000	0.0000	0.0000	0.0000	0.0000
	0.0000	0.0000	0.0000	0.0000	0.0000	0.0000	0.0000	0.0000	0.0000	0.0000	0.0000
	0.0000	0.0000	0.0000								
2010	1	8	2	0	1	34	34	3	0.0000	1.0000	0.0000
	0.0000	0.0000	0.0000	0.0000	0.0000	0.0000	0.0000	0.0000	0.0000	0.0000	0.0000
	0.0000	0.0000	0.0000	0.0000	0.0000	0.0000	0.0000	0.0000	0.0000	0.0000	0.0000
	0.0000	0.0000	0.0000	0.0000	0.0000	0.0000	0.0000	0.0000	0.0000	0.0000	0.0000
	0.0000	1.0000	0.0000	0.0000	0.0000	0.0000	0.0000	0.0000	0.0000	0.0000	0.0000
	0.0000	0.0000	0.0000	0.0000	0.0000	0.0000	0.0000	0.0000	0.0000	0.0000	0.0000
	0.0000	0.0000	0.0000	0.0000	0.0000	0.0000	0.0000	0.0000	0.0000	0.0000	0.0000
	0.0000	0.0000	0.0000								
2010	1	8	2	0	1	36	36	6	0.0000	0.4264	0.5736
	0.0000	0.0000	0.0000	0.0000	0.0000	0.0000	0.0000	0.0000	0.0000	0.0000	0.0000
	0.0000	0.0000	0.0000	0.0000	0.0000	0.0000	0.0000	0.0000	0.0000	0.0000	0.0000
	0.0000	0.0000	0.0000	0.0000	0.0000	0.0000	0.0000	0.0000	0.0000	0.0000	0.0000
	0.0000	0.4264	0.5736	0.0000	0.0000	0.0000	0.0000	0.0000	0.0000	0.0000	0.0000
	0.0000	0.0000	0.0000	0.0000	0.0000	0.0000	0.0000	0.0000	0.0000	0.0000	0.0000
	0.0000	0.0000	0.0000	0.0000	0.0000	0.0000	0.0000	0.0000	0.0000	0.0000	0.0000
	0.0000	0.0000	0.0000								
2010	1	8	2	0	1	38	38	16	0.0000	0.0791	0.9209
	0.0000	0.0000	0.0000	0.0000	0.0000	0.0000	0.0000	0.0000	0.0000	0.0000	0.0000
	0.0000	0.0000	0.0000	0.0000	0.0000	0.0000	0.0000	0.0000	0.0000	0.0000	0.0000
	0.0000	0.0000	0.0000	0.0000	0.0000	0.0000	0.0000	0.0000	0.0000	0.0000	0.0000
	0.0000	0.0791	0.9209	0.0000	0.0000	0.0000	0.0000	0.0000	0.0000	0.0000	0.0000
	0.0000	0.0000	0.0000	0.0000	0.0000	0.0000	0.0000	0.0000	0.0000	0.0000	0.0000
	0.0000	0.0000	0.0000	0.0000	0.0000	0.0000	0.0000	0.0000	0.0000	0.0000	0.0000
	0.0000	0.0000	0.0000								
2010	1	8	2	0	1	40	40	46	0.0000	0.0133	0.9825
	0.0041	0.0000	0.0000	0.0000	0.0000	0.0000	0.0000	0.0000	0.0000	0.0000	0.0000
	0.0000	0.0000	0.0000	0.0000	0.0000	0.0000	0.0000	0.0000	0.0000	0.0000	0.0000
	0.0000	0.0000	0.0000	0.0000	0.0000	0.0000	0.0000	0.0000	0.0000	0.0000	0.0000
	0.0000	0.0133	0.9825	0.0041	0.0000	0.0000	0.0000	0.0000	0.0000	0.0000	0.0000
	0.0000	0.0000	0.0000	0.0000	0.0000	0.0000	0.0000	0.0000	0.0000	0.0000	0.0000
	0.0000	0.0000	0.0000	0.0000	0.0000	0.0000	0.0000	0.0000	0.0000	0.0000	0.0000
	0.0000	0.0000	0.0000								
2010	1	8	2	0	1	42	42	66	0.0000	0.0000	0.9216
	0.0784	0.0000	0.0000	0.0000	0.0000	0.0000	0.0000	0.0000	0.0000	0.0000	0.0000
	0.0000	0.0000	0.0000	0.0000	0.0000	0.0000	0.0000	0.0000	0.0000	0.0000	0.0000
	0.0000	0.0000	0.0000	0.0000	0.0000	0.0000	0.0000	0.0000	0.0000	0.0000	0.0000
	0.0000	0.0000	0.9216	0.0784	0.0000	0.0000	0.0000	0.0000	0.0000	0.0000	0.0000
	0.0000	0.0000	0.0000	0.0000	0.0000	0.0000	0.0000	0.0000	0.0000	0.0000	0.0000
	0.0000	0.0000	0.0000	0.0000	0.0000	0.0000	0.0000	0.0000	0.0000	0.0000	0.0000
	0.0000	0.0000	0.0000								
2010	1	8	2	0	1	44	44	52	0.0000	0.0000	0.7804
	0.2017	0.0178	0.0000	0.0000	0.0000	0.0000	0.0000	0.0000	0.0000	0.0000	0.0000

	0.0000	0.0000	0.0000	0.0000	0.0000	0.0000	0.0000	0.0000	0.0000	0.0000	0.0000
	0.0000	0.0000	0.0000	0.0000	0.0000	0.0000	0.0000	0.0000	0.0000	0.0000	0.0000
	0.0000	0.0000	0.7804	0.2017	0.0178	0.0000	0.0000	0.0000	0.0000	0.0000	0.0000
	0.0000	0.0000	0.0000	0.0000	0.0000	0.0000	0.0000	0.0000	0.0000	0.0000	0.0000
	0.0000	0.0000	0.0000	0.0000	0.0000	0.0000	0.0000	0.0000	0.0000	0.0000	0.0000
	0.0000	0.0000	0.0000								
2010	1	8	2	0	1	46	46	40	0.0000	0.0000	0.9387
	0.0367	0.0085	0.0000	0.0000	0.0161	0.0000	0.0000	0.0000	0.0000	0.0000	0.0000
	0.0000	0.0000	0.0000	0.0000	0.0000	0.0000	0.0000	0.0000	0.0000	0.0000	0.0000
	0.0000	0.0000	0.0000	0.0000	0.0000	0.0000	0.0000	0.0000	0.0000	0.0000	0.0000
	0.0000	0.0000	0.9387	0.0367	0.0085	0.0000	0.0000	0.0161	0.0000	0.0000	0.0000
	0.0000	0.0000	0.0000	0.0000	0.0000	0.0000	0.0000	0.0000	0.0000	0.0000	0.0000
	0.0000	0.0000	0.0000	0.0000	0.0000	0.0000	0.0000	0.0000	0.0000	0.0000	0.0000
	0.0000	0.0000	0.0000								
2010	1	8	2	0	1	48	48	26	0.0000	0.0000	0.1841
	0.3576	0.0000	0.0000	0.0135	0.0279	0.0242	0.0500	0.0945	0.2240	0.0000	0.0000
	0.0000	0.0242	0.0000	0.0000	0.0000	0.0000	0.0000	0.0000	0.0000	0.0000	0.0000
	0.0000	0.0000	0.0000	0.0000	0.0000	0.0000	0.0000	0.0000	0.0000	0.0000	0.0000
	0.0000	0.0000	0.1841	0.3576	0.0000	0.0000	0.0135	0.0279	0.0242	0.0500	0.0945
	0.2240	0.0000	0.0000	0.0000	0.0242	0.0000	0.0000	0.0000	0.0000	0.0000	0.0000
	0.0000	0.0000	0.0000	0.0000	0.0000	0.0000	0.0000	0.0000	0.0000	0.0000	0.0000
	0.0000	0.0000	0.0000								
2010	1	8	2	0	1	50	50	28	0.0000	0.0000	0.0000
	0.0927	0.0000	0.0000	0.0058	0.0072	0.0000	0.1275	0.0970	0.1005	0.3393	0.0938
	0.0361	0.0170	0.0000	0.0000	0.0000	0.0000	0.0169	0.0000	0.0000	0.0000	0.0000
	0.0092	0.0000	0.0000	0.0000	0.0000	0.0000	0.0000	0.0000	0.0000	0.0000	0.0570
	0.0000	0.0000	0.0000	0.0927	0.0000	0.0000	0.0058	0.0072	0.0000	0.1275	0.0970
	0.1005	0.3393	0.0938	0.0361	0.0170	0.0000	0.0000	0.0000	0.0000	0.0169	0.0000
	0.0000	0.0000	0.0000	0.0092	0.0000	0.0000	0.0000	0.0000	0.0000	0.0000	0.0000
	0.0000	0.0000	0.0570								
2010	1	8	2	0	1	52	52	44	0.0000	0.0000	0.0046
	0.0037	0.0081	0.0275	0.0108	0.0513	0.1008	0.2061	0.1840	0.1084	0.0193	0.0162
	0.0411	0.0000	0.0186	0.0201	0.0000	0.0000	0.0000	0.0000	0.0000	0.0000	0.0000
	0.0000	0.0000	0.0131	0.0000	0.0083	0.0000	0.0000	0.0000	0.0000	0.0000	0.1579
	0.0000	0.0000	0.0046	0.0037	0.0081	0.0275	0.0108	0.0513	0.1008	0.2061	0.1840
	0.1084	0.0193	0.0162	0.0411	0.0000	0.0186	0.0201	0.0000	0.0000	0.0000	0.0000
	0.0000	0.0000	0.0000	0.0000	0.0000	0.0131	0.0000	0.0083	0.0000	0.0000	0.0000
	0.0000	0.0000	0.1579								
2010	1	8	2	0	1	54	54	56	0.0000	0.0000	0.0000
	0.0000	0.0000	0.0000	0.1032	0.0226	0.0081	0.0254	0.1181	0.0795	0.0059	0.0282
	0.0000	0.0983	0.0000	0.0000	0.0119	0.0455	0.0000	0.0238	0.0000	0.0138	0.0118
	0.0000	0.0000	0.0317	0.0000	0.0000	0.0000	0.0000	0.0251	0.0053	0.0000	0.3419
	0.0000	0.0000	0.0000	0.0000	0.0000	0.0000	0.1032	0.0226	0.0081	0.0254	0.1181
	0.0795	0.0059	0.0282	0.0000	0.0983	0.0000	0.0000	0.0119	0.0455	0.0000	0.0238
	0.0000	0.0138	0.0118	0.0000	0.0000	0.0317	0.0000	0.0000	0.0000	0.0000	0.0251
	0.0053	0.0000	0.3419								
2010	1	8	2	0	1	56	56	53	0.0000	0.0000	0.0000
	0.0000	0.0000	0.0014	0.0019	0.0323	0.0423	0.0792	0.0121	0.0695	0.0191	0.0000
	0.0546	0.1501	0.0000	0.0279	0.0163	0.0000	0.0000	0.0584	0.0306	0.0000	0.0146
	0.0000	0.0000	0.0000	0.0798	0.0067	0.0181	0.0246	0.0000	0.0824	0.0000	0.1780
	0.0000	0.0000	0.0000	0.0000	0.0000	0.0014	0.0019	0.0323	0.0423	0.0792	0.0121
	0.0695	0.0191	0.0000	0.0546	0.1501	0.0000	0.0279	0.0163	0.0000	0.0000	0.0584
	0.0306	0.0000	0.0146	0.0000	0.0000	0.0000	0.0798	0.0067	0.0181	0.0246	0.0000
	0.0824	0.0000	0.1780								
2010	1	8	2	0	1	58	58	50	0.0000	0.0000	0.0000
	0.0000	0.0000	0.0164	0.0186	0.1264	0.0164	0.1321	0.0481	0.0232	0.0054	0.0000
	0.0000	0.0000	0.0398	0.0000	0.0087	0.0073	0.0049	0.0000	0.0584	0.0053	0.0327
	0.0000	0.0236	0.0405	0.0368	0.0120	0.0746	0.0697	0.0000	0.0000	0.0000	0.1992
	0.0000	0.0000	0.0000	0.0000	0.0000	0.0164	0.0186	0.1264	0.0164	0.1321	0.0481
	0.0232	0.0054	0.0000	0.0000	0.0000	0.0398	0.0000	0.0087	0.0073	0.0049	0.0000
	0.0584	0.0053	0.0327	0.0000	0.0236	0.0405	0.0368	0.0120	0.0746	0.0697	0.0000
	0.0000	0.0000	0.1992								
2010	1	8	2	0	1	60	60	30	0.0000	0.0000	0.0000
	0.0000	0.0111	0.0000	0.0414	0.0336	0.0283	0.0173	0.0542	0.0501	0.0000	0.0251
	0.0000	0.0080	0.0000	0.0254	0.0000	0.0000	0.0260	0.2197	0.0000	0.0000	0.0178
	0.0000	0.0209	0.0839	0.0000	0.0776	0.0000	0.0000	0.0000	0.0000	0.0000	0.2595
	0.0000	0.0000	0.0000	0.0000	0.0111	0.0000	0.0414	0.0336	0.0283	0.0173	0.0542
	0.0501	0.0000	0.0251	0.0000	0.0080	0.0000	0.0254	0.0000	0.0000	0.0260	0.2197
	0.0000	0.0000	0.0178	0.0000	0.0209	0.0839	0.0000	0.0776	0.0000	0.0000	0.0000
	0.0000	0.0000	0.2595								

```
2010    1       8       2       0       1       62      62      13      0.0000  0.0000  0.0000
        0.0000  0.0000  0.0000  0.0000  0.0000  0.0000  0.0910  0.2966  0.0388  0.0000  0.0000
        0.0000  0.0000  0.0744  0.0000  0.0000  0.0000  0.0000  0.0000  0.0000  0.0739  0.0000
        0.0000  0.0000  0.0000  0.0000  0.0000  0.0000  0.0260  0.0000  0.0000  0.0000  0.3993
        0.0000  0.0000  0.0000  0.0000  0.0000  0.0000  0.0000  0.0000  0.0000  0.0910  0.2966
        0.0388  0.0000  0.0000  0.0000  0.0000  0.0744  0.0000  0.0000  0.0000  0.0000  0.0000
        0.0000  0.0739  0.0000  0.0000  0.0000  0.0000  0.0000  0.0000  0.0000  0.0260  0.0000
        0.0000  0.0000  0.3993
2010    1       8       2       0       1       64      64      10      0.0000  0.0000  0.0000
        0.0000  0.0000  0.0000  0.0200  0.0200  0.0336  0.0672  0.0167  0.0437  0.0515  0.0000
        0.0000  0.0000  0.0167  0.0000  0.0000  0.0000  0.0325  0.0325  0.0000  0.0000  0.0000
        0.0000  0.0000  0.0000  0.0000  0.0000  0.0000  0.0000  0.0000  0.0000  0.0000  0.6656
        0.0000  0.0000  0.0000  0.0000  0.0000  0.0000  0.0200  0.0200  0.0336  0.0672  0.0167
        0.0437  0.0515  0.0000  0.0000  0.0000  0.0167  0.0000  0.0000  0.0000  0.0325  0.0325
        0.0000  0.0000  0.0000  0.0000  0.0000  0.0000  0.0000  0.0000  0.0000  0.0000  0.0000
        0.0000  0.0000  0.6656
2010    1       8       2       0       1       66      66      4       0.0000  0.0000  0.0000
        0.0000  0.0000  0.0000  0.0000  0.0000  0.0000  0.0000  0.3257  0.0000  0.0000  0.0000
        0.0000  0.0000  0.0000  0.0000  0.0000  0.0000  0.0000  0.0000  0.0000  0.0000  0.0000
        0.0000  0.0000  0.0000  0.0000  0.4288  0.0000  0.0000  0.0000  0.0000  0.0000  0.2455
        0.0000  0.0000  0.0000  0.0000  0.0000  0.0000  0.0000  0.0000  0.0000  0.0000  0.3257
        0.0000  0.0000  0.0000  0.0000  0.0000  0.0000  0.0000  0.0000  0.0000  0.0000  0.0000
        0.0000  0.0000  0.0000  0.0000  0.0000  0.0000  0.0000  0.4288  0.0000  0.0000  0.0000
        0.0000  0.0000  0.2455
2010    1       8       2       0       1       68      68      2       0.0000  0.0000  0.0000
        0.0000  0.0000  0.0000  0.0000  0.0000  0.0000  0.0000  0.0000  0.0000  0.0000  0.0000
        0.0000  0.0000  0.1621  0.0000  0.0000  0.0000  0.0000  0.0000  0.0000  0.0000  0.0000
        0.0000  0.0000  0.0000  0.0000  0.0000  0.0000  0.0000  0.0000  0.0000  0.0000  0.8379
        0.0000  0.0000  0.0000  0.0000  0.0000  0.0000  0.0000  0.0000  0.0000  0.0000  0.0000
        0.0000  0.0000  0.0000  0.0000  0.0000  0.1621  0.0000  0.0000  0.0000  0.0000  0.0000
        0.0000  0.0000  0.0000  0.0000  0.0000  0.0000  0.0000  0.0000  0.0000  0.0000  0.0000
        0.0000  0.0000  0.8379
2010    1       8       2       0       1       70      70      2       0.0000  0.0000  0.0000
        0.0000  0.0000  0.0000  0.0000  0.0000  0.0000  0.0000  0.0000  0.0000  0.1597  0.0000
        0.0000  0.0000  0.8403  0.0000  0.0000  0.0000  0.0000  0.0000  0.0000  0.0000  0.0000
        0.0000  0.0000  0.0000  0.0000  0.0000  0.0000  0.0000  0.0000  0.0000  0.0000  0.0000
        0.0000  0.0000  0.0000  0.0000  0.0000  0.0000  0.0000  0.0000  0.0000  0.0000  0.0000
        0.0000  0.1597  0.0000  0.0000  0.0000  0.8403  0.0000  0.0000  0.0000  0.0000  0.0000
        0.0000  0.0000  0.0000  0.0000  0.0000  0.0000  0.0000  0.0000  0.0000  0.0000  0.0000
        0.0000  0.0000  0.0000
2010    1       8       2       0       1       72      72      2       0.0000  0.0000  0.0000
        0.0000  0.0000  0.0000  0.0000  0.0000  0.0000  0.0000  0.0000  0.0000  0.0000  0.0000
        0.0000  0.0000  0.1320  0.0000  0.0000  0.0000  0.0000  0.0000  0.0000  0.0000  0.0000
        0.0000  0.0000  0.0000  0.0000  0.0000  0.0000  0.0000  0.0000  0.0000  0.0000  0.8680
        0.0000  0.0000  0.0000  0.0000  0.0000  0.0000  0.0000  0.0000  0.0000  0.0000  0.0000
        0.0000  0.0000  0.0000  0.0000  0.0000  0.1320  0.0000  0.0000  0.0000  0.0000  0.0000
        0.0000  0.0000  0.0000  0.0000  0.0000  0.0000  0.0000  0.0000  0.0000  0.0000  0.0000
        0.0000  0.0000  0.8680
2010    1       8       2       0       1       82      82      1       0.0000  0.0000  0.0000
        0.0000  0.0000  0.0000  0.0000  0.0000  0.0000  0.0000  1.0000  0.0000  0.0000  0.0000
        0.0000  0.0000  0.0000  0.0000  0.0000  0.0000  0.0000  0.0000  0.0000  0.0000  0.0000
        0.0000  0.0000  0.0000  0.0000  0.0000  0.0000  0.0000  0.0000  0.0000  0.0000  0.0000
        0.0000  0.0000  0.0000  0.0000  0.0000  0.0000  0.0000  0.0000  0.0000  0.0000  1.0000
        0.0000  0.0000  0.0000  0.0000  0.0000  0.0000  0.0000  0.0000  0.0000  0.0000  0.0000
        0.0000  0.0000  0.0000  0.0000  0.0000  0.0000  0.0000  0.0000  0.0000  0.0000  0.0000
        0.0000  0.0000  0.0000
# NWCBO Marginal ages updated for 2011 (N=8)
2003    1       8       0       0       1       -1      -1      -1      0.0117  0.0380  0.0432
        0.2797  0.2257  0.0631  0.0339  0.0338  0.0341  0.0094  0.0143  0.0073  0.0053  0.0082
        0.0192  0.0005  0.0278  0.0034  0.0029  0.0031  0.0040  0.0062  0.0067  0.0016  0.0049
        0.0053  0.0173  0.0037  0.0039  0.0031  0.0006  0.0025  0.0029  0.0048  0.0064  0.0614
        0.0117  0.0380  0.0432  0.2797  0.2257  0.0631  0.0339  0.0338  0.0341  0.0094  0.0143
        0.0073  0.0053  0.0082  0.0192  0.0005  0.0278  0.0034  0.0029  0.0031  0.0040  0.0062
        0.0067  0.0016  0.0049  0.0053  0.0173  0.0037  0.0039  0.0031  0.0006  0.0025  0.0029
        0.0048  0.0064  0.0614
2004    1       8       0       0       1       -1      -1      -1      0.0379  0.0256  0.0594
        0.1664  0.1951  0.1644  0.0536  0.0180  0.0146  0.0187  0.0092  0.0039  0.0023  0.0106
        0.0101  0.0095  0.0035  0.0137  0.0066  0.0099  0.0061  0.0058  0.0045  0.0015  0.0129
        0.0054  0.0091  0.0054  0.0042  0.0146  0.0014  0.0119  0.0082  0.0022  0.0117  0.0621
        0.0379  0.0256  0.0594  0.1664  0.1951  0.1644  0.0536  0.0180  0.0146  0.0187  0.0092
```

	0.0039	0.0023	0.0106	0.0101	0.0095	0.0035	0.0137	0.0066	0.0099	0.0061	0.0058
	0.0045	0.0015	0.0129	0.0054	0.0091	0.0054	0.0042	0.0146	0.0014	0.0119	0.0082
	0.0022	0.0117	0.0621								
2005	1	8	0	0	1	-1	-1	-1	0.0018	0.0824	0.0566
	0.1337	0.1567	0.1529	0.0720	0.0389	0.0141	0.0063	0.0179	0.0105	0.0172	0.0067
	0.0088	0.0160	0.0151	0.0113	0.0131	0.0094	0.0120	0.0087	0.0084	0.0089	0.0111
	0.0059	0.0061	0.0060	0.0070	0.0077	0.0056	0.0067	0.0029	0.0114	0.0042	0.0460
	0.0018	0.0824	0.0566	0.1337	0.1567	0.1529	0.0720	0.0389	0.0141	0.0063	0.0179
	0.0105	0.0172	0.0067	0.0088	0.0160	0.0151	0.0113	0.0131	0.0094	0.0120	0.0087
	0.0084	0.0089	0.0111	0.0059	0.0061	0.0060	0.0070	0.0077	0.0056	0.0067	0.0029
	0.0114	0.0042	0.0460								
2006	1	8	0	0	1	-1	-1	-1	0.0007	0.0030	0.0391
	0.0478	0.0870	0.0999	0.1643	0.0793	0.0396	0.0360	0.0243	0.0243	0.0092	0.0162
	0.0310	0.0071	0.0093	0.0153	0.0096	0.0236	0.0125	0.0171	0.0158	0.0064	0.0094
	0.0089	0.0035	0.0097	0.0052	0.0036	0.0041	0.0143	0.0015	0.0096	0.0064	0.1050
	0.0007	0.0030	0.0391	0.0478	0.0870	0.0999	0.1643	0.0793	0.0396	0.0360	0.0243
	0.0243	0.0092	0.0162	0.0310	0.0071	0.0093	0.0153	0.0096	0.0236	0.0125	0.0171
	0.0158	0.0064	0.0094	0.0089	0.0035	0.0097	0.0052	0.0036	0.0041	0.0143	0.0015
	0.0096	0.0064	0.1050								
2007	1	8	0	0	1	-1	-1	-1	0.0004	0.0119	0.0033
	0.0532	0.0405	0.0745	0.1131	0.1367	0.0708	0.0600	0.0205	0.0217	0.0156	0.0172
	0.0071	0.0138	0.0121	0.0140	0.0087	0.0182	0.0075	0.0147	0.0103	0.0157	0.0032
	0.0180	0.0118	0.0087	0.0205	0.0074	0.0062	0.0142	0.0022	0.0078	0.0061	0.1325
	0.0004	0.0119	0.0033	0.0532	0.0405	0.0745	0.1131	0.1367	0.0708	0.0600	0.0205
	0.0217	0.0156	0.0172	0.0071	0.0138	0.0121	0.0140	0.0087	0.0182	0.0075	0.0147
	0.0103	0.0157	0.0032	0.0180	0.0118	0.0087	0.0205	0.0074	0.0062	0.0142	0.0022
	0.0078	0.0061	0.1325								
2008	1	8	0	0	1	-1	-1	-1	0.1211	0.0037	0.0353
	0.0074	0.0159	0.0163	0.0568	0.0933	0.1186	0.0681	0.0420	0.0490	0.0273	0.0142
	0.0108	0.0080	0.0107	0.0118	0.0157	0.0136	0.0214	0.0093	0.0034	0.0125	0.0106
	0.0089	0.0114	0.0224	0.0087	0.0074	0.0164	0.0019	0.0033	0.0074	0.0062	0.1094
	0.1211	0.0037	0.0353	0.0074	0.0159	0.0163	0.0568	0.0933	0.1186	0.0681	0.0420
	0.0490	0.0273	0.0142	0.0108	0.0080	0.0107	0.0118	0.0157	0.0136	0.0214	0.0093
	0.0034	0.0125	0.0106	0.0089	0.0114	0.0224	0.0087	0.0074	0.0164	0.0019	0.0033
	0.0074	0.0062	0.1094								
2009	1	8	0	0	1	-1	-1	-1	0.0145	0.4743	0.0098
	0.0060	0.0035	0.0146	0.0220	0.0330	0.0349	0.0653	0.0559	0.0305	0.0111	0.0057
	0.0091	0.0106	0.0143	0.0062	0.0063	0.0044	0.0066	0.0096	0.0013	0.0043	0.0050
	0.0037	0.0031	0.0088	0.0029	0.0039	0.0060	0.0074	0.0046	0.0025	0.0102	0.0883
	0.0145	0.4743	0.0098	0.0060	0.0035	0.0146	0.0220	0.0330	0.0349	0.0653	0.0559
	0.0305	0.0111	0.0057	0.0091	0.0106	0.0143	0.0062	0.0063	0.0044	0.0066	0.0096
	0.0013	0.0043	0.0050	0.0037	0.0031	0.0088	0.0029	0.0039	0.0060	0.0074	0.0046
	0.0025	0.0102	0.0883								
2010	1	8	0	0	1	-1	-1	-1	0.1042	0.0071	0.3879
	0.0294	0.0035	0.0033	0.0135	0.0210	0.0198	0.0443	0.0597	0.0339	0.0181	0.0090
	0.0080	0.0165	0.0080	0.0044	0.0055	0.0031	0.0022	0.0120	0.0056	0.0077	0.0150
	0.0005	0.0024	0.0136	0.0171	0.0030	0.0045	0.0058	0.0014	0.0063	0.0012	0.1013
	0.1042	0.0071	0.3879	0.0294	0.0035	0.0033	0.0135	0.0210	0.0198	0.0443	0.0597
	0.0339	0.0181	0.0090	0.0080	0.0165	0.0080	0.0044	0.0055	0.0031	0.0022	0.0120
	0.0056	0.0077	0.0150	0.0005	0.0024	0.0136	0.0171	0.0030	0.0045	0.0058	0.0014
	0.0063	0.0012	0.1013								

0 # Number of mean size-at-age observations
0 # Number of environmental covariates
0 # Number of environmental observations
0 # Number of size-frequency methods to read
0 # No tagging data
0 # No morph composition data

999 # End of data file

14. Appendix D: SS Control file

```
#######################################
# 2011 sablefish control file
#######################################

## General controls ##
1 # N growth patterns
1 # N sub morphs within patterns

## Time block setup ##
4 # Number of block designs for time varying parameters
1 1 1 1 # Number of blocks for each
# Block definitions
1900 1996 # 1: Retention asymptote - HKL+POT
1900 1981 # 2: Retention asymptote - TWL
1942 1946 # 3: WWII retention L50 - HKL,POT+TWL
1900 2002 # 4: Pre-RCA selectivity parameters - HKL,POT+TWL

# Mortality and growth specifications
0.5         # Fraction female at birth
0           # M setup: 0=single parameter,1=breakpoints,2=Lorenzen,3=age-specific;4=age-specific,seasonal interpolation
1           # Growth model: 1=VB (L1, L2),2=VB (A0,Linf),3=Richards,4=Read vector of L@A
0.5         # Age for growth Lmin
30          # Age for growth Lmax
0.0         # Constant added to SD of LAA (0.1 mimics SS2v1 for compatibility only)
0           # Variability of growth: 0=CV~f(LAA), 1=CV~f(A), 2=SD~f(LAA), 3=SD~f(A), 4=Lognormal growth and SD~f(A)
1           # Maturity_option:  1=length logistic; 2=age logistic; 3=read age-maturity matrix by growth_pattern; 4=read age-fecundity;
5=read fec and wt from wtatage.ss
3           # First age allowed to mature
1           # Fecundity option:(1)eggs=Wt*(a+b*Wt),(2)eggs=a*L^b,(3)eggs=a*Wt^b
0           # Hermaphroditism option:  0=none; 1=age-specific fxn
1           # MG parm offset option: 1=none, 2= M,G,CV_G as offset from GP1, 3=like SS2v1
1           # MG parm env/block/dev_adjust_method: 1=standard; 2=logistic transform keeps in base bounds; 3=standard w/ no
bound check

# Lo    Hi    Init    Prior    Prior    Prior    Param    Env    Use    Dev    Dev    Dev
      Block  block
# bnd   bnd   value   mean     type     SD       phase    var    dev    minyr  maxyr  SD
      design switch
# Females
 0.01  0.11  0.087   -2.1791 3  0.3384   8        0   0   0   0   0        0   0   # M with 2011 prior from Owen
 22   30   25      22       -1       99   2   0   0   0   0   0        0   0   # Lmin
 60   70   64      66       -1       99   2   0   0   0   0   0        0   0   # Lmax
 0.15     0.35  0.33        0.25  -1        99   2   0   0   0   0   0     0   0   # VBK
 0.03  0.15  0.08    0.05  -1        99   2   0   0   0   0   0        0   0   # CV-young
 0.03  0.15  0.12    0.11     -1       99   2   0   0   0   0   0        0   0   # CV-old
# Males
 0.01  0.11  0.071  -2.0565 3  0.3375  8  0   0   0   0   0        0   0   # M with 2011 prior from Owen
 -3   3    0.0     0.0   -1        99   -50  0   0   0   0   0        0   0   # Lmin (set equal to females)
 50   60   56.0    0.0      -1       99   2   0   0   0   0   0        0   0   # Lmax
 0.2      0.5     0.41     0.0      -1       99   2   0   0   0   0   0     0   0   # VBK
 -3   3    0.0     0.0      -1       99   -50  0   0   0   0   0        0   0   # CV-young (set equal to females)
 0.03  0.15  0.08    0.0      -1   99   2   0   0   0   0   0   0   # CV-old
# Female weight-length updated for 2011
 0    1    0.0000034487 0  0    99       -50  0   0   0   0   0   0   0   # W-L 1
 0    4    3.266810 3.3     0        99       -50  0   0   0   0   0   0   0   # W-L exponent
# Female maturity updated for 2011
 57   59   58.0    55.0     0        99       -50  0   0   0   0   0   0   0   # L50
 -3   3    -0.13  -0.25  0        99       -50  0   0   0   0   0   0   0   # Slope
# Female fecundity (no fecundity relationship as in 2007)
 -3   3    1    1    0        99       -50  0   0   0   0   0   0   0   # Eggs/gm intercept
 -3   3    0    0    0        99       -50  0   0   0   0   0   0   0   # Eggs per gram slope
# Male weight-length updated for 2011
 0    1    0.0000036724 0   0        99       -50  0   0   0   0   0   0   0   # W-L 1
 0    4    3.250904 3.3     0        99       -50  0   0   0   0   0   0   0   # W-L exponent
# Unused recruitment and growth distribution parameters
 -4   4    0    0    -1       99       -50  0   0   0   0   0   0   0   # Rec distribution by growth pattern
 -4   4    0    0    -1       99       -50  0   0   0   0   0   0   0   # Rec distribution
```

```
 -4   4    0    0    -1          99          -50   0    0    0    0    0    0    0  # Rec distribution
 -4   4    0    0    -1          99          -50   0    0    0    0    0    0    0  # Cohort growth deviation
 0 0 0 0 0 0 0 0 0 0 # MGparm seasonal effects setup array

### Spawner-recruit section ###
3 # S-R function: 1=B-H w/flat top, 2=Ricker, 3=standard B-H, 4=no steepness or bias adjustment
# Lo      Hi      Init      Prior     Prior     Prior     Param
# bnd     bnd     value     mean      type      SD        phase
 8.0  12          10.6   9.8   -1     99        7   # R0
 0.20 1.0         0.6       0.6       2         0.223     -9  # Steepness (h)
 0.2  1.5         1.1    0.6  -1       99        -50 # Sigma-r

 -1   1    0    0    -1          99          -50 # Environmental coefficient
 -1   1    0    0    -1          99          -50 # Non-equlibrium recruitment (R1)
 -1   1    0    0    -1          99          -50 # Autocorrelation (not implemented)
0 # Index of environmental variable to be used
0 # SR environmental target: 0=none;1=devs;_2=R0;_3=steepness
1 # Recruitment deviation type: 0=none; 1=devvector; 2=simple deviations

# Recruitment deviations
###2011### Retune this section
1965      # Start year standard recruitment devs
2010      # End year standard recruitment devs
6         # Rec Dev phase

1 # Read 11 advanced recruitment options: 0=no, 1=yes
1851      # Start year for early rec devs
6         # Phase for early rec devs
6         # Phase for forecast recruit deviations
1         # Lambda for forecast rec devs before endyr+1
1974      # Last recruit dev with no bias_adjustment
1980      # First year of full bias correction (linear ramp from year above)
2010      # Last year for full bias correction in_MPD
2011      # First_recent_yr_nobias_adj_in_MPD
0.95      # Maximum bias adjustment in MPD
0         # Period of cycles in recruitment (N parms read below)
-4        # Lower bound rec devs
4         # Upper bound rec devs
0         # Read init values for rec devs

# Fishing mortality setup
0.02      # F ballpark for tuning early phases
2000      # F ballpark year
1         # F method:  1=Pope's; 2=Instan. F; 3=Hybrid
0.9       # Max F or harvest rate (depends on F_Method)

# Init F parameters by fleet
# Lo      Hi      Init      Prior     Prior     Prior     Param
# bnd     bnd     value     mean      type      SD        phase
 -1       1       0.0       0.0       -1    99    -1  # HKL
 -1       1       0.0       0.0       -1    99    -1  # POT
 -1       1       0.0       0.0       -1    99    -1  # TWL

# Catchability setup
# A=do power: 0=skip, survey is prop. to abundance, 1= add par for non-linearity
# B=env. link: 0=skip, 1= add par for env. effect on Q
# C=extra SD: 0=skip, 1= add par. for additive constant to input SE (in ln space)
# D=type: <0=mirror lower abs(#) fleet, 0=no par Q is median unbiased, 1=no par Q is mean unbiased, 2=estimate par for ln(Q)
#          3=ln(Q) + set of devs about ln(Q) for all years. 4=ln(Q) + set of devs about Q for indexyr-1
# A   B   C   D
# Create one par for each entry > 0 by column
 0   0     0   0     # HKL
 0   0     0   0     # POT
 0   0     0   0     # TWL
 0   0     0   0     # ENV
 0   0     1   4     # AKSHLF
 0   0     1   0     # AKSLP
 0   0     1   0     # NWSLP
 0   0     1   0     # NWCBO
```

```
# Q parameters
1 # Par setup: 0=read one par for each fleet with random q; 1=read a parm for each year of index

# Lo      Hi      Init    Prior   Prior   Prior   Param
# bnd     bnd     value   mean    type    SD      phase
  0.1     1.3     0.15    0.0     -1      99    3  # AKSHLF extra SD
  0.001   0.7     0.05    0.0     -1      99    3  # AKSLP extra SD
  0.001   0.8     0.05    0.0     -1      99    3  # NWSLP extra SD
  0.001   0.4     0.002   0.0     -1      99    3  # NWCBO extra SD

  -3      0.5     -0.2    0       -1      99      1   # Early period AKSHLF log(q) base parameter (1980)
  -2      2       0       0       -1      99      -50 # AKSHLF 1983 deviation
  -2      2       0       0       -1      99      -50 # AKSHLF 1986 deviation
  -2      2       0       0       -1      99      -50 # AKSHLF 1989 deviation
  -2      2       0       0       -1      99      -50 # AKSHLF 1992 deviation
  -2      3       0.6     0       -1      99      1   # Late period AKSHLF 1995 deviation
  -2      2       0       0       -1      99      -50 # AKSHLF 1998 deviation
  -2      2       0       0       -1      99      -50 # AKSHLF 2001 deviation
  -2      2       0       0       -1      99      -50 # AKSHLF 2004 deviation

 # Q AKSLP is analytically calculated
 # Q NWSHLF is analytically calculated
 # Q NWCBO is analytically calculated

#_SELEX_&_RETENTION_PARAMETERS
# Size-based setup
# A=Selex option: 1-24
# B=Do_retention: 0=no, 1=yes
# C=Male offset to female: 0=no, 1=yes
# D=Extra input (#)
#  A      B   C      D
# Size selectivity
   0    2   0   0    # HKL
   0    2   0   0    # POT
   0    2   0   0    # TWL
   31   0   0   0    # ENV
   0    0   0   0    # AKSHLF
   0    0   0   0    # AKSLP
   0    0   0   0    # NWSLP
   0    0   0   0    # NWCBO
# Age selectivity
   27   0   1   4    # HKL
   27   0   1   4    # POT
   27   0   1   5    # TWL
   11   0   0   0    # ENV
   20   0   0   0    # AKSHLF
   20   0   0   0    # AKSLP
   20   0   0   0    # NWSLP
   20   0   0   0    # NWCBO

# Selectivity parameters
# Lo      Hi      Init    Prior   Prior   Prior   Param   Env     Use     Dev     Dev     Dev
        Block   block
# bnd     bnd     value   mean    type    SD      phase   var     dev     minyr   maxyr   SD
        design  switch

### Length-based selectivity, retention and discard mortality section ###
# HKL Length-based retention
  25    45      39      30      -1      99      6       0       0       0       0       0       3       2   # Retention L50
  0.001 4.0 1.0 1       -1      99      -6      0       0       0       0       0       0       0   # slope_for_retention
  0.7   1.0     0.8     1       -1      99      6       0       0       0       0       0       1       2   #
asymptotic_retention
  -10   10      0.0     0       -1      99      -50     0       0       0       0       0       0       0   #
male_offset_on_inflection
# HKL Length-based discard mortality
  8     70      28      18      -1      99      -50     0       0       0       0       0       0       0   #
inflection_for_discard mortality
  0.001 2.0     0.01    1       -1      99      -50     0       0       0       0       0       0       0   #
slope_for_discard mortality
```

```
 0.01      0.8       0.20      0.1       -1        99    -50          0        0        0    0    0        0
          0  # asymptotic discard mortality (mortality rate)
 -10  10    0.0       0.0       -1        99    -50          0        0        0    0    0        0        0  #
male_offset_discard mortality
# POT Length-based retention
 35   60    45    30    -1      99    6    0        0        0    0    0        3        2  # inflection_for_retention
 3    20    5.0       1    -1    99    6    0        0        0    0    0        0        0  # slope_for_retention
 0.6  1.0   1.0       1    -1    99    -6   0        0        0    0    0        1        2  # asymptotic_retention
 -10  10    0.0       0    -1    99    -50           0        0        0    0    0        0        0  #
male_offset_on_inflection
# POT Length-based discard mortality
 8    70    28    18    -1      99    -50           0        0        0    0    0        0        0  #
inflection_for_discard mortality
 0.001 2.0  0.01      1    -1    99    -50           0        0        0    0    0        0        0  #
slope_for_discard mortality
 0.01      0.8       0.20      0.1       -1        99    -50          0        0        0    0    0        0
          0  # asymptotic discard mortality (mortality rate)
 -10  10    0.0       0.0       -1        99    -50          0        0        0    0    0        0        0  #
male_offset_discard mortality
# TWL Length-based retention
 35   55    40    32    -1    99    6    0        0        0    0    0        3        2  # inflection_for_retention
 1         5.0       3.3       1    -1    99    6    0        0        0    0    0        0        0  #
slope_for_retention
 0.7  1.0   0.9       1    -1    99    6    0        0        0    0    0        2        2  # asymptotic_retention
 -10  10    0.0       0    -1    99    -50           0        0        0    0    0        0        0  #
male_offset_on_inflection
# TWL Length-based discard mortality
 8    70    28    18    -1    99    -50       0        0        0    0    0        0        0  # inflection_for_discard
mortality
 0.001 2.0  0.01      1    -1    99    -50           0        0        0    0    0        0        0  #
slope_for_discard mortality
 0.1  0.8   0.50  0.5         -1    99    -50       0        0        0    0    0        0        0  # asymptotic
discard mortality (mortality rate)
 -10  10    0.0       0    -1    99    -50           0        0        0    0    0        0        0  #
male_offset_discard mortality

### Age-based selectivity section ###
# HKL Age-based cubic spline selectivity
 -2        2         0         0         -1        99        -99       0 0 0 0 0 0 0 # Auto generate switch
 -5        5.0       1         0         -1        99        5         0 0 0 0 0 0 0 # Gradient at first node
 -5        2.0       0         0         -1        99        5         0 0 0 0 0 0 0 # Gradient at last node
 0         35        2         0         -1        99        -99       0 0 0 0 0 0 0 # Age for node 1
 0         35        6         0         -1        99        -99       0 0 0 0 0 0 0 # Age for node 2
 0         35        9         0         -1        99        -99       0 0 0 0 0 0 0 # Age for node 3
 0         35        13        0         -1        99        -99       0 0 0 0 0 0 0 # Age for node 4
 -5        3         -0.5      0         -1        99        5         0 0 0 0 0 0 0 # log(unscaled sel) at node 1
 -5        3         0         0         -1        99        -99       0 0 0 0 0 0 0 # log(unscaled sel) at node 3
 -5        3         0         0         -1        99        5         0 0 0 0 0 4 2 # log(unscaled sel) at node 2
 -5        3         -0.6      0         -1        99        5         0 0 0 0 0 4 2 # log(unscaled sel) at node 4
# HKL Age-based male offset selectivity
 1         25        10        0         -1        99        -99       0 0 0 0 0 0 0 # Age at dogleg
 -1        1         0         0         -1        99        -99       0 0 0 0 0 0 0 # Log(relative selectivity) at age 0
 -3        1         0         0         -1        99        5         0 0 0 0 0 0 0 # Log(relative selectivity) at dogleg
 -4        1         0         0         -1        99        5         0 0 0 0 0 0 0 # Log(relative selectivity) at max age
# POT Age-based cubic spline selectivity
 -2        2         0         0         -1        99        -99       0 0 0 0 0 0 0 # Auto generate switch
 -2        5.0       1         0         -1        99        5         0 0 0 0 0 0 0 # Gradient at first node
 -5        2.0       0         0         -1        99        5         0 0 0 0 0 0 0 # Gradient at last node
 0         35        2         0         -1        99        -99       0 0 0 0 0 0 0 # Age for node 1
 0         35        4         0         -1        99        -99       0 0 0 0 0 0 0 # Age for node 2
 0         35        8         0         -1        99        -99       0 0 0 0 0 0 0 # Age for node 3
 0         35        12        0         -1        99        -99       0 0 0 0 0 0 0 # Age for node 4
 -5        3         -0.5      0         -1        99        5         0 0 0 0 0 0 0 # log(unscaled sel) at node 1
 -5        3         0         0         -1        99        5         0 0 0 0 0 4 2 # log(unscaled sel) at node 2
 -5        3         0         0         -1        99        -99       0 0 0 0 0 0 0 # log(unscaled sel) at node 3
 -5        3         -0.6      0         -1        99        5         0 0 0 0 0 4 2 # log(unscaled sel) at node 4
# POT Age-based male offset selectivity
 1         25        10        0         -1        99        -99       0 0 0 0 0 0 0 # Age at dogleg
 -1        1         0         0         -1        99        -99       0 0 0 0 0 0 0 # Log(relative selectivity) at age 0
 -3        1         0         0         -1        99        5         0 0 0 0 0 0 0 # Log(relative selectivity) at dogleg
```

```
 -4      1       0       0       -1      99      5       0 0 0 0 0 0 0 # Log(relative selectivity) at max age
# TWL Age-based cubic spline selectivity
 -2      2       0       0       -1      99      -99     0 0 0 0 0 0 0 # Auto generate switch
 -1      5.0     1       0       -1      99      5       0 0 0 0 0 0 0 # Gradient at first node
 -5      2.0     0       0       -1      99      5       0 0 0 0 0 0 0 # Gradient at last node
 0       35      1       0       -1      99      -99     0 0 0 0 0 0 0 # Age for node 1
 0       35      2       0       -1      99      -99     0 0 0 0 0 0 0 # Age for node 2
 0       35      4       0       -1      99      -99     0 0 0 0 0 0 0 # Age for node 3
 0       35      8       0       -1      99      -99     0 0 0 0 0 0 0 # Age for node 4
 0       35      12      0       -1      99      -99     0 0 0 0 0 0 0 # Age for node 5
 -5      3       -0.5    0       -1      99      5       0 0 0 0 0 0 0 # log(unscaled sel) at node 1
 -5      3       0       0       -1      99      5       0 0 0 0 0 4 2 # log(unscaled sel) at node 2
 -5      3       0       0       -1      99      -99     0 0 0 0 0 0 0 # log(unscaled sel) at node 3
 -5      3       -0.6    0       -1      99      5       0 0 0 0 0 4 2 # log(unscaled sel) at node 4
 -5      3       -1.2    0       -1      99      5       0 0 0 0 0 0 0 # log(unscaled sel) at node 5
# TWL Age-based male offset selectivity
 1       25      4       0       -1      99      -99     0 0 0 0 0 0 0 # Age at dogleg
 -1      1       0       0       -1      99      -99     0 0 0 0 0 0 0 # Log(relative selectivity) at age 0
 -3      1       0       0       -1      99      5       0 0 0 0 0 0 0 # Log(relative selectivity) at dogleg
 -1      1       0       0       -1      99      5       0 0 0 0 0 0 0 # Log(relative selectivity) at max age
# ENV series min and max age
 0.0     5.0     0.1     3       -1      99      -99     0 0 0 0 0 0 0 # Min age
 1       60      50      3       -1      99      -99     0 0 0 0 0 0 0 # Max age
# AKSHLF Age-based cubic spline selectivity
 1       12      1.5     1       -1      99      -4      0       0       0       0       0       0
         0   # PEAK
 -5      5   -4.0        0.3     -1      99      -4      0       0       0       0       0       0       0   # TOP
 0.001 10        0.5     5       -1      99      -4      0       0       0       0       0       0       0   # ASC-
WIDTH
 0.001 10        0.6     4       -1      99      4       0       0       0       0       0       0       0   # DSC-
WIDTH
 -5      5       -3.2    -5      -1      99      4       0       0       0       0       0       0       0   # INIT
 -5      5       -4.99   -5      -1      99      -4      0       0       0       0       0       0       0   #
FINAL
# AKSLP Age-based cubic spline selectivity
 1       12      4.0     1       -1      99      4       0       0       0       0       0       0
         0   # PEAK
 -5      5   -4.0        0.3     -1      99      -4      0       0       0       0       0       0       0   # TOP
 0.001 10        0.1     5       -1      99      -4      0       0       0       0       0       0       0   # ASC-
WIDTH
 0.001 10        0.1     4       -1      99      4       0       0       0       0       0       0       0   # DSC-
WIDTH
 -5      5       0.0     -5      -1      99      4       0       0       0       0       0       0       0   # INIT
 -5      5       -0.2    -5      -1      99      4       0       0       0       0       0       0       0   #
FINAL
# NWSLP Age-based cubic spline selectivity
 1       12      3.0     1       -1      99      -4      0       0       0       0       0       0
         0   # PEAK
 -5      5   -4.0        0.3     -1      99      -4      0       0       0       0       0       0       0   # TOP
 0.001 10        1.2     5       -1      99      4       0       0       0       0       0       0       0   # ASC-
WIDTH
 0.001 10        0.6     4       -1      99      4       0       0       0       0       0       0       0   # DSC-
WIDTH
 -5      5       0.0     -5      -1      99      4       0       0       0       0       0       0       0   # INIT
 -5      5       -0.2    -5      -1      99      4       0       0       0       0       0       0       0   #
FINAL
# NWCBO Age-based cubic spline selectivity
 0.1 5   1.5     1       -1      99      -4      0       0       0       0       0       0       0   #
PEAK
 -5      5   -4.0        0.3     -1      99      -4      0       0       0       0       0       0       0   # TOP
 0.001 5         0.5     5       -1      99      -4      0       0       0       0       0       0       0   # ASC-
WIDTH
 0.001 10        4       4       -1      99      4       0       0       0       0       0       0       0   # DSC-
WIDTH
 -5      5       0.0 -5  -1      99      4       0       0       0       0       0       0       0   # INIT
 -5      5       -1.9    -5      -1      99      4       0       0       0       0       0       0       0   #
FINAL
1 # Custom time-block setup - 1 = read one line for each parameter

# Lo      Hi      Init    Prior   Prior   Prior   Param
```

```
# bnd     bnd     value     mean     type     SD     phase
# HKL Length-based retention L50
  25   45          25    30    -1     99    -99  # 1942-1946
# HKL Length-based retention asymptote
  0.7  1.0         1.0     1    -1     99    -99  # 1900-1996
# POT Length-based retention L50
  25   45          25    30    -1     99    -99  # 1942-1946
# POT Length-based retention asymptote
  0.7  1.0         1.0     1    -1     99    -99  # 1900-1996
# TWL Length-based retention L50
  25   45          25    30    -1     99    -99  # 1942-1946
# TWL Length-based retention asymptote
  0.7  1.0         1.0     1    -1     99    -99  # 1900-1981
# HKL Age-based cubic spline selectivity
 -5      3      0      0      -1      99      5      # 1900-2002
 -5      3      -0.6   0      -1      99      5      # 1900-2002
# POT Age-based cubic spline selectivity
 -5      3      0      0      -1      99      5      # 1900-2002
 -5      3      -0.6   0      -1      99      5      # 1900-2002
# TWL Age-based cubic spline selectivity
 -5      3      0      0      -1      99      5      # 1900-2002
 -5      3      -0.6   0      -1      99      5      # 1900-2002

1 # Time-block adjust method - 1 = direct, no transformation

0 # Tagging flag: 0=no tagging parameters,1=read tagging parameters

### Likelihood related quantities ###
1 # Do variance/sample size adjustments by fleet (1)
# # Component

###2011### Retune these
# HKL    POT    TWL    ENV AKSHLF AKSLP NWSLP NWCBO
  0     0     0     0  0     0     0     0      # Constant added to index CV
  0.015  0.024  0.097  0  0     0     0     0      # Constant added to discard SD
  0.657       0.763       0.160  0  0     0     0     0      # Constant added to body weight SD
  0.25   1.00   0.19   1   0.18   1.00  1.00  0.68    # multiplicative scalar for length comps
  0.85   1.00   1.00   1   0.24   0.01  0.22  0.17    # multiplicative scalar for agecomps
  1     1     1     1  1     1     1     1      # multiplicative scalar for length at age obs

1  # Lambda phasing: 1=none, 2+=change beginning in phase 1
1  # Growth offset likelihood constant for Log(s): 1=include, 2=not

1 # N changes to default Lambdas (1.0)
 # Component codes:
 #  1=Survey, 2=discard, 3=mean body weight, 4=length frequency, 5=age frequency, 6=Weight frequency
 #  7=size at age, 8=catch, 9=initial equilibrium catch
 #  10=rec devs, 11=parameter priors, 12=parameter devs, 13=Crash penalty
 # Component fleet phase value wtfreq_method
1 4 1 0.0 1 # Turn off ENV

0 # Extra SD reporting switch

999 # End control file
```

15. Appendix E: SS Starter file

```
#############################
# 2011 sablefish starter file
#############################

# Input files
2011_sablefish_data.SS
2011_sablefish_control.SS

0 # Initial value switch: 0=control file,1=ss3.par
1 # DOS display detail: 0,1,2
1 # Detailed age-structured reports in REPORT.SSO: 0,1
0 # Write checkup.sso file: 0,1
0 # Write ParmTrace.sso: 0=no,1=good+active,2=good+all,3=every_iter+all,4=every+active
0 # Write to cumreport.sso: 0=no,1=like+timeseries,2=add survey fits
0 # Include prior_like for non-estimated parameters: 0=no,1=yes
0 # Use Soft Boundaries to aid convergence: 0=no,1=yes
0 # N new datafiles to produce: 1=input, 2=estimates, 3+ bootstraps

25 # Last phase for estimation

1 # MCeval burn-in
1 # MCeval thinning interval
0 # Jitter initial values by this fraction of bounds
-1 # Min yr for sdreport outputs (-1 for styr)
-2 # Max yr for sdreport outputs (-1 for endyr; -2 for endyr+Nforecastyrs
0 # N individual STD years

0.00001 # Final convergence criteria

0 # Retrospective year relative to end year
4 # Min age for summary biomass
1 # Depletion basis:  denom is: 0=skip; 1=rel X*B0; 2=rel X*Bmsy; 3=rel X*B_styr
1.0 # Fraction (X) for Depletion denominator (e.g. 0.4)
1 # SPR_report_basis:  0=skip; 1=(1-SPR)/(1-SPR_tgt); 2=(1-SPR)/(1-SPR_MSY); 3=(1-SPR)/(1-SPR_Btarget); 4=rawSPR
1 # F_report_units: 0=skip; 1=exploitation(Bio); 2=exploitation(Num); 3=sum(Frates); 4=true F for range of ages
# If option 4 above, min and max age for avg F
0 # F_report_basis: 0=raw; 1=F/Fspr; 2=F/Fmsy ; 3=F/Fbtgt

999 # End of file
```

16. Appendix F: SS Forecast file

```
#############################
# 2011 sablefish forecast file
#############################

1           # Do benchmarks: 0=no,1=calculate F_spr,F_btgt,F_msy
2           # MSY definition: 1=set to F(SPR), 2=calc F(MSY), 3=set to F(Btgt); 4=set to F(endyr)
0.45        # SPR target
0.4         # Biomass target
# Benchmark years: beg_bio, end_bio, beg_selex, end_selex, beg_relF, end_relF
# Enter actual year, -999 for styr, 0 or -integer to be rel. endyr
 2007 2009 2007 2009 2007 2009
2           # Benchmark relative F: 1=use year range, 2=set relF same as forecast below
1           # Do forecast: 0=none,1=F(SPR), 2=F(MSY), 3=F(Btgt), 4=Avg F (uses first-last relF yrs), 5=input annual F scalar
12          # N forecast years
1           # F scalar (only used for Do_Forecast==5)
# Forecast years: beg_selex, end_selex, beg_relF, end_relF
 2007 2009 2007 2009
1           # Control rule method (1=catch=f(SSB) west coast; 2=F=f(SSB) )
0.4         # Control rule Biomass level for constant F (as frac of Bzero, e.g. 0.40)
0.1         # Control rule Biomass level for no F (as frac of Bzero, e.g. 0.10)
1           # Control rule target as fraction of Flimit (e.g. 0.75)
3           # N forecast loops (1-3) (fixed at 3 for now)
3           # First forecast loop with stochastic recruitment
-1          # Forecast loop control #3 (reserved for future bells&whistles)
0           # Forecast loop control #4 (reserved for future bells&whistles)
0           # Forecast loop control #5 (reserved for future bells&whistles)
2013        # FirstYear for caps and allocations (should be after years with fixed inputs)
0           # stddev of log(realized catch/target catch) in forecast (set value>0.0 to cause active impl_error)
0           # Do West Coast gfish rebuilder output (0/1)
1999        # Rebuilder:  first year catch could have been set to zero (Ydecl)(-1 to set to 1999)
2002        # Rebuilder:  year for current age structure (Yinit) (-1 to set to endyear+1)
1           # fleet relative F:  1=use first-last alloc year; 2=read seas(row) x fleet(col) below
2           # Forecast catch tuning, catch caps, allocation: 2=deadbio; 3=retainbio; 5=deadnum; 6=retainnum
-1 -1 -1 # max totalcatch by fleet (-1 to have no max) enter value for each fleet
-1      # max totalcatch by area (-1 to have no max) enter value for each area
 1  1  1 # fleet assignment to allocation group (enter group ID# for each fleet, 0 for not included in an alloc group)
1           # allocation fraction for each of: 1 allocation groups
6           # Number of forecast catch levels to input (else calc catch from forecast F)
2           # basis for input Fcast catch:  2=dead catch; 3=retained catch; 99=input Hrate(F) (units are from fleetunits; note new codes
in SSV3.20)
2011 1 1 2816 #
2011 1 2 832  #
2011 1 3 3164 #
2012 1 1 2747 #
2012 1 2 812  #
2012 1 3 3086 #

999 # End of file
```