

Status of the U.S. canary rockfish resource in 2007

Ian J. Stewart
National Marine Fisheries Service
Northwest Fisheries Science Center
2725 Montlake Blvd. E.
Seattle WA, 98112
206-302-2447 (phone)
206-860-6792 (fax)
Ian.Stewart@noaa.gov

15 October, 2007

Table of Contents

| | |
|--|----|
| Executive Summary | 4 |
| Stock | 4 |
| Catches | 4 |
| Data and Assessment | 5 |
| Stock biomass | 6 |
| Recruitment | 7 |
| Reference points | 9 |
| Exploitation status | 9 |
| Management performance | 12 |
| Unresolved problems and major uncertainties | 13 |
| Forecasts | 13 |
| Decision table | 14 |
| Research and data needs | 16 |
| Rebuilding projections | 17 |
| 1. Introduction | 21 |
| 1.1 Distribution and Stock Structure | 21 |
| 1.2 Life history and ecosystem interactions | 22 |
| 1.3 Historical and Current Fishery | 23 |
| 1.4 Management History and performance | 23 |
| 1.5 Fisheries in Canada and Alaska | 25 |
| 2. Assessment | 26 |
| 2.1 Fishery Independent Data | 27 |
| 2.1.1 NWFSC trawl survey | 27 |
| 2.1.2 Triennial trawl survey | 29 |
| 2.1.3 Pre-recruit survey | 31 |
| 2.1.4 Canadian survey data | 32 |
| 2.1.5 Other fishery independent data | 32 |
| 2.2 Biological Data | 33 |
| 2.2.1 Weight-Length | 33 |
| 2.2.2 Maturity and fecundity | 34 |
| 2.2.3 Natural Mortality | 34 |
| 2.2.4 Ageing Precision and Bias | 35 |
| 2.2.5 Research removals | 37 |
| 2.3 Fishery Dependent Data | 38 |
| 2.3.1 Historical Catch Reconstruction | 38 |
| 2.3.2 Recent Landings (1981 to present) | 39 |
| 2.3.3 Discards | 39 |
| 2.3.4 Recreational Fishery | 41 |
| 2.3.5 Foreign Catches | 42 |
| 2.3.6 Fishery Logbooks | 42 |
| 2.3.7 Fishery Biological Sampling | 42 |
| 2.4 History of Modeling Approaches | 44 |
| 2.4.1 Previous assessments | 44 |
| 2.4.2 Pre-assessment workshop, GAP and GMT input | 47 |
| 2.4.3 Response to the review panel recommendations in 2005 | 48 |

| | |
|--|-----|
| 2.5 Model Description | 50 |
| 2.5.1 <i>Link from the 2005 to current assessment model</i> | 50 |
| 2.5.2 <i>Summary of data for fleets and areas</i> | 51 |
| 2.5.3 <i>Modeling software</i> | 51 |
| 2.5.4 <i>Sample Weighting</i> | 51 |
| 2.5.5 <i>Priors</i> | 52 |
| 2.5.6 <i>General model specifications</i> | 53 |
| 2.5.7 <i>Estimated and fixed parameters</i> | 53 |
| 2.6 Model Selection and Evaluation | 54 |
| 2.6.1 <i>Key assumptions and structural choices</i> | 54 |
| 2.6.2 <i>Alternate models explored</i> | 55 |
| 2.6.3 <i>Convergence status</i> | 57 |
| 2.7 Response to STAR panel recommendations | 57 |
| 2.8 Base case model results | 58 |
| 2.9 Uncertainty and Sensitivity Analysis..... | 61 |
| 2.9.1 <i>Sensitivity analysis</i> | 61 |
| 2.9.2 <i>Retrospective analysis</i> | 62 |
| 2.9.3 <i>Likelihood profiles</i> | 62 |
| 2.9.4 <i>Parametric bootstrap using SS2</i> | 63 |
| 3. Rebuilding parameters | 63 |
| 4. Reference points..... | 63 |
| 5. Harvest projections and decision tables..... | 65 |
| 6. Regional management considerations..... | 65 |
| 7. Research needs..... | 65 |
| 8. Acknowledgements..... | 66 |
| 9. Literature cited..... | 68 |
| 10. Tables..... | 73 |
| 11. Figures..... | 111 |
| 12. Appendix A: Fits to fishery length and age data with diagnostics | 200 |
| 13. Appendix B: SS2 Data file..... | 263 |
| 14. Appendix C: SS2 Control file..... | 351 |
| 15. Appendix D: SS2 Starter file | 361 |
| 16. Appendix E: SS2 Forecast file..... | 362 |

Executive Summary

Stock

This assessment reports the status of the canary rockfish (*Sebastes pinniger*) resource off the coast of the United States from southern California to the U.S.-Canadian border using data through 2006. The resource is modeled as a single stock. Spatial aspects of the coast-wide population are addressed through geographic separation of data sources/fleets where possible and consideration of residual patterns that may be a result of inherent stock structure. There is currently no genetic evidence that there are distinct biological stocks of canary rockfish off the U.S. coast and very limited tagging data to describe adult movement, which may be significant across depth and latitude. Future efforts to specifically address regional management concerns will require a more spatially explicit model that likely includes the portion of the canary rockfish stock residing in Canadian waters off Vancouver Island.

Catches

Catch of canary rockfish is first reported in 1916 in California. Since that time, annual catch has ranged from 46.5 mt in 2004 to 5,544 in 1982 and totaled almost 150,000 mt over the time-series. Canary rockfish have been primarily caught by trawl fleets, on average comprising ~85% of the annual catches, with the Oregon fleet removing as much as 3,941 mt in 1982. Historically just 10% of the catches have come from non-trawl commercial fisheries, although this proportion reached 24% and 358 mt in 1997. Recreational removals have averaged just 6% of the total catch, historically, but have become relatively more important as commercial landings have been substantially reduced in recent years. Recreational catches reached 59% of the total with 30 mt caught in 2003. Total catches after 1999 have been reduced by an order of magnitude in an attempt to rebuild a stock determined to be overfished on the basis of the 1999 assessment.

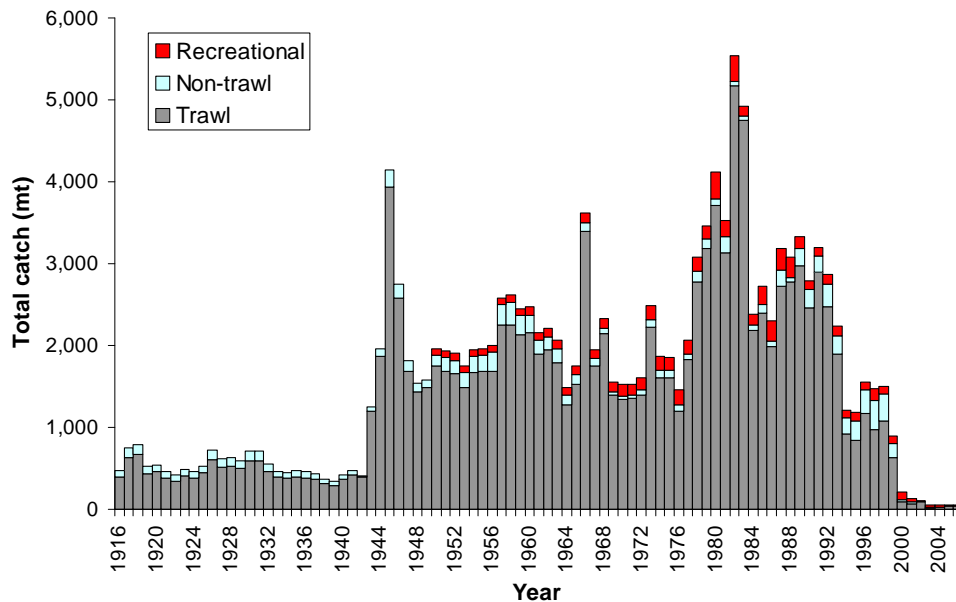


Figure a. Canary rockfish catch history by major source, 1916-2006.

Table a. Recent commercial fishery catches (mt) by fleet.

| Year | Southern California trawl | Northern California trawl | Oregon trawl | Washington trawl | Southern California non-trawl | Northern California non-trawl | Oregon- Washington non-trawl | At-sea whiting bycatch |
|------|---------------------------------|---------------------------------|-----------------|---------------------|-------------------------------------|-------------------------------------|------------------------------------|------------------------------|
| 1997 | 31.96 | 142.66 | 589.85 | 203.44 | 29.78 | 73.80 | 254.42 | 3.63 |
| 1998 | 8.41 | 149.45 | 716.05 | 203.01 | 23.33 | 57.25 | 250.13 | 5.47 |
| 1999 | 7.36 | 96.25 | 387.85 | 139.97 | 8.53 | 28.59 | 123.97 | 5.63 |
| 2000 | 1.71 | 11.24 | 46.62 | 32.66 | 2.52 | 5.50 | 10.25 | 2.35 |
| 2001 | 1.44 | 9.43 | 33.13 | 19.65 | 1.60 | 4.96 | 11.00 | 4.05 |
| 2002 | 0.36 | 14.62 | 32.60 | 33.29 | 0.02 | 0.08 | 3.15 | 5.24 |
| 2003 | 0.23 | 0.31 | 5.02 | 6.24 | 0.00 | 0.08 | 6.89 | 0.93 |
| 2004 | 0.61 | 1.95 | 7.67 | 7.73 | 0.02 | 0.06 | 4.68 | 5.22 |
| 2005 | 0.72 | 2.84 | 4.91 | 25.90 | 0.06 | 0.09 | 1.79 | 1.44 |
| 2006 | 3.57 | 2.28 | 2.91 | 15.64 | 0.00 | 0.00 | 3.11 | 1.09 |

Data and Assessment

This assessment used the Stock Synthesis 2 integrated length-age structured model. The model includes catch, length- and age-frequency data from 11 fishing fleets, including trawl, non-trawl and recreational sectors. Biological data is derived from both port and on-board observer sampling programs. The National Marine Fisheries Service (NMFS) triennial bottom trawl survey and Northwest Fisheries Science Center (NWFSC) trawl survey relative biomass indices and biological sampling provide fishery independent information on relative trend and demographics of the canary stock. The Southwest Fisheries Science Center (SWFSC)/NWFSC/Pacific Whiting Conservation Cooperative (PWCC) coast-wide pre-recruit survey provides a source of recent recruitment strength information.

New analysis of the triennial survey data led to separating the series into two parts (1980-1992, 1995-2004) to allow for potential changes in catchability due to timing of survey operations. Accommodation of potential changes in fishery selectivity due to management actions including the adoption of canary-specific trip limits in 1995, small-footrope requirements in 1999, closure of the RCA in 2002 and use of selective flatfish trawl starting in 2005 was also added in this assessment. These and other changes have resulted in a change in the estimate of current stock status and large increase in the perception of uncertainty regarding this quantity in comparison to the most recent 2005 and earlier assessments.

The base case assessment model includes parameter uncertainty from a variety of sources, but underestimates the considerable uncertainty in recent trend and current stock status. For this reason, in addition to asymptotic confidence intervals (based upon the model's analytical estimate of the variance near the converged solution), two alternate states of nature regarding stock productivity (via the steepness parameter of the stock-recruitment relationship) are presented. The base case model (steepness = 0.51) is considered to be twice as likely as the two alternate states (steepness = 0.35, 0.72) based on the results of a meta-analysis of west coast rockfish (M. Dorn, personal communication). In order to best capture this source of uncertainty, all three states of nature will be used as probability-weighted input to the rebuilding analysis.

Stock biomass

Canary rockfish were relatively lightly exploited until the early 1940's, when catches increased and a decline in biomass began. The rate of decline in spawning biomass accelerated during the late 1970s, and finally reached a minimum (13% of unexploited) in the mid 1990s. The canary rockfish spawning stock biomass is estimated to have been increasing since that time, in response to reductions in harvest and above average recruitment in the preceding decade. However, this trend is very uncertain. The estimated relative depletion level in 2007 is 32.4% (~95% asymptotic interval: 24-41%, ~75% interval based on the range of states of nature: 12-56%), corresponding to 10,544 mt (asymptotic interval: 7,776-13,312 mt, states of nature interval: 4,009-17,519) of female spawning biomass in the base model.

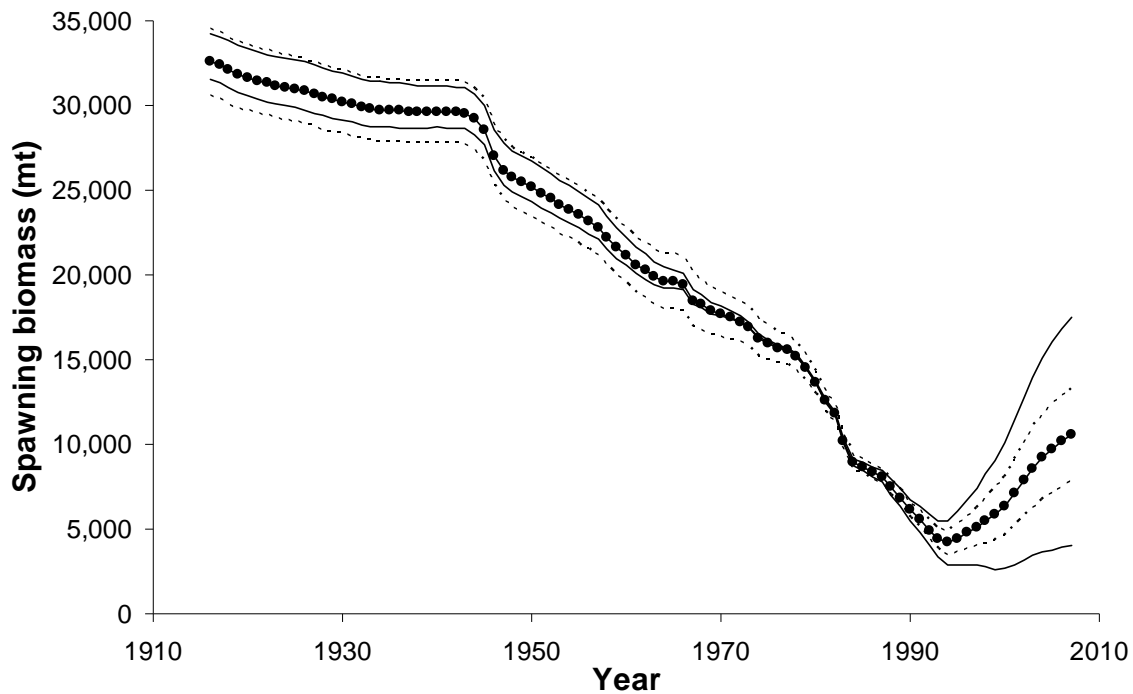


Figure b. Estimated spawning biomass time-series (1916-2007) for the base case model (round points) with approximate asymptotic 95% confidence interval (dashed lines) and alternate states of nature (light lines).

Table b. Recent trend in estimated canary rockfish spawning biomass and relative depletion level.

| Year | Spawning biomass (mt) | ~95% confidence interval | Range of states of nature | Estimated depletion | ~95% confidence interval | Range of states of nature |
|------|-----------------------|--------------------------|---------------------------|---------------------|--------------------------|---------------------------|
| 1998 | 5,499 | 4,177-6,820 | 2,761-8,241 | 16.9% | NA | 8.1-26.2 |
| 1999 | 5,826 | 4,296-7,357 | 2,610-9,073 | 17.9% | NA | 7.6-28.8 |
| 2000 | 6,364 | 4,618-8,111 | 2,644-10,144 | 19.5% | NA | 7.7-32.2 |
| 2001 | 7,149 | 5,190-9,109 | 2,918-11,477 | 22.0% | NA | 8.5-36.4 |
| 2002 | 7,910 | 5,750-10,070 | 3,184-12,779 | 24.3% | NA | 9.3-40.6 |
| 2003 | 8,603 | 6,264-10,942 | 3,417-13,985 | 26.4% | NA | 10.0-44.4 |
| 2004 | 9,226 | 6,736-11,715 | 3,628-15,076 | 28.3% | NA | 10.6-47.9 |
| 2005 | 9,749 | 7,140-12,359 | 3,795-16,019 | 29.9% | NA | 11.1-50.9 |
| 2006 | 10,183 | 7,482-12,884 | 3,918-16,825 | 31.3% | 23.1-39.4 | 11.4-53.4 |
| 2007 | 10,544 | 7,776-13,312 | 4,009-17,519 | 32.4% | 24.1-40.7 | 11.7-55.6 |

Recruitment

The degree to which canary rockfish recruitment declined over the last 50 years is closely related to the level of productivity (stock-recruit steepness) modeled for the stock. High steepness values imply little relationship between spawning stock and recruitment, while low steepness values cause a strong correlation. After a period of above average recruitments, recent year-class strengths have generally been low, with only 1999 and 2001 producing large estimated recruitments (the 2007 recruitment is based only on the stock-recruit function). There is little information other than the pre-recruit index to inform the assessment model about recruitments subsequent to 2002, so those estimates will likely be updated in future assessments. As the larger recruitments from the late 1980s and early 1990s move through the population in future projections, the effects of recent poor recruitment will tend to slow the rate of recovery.

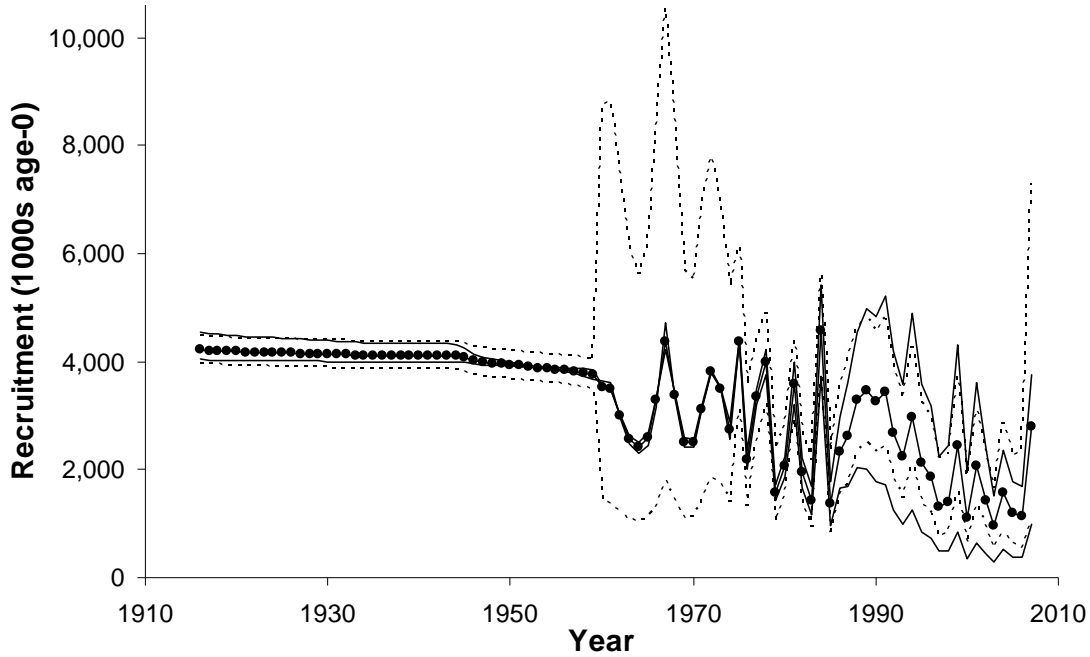


Figure c. Time series of estimated canary rockfish recruitments for the base case model (round points) with approximate asymptotic 95% confidence interval (dashed lines) and alternate states of nature (light lines).

Table c. Recent estimated trend in canary rockfish recruitment.

| Year | Estimated recruitment (1000s) | ~95% confidence interval | Range of states of nature |
|------|-------------------------------------|--------------------------------|------------------------------|
| 1998 | 1,391 | 841-2,299 | 484-2,453 |
| 1999 | 2,449 | 1,606-3,735 | 841-4,318 |
| 2000 | 1,099 | 638-1,893 | 351-1,938 |
| 2001 | 2,061 | 1,359-3,124 | 643-3,613 |
| 2002 | 1,432 | 905-2,267 | 447-2,383 |
| 2003 | 955 | 547-1,667 | 302-1,515 |
| 2004 | 1,565 | 854-2,869 | 520-2,373 |
| 2005 | 1,182 | 627-2,231 | 390-1,771 |
| 2006 | 1,144 | 548-2,389 | 367-1,699 |
| 2007 | 2,807 | 1,078-7,313 | 991-3,745 |

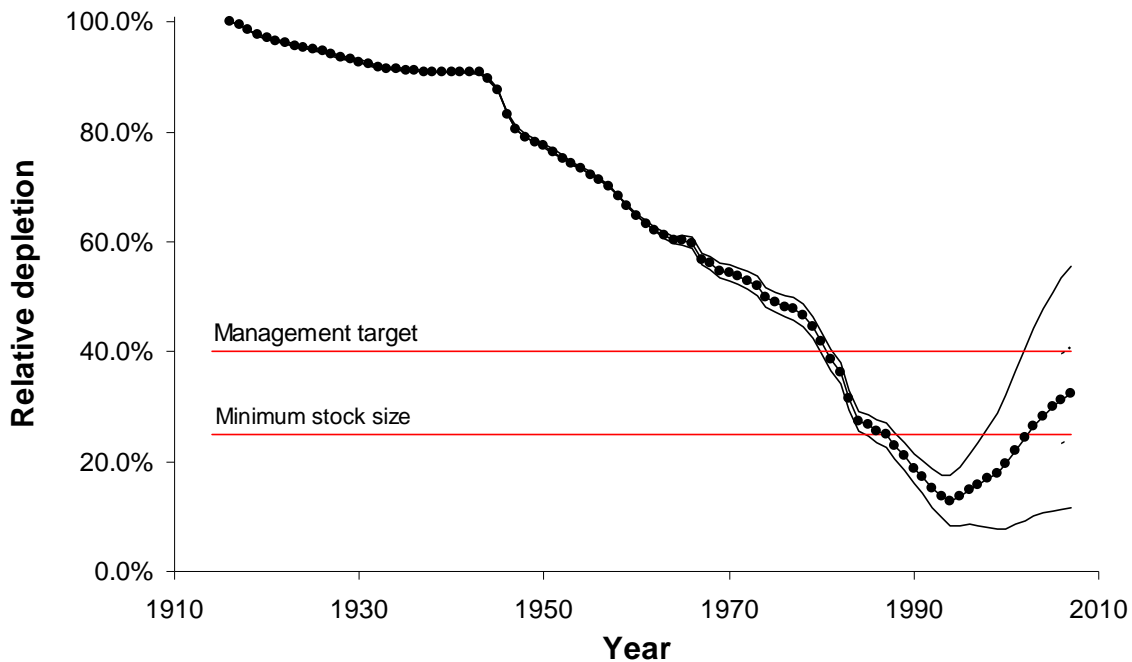


Figure d. Time series of depletion level as estimated in the base case model (round points) with approximate asymptotic 95% confidence interval (2006-2007 only, dashed lines) and alternate states of nature (light lines).

Reference points

Unfished spawning stock biomass was estimated to be 32,561 mt in the base case model. This is slightly smaller than the equilibrium value estimated in the 2005 assessment. The target stock size ($SB_{40\%}$) is therefore 13,024 mt. Maximum sustained yield (MSY) applying current fishery selectivity and allocations (a 'bycatch-only' scenario) was estimated in the assessment model to occur at a spawning stock biomass of 12,394 mt and produce an MSY catch of 1,169 mt (SPR = 52.9%). This is nearly identical to the yield, 1,167 mt, generated by the SPR (54.4%) that stabilizes the stock at the $SB_{40\%}$ target. The fishing mortality target/overfishing level (SPR = 50.0%) generates a yield of 1,161 mt at a stock size of 11,161 mt.

When selectivity and allocation from the mid 1990s (1994-1998) was applied, to mimic reference points under a targeted fishery scenario, the yield increased to 1,578 mt from a slightly smaller stock size (12,211 mt), but a similar rate of exploitation (SPR=52.5%). This is due to higher relative selection of older and larger fish when the fishery was targeting instead of avoiding canary rockfish. These values are appreciably higher than those from previous assessment models due primarily to the difference in steepness.

Exploitation status

The abundance of canary rockfish was estimated to have dropped below the $SB_{40\%}$ management target in 1981 and the overfished threshold in 1987. In hindsight, the spawning stock biomass passed through the target and threshold levels at a time when the annual catch was averaging more than twice the current estimate of the MSY. The stock remains below the rebuilding target, although the spawning stock biomass appears to

have been increasing since 1999. The degree of increase is very sensitive to the value for steepness (state of nature), and is projected to slow as recent (and below average) recruitments begin to contribute to the spawning biomass. Fishing mortality rates in excess of the current F-target for rockfish of $SPR_{50\%}$ are estimated to have begun in the late 1970s and persisted through 1999. Recent management actions appear to have curtailed the rate of removal such that overfishing has not occurred since 1999, and recent SPR values are in excess of 95%. Relative exploitation rates (catch/biomass of age-5 and older fish) are estimated to have been less than 1% since 2001. These patterns are largely insensitive to the three states of nature.

Table d. Recent trend in spawning potential ratio (SPR) and relative exploitation rate (catch/biomass of age-5 and older fish).

| Year | Estimated SPR (%) | Range of states of nature | Relative exploitation rate | Range of states of nature |
|------|-------------------|---------------------------|----------------------------|---------------------------|
| 1997 | 31.6% | 16.9-41.9 | 0.0889 | 0.0607-0.1652 |
| 1998 | 33.2% | 16.8-44.3 | 0.0873 | 0.0576-0.1778 |
| 1999 | 48.9% | 26.1-61.0 | 0.0506 | 0.0323-0.1146 |
| 2000 | 84.0% | 65.7-89.7 | 0.0112 | 0.0070-0.0271 |
| 2001 | 89.7% | 76.5-93.5 | 0.0067 | 0.0041-0.0165 |
| 2002 | 92.2% | 81.9-95.1 | 0.0050 | 0.0031-0.0126 |
| 2003 | 95.4% | 88.3-97.2 | 0.0023 | 0.0014-0.0058 |
| 2004 | 96.3% | 90.6-97.8 | 0.0020 | 0.0012-0.0051 |
| 2005 | 96.3% | 90.5-97.7 | 0.0021 | 0.0013-0.0055 |
| 2006 | 96.5% | 90.7-97.9 | 0.0019 | 0.0011-0.0049 |

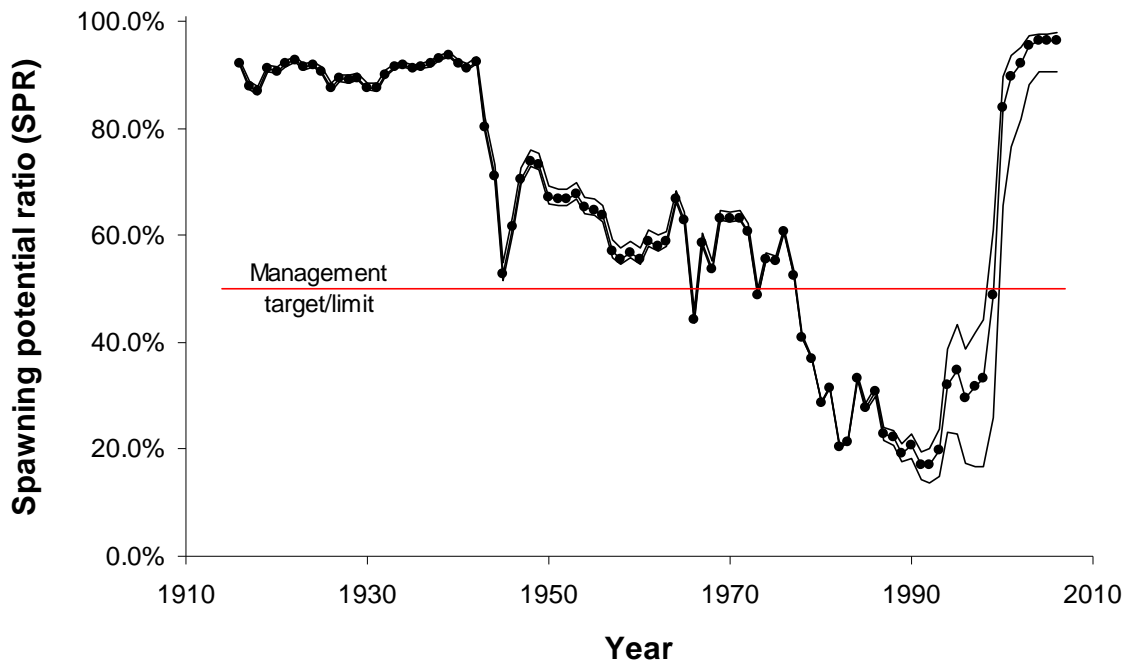


Figure e. Time series of estimated spawning potential ratio (SPR) for the base case model (round points) and alternate states of nature (light lines). Values of SPR below 0.5 reflect harvests in excess of the current overfishing proxy.

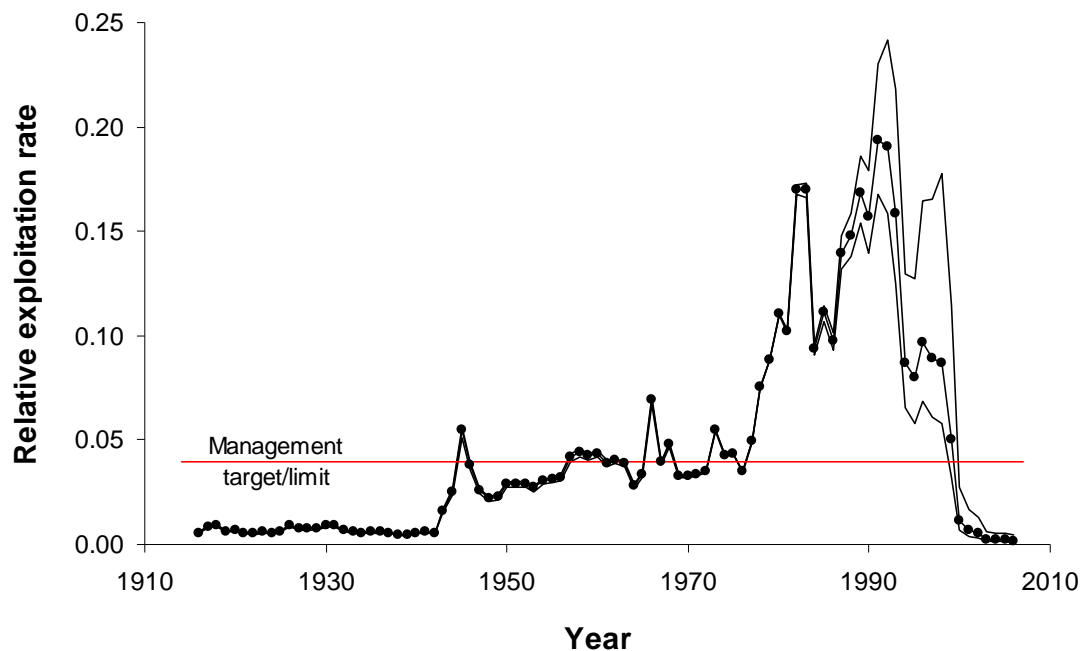


Figure f. Time series of estimated relative exploitation rate (catch/age 5 and older biomass, lower panel) for the base case model (round points) and alternate states of nature (light lines). Values of relative exploitation rate in excess of horizontal line are above the rate corresponding to the overfishing proxy from the base case.

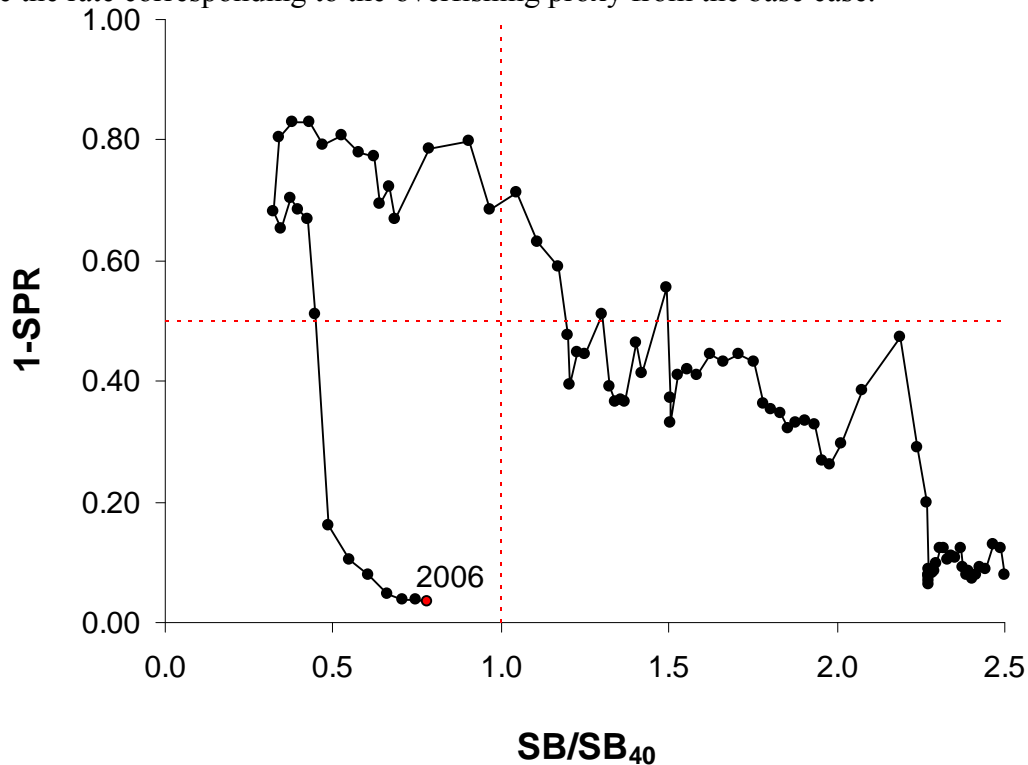


Figure g. Estimated spawning potential ratio relative to the proxy target of 50% vs. estimated spawning biomass relative to the proxy 40% level from the base case model. Higher biomass occurs on the right side of the x-axis, higher exploitation rates occur on the upper side of the y-axis.

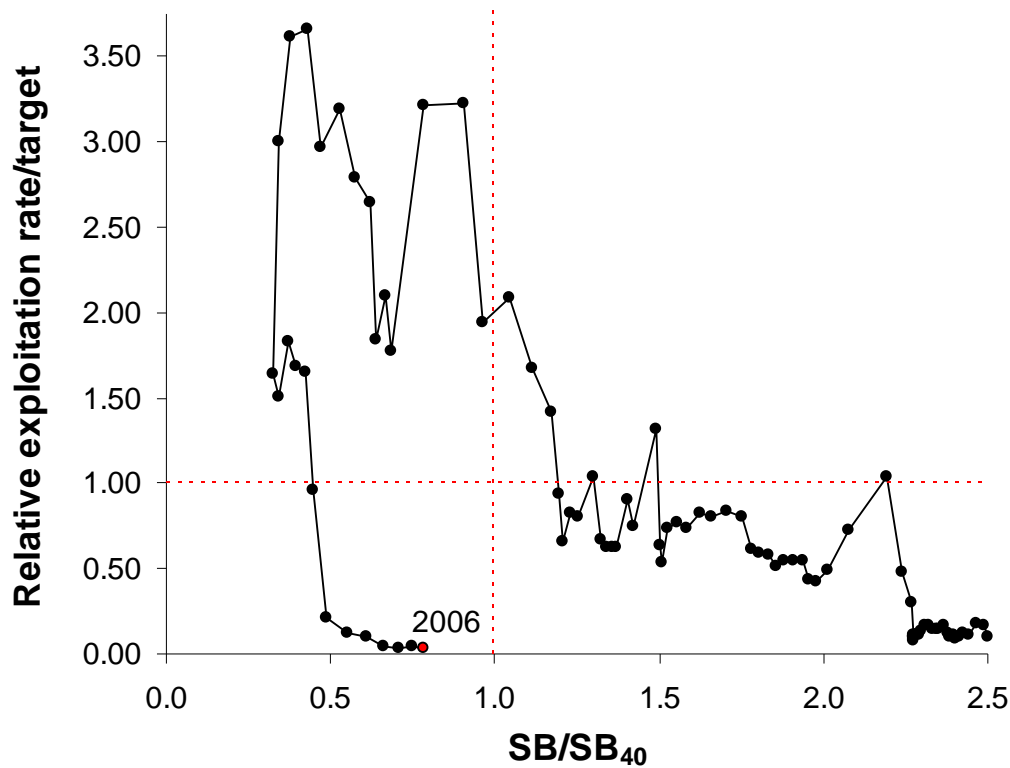


Figure g. Phase plot of estimated fishing intensity vs. relative spawning biomass for the base case model. Fishing intensity is the relative exploitation rate divided by the level corresponding to the overfishing proxy (0.040). Relative spawning biomass is annual spawner abundance divided by the 40% rebuilding target.

Management performance

Following the 1999 declaration that the canary rockfish stock was overfished the canary OY was reduced by over 70% in 2000 and by the same margin again over the next three years. Managers employed several tools in an effort to constrain catches to these dramatically lower targets. These included: reductions in trip/bag limits for canary and co-occurring species, the institution of spatial closures, and new gear restrictions intended to reduce trawling in rocky shelf habitats and the coincident catch of rockfish in shelf flatfish trawls. In recent years, the total mortality has been near the OY, but well below the ABC. Since the overfished determination in 1999, the total 7-year catch (644 mt) has been only 13% above the sum of the OYs for 2000-2006. This level of removals represents only 35% of the sum of the ABCs for that period. The total 2006 catch (47 mt) is <1% of the peak catch that occurred in the early 1980s.

Table e. Recent trend in estimated total canary rockfish catch and commercial landings (mt) relative to management guidelines.

| Year | ABC (mt) | OY (mt) | Commercial landings (mt) ¹ | Total Catch (mt) |
|------|--------------------|--------------------|---------------------------------------|------------------|
| 1997 | 1,220 ² | 1,000 ² | 1,113.8 | 1,478.8 |
| 1998 | 1,045 ² | 1,045 ² | 1,182.4 | 1,494.2 |
| 1999 | 1,045 ² | 857 ² | 665.7 | 898.0 |
| 2000 | 287 | 200 | 60.6 | 208.4 |
| 2001 | 228 | 93 | 42.8 | 133.6 |
| 2002 | 228 | 93 | 48.6 | 106.8 |
| 2003 | 272 | 44 | 8.5 | 51.0 |
| 2004 | 256 | 47.3 | 10.7 | 46.5 |
| 2005 | 270 | 46.8 | 10.9 | 51.4 |
| 2006 | 279 | 47 | 8.2 | 47.1 |

¹Excludes all at-sea whiting, recreational and research catches.

²Includes the Columbia and Vancouver INPFC areas only.

Unresolved problems and major uncertainties

Parameter uncertainty is explicitly captured in the asymptotic confidence intervals reported throughout this assessment for key parameters and management quantities. These intervals reflect the uncertainty in the model fit to the data sources included in the assessment, but do not include uncertainty associated with alternative model configurations, weighting of data sources (a combination of input sample sizes and relative weighting of likelihood components), or fixed parameters. Specifically, there appears to be conflicting information between the length- and age-frequency data regarding the degree of stock decline, making the model results sensitive to the relative weighting of each. This issue is explored in the assessment, but cannot be fully resolved at this time. The relationship between the degree of dome in the selectivity curves and the increase in female natural mortality with age remains a source of uncertainty that is included in model results, as it has been in previous assessments for canary rockfish. Uncertainty in the steepness parameter of the stock-recruitment relationship is significant and will likely persist in future assessments; this uncertainty is included in the assessment and rebuilding projections through explicit consideration of the three states of nature.

Forecasts

The forecast reported here will be replaced by the rebuilding analysis to be completed in September-October 2007 following SSC review of the stock assessment. In the interim, the total catch in 2007 and 2008 is set equal to the OY (44 mt). The exploitation rate for 2009 and beyond is based upon an SPR of 88.7%, which approximates the harvest level in the current rebuilding plan. Uncertainty in the rebuilding forecast will be based upon the three states of nature for steepness and random variability in future recruitment deviations for each rebuilding simulation. Current medium-term forecasts predict slow increases in abundance and available catch, with OY values for 2009 and 2010 increasing by nearly four times the value of 44 mt from the 2005 assessment. This is largely attributable to the revised perception of steepness, based

on meta-analysis of other rockfish species. The following table shows the projection of expected canary rockfish catch, spawning biomass and depletion.

Table f. Projection of potential canary rockfish ABC, OY, spawning biomass and depletion for the base case model based on the SPR= 0.887 fishing mortality target used for the last rebuilding plan (OY) and $F_{50\%}$ overfishing limit/target (ABC). Assuming the OY of 44 mt is met in 2007 and 2008.

| Year | ABC (mt) | OY (mt) | Age 5+ biomass (mt) | Spawning biomass (mt) | Depletion |
|------|-------------|------------|---------------------------|-----------------------------|-----------|
| 2007 | 973 | 44 | 25,995 | 10,544 | 32.4% |
| 2008 | 978 | 44 | 26,417 | 10,840 | 33.3% |
| 2009 | 981 | 162 | 26,859 | 11,072 | 34.0% |
| 2010 | 980 | 162 | 26,995 | 11,194 | 34.4% |
| 2011 | 992 | 164 | 27,018 | 11,254 | 34.6% |
| 2012 | 1,026 | 169 | 27,440 | 11,266 | 34.6% |
| 2013 | 1,074 | 177 | 27,985 | 11,260 | 34.6% |
| 2014 | 1,124 | 185 | 28,656 | 11,280 | 34.6% |
| 2015 | 1,171 | 193 | 29,445 | 11,368 | 34.9% |
| 2016 | 1,214 | 200 | 30,332 | 11,545 | 35.5% |
| 2017 | 1,253 | 207 | 31,297 | 11,812 | 36.3% |
| 2018 | 1,290 | 213 | 32,317 | 12,156 | 37.3% |

Decision table

Because canary rockfish is currently managed under a rebuilding plan, this decision table is only intended to better compare and contrast the base case with uncertainty among states of nature. The results of the rebuilding plan will integrate these three states of nature as well as projected recruitment variability. Further, various alternate probabilities of rebuilding by target and limit time-periods as well as fishing mortality rates will be evaluated in the rebuilding analysis. Relative probabilities of each state of nature are based on a meta-analysis for steepness of west coast rockfish (M. Dorn, AFSC, personal communication). Landings in 2007-2008 are 44 mt for all cases. Selectivity and fleet allocations are projected at the average 2003-2006 values.

Table g. Decision table of 12-year projections for alternate states of nature (columns) and management options (rows) beginning in 2009. Relative probabilities of each state of nature are based on a meta-analysis for steepness of west coast rockfish (M. Dorn, AFSC, personal communication). Landings in 2007-2008 are 44 mt for all cases. Selectivity and fleet allocations are projected at the average 2003-2006 values.

| | | | State of nature | | | | | |
|--|------|------------|----------------------|-----------------------|---------------------------------|-----------------------|-----------------------|-----------------------|
| | | | Low steepness (0.35) | | Base case (steepness = 0.51) | | High steepness (0.72) | |
| | | | 0.25 | | 0.5 | | 0.25 | |
| Management decision | Year | Catch (mt) | Depletion | Spawning biomass (mt) | Depletion | Spawning biomass (mt) | Depletion | Spawning biomass (mt) |
| Rebuilding SPR 88.7% catches from low steepness state of nature | 2009 | 56 | 12.0% | 4,099 | 34.0% | 11,072 | 59.0% | 18,583 |
| | 2010 | 56 | 12.0% | 4,100 | 34.5% | 11,236 | 60.1% | 18,932 |
| | 2011 | 56 | 11.9% | 4,078 | 34.8% | 11,339 | 60.8% | 19,156 |
| | 2012 | 59 | 11.8% | 4,042 | 35.0% | 11,396 | 61.2% | 19,270 |
| | 2013 | 62 | 11.7% | 4,003 | 35.1% | 11,436 | 61.3% | 19,313 |
| | 2014 | 65 | 11.6% | 3,979 | 35.3% | 11,502 | 61.4% | 19,343 |
| | 2015 | 67 | 11.6% | 3,984 | 35.7% | 11,638 | 61.7% | 19,423 |
| | 2016 | 70 | 11.7% | 4,025 | 36.4% | 11,866 | 62.2% | 19,590 |
| | 2017 | 72 | 12.0% | 4,102 | 37.4% | 12,188 | 63.0% | 19,852 |
| | 2018 | 74 | 12.3% | 4,209 | 38.7% | 12,591 | 64.1% | 20,199 |
| Rebuilding SPR 88.7% catches from base case | 2009 | 162 | 12.0% | 4,099 | 34.0% | 11,072 | 59.0% | 18,583 |
| | 2010 | 162 | 11.8% | 4,058 | 34.4% | 11,194 | 60.0% | 18,890 |
| | 2011 | 164 | 11.7% | 3,994 | 34.6% | 11,254 | 60.5% | 19,069 |
| | 2012 | 169 | 11.4% | 3,914 | 34.6% | 11,266 | 60.8% | 19,138 |
| | 2013 | 177 | 11.2% | 3,831 | 34.6% | 11,260 | 60.7% | 19,135 |
| | 2014 | 185 | 11.0% | 3,762 | 34.6% | 11,280 | 60.7% | 19,118 |
| | 2015 | 193 | 10.9% | 3,719 | 34.9% | 11,368 | 60.8% | 19,150 |
| | 2016 | 200 | 10.8% | 3,710 | 35.5% | 11,545 | 61.2% | 19,266 |
| | 2017 | 207 | 10.9% | 3,733 | 36.3% | 11,812 | 61.8% | 19,475 |
| | 2018 | 213 | 11.0% | 3,781 | 37.3% | 12,156 | 62.8% | 19,767 |
| Rebuilding SPR 88.7% catches from high steepness state of nature | 2009 | 273 | 12.0% | 4,099 | 34.0% | 11,072 | 59.0% | 18,583 |
| | 2010 | 271 | 11.7% | 4,014 | 34.2% | 11,150 | 59.8% | 18,845 |
| | 2011 | 272 | 11.4% | 3,905 | 34.3% | 11,164 | 60.3% | 18,978 |
| | 2012 | 277 | 11.0% | 3,780 | 34.2% | 11,130 | 60.3% | 19,001 |
| | 2013 | 285 | 10.7% | 3,654 | 34.0% | 11,079 | 60.2% | 18,951 |
| | 2014 | 293 | 10.3% | 3,542 | 34.0% | 11,055 | 60.0% | 18,891 |
| | 2015 | 300 | 10.1% | 3,459 | 34.1% | 11,100 | 59.9% | 18,880 |
| | 2016 | 307 | 9.9% | 3,408 | 34.5% | 11,235 | 60.2% | 18,953 |
| | 2017 | 313 | 9.9% | 3,389 | 35.2% | 11,461 | 60.7% | 19,122 |
| | 2018 | 319 | 9.9% | 3,394 | 36.1% | 11,763 | 61.5% | 19,374 |
| Status quo (catch = 44 mt) | 2009 | 44 | 12.0% | 4,099 | 34.0% | 11,072 | 59.0% | 18,583 |
| | 2010 | 44 | 12.0% | 4,104 | 34.5% | 11,241 | 60.1% | 18,937 |
| | 2011 | 44 | 11.9% | 4,088 | 34.9% | 11,349 | 60.8% | 19,166 |
| | 2012 | 44 | 11.8% | 4,057 | 35.0% | 11,411 | 61.2% | 19,285 |
| | 2013 | 44 | 11.7% | 4,024 | 35.2% | 11,456 | 61.4% | 19,334 |
| | 2014 | 44 | 11.7% | 4,005 | 35.4% | 11,529 | 61.5% | 19,371 |
| | 2015 | 44 | 11.7% | 4,018 | 35.8% | 11,673 | 61.8% | 19,459 |
| | 2016 | 44 | 11.9% | 4,069 | 36.6% | 11,911 | 62.3% | 19,635 |
| | 2017 | 44 | 12.1% | 4,157 | 37.6% | 12,244 | 63.2% | 19,908 |
| | 2018 | 44 | 12.5% | 4,277 | 38.9% | 12,660 | 64.3% | 20,268 |

Research and data needs

Progress on a number of research topics would substantially improve the ability of this assessment to reliably and precisely model canary rockfish population dynamics in the future and provide better monitoring of progress toward rebuilding:

1. Expanded Assessment Region: Given the high occurrence of canary rockfish close to the US-Canada border, a joint US-Canada assessment should be considered in the future.
2. Many assessments are deriving historical catch by applying various ratios to the total rockfish catch prior to the period when most species were delineated. A comprehensive historical catch reconstruction for all rockfish species is needed, to compile a best estimated catch series that accounts for all the catch and makes sense for the entire group.
3. Habitat relationships: The historical and current relationship between canary rockfish distribution and habitat features should be investigated to provide more precise estimates of abundance from the surveys, and to guide survey augmentations that could better track rebuilding through targeted application of newly developed survey technologies. Such studies could also assist determining the possibility of dome-shaped selectivity, aid in evaluation of spatial structure and the use of fleets to capture geographically-based patterns in stock characteristics.
4. Meta-population model: The spatial patterns show patchiness in the occurrence of large vs. small canary; reduced occurrence of large/old canary south of San Francisco; and concentrations of canary rockfish near the US-Canada border. The feasibility of a meta-population model that has linked regional sub-populations should be explored as a more accurate characterization of the coast-wide population's structure. Tagging of other direct information on adult movement will be essential to this effort.
5. Increased computational power and/or efficiency is required to move toward fully Bayesian approaches that may better integrate over both parameter and model uncertainty.
6. Additional exploration of surface ages from the late 1970s and inclusion into or comparison with the assessment model, or re-aging of the otoliths could improve the information regarding that time period when the stock underwent the most dramatic decline. Auxiliary biological data collected by ODFW from recreational catches and hook-and-line projects may also increase the performance of the assessment model in accurately estimating recent trends and stock size.
7. Due to inconsistencies between studies and scarcity of appropriate data, new data is needed on both the maturity and fecundity relationships for canary rockfish.
8. Re-evaluation of the pre-recruit index as a predictor of recent year class strength should be ongoing as future assessments generate a longer series of well-estimated recent recruitments to compare with the coast-wide survey index.
9. Meta-analysis or other summary of the degree of recruitment variability and the relative steepness for other rockfish and groundfish stocks should be ongoing, as this information is likely to be very important for model results (as it is here) in the foreseeable future.

Rebuilding projections

The rebuilding projections will be presented in a separate document after the assessment has been reviewed in September 2007.

Table h. Summary of recent trends in estimated canary rockfish exploitation and stock levels from the base case model; all values reported at the beginning of the year.

| | 1998 | 1999 | 2000 | 2001 | 2002 | 2003 | 2004 | 2005 | 2006 | 2007 |
|---------------------------------------|--------------------|--------------------|------------------|------------------|------------------|------------------|------------------|------------------|------------------|------------------|
| Commercial landings (mt) ¹ | 1,182.4 | 665.7 | 60.6 | 42.8 | 48.6 | 8.5 | 10.7 | 10.9 | 8.2 | NA |
| Total catch (mt) | 1,494.2 | 898.0 | 208.4 | 133.6 | 106.8 | 51.0 | 46.5 | 51.4 | 47.1 | NA |
| ABC (mt) | 1,045 ² | 1,045 ² | 287 | 228 | 228 | 272 | 256 | 270 | 279 | 172 |
| OY | 1,045 ² | 857 ² | 200 | 93 | 93 | 44 | 47.3 | 46.8 | 47.0 | 44 |
| SPR | 33.2% | 48.9% | 84.0% | 89.7% | 92.2% | 95.4% | 96.3% | 96.3% | 96.5% | NA |
| Exploitation rate | | | | | | | | | | |
| (catch/age 5+ biomass) | 0.0873 | 0.0506 | 0.0112 | 0.0067 | 0.0050 | 0.0023 | 0.0020 | 0.0021 | 0.0019 | NA |
| Age 5+ biomass (mt) | 17,125 | 17,733 | 18,659 | 20,078 | 21,275 | 22,333 | 23,583 | 24,402 | 25,317 | 25,995 |
| Spawning biomass (mt) | 5,499 | 5,826 | 6,364 | 7,149 | 7,910 | 8,603 | 9,226 | 9,749 | 10,183 | 10,544 |
| ~95% Confidence interval | 4,177- 6,820 | 4,296- 7,357 | 4,618- 8,111 | 5,190- 9,109 | 5,750- 10,070 | 6,264- 10,942 | 6,736- 11,715 | 7,140- 12,359 | 7,482- 12,884 | 7,776- 13,312 |
| Range of states of nature | 2,761- 8,241 | 2,610- 9,073 | 2,644- 10,144 | 2,918- 11,477 | 3,184- 12,779 | 3,417- 13,985 | 3,628- 15,076 | 3,795- 16,019 | 3,918- 16,825 | 4,009- 17,519 |
| Recruitment (1000s) | 1,391 | 2,449 | 1,099 | 2,061 | 1,432 | 955 | 1,565 | 1,182 | 1,144 | 2,807 |
| ~95% Confidence interval | 841- 2,299 | 1,606- 3,735 | 638- 1,893 | 1,359- 3,124 | 905- 2,267 | 547- 1,667 | 854- 2,869 | 627- 2,231 | 548- 2,389 | 1,078- 7,313 |
| Range of states of nature | 484- 2,453 | 841- 4,318 | 351- 1,938 | 643- 3,613 | 447- 2,383 | 302- 1,515 | 520- 2,373 | 390- 1,771 | 367- 1,699 | 991- 3,745 |
| Depletion | 16.9% | 17.9% | 19.5% | 22.0% | 24.3% | 26.4% | 28.3% | 29.9% | 31.3% | 32.4% |
| ~95% Confidence interval | NA | NA | NA | NA | NA | NA | NA | NA | 23.1-9.4 | 24.1-40.7 |
| Range of states of nature | 8.1-26.2 | 7.6-28.8 | 7.7-32.2 | 8.5-36.4 | 9.3-40.6 | 10.0-44.4 | 10.6-47.9 | 11.1-50.9 | 11.4-53.4 | 11.7-55.6 |

¹Excludes all at-sea whiting, recreational and research catches.

²Includes the Columbia and Vancouver INPFC areas only.

Table i. Summary of canary rockfish reference points from the base case model. Values are based on 1994-1998 fishery selectivity and allocation to better approximate the performance of a targeted fishery rather than a bycatch-only scenario.

| Quantity | Estimate | ~95% Confidence interval | Range of states of nature |
|--|----------|--------------------------|---------------------------|
| Unfished spawning stock biomass (SB_0 , mt) | 32,561 | 30,594-34,528 | 34,262-31,498 |
| Unfished 5+ biomass (mt) | 86,036 | NA | 91,980-82,744 |
| Unfished recruitment (R_0 , thousands) | 4,210 | 3,961-4,458 | 4,540-4,035 |
| <i>Reference points based on $SB_{40\%}$</i> | | | |
| MSY Proxy Spawning Stock Biomass ($SB_{40\%}$) | 13,024 | 12,237-13,811 | 12,599-13704.7 |
| SPR resulting in $SB_{40\%}$ ($SPR_{SB40\%}$) | 54.4% | 54.4-54.4 | 45.8-68.5 |
| Exploitation rate resulting in $SB_{40\%}$ | 0.0457 | NA | 0.0277-0.0600 |
| Yield with $SPR_{SB40\%}$ at $SB_{40\%}$ (mt) | 1,574 | 1,477-1,672 | 996-2,034 |
| <i>Reference points based on SPR proxy for MSY</i> | | | |
| Spawning Stock Biomass at SPR (SB_{SPR})(mt) | 11,161 | 10,487-11,835 | 1,654-14,053 |
| $SPR_{MSY-proxy}$ | 50.0% | NA | NA |
| Exploitation rate corresponding to SPR | 0.0528 | NA | 0.0524-0.0539 |
| Yield with $SPR_{MSY-proxy}$ at SB_{SPR} (mt) | 1,572 | 1,476-1,668 | 238-1,962 |
| <i>Reference points based on estimated MSY values</i> | | | |
| Spawning Stock Biomass at MSY (SB_{MSY}) (mt) | 12,211 | 11,529-12,893 | 9,524-15,042 |
| SPR_{MSY} | 52.5% | 52.1-52.8 | 37.0-70.5 |
| Exploitation Rate corresponding to SPR_{MSY} | 0.0487 | NA | 0.0254-0.0794 |
| MSY (mt) | 1,578 | 1,481-1,675 | 1,002-2,104 |

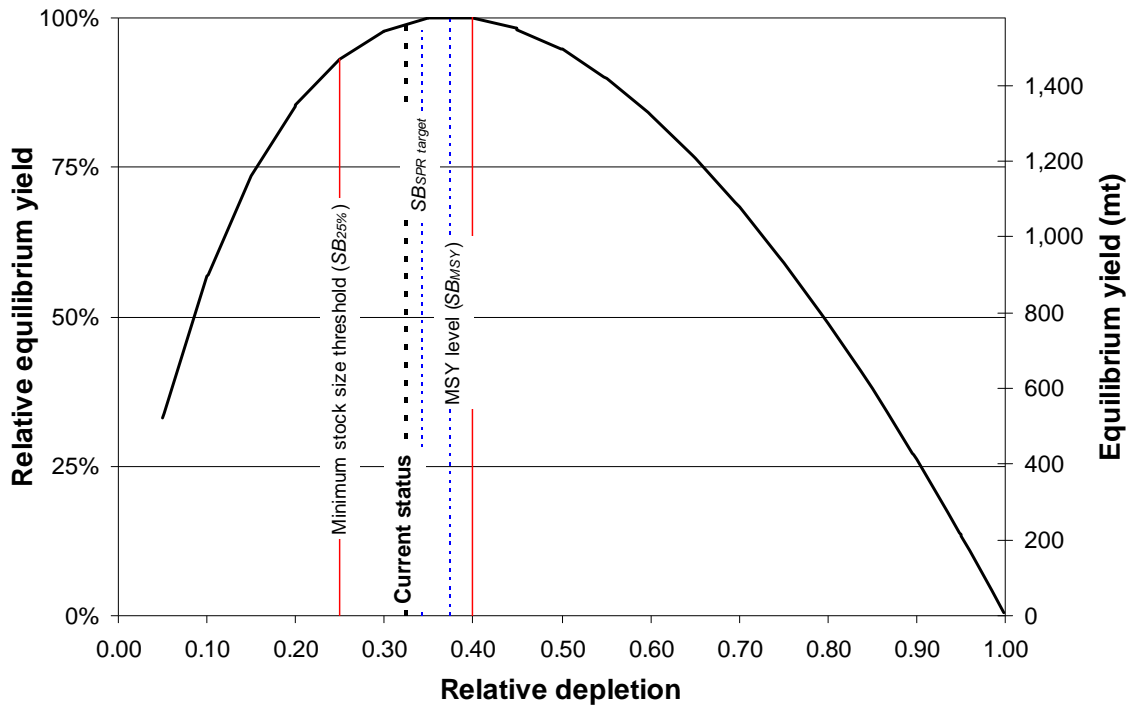


Figure h. Equilibrium yield curve (derived from reference point values reported in table i) for the base case model. Values are based on 1994-1998 fishery selectivity and allocation to better approximate the performance of a targeted fishery rather than a bycatch-only scenario.

1. Introduction

1.1 Distribution and Stock Structure

Canary rockfish (*Sebastes pinniger*) are distributed in the northeastern Pacific Ocean from the western Gulf of Alaska to northern Baja California; however, the species is most abundant from British Columbia to central California (Miller and Lea 1972, Hart 1973, Love et al. 2002). Adults are primarily found along the continental shelf shallower than 300 m, although they are occasionally observed in deeper waters. Juvenile canary rockfish are found in shallow and intertidal areas (Love et al. 2002).

There exists little direct information regarding the likely stock structure of canary rockfish off the U.S. Pacific coast. Limited tagging research conducted off Oregon found that of 10 canary rockfish recovered, 4 moved over 25 km, and 3 moved more than 100 km (DeMott 1983). A single canary from that study moved 326 km to the south, and those that moved the farthest also moved to much greater depths than the shallow reefs at which they had been tagged. Early genetic research found patterns suggestive of some population structuring between the northern California/southern Oregon and northern Oregon/southern Washington, but this work was based on limited sampling and also found evidence of reduced gene flow between shallow and deeper areas (Wishard et al. 1980). There is ongoing research on the population genetics of canary rockfish, which may be more tractable with modern methods such as microsatellites (Gomez-Uchida et al. 2003), however there is currently no published research indicating separate stocks of canary rockfish within U.S. waters.

There are few biogeographic boundaries clearly applicable to rockfish on the U.S. and Canadian west coasts. South of Point Conception, a much different and more diverse mix of rockfish species occurs than farther to the north (Love et al. 2002). However, canary rockfish are not found in large numbers south of Point Conception. The divergence zone at the northern edge of Vancouver Island likely creates a barrier for pelagic dispersal and productivity for many species (Ware and McFarlane 1989); therefore it is the southern portion of the B.C. canary resource is most likely to have dynamics linked to the U.S. resource. It is likely that canary rockfish cross the U.S. Canadian border as pelagic larvae, juveniles, and possibly adults making their ontogenetic shift to deeper water or moving between areas of rocky habitat.

The 2002 assessment integrated what had previously been separate north-south assessments based on the observations of highest density occurring near headlands and International North Pacific Fisheries Commission (INPFC) boundaries commonly used to delineate management and assessment areas (Methot and Piner 2002). They reasoned that splitting stocks or assessments at any INPFC boundaries would divide high-density areas that most likely are biologically linked. This logic was followed in the 2005 assessment, separating fishing fleets geographically (Figure 1) to account for potential spatial patterns while retaining a coast-wide assessment area (Methot and Stewart 2005). All U.S. assessments have used the U.S.-Canadian border as the northern boundary for the stock, although the basis for this choice appears to be largely based on consistency with current management needs.

Given the lack of clear information regarding the status of distinct biological populations, this assessment treats the U.S. canary rockfish resource from the Mexican border to the Canadian border as a single coast-wide stock.

1.2 Life history and ecosystem interactions

Canary rockfish spawn in the winter, producing pelagic larvae and juveniles that remain in the upper water column for 3-4 months (Love et al. 2002). These juveniles settle in shallow water around nearshore rocky reefs, where they may congregate for up to three years (Boehlert 1980, Sampson 1996) before moving into deeper water. The mean size of individuals captured in the trawl survey shows a characteristic ontogenetic shift to deeper water with increasing body size (Figure 2). The degree to which this ontogenetic shift may be accompanied by a component of latitudinal dispersal from shallow rocky reefs is unknown.

Adult canary rockfish primarily inhabit areas in and around rocky habitat. They form very dense schools, leading to an extremely patchy population distribution that is reflected in both fishery and survey encounter rates (see discussion of data below). This distribution may have effects on the calculation and interpretation of population indices and age- or size-composition data.

Canary rockfish are reported to have a diverse diet. Pelagic juveniles consume copepods, amphipods and krill; adults consume krill and many species of small fish (Love et al. 2002). The degree to which variability in food supply may affect body condition, spawning success or annual growth is unknown. Canary rockfish are a medium to large-bodied rockfish; achieving a maximum size of around 70 cm. Female canary rockfish reach slightly larger sizes than males.

Canary rockfish are relatively long-lived, with a maximum observed age of 95 years, however only males are commonly observed above the age of 50, while females tend to be rare above age 30. The degree to which this pattern reflects behavioral differences translating to reduced availability to fishery and survey fishing gear, or an increase in relative mortality for older females has been the focus of much discussion and remains unclear. A similar pattern has been observed for yellowtail rockfish (*Sebastes flavidus*), a closely related, but more pelagic species with a similar distribution (Wallace and Lai 2005).

Although ecosystem factors have not been explicitly modeled in this assessment, there are several important aspects of the recent California current ecosystem that appear to warrant consideration. Lingcod, a potentially important predator of small canary have rebuilt over the last decade from an overfished level to over 50% of the estimated unexploited equilibrium spawning biomass (Jagiello and Wallace 2005). To the extent that the component of natural mortality of canary rockfish added by predation from lingcod and other predators has been increasing over recent years, recruitment may be underestimated. This effect could also lead to longer than predicted rebuilding times for canary rockfish. The effects of the Pacific Decadal Oscillation (PDO) on California current temperature and productivity (Mantua et al. 1997) may also contribute to non-stationary dynamics for canary rockfish. The prevalence of a strong 1999 year-class for many west coast groundfish species suggest that environmentally driven recruitment variation may be correlated among species with relatively diverse life-history strategies. Much research is currently underway

to explore these phenomena, and it appears likely that more explicit exploration of ecosystem processes and influences may be possible in future canary rockfish stock assessments.

1.3 Historical and Current Fishery

The rockfish fishery off the U.S. Pacific coast developed first off California late in the 19th century and was catching an average of almost 2,500 metric tons per year over the period 1916-1940 (Bureau of Commercial Fisheries 1949). To the north, the rockfish fishery developed slowly and became established during the early 1940s, when the United States became involved in World War II and wartime shortages of red meat created an increased demand for other sources of protein (Harry and Morgan 1961, Alverson et al. 1964). Rockfish catches dropped somewhat following the war, and were generally stable from the 1950s to the 1960s.

Historically, the vast majority of canary rockfish off the U.S. Pacific coast have been harvested by commercial trawling vessels, followed by hook-and-line (primarily vertical longline), shrimp trawls, and various miscellaneous gears (e.g., nets and pots). In 1977, when the Magnuson Fishery Conservation and Management Act (MFCMA) was enacted, the large foreign-dominated rockfish fishery that had developed since the late 1960s was replaced by a domestic fishery that continues today. Canary rockfish were also sought by recreational anglers and considered to be a moderately important species caught in the private vessel and charter boat fisheries off Washington, Oregon, and northern California.

A full description of the historical catch reconstruction for canary rockfish is provided under “2.3.1 Historical fishery reconstruction”. Reconstructed historical catches from 1916 to 2006 ranged from 46.5 mt in 2004 to 5,544 in 1982 and totaled almost 150,000 mt over the time-series (Figure 3). Canary rockfish have been caught primarily by the trawl fleets, on average comprising ~85% of the annual catches, with the Oregon fleet removing a peak of 3,941 mt in 1982. Historically just 10% of the catches have come from non-trawl commercial fisheries, although this proportion reached 24% and 358 mt in 1997. Recreational removals have averaged just 6% of the total catch, historically, but have become relatively more important as commercial landings have been substantially reduced in recent years, recreational catches reached 59% of the total with 30 mt caught in 2003. Total catches after 1999 have been reduced by an order of magnitude in an attempt to rebuild a stock determined to be overfished on the basis of the 1999 assessment (Figure 4). Recent fishery removals (landings and discards) have been distributed very heterogeneously across the coast relative to total trawl effort, with a very few locations producing most of the canary catch (Figure 5).

1.4 Management History and performance

The first regulations established on the canary rockfish fishery off the U.S. Pacific coast were implemented in 1983 as trip limits (40,000 lb per trip) on the *Sebastes* complex (a market category that includes mixed-rockfish species) harvested from the U.S. Vancouver and Columbia INPFC areas (PMFC, 2002). Commercial vessels were not required to separate most rockfish catches into individual species, but rather, only into

mixed-species categories, such as the *Sebastes* complex. Port biologists in each state routinely sample particular market categories (e.g., *Sebastes* complex) to determine the actual species composition of these mixed-species categories. Since 1967, various port sampling programs have been utilized by state and federal marine fishery agencies to determine the species compositions of the commercial groundfish landings off the U.S. Pacific coast (Sampson and Crone 1997). Stratified, multistage sampling designs are currently used in the port sampling programs for purposes of evaluating the species compositions of the total landings, as well as for obtaining biological data on individual species (Crone 1995, Sampson and Crone 1997).

From 1983 through 1994, canary rockfish were monitored as part of the *Sebastes* complex, with various trip limits imposed over this 10-yr span. In 1993 and 1994, commercial fishermen communicated that fewer canary rockfish were being caught in their rockfish tows (PMFC, 2002). The 1994 canary rockfish stock assessment (Sampson and Stewart 1994) confirmed that the observed declines in the field were likely the result of a population that had not responded favorably to recent levels of fishing pressure and further recommended that the canary rockfish quota (Acceptable Biological Catch or ABC) be reduced to allow the stock to recover. Beginning in 1995, the ABC for canary rockfish was reduced nearly 60%, to 1,250 mt. In 1995, trip limits specific to canary rockfish (cumulative monthly trip limit of 6,000 lb) were imposed and commercial vessels were expected to sort the canary rockfish from the mixed-species categories, such as the *Sebastes* complex. For 1998, catches of canary rockfish were regulated using a two-month cumulative trip limit of 40,000 lb for the *Sebastes* complex, of which, no more than 15,000 lb (38%) could be composed of canary rockfish, i.e., although this species was allocated its own market category, it is still being managed as part of the mixed-species complex. The ABC was further reduced to 1,045 mt.

The two stock assessments conducted in 1999 (California and Washington-Oregon) found the stock to be depleted and an overfished determination was made for 2000. Subsequently, commercial and recreational fishing opportunities were severely restricted and recent removals have been primarily from bycatch. Canary rockfish have become a limiting species for fisheries that target other commercially important species on the continental shelf. The OY in 2003 was 44 mt; only about 1% of the peak annual catches of the early 1980s. Management regulations were sufficiently strict to keep the catch that year to only 51 mt. Canary rockfish remains one of the most intensively followed species by regulatory agencies, NGO's (conservation groups) and industry. Table xx summarizes the coast-wide ABC's and catch in recent years.

Beginning in 2000, shelf rockfish species (including canary) could no longer be retained by vessels using bottom trawl footropes with a diameter of greater than 8 inches. The use of small footrope gear increases the risk of gear loss in rocky areas. This restriction was intended to provide an incentive for fishers to avoid high-relief, rocky habitat, thus reducing the exposure of many depleted species to trawling. This incentive was reinforced through reductions in landing limits for most shelf rockfish species.

During 2002 the "Rockfish Conservation Area" (RCA) was implemented to reduce bycatch of overfished rockfish species such as canary in the northern portion of the coast and bocaccio rockfish in the south. The RCA has since been used as a management tool in each year, prohibiting most commercial fishing on the continental shelf. Specific

boundaries for the RCA have varied between bimonthly periods in response to changing discard rates and fishery dynamics. In 2003, the shoreward boundary of the RCA ranged from the shoreline to 100 fm (183 m), and the seaward boundary from 200 to 250 fm (366-457 m). Small-footrope gear was required shoreward of the RCA when these areas were open, and retention of canary rockfish was limited to 100 to 300 lbs per month for the limited entry trawl fisheries north and south of 40°10'. Retention of canary rockfish was prohibited in the limited entry fixed gear fishery. In 2004, the shoreward boundary of the RCA ranged from the shoreline to 75 fm (137 m) and the seaward boundary from 150 to 250 fm (274-457 m). This dynamic pattern of the closed area extending from the shoreline (or 75 fm) out to 150 fm (274 m), 200 fm (366 m) or 250 fm (457 m) has continued through 2007. Deeper depths are generally closed in the winter months and there are a number of latitudinal differences in the extent of the current RCA, however the large majority of depths deeper than 75 fm (137 m) where canary rockfish occur are now closed to all commercial on-bottom fishing for groundfish. It is possible that by closing most of the depth range of the species the RCA has influenced the size range of canary rockfish available to the fishery. Smaller canary rockfish are available to the fishery when the shoreward boundary is set at 137 m, while some of the larger fish may occur in the closed area.

Bimonthly trip limits have remained very small in recent years. Beginning in 2005, the modified “flatfish” trawl gear has been required shoreward of the RCA. This gear was found to reduce the catch-per-unit-effort of canary rockfish relative to standard commercial gear in pilot experiments (King et al. 2004).

Recreational limits have also been substantially reduced over recent years. After first reducing bag limits, since 2003 all three states have allowed no retention of canary rockfish during recreational fishing. Mortality associated with this fishery is now comprised of discard mortality from fish that are caught while targeting other species such as Pacific halibut (*Hippoglossus stenolepis*) or other rockfish.

Beginning in 2000, when the stock was first managed as an overfished species management harvest guidelines were dramatically reduced (Table 1). Since that time, the fishery has been far below ABC levels (< 300 mt). Although commercial landings have been well below OY values, total catch has exceeded the OY in most recent years (Table 1, Figure 4). The cumulative ABC from 2000-2006 has been 1,820 mt, with the associated OYs summing to less than one-third of that value, at 571 mt. Cumulative commercial landings have been just 190 mt, however the best estimate of total catch, based on discard estimates and other sources of mortality has been 645 mt.

1.5 Fisheries in Canada and Alaska

Canary rockfish in Canadian waters appear to have similar life-history characteristics (Stanley et al. 2005). Longevity appears consistent with our coast, with a maximum observed age of 84 years, although they may mature somewhat later, around 13 years old. The rapid disappearance of females older than age 20-25 is clearly observed in the Canadian samples summarized in 2005 (Stanley et al. 2005; p.15).

The canary rockfish resource in Canadian waters is estimated to be stable in each of three areas: the coast of Vancouver Island, central Queen Charlotte Sound and the north

coast (Stanley et al. 2005). Removals by the trawl fishery have been relatively stable since 1996 (Figure 6) at just under 500 mt for the Vancouver Island area, but were around twice that level over the preceding decade. Indices of abundance for the west coast of Vancouver Island indicate a decline of 29-77% (shrimp survey) and 92-95% (U.S. triennial trawl survey extending into Canadian waters in a few years) of values observed in the mid-1970s (Stanley et al. 2005), indicating a trend similar to that observed in the U.S. over this time period.

It is difficult to conclude what the current status of canary rockfish is off Alaska. In the federal waters off the Gulf of Alaska, canary rockfish are assessed and managed as a minor part of an assemblage including seven species of demersal shelf rockfishes (DSR; O'Connell et al. 2005, O'Connell and Carlile 2006). The primary component of this 'non-commercial' group is yelloweye rockfish (*Sebastes ruberrimus*), although quillback (*Sebastes maliger*), copper (*Sebastes caurinus*), china (*Sebastes nebulosus*), tiger (*Sebastes nigrocinctus*) and rosethorn (*Sebastes helvomaculatus*) are also included. The primary biomass estimate of yelloweye rockfish is based on submersible observations. The exploitable biomass of yelloweye was estimated to have increased 5% from 2005 to 19,558 mt in 2006. Recent removals indicated that overfishing is not occurring. The ABC for yelloweye was inflated by 4.2% in 2006 to account for the other species in the assemblage based on the relative species distribution of the catch. Canary rockfish have comprised around 1% of the DSR catch over the period 2001-2005, accounting for < 4 mt each year. No direct indices of canary abundance in the Gulf of Alaska have been reported.

2. Assessment

The following sources of data were used in building this assessment:

- 1) Fishery independent data including bottom trawl survey-based indices of abundance and biological data (age and length) from 2003-2006 (NWFSC survey) and 1980-2004 (Triennial survey)
- 2) Pre-recruit survey index of recruitment strength from 2001-2006
- 3) Estimates of fecundity, maturity, length-weight relationships and ageing error from various sources
- 4) Commercial (targeted and bycatch) and recreational landings from 1916-2006
- 5) Estimates of discard rates, total mortality and discard mortality (recreational only) from various sources
- 6) Research catches from 1977-2006
- 7) Fishery biological data (age and length) from 1968-2006

Data availability by source and year, as well as a delineation between data available for the 2005 assessment and what is new in this analysis, is presented in Table 2. A description of each of the specific data sources is presented below.

2.1 Fishery Independent Data

2.1.1 NWFSC trawl survey

Since the completion of the 2005 canary rockfish stock assessment, a large quantity of data from a new fishery independent source, the NWFSC shelf and slope trawl survey, has become available. Three sources of information are produced by this survey: an index of relative abundance, length-frequency distributions, and age-frequency distributions. Since canary rockfish are only found on the continental shelf, only those years in which the NWFSC survey included the shelf depths are considered here (2003-2006).

The NWFSC survey is based on a random-grid design; covering the coastal waters from a depth of 55 m to 700 fm (technical memoranda describing the specific methods used in this survey are currently in review). This design uses four vessels per year, assigned to a roughly equal number of randomly selected grid cells divided into two ‘passes’ of the coast executed from north to south. Two vessels fish during each pass, which have been conducted from late-May to early-October each year. This design therefore incorporates both vessel-to-vessel differences in catchability as well as variance associated with selecting a relatively small number (~700) of possible cells from a very large population of possible cells spread from the Mexican to the Canadian border. Much effort has been expended on appropriate analysis methods for this type of data, culminating in the west coast trawl survey workshop held in Seattle in November 2006 (see background materials).

The NWFSC survey encounters canary infrequently, generally in less than 10% of the total tows conducted (Table 3, including slope tows, beyond the depth distribution for canary). However, when canary aggregations are encountered catches can be as large as 4.9 mt in a single 12-15 minute tow; this equates to an average density of approximately $1 \text{ kg} \cdot 2.5 \text{ m}^{-2}$. During the period 2003-2006, there have been only 5 tows that captured more than 200 kg of canary rockfish, 2004: 924 kg, 2005: 907 kg, 2006: 4,942, 1,250 and 653 kg. These large tows and many of the smaller ones are located primarily off the northern Washington coast near the Canadian border, or off northern California (Figure 7). The presence of infrequent very large tows creates a strongly right-skewed distribution of catch rates, still visible after log-transformation (Figure 8). These very large catches do not appear to be dominated by either very large individuals or very small individuals (Figure 9), indicating that these areas represent neither recruitment ‘hot-spots’, nor unexploited ‘pockets’ of very old canary rockfish.

Two indices of abundance are available from this time series: a design-based estimator relying on the mean catch-per-unit-effort in each of several strata, and an index based on a Generalized Linear Mixed Model (GLMM) approach which was endorsed by the trawl survey workshop for use in west coast stock assessments. These two methods are based on fundamentally different approaches to the data. In the GLMM approach, vessel-specific differences in catchability (due to engine power, trawling experience of the skipper, etc.) are explicitly captured via inclusion of random effects. In contrast, the design-based estimator relies on the balance of the design (which may be difficult to assess, given that this balance must occur through random allocation of cells in quality habitat for the species of interest). Further, due to the presence of a large number of tows capturing none of a given species and a few tows showing very high catch rates, the design-based estimator may be very sensitive to one or a small number of very large tows. The GLMM approach explicitly models both the zero catches as well as allows for skewness in the distribution of

catch rates through the use of a Gamma or lognormal error structure. These factors result in the GLMM approach being much more robust to a few large tows and likely more reflective of actual trends in population abundance, especially for patchily-distributed or infrequently encountered species like canary rockfish.

The biomass index based on either method shows similar trends of relatively flat biomass over the period 2003-2005 and an increase in 2006 (Table 4, Figure 10). The increase in the design-based estimator, largely a function of the 3 large tows in 2006 is clearly biologically implausible, and the associated variance renders this point quite uninformative in an assessment model context. In contrast, the 2006 value for the GLMM based estimator, while still heavily leveraged by the single very large tow in 2006 (Figure 11), is at least on the same order of magnitude as the rest of the time-series, although the variance remains large.

Survey catches of smaller canary (< 40 cm, the length at 50% maturity) show a spatial pattern that differs from total catch rates. Small canary are encountered across the coast, with no very large catch rates, but many smaller ones, especially in Central and southern California (Figure 12). This pattern differs substantially from catches observed in the triennial survey (see section below) even in 2004 (Figure 13), when both surveys were conducted nearly simultaneously. This is perhaps related to differences in survey design; the NWFSC design being randomized, while the triennial survey included limited searches from fixed transect lines (Figure 14); however this link is speculative at best. However, the NWFSC survey has expended slightly greater relative effort in shallow water where small canary might be more common than the triennial survey (Figure 15).

Twenty-eight bins from 12 to 66 cm were used to summarize the length frequency of the survey catches in each year, the first bin including all observations less than 12 cm and the last bin including all fish larger than 66 cm. These bins are populated with a modest, but consistent degree of sampling: 32-56 tows and 423-623 fish per year (Table 5). Broadly, the length frequency distributions for the NWFSC survey from 2003-2006 show a range of sizes captured from a few 12-14 cm individuals out to some 64 cm females (Figure 17). No clear cohorts, nor any obvious trend, are visible in the length data; however the size distributions for both males and females in 2006 showed very few small canary rockfish.

Age-frequency data from the NWFSC survey was compiled as conditional age-at-length distributions by sex and year. Individual length- and age-observations can be thought of as entries in an age-length key (matrix), with age across the columns and length down the rows. The approach consists of tabulating the sums within rows as the standard length-frequency distribution and, instead of also tabulating the sums to the age margin, instead the distribution of ages in each row of the age-length key is treated as a separate observation, conditioned on the row (length) from which it came. This approach has several benefits for analysis above the standard use of marginal age compositions. First, age structures are generally collected as a subset of the fish that have been measured. If the ages are to be used to create an external age-length key to transform the lengths to ages, then the uncertainty due to sampling and missing data in the key are not included in the resulting age-compositions used in the stock assessment. If the marginal age compositions are used with the length compositions in the assessment, the information content on sex-ratio and year class strength is largely double-counted as the same fish are contributing to likelihood components that are assumed to be independent. Using conditional age-distributions for each length bin allows only the additional information provided by the limited age data

(relative to the generally far more numerous length observations) to be captured, without creating a ‘double-counting’ of the data in the total likelihood. The second major benefit to using conditional age-composition observations is that in addition to being able to estimate the basic growth parameters ($L_{\text{age-1}}$, $L_{\text{age-20}}$, K) inside the assessment model, the distribution of lengths at a given age, usually governed by two parameters -- the CV of length at some young age and the CV at a much older age -- are also quite reliably estimated. This information could only be derived from marginal age-composition observations where very strong and well-separated cohorts existed, that were quite accurately aged and measured; rare conditions at best. By fully estimating the growth specifications within the stock assessment model, this major source of uncertainty is included in the assessment results, and bias due to size-based selectivity is avoided. Therefore, to retain objective weighting of the length and age data, and to fully include the uncertainty in growth parameters (and avoid potential bias due to external estimation where size-based selectivity is operating) conditional age at-length compositions were developed for the NWFSC trawl survey age data.

Age distributions included 35 bins from age 1 to age 35, with the last bin including all fish of greater age. Approximately half as many fish were sampled for age as for length, but these fish were collected from a similar number of tows (Table 5). These distributions show a tight range of ages at a given length, and clearly show the growth trajectory of females reaching larger sizes than males for a given age (Figure 18). It is often useful for interpretation to compute the marginal age-compositions, and include these in the assessment model (with the likelihood contribution turned off, so they do not affect model fit in any way) for comparison of the ‘implied’ fit to the margin of the age-length key. The marginal age compositions allow for easier visual tracking of strong cohorts (although this information is still imparted to the model using conditional age-at-length observations, it is harder to visualize) and offer a view of the data more familiar for those accustomed to diagnosing model fit based on marginal age-composition data. Although these NWFSC age distributions seem to show some diagonal structure, close inspection reveals that it does not track consistently through any of the recent cohorts (Figure 19). This time series is short, and does not encompass the period when substantial reductions in the canary population occurred, and so may be relatively uninformative in the assessment model, except for estimation of growth parameters.

2.1.2 Triennial trawl survey

The largest source of fishery-independent data regarding the abundance of canary rockfish is the triennial shelf trawl survey conducted by NMFS starting in 1977 (Dark and Wilkins 1994). The sampling methods used in the survey over the 21-year period are most recently described in Weinberg et al. (2002); the basic design was a series of equally spaced transects from which searches for tows in a specific depth range were initiated. In some parts of the coast this led to a very non-random allocation of stations with regard to the entire shelf area (Figure 14). In general, all of the surveys were conducted in the mid summer through early fall: the survey in 1977 was conducted from early July through late September; the surveys from 1980 through 1989 ran from mid July to late September; the survey in 1992 spanned from mid July through early October; the survey in 1995 was conducted from early June to late August; the 1998 survey ran from early June through early August; and the 2001, 2004 surveys were conducted in May-July (Figure 20). The

initial year of the survey in 1977 was based on a sampling design that spanned from 50 to 260 fm (91 to 475 m), i.e., it did not come as far inshore (30 fm) as the subsequent surveys conducted on a triennial basis from 1980 to 2001. The index was constrained in all years to only Monterey-US Vancouver INPFC areas and depths from 55-366m to produce the only consistent time-series available. Surveys that have extended south of Monterey have detected only very small abundances relative to the north, so lack of sampling in this area does not influence the relative index. Because of the large number of ‘water hauls’ eliminated in 1977, especially in the US Vancouver INPFC area, and because the sampling depths were not the same as the other years, the 1977 survey year was not used in the assessment. A full description of the water haul issue can be found in Zimmerman et al. (2001).

The bottom trawl survey provides information on the spatial distribution of canary rockfish from approximately 34 to 49° North latitude and 55-300+ m bottom depth. The pattern of increasing mean body size with depth is similar to that observed in the NWFSC survey. Catch rates are generally lower than those observed in the NWFSC survey (Figure 8), but the general areas where canary have been found recently are quite consistent (Figure 7). The small fish found shallower than 90m occur patchily along the coast, not spread over wide areas as seen in the NWFSC survey (Figure 12). Small canary rockfish were notably absent from the triennial survey in 2004, when they were observed quite frequently in the NWFSC survey (Figure 13). This is not due to sampling intensity, as the number of tows and fish sampled are similar to those in the NWFSC survey (Table 6).

A relative index of stock biomass was derived from the triennial shelf trawl survey using both the design- and GLMM-based approaches (Table 4, Figure 16). Both methods generally show a decline in the population through the mid 1990s and then a flat or slightly increasing trajectory. For the design-based approach, the catch-per-unit-effort (CPUE) index was created from the swept-area estimates of biomass (Gunderson and Sample 1980) from samples in the 30-200 fm (55-366 m) depth range. The same stratification was used for the GLMM-based estimates, which, although they show a similar trend, are somewhat lower on an absolute scale. This is likely largely due to the difference between the arithmetic mean catch rate for the design-based approach being much larger than the median of the lognormal distribution of catch rates assumed in the GLMM analysis. When plotted on a more appropriate scale, the GLMM-based index appears smoother, and shows a stronger and more consistent increase in abundance since the mid-1990s (Figure 11). This index is slightly lower than the NWFSC, indicating a difference in either catchability, selectivity (also supported by the difference in length distributions in 2004), or both. It is uncertain why the 1980 observation was lower than 1983 when the population was likely declining rapidly under very large removals, but this pattern is present for both index approaches and for other species, as well.

Size distributions (fork length in cm) were calculated following the standard estimation methods used throughout the survey series (Dark and Wilkins 1994). The numbers of fish and number of hauls represented in each year of the survey are presented in Table 6. Length-frequency distributions by sex for canary rockfish sampled in the survey for the years 1983-2004 (lengths were collected over a very limited geographic range in 1980, and have been excluded in past assessments) show a modest decline in mean size

between 1983 and 2001 (Figure 21). However, relatively large fish of both sexes were again encountered in 2004.

Conditional age-frequency distributions were calculated using the same approach applied to the NWFSC trawl survey ages. These distributions were based on a very heterogeneous number of fish among years, with 1983 having the largest relative sample size and some years missing entirely (Table 6). The pattern of relatively little variation about the dimorphic growth curve is evident in the conditional plots for males and females (Figure 22, Figure 23) as it was for the NWFSC data. Note that no otoliths were analyzed from the surveys conducted in 1986 or 1998. In 1992 all age samples were taken from north of 46°N and, although the sample size is relatively small, may not be representative of the coast-wide population. When summed to the marginal distributions (again used for interpretation, but not contributing to the total likelihood) little evidence of strong or consistent cohorts is evident in either the female or male age distributions (Figure 24). The abundance of males at ages greater than 20-25 is evident in the triennial survey distributions, although the data are clearly quite noisy. This pattern is observed in all of the canary datasets available and was a topic of much investigation in the 2002 and 2005 assessments. It was generally concluded that this pattern was due to a combination of reduced availability of larger females to survey and fishery gear, as well as increased natural mortality of older females beginning after maturation (approximately 7-8 yrs); however this is a topic for continued exploration.

2.1.3 Pre-recruit survey

A mid-water trawl survey of pre-recruit pelagic juvenile rockfish (*Sebastes* sp.) and Pacific hake (*Merluccius productus*) has been conducted by the Southwest Fisheries Science Center (SWFSC) since 1981. Until 2000, this survey consisted of 1-3 passes over a relatively limited area from 36°-39° North latitude (the “core-area”) off the central California coast (roughly 25% of the U.S. coastline). Beginning in 2001, the PWCC/NWFSC contributed a second vessel, and the geographic extent of this survey was dramatically increased to cover nearly the entire U.S. coastline. The survey spanned 35°-45° from 2001-2003, 33°-47° in 2004, and 33 °-48 ° in 2005-2006. In 2006, a workshop was held to evaluate the application of pre-recruit indices as auxiliary information to estimate and predict year class strengths in stock assessments and to better understand how the distribution of specific species and the extent of survey coverage might influence the use of these data (Pre-Recruit Survey Workshop, September 13-15, 2006, SWFSC, Summary Report Prepared by: J. Hastie and S. Ralston).

The pre-recruit catches of canary rockfish over this time series were compared with assessment model estimates of recruitment and the distribution of catch rates in those years with nearly coast-wide coverage (2001-2006) were compared with catch rates within the “core-area”. Smoothed catch rates by latitude show that much of the pre-recruit catch has occurred north of the “core-area” over the period 2001-2006, with 2005 and 2006 showing almost no catch south of 40° (Figure 25). Based on this analysis, the pre-recruit survey workshop recommended not using the longer core-area index for canary and other species with more northerly or southerly distributions, but instead using the shorter coast-wide index (Pre-Recruit Survey Workshop, September 13-15, 2006, SWFSC, Summary Report Prepared by: J. Hastie and S. Ralston).

Subsequent to the pre-recruit workshop, three estimators were developed as relative indices of recruitment strength based on the 2001-2006 pre-recruit catches (“Coastwide Pre-Recruit Indices from SWFSC and PWCC/NWFSC Midwater Trawl Surveys (2001-2006)”, S. Ralston, SWFSC, unpublished analysis). All three of these indices showed a very similar trend for canary rockfish among recent years, with 2002 and 2004 being somewhat stronger year classes than 2001, 2003 and 2005-2006 (Figure 26). The ANOVA was the recommended approach, because it accounts for a number of likely factors influencing pre-recruit catches including depth, vessel, and period effects as well as a year x latitude interaction. In contrast to the index values, the sampling variance estimated from each approach differed substantially, with an average CV from the design-based estimator of 0.31, 0.32 from the Delta-GLM approach and 0.05 from the ANOVA-based analysis. The largest of these was used, since it had a comparable value to the CVs of the trawl surveys. This appeared preferable to merely applying a constant CV over the time series since it at least captured some of the inter-annual differences due to sampling variance. The final index used for comparison in this assessment is shown in Figure 27.

2.1.4 Canadian survey data

The NMFS triennial trawl survey extended into Canadian waters in a few years. The trend in biomass for the Canadian area has been used as a relative index of the Canadian resource off Vancouver Island and shows a declining trend similar to that observed in adjacent U.S. waters. A Canadian fishery-independent groundfish bottom trawl survey for the area off Vancouver Island was initiated in 2004, but since no more recent data is available it does not yet constitute an index. A fishery-independent shrimp survey was conducted off Vancouver Island over the period 1975-2005. This index has been quite variable, but has shown a 60-80% decline depending on how it analyzed (Stanley et al. 2005). In total, Canadian surveys for the area most likely to be linked to the U.S. resource, the waters off Vancouver Island, have shown similar declining trends to those observed for U.S. areas.

2.1.5 Other fishery independent data

A cooperative fishery independent hook-and-line survey targeting rockfish in the Southern California Bight has been conducted annually by the NWFSC using chartered sport-fishing vessels since 2004. This survey is based on multi-hook rod and reel gear similar to that used in the recreational fishery. Around 100 representative ‘stations’ comprised of a patch of rocky bottom or set of GPS coordinates over likely habitat are sampled each year using a fixed number of hooks for a fixed duration at each site. Catch rates, length- and age-frequency distributions as well as individual weights and genetic samples are routinely collected for all species encountered. Although this survey shows promise for use in Vermilion (*Sebastes miniatus*) and bocaccio rockfish stock assessments, few canary have yet been encountered (30 in all years combined). Data from this survey were not included in this assessment; however it may prove worth investigating in the future.

Beginning in 2005, Oregon State researchers performed hook-and-line sampling at 17 locations from Washington to California (personal communication, D. Sampson and S. Heppell, Oregon State University). This project also used chartered sport fishing vessels to

sample areas of rocky habitat with known canary rockfish populations using rod-and-reel gear. During 2005 and 2006, 528 canary rockfish were collected; sex, weight, length, age, and maturity information was recorded for each. Many relatively large and old female canary rockfish were observed among the fish captured. Final assignment to sex of all sampled canary is pending histological analysis and, when complete, may be used for comparison with predicted age-and length-compositions in future assessments. The appropriate selectivity curve to apply to these data to make them comparable to model predictions is unknown, and would likely need to be derived within the assessment model.

Another cooperative project was performed by the NWFSC in 2005 to assess the applicability of using echo-integration and underwater video cameras to enumerate widow rockfish (*Sebastes entomelas*). A cable-mounted towed camera sled, and a midwater trawl net with no codend and a video camera mounted in the net were successfully used to observe both widow and canary rockfish. This project was preliminary, but documented that these species could be located and enumerated via these methods and that length-frequency data could be collected as fish were herded through the trawl gear (but not actually captured). No quantitative results are available for canary rockfish and the project has not been extended, due to reductions in funding for cooperative research.

A similar project specifically targeting canary rockfish was undertaken in 2006 by OSU researchers (personal communication, D. Sampson and S. Heppell, Oregon State University). This effort used 'rock-hopper' bottom trawl gear to sample very rough bottom habitat with a trawl net that included a camera mounted near an angled grate (instead of a cod-end) at the back of the trawl. The grate was used to move canary out of the trawl and through the field of view at a relatively fixed distance from the trawl-mounted camera. From the recorded video, fish passing through the net could be enumerated, identified to species, and length estimated based on lasers mounted with the camera. A number of trawl sets were made during 2006, and some very dense aggregations of canary rockfish were encountered. Enumeration of the fish encountered is ongoing and results, including density estimates, may be available soon, although not in time for comparison with this stock assessment (personal communication, S. Heppell, OSU). These density estimates may allow insight into the encounter rate of other surveys and commercial fishing operations of large canary aggregations as well as the size and frequency of these aggregations. Further, this type of research could provide valuable data, in the form of an index of abundance, to the canary assessment if it can be conducted in a systematic fashion over broad areas of the coast.

2.2 Biological Data

The following section outlines a number of biological parameters estimated outside the assessment model from a variety of data sources. These values are treated as fixed and therefore uncertainty reported for the stock assessment results does not include any uncertainty associated with these quantities.

2.2.1 Weight-Length

The weight-length relationship is based on the standard power function:

$$W = a (L^b)$$

where weight is measured in grams and length in centimeters. The parameters used are those from the 2005 assessment and represent weight-length data pooled from all sources (fishery and survey) and both sexes (Table 7, Figure 28). Canary rockfish were roughly: 0.06 kg at 15 cm, 0.51 kg at 31 cm, 1.19 kg at 41 cm, 2.31 kg 51 cm and 5.29 kg at 67 cm.

2.2.2 *Maturity and fecundity*

Canary rockfish off the U.S. Pacific coast exhibit a protracted spawning period ranging from September through March, probably peaking in January and February (Love et al. 2002). Like many *Sebastes* species, canary rockfish are ovoviviparous, whereby eggs are internally fertilized within females and hatched eggs are released as live young (Love et al. 2002). Past assessments have explored maturity-at-age and maturity-at-length relationships for female canary rockfish from a variety of data sources. Maturity information is generally sparse, and has not been collected in a systematic fashion across time, and does not always agree between studies. The most consistent maturity schedules have been based on specimens sampled during the months of September through February, which generally represent the spawning months for canary rockfish off Oregon and Washington. Further, to minimize biases likely present in the original sample data, maturity information for ages (and lengths) with extremely low sample sizes (e.g., <10 specimens) have been omitted from the maturity-related analysis and occasional old (and large) fish (e.g., >20 years of age and >55 cm in length) that were recorded as immature have been removed from the analysis, given the strong likelihood that the maturity of these animals was misidentified. The maturity schedule for female canary rockfish used in the 2005 assessment model was based on observations from the Oregon and Washington combined trawl fishery and is retained in the current assessment as no new maturity data are yet available. The length at 50% maturity is 40.5 cm, with only 5% mature at 29 cm and 93% by 51 cm (Table 7, Figure 28).

Although some rockfish show fecundity relationships that increase more steeply with length than does body weight (e.g., darkblotched; Rogers 2005) there are no data suggesting this pattern for canary rockfish. The only published fecundity data (Gunderson et al. 1980) show a linear relationship with length, although this is only over a limited range of lengths, and similar to the assumption that fecundity is a function of weight (Figure 29). In this assessment, fecundity was assumed to be proportional to female body weight (Table 7, Figure 28), and therefore estimates of spawning biomass, not spawning output are used in the calculation of reference points.

2.2.3 *Natural Mortality*

Beginning with the 1990 canary assessment (Golden and Wood 1990), this species has been modeled with a single natural mortality rate for males and young females and an increasing rate of natural mortality with age for females. Golden and Wood used an estimate of $M = 0.06$ for males of all ages and young females and 0.15 for old females. Subsequent assessments conducted in 1994 (Sampson and Stewart 1994) and 1996 (Sampson 1996) relied on similar model configurations and used roughly the same estimates of M , with a constant M of 0.06 for males of all ages and young females (less than 9 years of age), and age-dependent M for older females that increased in a linear fashion from 0.06 (age 9) to roughly 0.18 (age 25). Early research applicable to groundfish

stocks found off the Pacific coast of Canada also indicated that old female canary rockfish were much less common in the sample data than were males, and supported total mortality estimates (Z) for males in the range of 0.03-0.07 and 0.11-0.24 for females (Archibald et al. 1981). Recent review of data for canary rockfish stock off Canada led to the conclusion that an age-averaged M of 0.02-0.04 for males and 0.06-0.08 for females was generally appropriate (Stanley et al. 2005).

This assessment remains consistent with older analyses and fixes the rate of natural mortality at 0.06 for males and young females. The degree of increase for older females (age 14+) is treated as an estimated parameter as in 2002 (there M was linked directly to maturity) and 2005.

2.2.4 Ageing Precision and Bias

Much new information has been collected on ageing error and imprecision since the 2005 assessment was completed. A cross-read study was initiated between the Cooperative Ageing Program (CAP, a joint effort between the NWFSC and Pacific States Marine Fisheries Commission that has replaced an older Oregon Department of Fish and Wildlife ageing lab) and Washington Department of Fish and Wildlife age readers. These two facilities exchanged thousands of otoliths for duplicate comparative age readings and re-read many historically collected structures that had been aged at different times and by different methods (break-and-burn or surface ageing - done prior to about 1983) and readers. An additional (and substantial) effort was made to age many structures that had been collected over the last 30 years but never aged. These new data allowed (required) a full reconsideration of ageing bias and imprecision for available methods and readers across all ageing data available for canary rockfish.

In the 2005 assessment, a single ageing error key determining the level of bias in observed vs. true age and imprecision (the degree of variability in observed age at true age) was used to 'smear' model expectations in the observation sub-model of SS2 and generate appropriate predictions to compare with observed age-frequency data (Methot 2005). Age-validation of break-and-burn age readings through the bomb radiocarbon method (Piner et al. 2005) had indicated that there was a small negative bias associated with the production aging of canary rockfish at the CAP lab. Although based on a small number of individual fish ($n=16$), the average production age was 2.9 years less than the estimated age via bomb radiocarbon analysis. A linear relationship assuming no bias at age 0 was fit to the observations; this fit resulted in an estimated bias of -2.77 years at age 30 (Figure 30). This relationship was applied to all ages used in the model. The appropriate level of imprecision was estimated by comparing independent readings from two age readers. It was assumed that each reader has a normal distribution of possible age readings for each fish. The standard deviation of this normal distribution was estimated by computing a normal distribution of possible ages for each age reader, computing the probability that they would agree, be off by 1, 2, 3 or 4 years, then using the Excel Solver routine to search for the value of the standard deviation that would best match the observed frequency distribution of comparisons between the two readers. All historically surface-read ages were excluded, due to known (but not quantified in the assessment) levels of bias and imprecision associated with using this method for a long-lived species (Boehlert and Yoklavich 1984).

No new radiocarbon studies have been conducted, although a simulation experiment was performed to elucidate whether the small sample size associated with the 2005 study would translate into more uncertainty in the stock assessment results if the degree of bias were estimated inside the assessment model likelihood (I. Stewart and K. Piner, manuscript in review). The result of this exercise was that this source of uncertainty did translate into slightly wider confidence intervals for management quantities. Further, it was found that the assumption of linear bias was appropriate (relative to two other functional forms) given information in the other data in the assessment model, and that increases in the sample size were unlikely to resolve the uncertainty in functional form.

For the current analysis, all sources of ageing information were revisited both through inspection of the various cross- and double-read efforts as well as through simultaneous estimation of bias and imprecision for all studies in a rigorous statistical framework programmed in AD Model Builder (Otter Research Ltd. 2005) by A. Punt, University of Washington (personal communication).

Very close agreement was observed between recent CAP ages and older reads done by ODFW during the mid-1980s (Figure 31). This consistency within a single facility over time is not surprising, as break-and-burn methods and equipment have not changed substantially over this period and experienced readers generally train their replacements and others in the lab. When CAP and ODFW ages were compared with recent WDFW ages, a slight negative bias was observed for the CAP ages, especially for the oldest fish in the samples (Figure 32). This pattern was in part responsible for the recent additional work completed by WDFW and very consistent with the estimates of bias generated by the radiocarbon validation (Piner et al. 2005).

Re-ageing of historical samples read by ODFW for WDFW in the mid-1980s revealed two problematic issues. Very large dispersion, was observed in comparative reads (as much as 50-60 years in some cases) indicating that some type of error had occurred in the raw data, transfer of data between labs, or translation of data between databases over time (Figure 33). Because of this result these age data were not included in the current assessment, and an extensive effort to supplement those years with recent age reading was made by WDFW where additional samples existed that had not previously been aged. The end result was that the sample sizes remained roughly equivalent for the Washington fishery over that time period but the quality of the data has been substantially improved. Second, an excess of fish aged to be 25 years old was observed (Figure 33). It was discovered that this pattern existed only for a small subset of years in the mid-1980s and was due to an effort to make the ageing process more efficient. Specifically, the ager would not spend large amounts of additional time counting rings beyond the oldest age used in stock assessments at the time (25), but would just record the age as 25+, the "+" not being carried through from paper to electronic data. The few cases of this type of age "binning" that remained in the ODFW and WDFW databases were re-aged for consistency with current needs (this and recent assessment models explicitly deal with fish to 35 years).

A further comparison of historical surface-read ages and current WDFW break-and-burn techniques was also performed. Like many other species (Boehlert and Yoklavich 1984), surface methods for canary appear quite biased above approximately age 20, and never record ages in excess of about 40 years (Figure 34).

A statistical program to simultaneously estimate bias and imprecision from multiple ageing methods was written by A. Punt, (University of Washington) for use in generating inputs to SS2. This program estimates the underlying age distribution of a sample from up to four double- or cross-reads for each age structure, and can do this for multiple samples simultaneously. The most important assumption of the estimation technique is that at least one ageing method must be unbiased, so it is therefore not an age-validation. Functional forms can be explored for each method for both the bias (none, linear, type 2) and the imprecision (constant CV, or type 2 increase in CV with age). Because the technique requires that the underlying age structure of each sample be estimated, a reasonably large quantity of data spread over the entire range of ages present in the sample is needed (personal communication, A. Punt, unpublished results). A few very old ages do not contribute appreciable information but require many more parameters in the underlying model and create instability during estimation. For this reason, each analysis must be truncated at a maximum age that is well represented in all samples.

Four separate canary rockfish data sets were available for this analysis: 1) CAP x CAP/ODFW, 2) WDFW x surface, 3) WDFW x CAP and 4) WDFW x WDFW x CAP. Evaluation of these data showed a very long tail of old ages, with most of the individual reads between the ages of ~5-20 (Figure 35). Exploration of the estimability of ageing bias and imprecision over various maximum ages resulted in the choice of age 20 as the largest age to include in the analysis. A step-wise approach to complexity resulted in a final model where WDFW ages were assumed to be unbiased and have a linear CV with age, CAP/ODFW ages had a linear bias and linear CV, and surface ages had a type 2 form of bias and linear CV. Functional forms were extrapolated from age 20 to age 35, the maximum age in the assessment model (Figure 36). The relationships obtained from this analysis were very consistent with both visual inspection of the raw data, and comparison with the radiocarbon analysis used in the 2005 assessment (Table 8, Figure 32, Figure 34).

2.2.5 Research removals

Research catches have historically been only a tiny fraction of the total removals from the canary rockfish population. However, as total mortality has been very low since 2000, the relative contribution of research removals to the total has increased. This was particularly true in 2006, when research catches comprised 7.8 mt out of an estimated 47.1 mt of total removals (Table 9). Research catches are now explicitly accounted for in the stock assessment.

2.3 Fishery Dependent Data

2.3.1 Historical Catch Reconstruction

In the 2005 assessment, a reconstruction of historical removals was undertaken to more realistically reflect both the cumulative removals that have occurred from the coast-wide canary rockfish population as well as capture some of the variability during the time series. Documented landings of “rockfishes” were assembled from a variety of sources; this type of aggregated data was all that was available as individual species were not routinely identified until the 1960s. Since most landings were not identified by gear type, the focus of this effort was directed at trawl landings or mixed categories. Results are shown in Figure 3 and Table 9.

By state, historical catches were derived via the following data sources and methods:

California: Previous assessments used a ratio of 0.176 trawl-caught canary rockfish to total rockfish catch over the period 1942-1963. Based on landings derived from the California Department of Fish and Game bulletins summarized in a historical review (Bureau of Commercial Fisheries 1949), this ratio was applied back to the beginning of fully documented landings in California in 1916. Fish and Wildlife Service current fishery statistics series documents were available for nearly all of the period 1942-1964 (1943, 1944, 1945, 1946, 1947, 1948, 1949, 1950, 1951, 1952, 1953, 1954, 1955, 1956, 1958, 1959, 1960, 1961, 1962, 1963, 1964, 1965) and closely matched the total from the source above and the implied total from the ratio. The division of these landings between the northern and southern fleets was unknown, so they were included as aggregate observations, but it seems likely that the removals may be appropriately characterized through the northern selectivity pattern, as the stock would have been quite lightly exploited during this period. A similar approach was used to reconstruct the California non-trawl landings, although these fleets represented a much smaller proportion of the total rockfish category (0.034). Early reports indicate that rockfish comprised only 5% of the total catches of the early non-trawl fishery in California (Clark 1935), and that the proportion of nearshore species, such as black rockfish (*Sebastes melanops*) may have been much higher in the early years (before the mid 1940s) of the non-trawl fishery (Scofield 1948, Phillips 1964). However, this landings reconstruction generates reasonable cumulative total removals prior to that period, and the reconstructed series is quite close to the series used in the 2002 assessment.

Oregon: For the previous assessment, as time-series of total rockfish landings was derived from the following sources: 1928-1949 from Cleaver (1951), 1950-1953 from Smith (1956), 1954-1955 from Fish and Wildlife Service current fishery statistics series (1955, 1956), 1956 from the Pacific Fisherman Yearbook (1957), 1957-1961 from the Fish and Wildlife series (1958, 1959, 1960, 1961, 1962), 1962-1967 from the Oregon fish commission (Meierjurgan et al. 1966) and 1968-1970 from the Pacific Marine Fisheries commission annual reports (1970a, 1971). Additional series were available from the Fish and Wildlife series 1942-1953, 1962-1964, the Pacific Fisherman yearbook series from 1944-1945 (1947), and the National Fisherman 1968-1969 (1970b). There was very close agreement between the landings from these additional series and the series used in the reconstruction. For the period 1967-1970, the ratio of canary landings to the total rockfish

landings was 0.241 (range = 0.075-0.374). This ratio was applied throughout the time series to approximate the canary landings by year.

Washington: Total rockfish catch prior to 1967 was derived for the current assessment from the following sources: 1930-1941 and 1956 from the Pacific Fisherman yearbook, 1942-1955 and 1957-1964 from the Fish and Wildlife series, 1965-1970 from the Pacific Marine Fisheries Commission reports. These series were quite similar with two exceptions, the catches from 1945, estimated to be 7,300 mt in the Pacific Fisherman Yearbook and 11,552 mt in the Fish and Wildlife series, and the landings from 1958-1960. The Fish and Wildlife statistics were used where available, because they specifically excluded Pacific ocean perch (POP) landings, where the Pacific Fisherman yearbook was somewhat unclear on whether POP had been included in the rockfish totals or not. The landings from the Pacific Fisherman in 1963-1966 and the National Fisherman 1967-1968 were much higher than the PMFC reports, also presumably due to the inclusion of POP. For the period 1967-1970, the ratio of U.S. canary landings to the total rockfish landings was 0.079 (range = 0.050-0.119). This ratio reflects the exclusion of both the portion of the landings caught in Canadian waters, estimated to be 0.149 in 1953 (Alverson 1956), and the portion of the total rockfish landings that are specifically canary, estimated to be 24% in Oregon by the above ratio. This value, 0.079, was applied throughout the time series to approximate the Washington canary landings by year.

No further changes were made to the historical reconstruction during this assessment, as no new information has become available.

2.3.2 Recent Landings (1981 to present)

Recent landings reflect the most current information from the PacFIN, CalCOM, NORPAC, RECFIN and State recreational databases. Commercial landings estimates of canary rockfish from 1981 to 2006 were generated from the PacFIN database (Extraction: June, 2007, Daspit et al. 1997) for Oregon and Washington. California commercial landings were based on the CalCOM data and species and gear expansions for the period prior to 1981 where the two sources do not currently agree. The at-sea catches occurring incidentally to the whiting fishery were generated from the NORPAC database (V. Tuttle, personal communication) and included in the trawl totals.

A new commercial fleet is included in this assessment in an effort to better describe the current removals from the canary rockfish resource and to best utilize all of the available biological data. Bycatch of canary rockfish in the at-sea whiting fishery has previously been added to trawl fishery removals, and biological sampling information used for comparative purposes only. This source is now treated as a separate fleet, so that both removals and biological data can be included following the same methods applied to other fleets. This source of mortality occurs as a very small percentage (by weight) of canary bycatch during midwater trawling for whiting. Mandatory on-board observers sample as many rockfish as possible (focusing on overfished species) in addition to their primary goal of sampling whiting as they are processed.

2.3.3 Discards

Discard of canary rockfish by commercial trawling vessels was assumed to be minor prior to 1995, when trip limits specific to this species went into effect. Some research

(Sampson and Stewart 1994, from: Pikitch et al., 1988), indicated that market-induced discard (e.g., unacceptable sizes or lack of a market) was insignificant and the small amounts (roughly 1%) of discard in the 1980s and early 1990s were due to management-related causes (e.g., regulations on rockfish species in general). In the 1996 assessment (Sampson 1996), a discard rate of 1.23% was developed for trawl-related catches made from 1983 to 1994, when canary rockfish were regulated as part of the *Sebastes* complex, and a rate of 16% was used for 1995. The 16% discard rate for the trawl fishery was established by the Groundfish Management Team (GMT) of the Pacific Fishery Management Council (PFMC) following discussions regarding predicted levels of discard (150 mt) associated with the newly adopted harvest guideline in 1995 for canary rockfish in the northern INPFC areas (roughly 1,000 mt). The value of 16% was based on the discard rate calculated for widow rockfish as part of the Pikitch et al. study (1988).

The 2005 assessment used the discard rates developed in previous assessments up to 1999. These were 0.0123% for all commercial fleets until 1994 and then 16% for all commercial fleets until 1999. Beginning with the year 2001, there were discard observations collected by the West Coast Groundfish Observer Program that were considered applicable to some fleets. The trawl fleets had a discard rate based on at-sea observer data on a year-specific basis for 2002-2004, with pooled estimates from all years used to generate estimates for 2000-2001 (2000 was included because regulatory changes in footrope size made this year more similar to the subsequent period than the late 1990s). These estimates ranged from 14.8% (California trawl fleet in 2000) to 75.7% for the Washington trawl fleet in 2000, and are given in Table 10. The non-trawl fleets were assumed to have discarded 4 mt coast-wide in each year, based on the total discard mortality calculated for 2003 associated with nearshore rockfish fisheries and the fixed gear sablefish fishery by the Groundfish Management Team (J. Hastie; personal communication). Recreational discarding was incorporated through the use of the landed and discarded dead (A + B1) categories.

Discard rates used for 2004 and 2006 were calculated to be consistent with total mortality estimates created for the Pacific Council and the GMT. By working backward from the total mortality, or total discard by weight and the current landings estimate, a likely discard rate was developed for each fleet. Because the delineations over geography, between gear types and tribal vs. non-tribal sectors often differ from GMT “scorecards” and other summaries available from the Council, it may be misleading to compare the actual discard rates and comparisons should focus on total mortality values. Where updated landings, bycatch estimates or research catches were available the most up to date information has been included in this assessment.

Biological sampling has been conducted as part of the West Coast Groundfish Observer program since its inception in 2001. These data were not used in the 2005 assessment. The current assessment treats observations of the discarded canary rockfish in a similar manner to those collected from port samples. Biological observations from each tow are expanded from the fish actually measured to the total number of fish in the biological sample. This number is then further expanded to the estimated total number of fish in the discard for that tow. Expanded length- (or age-) frequencies were then brought to the fleet level by multiplying each value by the ratio of total discarded weight for that fleet to the total discard that was sampled by the observer program. This allowed port and observer

samples to be combined into a set of biological observations representing the entire catch of canary rockfish for that fleet and year. Observer samples comprised most of the biological data for the commercial trawl and non-trawl fleets in 2004-2006, due to limitations on landing canary restricting the access of port samplers to a very small fraction of the total mortality.

2.3.4 Recreational Fishery

Estimates of recreational catch from 1980-2006 were generated through use of the RecFIN information system and also obtained directly from the states of Oregon and Washington. For much of the time series (but to a lesser degree in Washington), estimates were based on data gathered using MRFFS sampling protocols. However, in more recent years, estimates for some segments of the recreational fishery have relied primarily on data collection programs administered by the state agencies. The MRFFS procedure has generally been used to estimate effort of recreational fishermen, through use of phone surveys, and species catch composition and CPUE through port sampling of individual trips. The recreational fleet in California was divided (around San Francisco Bay) into southern and northern components, in the assessment, to reflect the tendency for the southern fleet to capture much smaller canary than the northern fleet. Recreational landings were compiled from the following sources by state and time period: Washington, 1975-2006 from state sampling program (F. Wallace, personal communication). Oregon: 1981-2000 from RecFIN, 2001-2006 from State sampling (D. Bodenmiller, personal communication), California: Estimates from the 1999 assessment (Williams, 1999) 1950-1979; 1980-2006 RecFIN split into northern and southern areas through post-stratification of the RecFIN estimates. Missing data from 1990-1992 were interpolated based on adjacent years. CPFV landings were added where missing (1993-1995) based on CPFV landings expanded from the logbooks (D. Wilson-Vandenberg personal communication; July, 2005). In Washington and Oregon, catches prior to the late 1970s were small enough in comparison to other removals that no reconstruction was attempted.

An analysis is currently underway to revise the methods used to estimate recreational catches from California for all species. Results from this effort are expected to be available in late 2007 and may substantially revise the time-series for some species. Qualitative evaluation of the magnitude of change on canary estimates was provided by California Department of Fish and Game staff and suggested no large effect on canary removals, but this topic will likely need to be revisited in the next assessment cycle.

Recreational length-frequency distributions were compiled from data available through RecFIN. Oregon and Washington were combined and the distributions constructed through weighting the length frequencies by the sampled catch via the standard RecFIN method. California length-frequency distributions used the raw length-frequency observations, and were divided into the northern and southern fleets based on the county in which the sampling took place. The northern area included all counties north of the San Francisco bay area. Counties which were not adjacent to the coast were excluded because the location of the fishing activity was unknown.

2.3.5 Foreign Catches

From the late 1960s through the early 1970s, foreign trawling enterprises harvested considerable amounts of rockfish off Washington and Oregon, and along with the domestic trawling fleet, landed large quantities of canary rockfish. Foreign catch estimates have not been revised in the current assessment, but follow those used in the 2002 and 2005 assessments, and reflect the large body of work that has gone into a thorough allocation of species to the foreign removals (see: Rogers 2003). These removals are included in the trawl fleets by state as was done in the 2002 and 2005 assessments.

2.3.6 Fishery Logbooks

A California trawl fishery CPUE time series was developed in the 2002 assessment through the use of GLM techniques applied to censored logbook data. This CPUE series was not updated for the 2005 assessment and was removed from the final model due to uncertainty about the proportionality of canary catch rates to population abundance. The California Department of Fish and Game charter boat logbook CPUE series, generated in the 2002 assessment was also removed from the final assessment model in 2005 for similar reasons. Given recent spatial and temporal closures imposed on the recreational fisheries from all three states, as well as regulations prohibiting the retention of canary rockfish, it is doubtful that a meaningful extension could be generated for this series. These data are generally consistent with model trends and would provide little new information; they are therefore not included in the base case model for this assessment.

2.3.7 Fishery Biological Sampling

Commercial landings of rockfish and the biological characteristics of these landings were not consistently sampled for scientific purposes until the early 1960s (Niska 1976). Statewide sampling programs to determine species compositions of the landed catches began in the late 1960s (Golden and Wood 1990). The first rigorous monitoring programs that included routine collection of biological data (e.g., sex, age, size, maturity states, etc.) were begun in 1980. Currently, port biologists employed by each state fishery agency (California Department Fish and Game, Oregon Department of Fish and Wildlife - ODFW, and Washington Department of Fish and Wildlife - WDFW) collect species-composition information and biological data from the landed catches of commercial trawling vessels that have completed their fishing trips. The sampling sites are commonly processing facilities located at ports along the coasts of California, Oregon and Washington. The monitoring programs currently in place are generally based on stratified, multistage sampling designs.

Commercial length-frequency distributions were developed for each fleet for which observations were available, following the same bin structure as was used for research observations. A variety of methods and stratification schemes for expanding the length-frequency data were explored as a result of both sparse (few trips and/or individual fish) sampling in many years for some fleets, and patchy (most trips or individuals coming from one or more portions of the spatial strata) sampling over space within and among years. For each fleet, the raw observations (compiled from the PacFIN and CalCOM databases) were expanded to the sample level, to allow for any fish that were not measured, then to the trip level to account for the relative size of the landing from which the sample was obtained. These expanded length observations were then combined within years for each fleet. Where

observer data and port data were both available, observations were weighted based on the ratio of landings to discards for that fleet in that year. Age frequencies were computed in the same manner. Sampling statistics for each fleet and year are given in Table 11, Table 12, Table 13, Table 14, Table 15, and clearly show the different sampling targets employed over different time periods and between state agencies.

The weighted length-frequency distributions are shown in Figure 37, Figure 38, Figure 39, Figure 40, Figure 41, Figure 42, Figure 43, Figure 44, Figure 45, and Figure 46. Where a large proportion of the annual observations were recorded as unidentified sex, both sexes were combined and are treated as such in the model. By fleet, a number of important patterns are visible in the data. The southern California trawl samples, although clearly quite noisy, show the somewhat smaller fish generally encountered in the southern extent of the species range (Figure 37). The much more data rich northern California trawl fleet captured much larger fish than the southern fleet in the early part of the time-series and has shown a decline in mean length of the catch from 1978 to the mid-1990s, with little change thereafter (Figure 38). The Oregon trawl fleet has also shown a decline in size of canary captured from the late 1970s to the mid 1990s (Figure 39). The length data from the Washington trawl fleet prior to 1976 are not delineated to sex and it is unclear why the 1975 observation shows such small fish (Figure 40); this observation was removed pending further investigation of the raw data. Sex-specific length distributions from the Washington trawl fleet show a similar pattern to those in the Oregon trawl fleet with perhaps slightly less decline in mean size of canary encountered (Figure 41). Both the southern and northern California non-trawl fleets show very large declines in mean size of canary rockfish through the entire time-series (Figure 42). The Oregon-Washington non-trawl fleet shows a drop in mean size only between 1995 and 2000, although data are mostly absent prior to this period (Figure 43). All three recreational fleets appear to target much smaller canary rockfish, in the 25-30 cm range (Figure 44, Figure 45). The canary rockfish captured as bycatch in the at-sea whiting fishery appear to be limited to a very small range of sizes between 42 and 58 cm (Figure 46).

Weighted age-frequency distributions were compiled by fleet for break-and-burn ages only. Although surface ages could be used with the newly developed bias and imprecision described above this task was not completed for the current assessment. Recent ages from Washington are separated such that the appropriate age-error key can be applied in the assessment model (duplicate observations occurred only for the Washington trawl fleet). The possibility of treating all commercial age data as conditional age-at-length data was explored, and the entire set of compositions were compiled, but model run time (> 12 hrs) prohibited this approach at present. Therefore, marginal commercial age-frequency distributions were compiled and are presented in Figure 47, Figure 48, Figure 49, Figure 50, Figure 51, Figure 52, and Figure 53. As described below, the non-orthogonal nature of length and age data was considered when data weighting was performed.

Age data for southern and northern California were very sparse (no data between 1986 and 2000), but only fish younger than age 18 have been observed in recent years (Figure 47, Figure 48). Age compositions for the Oregon trawl fleet show a clear decline in both males and females older than ~ age 20 throughout the time-series. Further, the sex-ratio skewed toward males at older ages is also quite pronounced (Figure 49). Only a modest decline in older fish (mostly the males) is visible in the Washington trawl age data

from either ageing lab (Figure 50, Figure 51). Data for the Oregon and Washington non-trawl fleet is sparse enough that little pattern can reliably be discerned (Figure 52). Age data from the at-sea whiting fishery was available only for 2003-2005 and shows little pattern, although canary < age 6 are never encountered in this mid-water fishery, indicating the potential for a behavioral difference with age (Figure 53). No age data are included for any of the recreational fleets. Although some age data are available from the Oregon recreational fleet, they are not included in the current assessment, but should be explored in the future.

Although lack of fit due to changes in growth over time can be diagnosed through model results, a preliminary evaluation of the mean size at age for the most reliably aged fish (WDFW aged in the last year) was performed. No clear trends were visible over the age range of 6-15 although inter-annual variability and sampling noise can be hard to delineate (Figure 54). Based on this and other preliminary exploration of the raw data, no effort was made in this assessment to explore changes in canary growth rates over time.

In aggregate, the biological data from fishery sources shows no evidence of strong year-classes moving through the population. This could be due to low recruitment variability, noisy data, or both. Further, declines in mean size and age seem to show a latitudinal cline, with more extreme declines to the south, and very little decline observed in Washington. The degree to which this is due to changes in selectivity, differential fishing mortality by latitude or other factors is unknown.

In the 2005 assessment, sparse (< 5 trips sampled) length- or age-frequency observations from commercial sources were aggregated into “super-years”; the SS2 model can generate similarly aggregated predictions for direct comparison. This approach has the benefit of allowing the data to inform the model about the relative selectivity for a fishing fleet without erroneously appearing to add information about recruitment deviations that may be due to small noisy samples or spatial changes in sampling effort over time. Re-evaluation of this approach led to the conclusion that, when weighted (and iteratively re-weighted) appropriately, there is no strong reason to add pre-processing to the data.

2.4 History of Modeling Approaches

2.4.1 Previous assessments

The first formal assessment of the canary rockfish resource off the U.S. Pacific coast was done in 1984 (Golden and Demory 1984). The final results from the initial assessment in 1984 were largely based on qualitative examinations of trends in age and size distributions generated from both fishery and survey data. The 1984 research also included exploratory efforts to fit dynamic models to time series data, using tools such as, Virtual Population Analysis and Stock Reduction Analysis. However, due largely to highly variable sample data and its lack of availability in all years, results from the modeling were not considered scientifically valid. The 1984 assessment concluded that the canary rockfish resource was generally stable at that time and that the current restrictions were still applicable, i.e., the ABC for canary rockfish was roughly 2,700 mt in the early 1980s.

The canary rockfish assessment conducted in 1990 (Golden and Wood 1990) was the first evaluation to incorporate separable catch-at-age analysis and in particular, the first to use the Stock Synthesis Model (Methot 1989, 2000). All subsequent stock assessments

have used the Stock Synthesis Model to evaluate the status of the canary rockfish population off the U.S. Pacific coast, although the model has undergone considerable development since the first program was presented in 1988. The basic theoretical foundation and parameter estimation techniques utilized in early synthesis models are described in Methot (2000). Data sources included in the 1990 assessment model were commercial landings from the fishery (1967-89), age-distribution data from the fishery (1980-88), commercial trawl effort index from the fishery (logbook data from 1980-87), CPUE index from the survey (1977-89), and size-distribution data from the survey (1977-89). The Columbia INPFC area was the only portion of the canary rockfish resource formally modeled in 1990. The 1990 assessment was the first to propose the two, broad assumptions (alternative scenarios or states of nature) regarding the absence of old females in the sample information relative to males: (1) the females are subject to a different rate of natural mortality than males (e.g., age-dependent natural mortality for females or possibly, constant, but elevated natural mortality rates for females); or (2) the females are less vulnerable to the fishing and sampling gears (e.g., dome-shaped selectivity for females and asymptotic selectivity for males). The scenarios above have been generally explored in all subsequent assessments. Based on a $F_{35\%}$ management model, results from the 1990 assessment indicated the ABC for the canary rockfish resource in the Columbia INPFC area should be decreased by roughly 30% from 2,100 mt to 1,500 mt; no changes were recommended for ABCs for the other INPFC areas (800 mt for the U.S. Vancouver INPFC area and 600 mt for the Eureka INPFC area). Through 1989, the fishery had not achieved the ABCs recommended for canary rockfish.

The assessment conducted in 1994 again utilized the age-based version of the Stock Synthesis Model to evaluate the status of the canary rockfish population in the Columbia, INPFC area, as well as the U.S. Vancouver INPFC area (Sampson and Stewart 1994). The data sources in the previous assessment (1990) were updated with statistics from the 1990s, with the exception of the commercial trawl effort index from the fishery, which was omitted from the set of data sources due to sample and estimation biases associated with logbook data. Results from the 1994 assessment (for both scenarios described above) clearly indicated that the current level of F exerted on the canary rockfish population exceeded $F_{20\%}$ (the overfishing threshold at that time) and thus, the researchers recommended that the ABC be reduced to allow the stock to recover (Sampson and Stewart 1994). Ultimately, the Pacific Fishery Management Council (PFMC) adopted an ABC for canary rockfish of 1,250 mt for 1995-96, which was a substantial reduction (nearly 60%) from the previous ABC of 2,900 mt (1991-94).

In 1996, the canary rockfish stock was assessed using similar modeling methods and configurations as were used in the previous assessment conducted in 1994 (Sampson 1996). Data sources were again updated with newly derived statistics (1995-96) and an age-based version of the Stock Synthesis Model was employed. One difference between the 1994 and 1996 assessments was the manner in which error associated with age-distribution data from the fisheries was accommodated. In the 1996 assessment, a single, percent-agreement error structure was used to describe the variability in the age-related data, whereas in 1994, an error-transition matrix was used to standardize multiple sets of age estimates generated from two age readers. Newly obtained data supported findings from the 1994 analyses and final results further indicated that the canary rockfish stock had suffered fishing in excess of

$F_{20\%}$. For both scenarios, annual yields based on $F_{35\%}$ were estimated to be roughly 1,200 mt per year for 1997-99.

In 1999, two age-structured stock assessments were adopted. An assessment was completed by Williams et al. (1999) for the southern INPFC areas (Eureka and Monterey). A separate assessment was conducted for the Northern INPFC areas (Columbia and US Vancouver) by Crone et al. (Crone et al. 1999). Both assessments concluded that the abundance of canary rockfish was below the overfished threshold. A major source of uncertainty was the role that natural mortality and adult movements played in the relative lack of old females. The northern assessment was performed using an age-based stock synthesis model and relied on age distributions to summarize changes in the age-structure. The Southern assessment was a length-based (although still age-structured) model in an ADMB format. The paucity of otolith-aged fish in the Southern area was the reason why lengths were used in the south to describe changes in the age-structure. That assessment also tried to account for effects of sized-based removals on population growth. The subsequent rebuilding analysis relied upon recruitment information from the northern area where the larger portion of the stock occurs.

The 2002 assessment unified the previous northern and southern assessments into a coast-wide model. New data that had become available since the previous assessment conducted in 1999 were: Commercial fisheries landing data for 1999-2001; Biological data from the commercial trawl fisheries for 1999-2001, including sex, age, and length information, research survey data from the NMFS shelf trawl survey for 2001, including CPUE and biological data and the CPUE from the California recreational fishery. However, previously assembled fishery size- and age-composition data were not re-compiled. This assessment focused on the exploration of two states of nature that were considered in previous assessments: age-dependent M for females versus dome-shaped female selectivity. Together with the STAR panel, it was concluded that these need not represent discrete hypotheses and that both scenarios could be modeled simultaneously. The 2002 assessment concluded that the canary stock was still at very low levels, 8% of the estimated unexploited conditions.

The 2005 assessment converted and updated the 2002 effort using Stock Synthesis 2. The largest changes were: Re-configure the spatial separation of fisheries to separate northern and southern California due to the large north-south difference in occurrence of larger fish and the widely varying north-south distribution of fishery sampling. Fishery removals were divided among 10 fleets: 1) Southern California trawl, 2) Northern California trawl, 3) Oregon trawl, 4) Washington trawl, 5) Southern California non-trawl, 6) Northern California non-trawl, 7) Oregon and Washington non-trawl, 8) Southern California recreational, 9) Northern California recreational, 10) Oregon and Washington recreational. Oregon and Washington non-trawl and recreational landings were combined due to the relatively small total removals by those fisheries and their low level of consistent biological sampling. Recalculate all the fishery catch, size and age composition data. Introduce the mean size-at-age data from the survey and fishery to provide additional information on growth and to attempt to better differentiate age selectivity from size-selectivity. Extend the modeled period back to 1916 when first significant catches occurred. Extend maximum age in the data file to 35+ per request from previous review. Switch from

age-based selectivity to length-based selectivity. That pattern assumed asymptotic selectivity for males and allowed dome-shaped selectivity for females.

Selectivity was the subject of much exploration, ultimately leading to the choice of a length-based parameterization. Information from radiocarbon studies of canary ageing techniques was included to guide the degree of bias likely occurring in production ageing, and the degree of ageing precision was re-estimated from double-read projects. Differential male-female selectivity was allowed for the data sources with suitable data (northern California trawl, Oregon trawl, Washington trawl, shelf trawl survey). Iterative re-weighting was used to adjust all input sample sizes and survey standard error, in some cases resulting in large increases (or decreases) in input sample size relative to the number of trips/hauls actually sampled. Trawl and recreational fishery CPUE were dropped from the model because there has been insufficient work to validate the potential degree of non-linearity in the abundance to CPUE relationship. The parameters defining the variability in size-at-age were fixed at values estimated outside the model from the trawl survey size-age data, rather than allow the model to update these values. The factor that most influenced the model result is the exclusion of a male-female difference in selectivity which causes the ending biomass to be highest among these model runs and the steepness parameter to have the highest value (0.45). The eight parameters used to implement this selectivity difference for three fisheries and the triennial survey caused the base model to fit 24 log-likelihood units better than the model configuration without these parameters, with most of the improvement coming from two parameters for the OR and the WA trawl fisheries. Without allowing for differential male-female selectivity, the smaller decline in abundance during the 1980s-1990s degrades the fit to the trawl survey by 1.2 log-likelihood units, and so is the worst fit to the trawl survey among all these sensitivity runs. At the SSC review of the canary rockfish assessment (Sept. 27-30, 2005; Seattle, WA) it was concluded that the parametric variance around a single base model underestimated the overall uncertainty in the canary rockfish assessment. After considerable deliberation, the SSC and STAT concluded that the Base and Alternate models were equally likely and supported a statistically based blend of the two models as the basis for the rebuilding analysis. The level of relative depletion for the 2005 base case was estimated to be 0.038 when the stock reached its minimum level in 2000, then increasing to 0.057 in 2005. In the alternate 2005 model, the minimum was 0.065 in 1999 and the value in 2005 was estimated to be 0.113.

A retrospective over the canary rockfish assessments since 1994 shows that there has been a large degree of consistency in relative population trend, although estimates of absolute scale have varied substantially among years and alternate models within years (Figure 55).

2.4.2 Pre-assessment workshop, GAP and GMT input

Based on suggestions received before and during the pre-assessment workshop held in April, 2007, a number of questions regarding canary life history and data sources were explored. Participants in the pre-assessment workshop provided valuable observations and information on the canary rockfish resource. Movement of schools of canary among fishing grounds has been observed, specifically near the Canadian border. Anecdotal reports of changes in latitudinal and depth distribution associated with water temperature and possibly El Nino cycles were also discussed. No clear trends in the diel cycles of water column use were identified, although this too was a source of discussion. Behavioral changes due to

tidal currents were also generally noted. Infrequent encounters with large canary rockfish in shallow water were reported, indicating that there may be factors other than ontogenetic movement to deeper water that govern canary distribution.

There was general agreement among fishermen contacted that appreciable discarding of canary rockfish before management-imposed limits became important was quite unlikely. This is understood to be caused by the price, desirability and lack of incentive for sorting of smaller fish. This is very important in light of the current assumption of a 1% discard rate prior to the mid-1990s.

A question was raised regarding the effect of Bycatch Reduction Devices (BRDs) in the pink shrimp fishery. Oregon Department of Fish and Wildlife researchers (personal communication, R. Hannah) have investigated the magnitude and species composition of rockfish bycatch in the pink shrimp fishery before, during and after transition to full use of BRDs (Hannah and Jones 2007). Rates of canary bycatch were 0.03-0.84% from various time periods within 1981-2000. Little relationship between shrimp landings and canary landings is present (Figure 56). Bycatch of canary rockfish in the pink-shrimp fishery appears to have been an infrequent occurrence, with years of high encounter rates quite rare. The ratio of canary bycatch (reasonably represented by landings prior to 2000) to pink shrimp catch has been variable, with large value observed in 1988. BRDs were required in 2003, but allowed and used in portions of the fishery during 2001-2002, leaving 2000 as the year when canary landings were highly restricted, but BRDs not yet fully used. BRDs have subsequently reduced the capture of canary and other rockfish to the degree that observer activities were suspended in 2006 due to extremely low rates of bycatch. Observer coverage has resumed in 2007 as part of an effort to justify the clean nature of the current pink-shrimp fishery. Although there is some potential for discarded bycatch of canary rockfish in 2000 (that would be unaccounted for in this assessment) it is unlikely to be a major source of bias in stock assessment results.

2.4.3 Response to the review panel recommendations in 2005

The STAR and “Follow-up” panel reports from the 2005 review outlined a number of research and modeling recommendations that should be explored in subsequent assessments. In the current assessment, as many of these recommendations as was possible were evaluated and substantial progress was made on many of them. Progress is outlined below by specific recommendation.

- *Consideration of a regional analysis of fishery dynamics, and potential linkages with Canadian canary resources.*

This topic remains an important area for future research. Information on adult movement and collaboration with Canadian scientists will be essential to making progress toward more spatially explicit and geographically comprehensive analyses.

- *Evaluate the determination of appropriate weighting of data sources.*

The use of conditional age-at-length data reduces the need for subjective weighting of age and length data from the same fish treated independently in the likelihood calculation. Further, the introduction of a method for generating input sample sizes that accounts for both the number of fish and the number of trips or hauls sampled has greatly reduced the need for extensive iterative re-weighting. As in many

assessments, conflicting signal from different sources of data are explored through sensitivity testing.

- *Field studies of relative abundance of canary rockfish in different habitats using alternative gears such as hook-and-line gear and submersible line transects should be continued. Careful thought is needed to design studies that augment traditional bottom trawl surveys and can be integrated into the assessment.*

Efforts described above have succeeded in pilot studies documenting methods for surveying canary rockfish abundance through the use of hook-and-line, open-codend trawl gear and video technology. Although not yet attempted over broad spatial scales, substantial progress toward new methods has been made.

- *Assessment results for canary rockfish depend on distinguishing between relatively subtle processes such as increasing natural mortality for females and domed-shaped sex-specific fishery selectivity. The selection of one model configuration over another may depend more on the parametric form used to model the process rather than the underlying process itself. There needs to be more testing of stock assessment models using simulated data to get a better sense of how well these processes can be estimated.*

The approach to selectivity parameterization and complexity is the basis for much exploration in this assessment. Broad simulation studies of assessment model behavior are very much warranted for many aspects of stock assessment, but not particularly tractable during the development of a model for one specific species. However, the use of the bootstrap function built into SS2 allows evaluation of the estimability of model parameters conditioned on data availability and error structure and the model results themselves. A limited bootstrap has been completed for this assessment.

- *The approach of modeling the fisheries of each state separately as competing fisheries operating on a unit stock is needs to be investigated more fully. Differences between state fisheries could be due to different historical patterns of exploitation in each state or simply an artifact of different sampling methods.*

Exploration into combining fleets is made in this assessment. Moving toward more spatially explicit models will require geographic separation of fleets, and so fleet simplification appears less important than a better understanding of how assessment models are sensitive to this approach in a general context.

- *The canary rockfish assessment states: "Several of the issues raised here: meta-analysis for survey q , meta-analysis for recruitment variability, and alternative procedures for inclusion of recruitment indexes are not unique to the canary rockfish assessment. Work on these issues during the 2006 off-cycle year would improve consistency in approach among all the assessments." The Panel strongly supports this recommendation.*

These topics remain important areas for future research and may be addressed in 2008 stock assessment workshops.

2.5 Model Description

2.5.1 Link from the 2005 to current assessment model

The bridge from the 2005 stock assessment model to the current base case followed three general steps: 1) upgrade to the newest version of SS2, requiring a switch from double-logistic selectivity (no longer supported) to double normal selectivity; 2) rebuild all of the data inputs to reflect the best information currently available, including catch series, fishery biological data, and GLMM-based indices of survey abundance and 3) re-evaluate estimation of steepness, growth and selectivity parameters. A thorough description of the 2007 assessment model is presented separately below; this section linking the two models is intended only to more clearly identify where substantive changes were made.

The double-normal selectivity option used in the current base case model is simpler than the double-logistic used in the 2005 assessment by 2 parameters (6 vs. 8). Selectivity is now modeled via: an initial selectivity for the smallest length (or age) bin, an ascending width (normal shape, except scaled between the initial and peak values), a parameter describing the location (in length or age) of the peak of selectivity, the width of the flat top to selectivity, a descending width and a final selectivity at the largest length (or age) bin (Methot 2007). By fixing the initial selectivity at 0, and the width of the top to a very small quantity (this parameter becomes redundant as the descending width or final selectivity become large) the selectivity shapes estimated in the 2005 assessment were closely matched. Where near asymptotic selectivity was estimated, the descending width was also fixed, since it no longer had any influence on the derived selectivity curve. This change had very little effect on assessment results (Figure 57).

Rebuilding the data streams was performed as described above. This incorporated substantial new assessment data (Table 2), as well as the addition of the at-sea whiting fleet, research catches, the improved ageing-error definitions and the introduction of conditional age-at-length data for survey fleets. Because of the use of conditional age data in place of marginal age-frequency distributions and mean-length at age data used in 2005 the parameters describing the distribution of length at a given age were also freely estimable. These changes had a larger effect than the selectivity parameterization, serving to increase the estimate of SB0 and current stock size, but had little effect on relative trend over the time series (Figure 57).

Changes to the stock-recruit relationship included fixing steepness at 0.511 (see description of priors and model below), estimating a reduced time series of recruitment deviations (1960+ instead of 1952+ in the 2005 assessment), and increasing the degree of recruitment variability (σ_r) from 0.4 to 0.5. The coast-wide pre-recruit index was included to add information regarding the most recent recruitment strengths. The use of discrete time-blocks for changes in fishery selectivity prior to recent management actions was revisited and a more a priori approach to adding these blocks was used that resulted in fewer selectivity parameters and no changes prior to 1995 for any fleets except the Washington and Oregon trawl fisheries (see exploration of complexity in selectivity parameters below). The triennial survey index was partitioned into two time-periods (1980-1992 and 1995-2004) based on the change in survey timing; for each period a separate catchability parameter was applied. In aggregate, these changes result in a similar time series of spawning biomass prior to the early 1990s, but a much more rapid recovery since that period (Figure 57).

2.5.2 Summary of data for fleets and areas

Fishery removals were divided among 11 fleets: 1) Southern California trawl, 2) Northern California trawl, 3) Oregon trawl, 4) Washington trawl, 5) Southern California non-trawl, 6) Northern California non-trawl, 7) Oregon and Washington non-trawl, 8) Southern California recreational, 9) Northern California recreational, 10) Oregon and Washington recreational and 11) the canary bycatch from the at-sea whiting fishery. Removals associated with research projects (the trawl surveys, and other much smaller sources of permitted mortality due to scientific research) are treated as a fishing fleet, only in that the removals are included in the total. The data available for each fleet are described in Table 2; data that were not previously included in the assessment are clearly identified.

2.5.3 Modeling software

This assessment used the Stock Synthesis 2 modeling framework written by Dr. Richard Methot at the NWFSC. The most recent version (2.00g) was used, since it included many improvements and corrections to the older version (1.20) used during the 2005 assessment (Methot 2007). The change in SS2 version required a re-parameterization of the selectivity function, moving from the very generic double logistic to a somewhat simpler and more stable double-normal curve. For the selectivity shapes modeled in this assessment, there was very little change due to the version and selectivity upgrade. The most important change from version 1.20 to 2.00 involved a revision of the calculation of the linear ramp for natural mortality. This produced a small change in the estimated value for natural mortality for old females (Figure 58) that had a small effect on the estimation of SB_0 .

2.5.4 Sample Weighting

Indices of relative abundance all had variance estimates generated as part of the analysis of raw catch data. These variances are converted to standard deviations in log space (as is required by SS2) and used as the starting point for iterative re-weighting. Initial input sample size for compositional data was based on a method developed by the author and S. Miller, as part of the data and modeling workshop in 2006 (see background materials). Briefly, this method was based on analysis of the input and model-derived effective sample sizes from stock assessments completed in 2005 for west coast groundfish. It makes the input sample size a function of both the number of fish sampled and the number of trips or hauls sampled. A piece-wise linear regression was used to estimate the increase in effective sample size per sample based on fish-per-sample and the maximum effective sample size for large numbers of individual fish. These values are likely to represent a reasonable starting point that generally reflects the degree of observation error commensurate with sampling a given number of fish from a given number of samples.

This assessment follows the iterative re-weighting approach to developing consistency between the input sample sizes (or standard errors) and the effective sample sizes based on model fit. This approach attempts to reduce the potential for particular data sources to have a disproportionate effect of total model fit, while creating estimates of uncertainty that are commensurate with the uncertainty inherent in the input data. Iterative re-weighting was applied to the length, age and survey data from all fleets. This consisted of comparing the mean input sample size for compositional data with the mean effective sample size based on model fit. Where the input sample size was greater, this implied the

model was unable to fit the data in a manner that was consistent with the level of variability expected in the data and so a multiplicative scalar was used to reduce the input sample size for all length- or age-composition samples for that fleet accordingly. For index data, the mean input standard error was compared with the root-mean-squared-error of the model fit to assess consistency of data and model fit. Where the mean effective sample size was greater than the mean input sample size, no change was made. This choice reflects the post-hoc nature of model tuning and the potential for increasing weight on those data sources that are consistent with model predictions, thereby reducing the perceived uncertainty in model results. Table 16 shows the results of this re-weighting for compositional data, with the length data from a few fleets down-weighted slightly and the at-sea whiting bycatch data down-weighted substantially. This is not unexpected, since the sampling for at-sea data is on a per haul basis, and those fishing operations tend to move only when the large aggregations of whiting they are targeting move. Therefore, fish within hauls would be expected to be less representative of independent samples, and even fish from multiple hauls may be collected from a very small geographic area. Table 17 reports the results for index data. A small additional variance component was added to the early triennial observations (0.04) and the pre-recruit index (0.11) resulting in reasonably close agreement between mean input standard errors and root-mean-squared-errors as well as a similar degree of observation error for all survey indices. Both the late-period triennial observations and the NWFSC survey series fit better than would be expected, based on input variances, so no change in input values was warranted. Iterative re-weighting had little effect on overall model results, although broad scale weighting of length and age data (see below) showed a much greater effect.

A second weighting issue arises when both length and age data are included from the same individual fish and samples. In this case, it is theoretically appealing to treat the age data as conditional to the length observations (as described above) and avoid duplication of the information content. This is the approach taken for survey data. However, due to the technical constraints described above (run times), this approach was not feasible for all of the commercial sampling in this assessment at this time. Instead the approach taken is to use the lambda values (emphasis; a direct multiplier on the likelihood component) reducing the lambdas to 0.5 for length and age data from a given fleet where both types of data are available. This is consistent with previous canary assessments, and many other west coast groundfish assessments.

2.5.5 Priors

Uniform (noninformative) priors were applied to all estimated parameters in the base case model. Parameter bounds were selected to be sufficiently wide to avoid truncating the searching procedure during maximum likelihood estimation. All parameter bounds and priors are provided in this document (Table 18).

The use of a prior on stock-recruitment steepness (M. Dorn, AFSC, personal communication) was explored during the STAR panel. Concern over the influence of recently revised (2007 assessments) steepness profiles led to the recalculation of the posterior predictive distribution from the meta-analysis performed in 2006 removing the darkblotched rockfish profile. The revised prior was shifted to slightly lower steepness values than the earlier analysis, resulting in a distribution with the mean of the middle 50% equal to 0.511, the mean of the lower 50% equal to 0.345 and the mean of the upper 50%

equal to 0.72 (Figure 59). Many preliminary model runs explored the estimation of steepness with and without informative priors. Based on the tendency of the model to estimate an implausibly high value for steepness, the base case uses the mean of the middle 50% of the prior distribution (0.511) as a point estimate, and a ‘states-of-nature’ approach to uncertainty in this parameter.

2.5.6 General model specifications

Stock synthesis has a broad suite of structural options available for each application. Where possible, the ‘default’ or most commonly used approaches are applied to this stock assessment.

The assessment is sex-specific, including separate growth curves for males and females, and therefore tracking the spawning biomass of only females for use in calculating management quantities. Further, as has been done in previous canary assessments (and discussed above) natural mortality is allowed to increase (linearly) for females starting at age 6 and reaching an estimated asymptote at age 14, after which mortality is constant. Males and young females are assumed to have a natural mortality of 0.06.

For the internal population dynamics, ages 0-39 are individually tracked, with the accumulator age of 40 determining when the ‘plus-group’ calculations are applied. As there is little growth occurring at this age and the data are accumulated at age 35, this should be a robust choice (there needs to be enough space between the data ‘plus-group’ and that of the dynamics to avoid ageing error moving very old fish into observations of younger ages where this is unwarranted).

There are no explicit areas structuring the modeled dynamics of this assessment. No seasons are used to structure removals or biological predictions, so data collection is assumed to be relatively continuous throughout the year. Fishery removals occur instantaneously at the mid-point of each year and recruitment on the 1st of January. Since the time-series is started in 1916, the stock is assumed to be in equilibrium at the beginning of the modeled period. The sex-ratio at birth is fixed at 1:1, although by allowing increased natural mortality on females, size-based selectivity, and dimorphic growth is can vary appreciably due to differential mortality by age and sex.

2.5.7 Estimated and fixed parameters

A full list of all estimated parameters and values of key parameters that are fixed is provided in Table 18.

Time-invariant sex-specific growth is fully estimated in this assessment. This requires nine parameters, with the length at age 1 assumed to be equal for males and females.

The log of the unexploited recruitment level for the Beverton-Holt stock-recruit function is treated as an estimated parameter in this assessment. Recruitment deviations are estimated for each year of the period informed by the data (1960+) based on evaluation of the variance of the early deviations. This approach may underestimate uncertainty in recruitment variability (and therefore derived quantities like spawning biomass) in the early years of the model. However, it provides for an efficient maximum likelihood minimization and may reduce unwarranted patterns in early deviations.

Double-normal selectivity was used for all fishing and survey fleets in the base case model. The initial selectivity parameter was fixed to a value of -9.0 resulting in the smallest length bin always having a derived selectivity value of 0.0. An exception to this was applied to the NWFSC trawl survey, where the initial selectivity was estimated, based on the frequency of small fish relative to all other fleets in the model. The ascending width parameter was estimated for all fleets, as was the peak and final selectivity parameters. For fishing fleets, the width of the flat-top on selectivity was fixed at -4.0, as this parameter is often redundant. For surveys this parameter was estimated. Where estimated selectivity curves were strongly asymptotic, then the descending width parameter was fixed at a value of 4.0 to avoid full redundancy as the estimated final selectivity parameter approached the upper bound and the derived selectivity value for lengths greater than the peak selectivity approached 1.0. For fleets that showed strongly dome-shaped selectivity, the descending width parameter was estimated to allow the ability to fit a greater range of domed shapes. For survey fleets, catchability parameters were directly estimated.

A relatively simple approach to time-blocks was applied. When a time-block was added to the specification for a fleet, three parameters were allowed to vary: the ascending width, the peak and the final selectivity parameter. This was intended to allow flexibility in the full curve (ascending side, location and descending side) with the minimum amount of parameters.

2.6 Model Selection and Evaluation

2.6.1 Key assumptions and structural choices

All structural choices for stock assessment models are likely to be important under some circumstances. In this assessment these choices are generally made to 1) be as objective as possible, and 2) follow generally accepted methods of approaching similar models and data. The relative effect on assessment results of each of these choices is often unknown; however an effort is made to explore alternate choices through sensitivity analysis.

The fleet structure from the 2005 assessment is retained, and as the fundamental organization of the data the choice of how to divide fleets (and therefore what degrees of complexity are feasible for modeling of selectivity) is certainly very important. However, with the ‘mirror’ selectivity curves between fleets, a nested approach can be taken to the complexity of the fleet structure that allows model comparison without necessarily estimating separate selectivity curves for each fleet. This is explored below.

The use of a fixed value for natural mortality for males and young females is also a very important assumption. The effect of this choice was explored through the use of a likelihood profile, but in reality natural mortality is likely to vary over time (and possibly space) and may be non-stationary where predation or environmental factors have directional instead of random patterns during the modeled period.

Growth is assumed to be time-invariant. This is a common assumption that has very important implications for estimation of selectivity and management quantities.

The most important assumption in this model is the use of a point estimate (0.511) for steepness derived from meta-analysis of west coast rockfish species (M. Dorn, AFSC, personal communication). This choice was the subject of extensive exploration prior-to and

during the STAR panel and its importance is reflected in the states of nature reported in this document.

2.6.2 Alternate models explored

Many variations on the base case model were explored during this analysis (leading up to and during the STAR panel), only the most relevant and recent of which are reported in this document. Many of these are reported as sensitivity analyses, retrospective analyses, or are based on alternate weightings of the input data. All of these types of runs are described below.

Prior to the STAR panel, a detailed exploration was made to evaluate: 1) the complexity in the number of fleets, 2) the use of time-blocks in selectivity to approximate changes in the fishery, 3) the application of sex-specific selectivity and 4) the use of age-based instead of length-based selectivity.

By forcing the selectivity curve for one or more fleets to be identical to another fleet ('mirroring' in SS2), evaluation of the degradation in fit caused by reducing the fleet complexity is possible. Because this approach is dynamic (the estimated values for selectivity parameters are not manually fixed at the same values for multiple fleets, but are applied to multiple fleets during estimation) the results should be similar to combining the data outside the assessment model. All combinations that were explored produced large degradations in total model likelihood. Combining even relatively minor fleets (with regard to data quality and quantity) still produced substantial degradation in model fit: southern and northern California fleets were combined for recreational (+98 negative log-likelihood units), non-trawl (+84 negative log-likelihood units) and trawl gears (+45 negative log-likelihood units).

A step-wise approach to adding time-varying selectivity parameters was utilized, based on changes in management that, *a priori*, might reasonably induce changes in fishery selectivity, either through fishing behavior or through spatial changes in fishing opportunity. This is in contrast to the 2005 assessment's block structure which was developed through searching for time-periods where parameters could be added to make the largest improvements in model fit. That (somewhat *post-hoc*) approach sought to characterize the removals as accurately as possible, and generally attributed lack-of-fit to process error (change in selectivity) over observation error. That approach led to different time blocks for every fleet in the model (Table 19), some close to regulatory changes, others corresponding more to changes in data availability (the first year of age data available) or just visually identified 'breaks' in the raw observations..

Based on known and likely very influential changes in management, four candidate time-blocks were identified for use in this assessment: 1) 1995, when the first canary-specific trip limits were imposed, 2) 2000, when canary were first managed as overfished and OYs were drastically reduced, 3) 2002, when the Rockfish Conservation Areas (RCA) were first implemented, eliminating large portions of historical fishing grounds from legal rockfish harvest, and 4) 2005, when selectivity flatfish trawl gear was required shoreward of the RCA. The improvement in model fit (in negative log-likelihood) ranged from negligible to 90 units among fleets and time-blocks (Table 20). Those improvements of more than 10 likelihood units are retained in the base case. Three parameters would require at least 6 units of likelihood in a strict likelihood ratio test; however there are many reasons why these tests are not exactly applicable to assessment models and might overestimate the

number of parameters needed. This choice was somewhat subjective and could be explored in future assessments. Generally, all but the 2005 block was warranted for addition in one or more fleets, with all but the two California trawl fleets and the northern California recreational fleet requiring one to three time blocks. In aggregate, this approach substantially improved the fit to the compositional data, although at the cost of 36 additional parameters. The ascending width, peak and final selectivity parameters were estimated for each block. A single exception was that, later in model evaluation, the ascending width parameter for the northern California non-trawl fleet was found to be poorly defined and was fixed at a value of 3.5. This had no obvious effect on modeled results or uncertainty about those results.

During the STAR panel, it was generally agreed that including an additional time block for trawl fleets with appreciable data prior to the conversion of older fishing gear to high-rise and larger footrope gear was warranted. Although this transition in gear was not instantaneous, 1979 emerged as a reasonable approximation to the average year for the Oregon and Washington trawl fisheries (California fleets did not have data prior to this period). This block was therefore added to the base case following the approach used for later changes in fishery selectivity.

Given the degree of exploration devoted to sex-specific selectivity curves in the 2005 assessment, it seemed worthwhile to explore how the fit to the data might be improved by adding sex-specific offsets to selectivity (2 parameters, one defining the difference at the peak selectivity, the second the difference at the final selectivity). Previous assessment models found that allowing females to be less selected than males at larger sizes or older ages improved model fit. The results of this exploration did not support addition of selectivity parameters to allow sex specific selectivity; little improvement for any fleet (maximum of -4 units of log-likelihood) was observed (Table 21). On further exploration it was determined that the peak parameters in the 2005 assessment had been fixed, likely due to behavior of the double-logistic used in that version of SS2. With these parameters now estimated, it would appear that this year's assessment model has more ability to match selectivity with dimorphic growth and create sex-specific expectations that are quite consistent with the observed data without the introduction of sex-specific selectivity curves.

A final exploration into age-based selectivity was performed, both with and without offsets allowed for male vs. female selectivity. The results of this exercise were somewhat inconclusive (Table 22): the Oregon and Washington trawl fleets fit better (-34 log likelihood units together), but other fleets showed little change, and survey fleets fit worse (+29 units total). There are many reasons to favor length-based selectivity as a default over age-based selectivity based on biological and fishery processes. Swimming speed, foraging behavior and other physical processes are clearly a function of fish size, as are vulnerability to a specific fishery mesh- or hook-size. Although there may be behaviors that are fundamentally age-based, these are less obviously related to selectivity. It appeared to be inconsistent to have both age-and length based selectivity for relatively similar fleets within the same model, so length-based selectivity was retained throughout.

Many runs were explored estimating steepness with varying degrees of constraint and various selectivity options. These runs were generally very consistent with regard to the model's inability to estimate the quantity. In all cases the estimated value for steepness was very close to 1.0. Values of this magnitude for a long-lived rockfish are quite implausible. That the model has gone from very low estimates of steepness in recent assessments to very

high estimates in this assessment likely reflects pathological behavior of age-structured models dealing with relatively noninformative data from a one-way trip and low recruitment variability in general. In the base case model leading up to the STAR panel this parameter was fixed at 0.35, the maximum likelihood value for the survey index data (considered to be the most informative source for this parameter due to the rate of increase in the index of relative abundance). Discussion at the panel resulted in little agreement on whether the information from this series was reliable, however when the decision was made to partition the series into two periods (1980-1992, 1995-2004) the issue became moot as there was no appreciable curvature in the likelihood surface for this component in the profile on steepness. See the likelihood profile section below for more detail on this supporting analysis.

2.6.3 Convergence status

It is the author's experience that convergence testing through use of overdispersed starting values often requires very extreme values to actually explore new areas of the multivariate likelihood surface. For this reason, a good target for convergence testing is to 'jitter' or randomly adjust starting values between reasonable upper and lower bounds by a factor that produces low (~20-40%) rates of successful model estimation. When too much over-dispersion is included the approach is very inefficient, when too little, other minima are unlikely to be identified.

With a large quantity of data from many sources and many selectivity parameters to estimate, this assessment was relatively poorly behaved, and worse, showed many signs of convergence even when the global minimum was not reached. Preliminary convergence trials were performed (prior to the STAR panel) using a 'jitter' value of 0.1 for the base case model. Jitter is an SS2 option which allows the generation of a uniform random number equal to the product of the input value and the range between upper and lower parameter bounds for each parameter. These random numbers are then added to initial parameter values in the input files and the model minimization started at these new conditions. Twenty-five of these trials got close to the global minima, 17 appeared to converge based on inverting the Hessian and small gradients, but only 4 actually reached the global MLE. There are many potentially contributing factors, but this behavior may be primarily due to multivariate parameter correlation and 'ridges' in the likelihood surface making the search difficult. Further, conflicting signal from various data sources can cause shifts that yield very similar results, but with different combinations of parameters or values for specific likelihood components. Results of runs that appeared to converge all showed very similar levels of ending depletion and spawning biomass, suggesting that only very minor components in the likelihood were affecting the last stages of the search algorithm. This exercise was repeated for the final base-case model (after the STAR panel) and did not reveal any new likelihood minima. These results, in conjunction with other convergence checks, indicate that it is likely that the base case model result represents the global minimum.

2.7 Response to STAR panel recommendations

During the STAR panel review a large number of auxiliary analyses were performed to explore data sources, better understand model performance and to converge on a single base case model on which both the STAT and STAR panel were in agreement. These goals

were largely achieved, and there were no outstanding disagreements between the STAT and the STAR panel. There were many areas of future research identified.

Basic data exploration focused primarily on the triennial survey and how survey catches may have been influenced by methodological changes. Patterns in catch rate as a function of time of day, and day of the year were both evaluated. Although no conclusive evidence was found for either of these factors to directly affect catch rates for canary rockfish, the large change in triennial survey timing between 1980-1992 and 1995-2004 (Figure 20) was identified as a major concern. The decision was made to allow for changes in catchability between these two periods pending a more thorough evaluation of catch rates of multiple species. Exploration of mean length (and the total mortality rate implied by observed declines in mean length) for various fleets was conducted, as was consistency of length-frequency data with mean weight observations from early (1991-2003) at-sea whiting bycatch. Evaluation of the likelihood contribution of each fleet to profiles on key model output such as steepness, natural mortality, and equilibrium recruitment was made for a series of models intermediate to the original STAT base case and the final base case presented here. Various approaches to determining a value of recruitment variability (σ_r) were applied and consideration was given to consistency of reference points and the time-series of recruitment deviations, as well as potential bias in each method. There was a discussion of calculating reference points based on fishery selectivity and allocation from a period of targeted canary fishing rather than bycatch only. Numerous other sensitivity analyses were also performed.

Specific changes made during the STAR review to the original base case developed by the STAT included:

- 1) Use uniform priors instead of diffuse normal priors
- 2) Use the analytic solutions for catchability parameters instead of treating them as free parameters.
- 3) Include the coast-wide pre-recruit index in the base case.
- 4) Use the mean of the middle 50% of the steepness prior (0.511) as the base case; consider this value to be twice as likely as the mean of the lower 25% (0.345) and the mean of the upper 25% (0.72) in reporting uncertainty via a 'states-of-nature' approach instead of using only the asymptotic intervals and for decision table and rebuilding analyses.
- 5) Begin recruitment deviations in 1960 instead of the first year of the modeled period (1916).
- 6) Use a value for recruitment variability (σ_r) of 0.50 reflecting a compromise between the level of variability observed from relatively unconstrained deviations and iterative tuning (instead of 0.30, derived only from iterative tuning).
- 7) Allow the initial selectivity parameter for the NWFSC survey to be freely estimated.
- 8) Split the triennial survey time-series into two periods (1980-1992, 1995-2004) with separate catchability parameters.

2.8 Base case model results

The biological parameters estimated from the base case model appear to be quite reasonable and consistent with previous assessments (Table 23) and inspection of the raw data. Female and male canary rockfish showed similar growth trajectories to about age 10, with females growing to a maximum size (59 cm) that was about 7 cm larger than males

(Table 24, Figure 60). Males are estimated to grow slightly faster than females, with both sexes showing a relatively tight distribution of lengths for a given age and with the relative CV decreasing with age. As in the 2005 assessment, natural mortality for females is estimated to increase from 0.06 at age 6 to 0.097 at age 14 (Figure 61, Table 25). With this difference in sex-specific natural mortality, a male-dominated sex-ratio would be expected for older ages. However, the level of fishing mortality, especially in the last 20 years, has increased the relative proportion of females over that predicted for equilibrium conditions (Figure 62).

Estimated selectivity curves for the NWFSC and triennial surveys were generally similar, although the NWFSC survey selected more small canary (Figure 63). The catchability values for the NWFSC and triennial surveys are much smaller than in the 2005 assessment. This is likely to be primarily a function of the use of GLMM-based time-series, which is smaller on an absolute scale due to accounting for lognormally distributed catch rates. Catchability for fully selected canary in the NWFSC survey was estimated to be 0.114, also 0.114 for the early triennial survey (1980-1992) and 0.054 for the later triennial survey (1995-2004).

Selectivity curves for the various fishing fleets largely showed the expected pattern of trawl fleets capturing the largest canary (Figure 64, Figure 65, and Figure 66), non-trawl fleets mixed (Figure 67, Figure 68, and Figure 69) but still capturing larger fish than the recreational fleets (Figure 70, Figure 71). The new at-sea whiting bycatch fleet captures only very large canary (Figure 69). Values estimated for each of the time blocks also generally make sense: smaller fish are becoming more common in most fleets as management moves them into shallower water. Not all time-blocks conformed to this pattern, with the Oregon-Washington non-trawl fishery 2000-2001 selectivity shifting dramatically to toward smaller fish and then back to larger fish in 2002+ (Figure 69). These patterns follow the small and then larger fish found in the length-frequency distributions for those years (Figure 43). The Washington trawl selectivity in 2000+ selects smaller fish than in previous years, but is very close to asymptotic; the cause of this is unknown (Figure 66).

The base case model was able to fit the survey indices quite well (Figure 72), despite the relatively small contribution to the total likelihood value. The root-mean-squared-error (*rmse*) for the fit to the NWFSC survey is 0.44, the early triennial survey, 0.45 and the late triennial survey 0.05 in log space. These values are close to or larger than the mean input standard errors for each (0.52, 0.43 and 0.05), except that the fit to the late triennial survey was much better than expected (Table 17). The base case model fit the coastwide pre-recruit index slightly worse than the inflated input standard error (0.31 + an additional 0.11 added) with an *rmse* of 0.5 (Figure 73). This lack of fit reflects conflict between other data sources and the index in 2001 and 2002 as well as the contribution of σ_r drawing subsequent recruitments away from the index and toward the stock-recruit expectation.

The base case model fit the length and age distributions from the NWFSC and triennial surveys slightly better than expected based on the input sample sizes (Table 16, Figure 74, Figure 75, Figure 76, and Figure 77). Although there is some lack-of-fit in specific years of the two time-series of length-frequency data (Figure 78, Figure 79), there are no strong trends in the Pearson residuals (Figure 80, Figure 81). The implied fit to the marginal age-frequency data (not included in the likelihood, but used for comparison only)

was also reasonably good for both surveys although the data are clearly quite noisy (Figure 82, Figure 83). The Pearson residuals reflect the noise in the data both within and between years (Figure 84, Figure 85). Pearson residuals for the fit to survey conditional age-at-length data are somewhat difficult to interpret, but generally show the effect of small sample-sizes within rows on each year-specific key as well as a few fish that deviate from expected growth pattern dramatically (Figure 86, Figure 87, and Figure 88).

Fits to the fishery length- and age-frequency data required little tuning to make average effective sample sizes equal to or greater than average input sample sizes (Table 16, Appendix A). Fits were varied, but generally reflect the heterogeneity in data quantity and quality among fleets. It is uncertain whether patterns observed in the fit to these data (and residual plots) are a function of heterogeneity in sampling intensity over areas or ports within each fleet (observation error) or more continuous changes in fishery selectivity that is reflected in the size and age of the fish captured (process error).

The estimated recruitment deviations show relatively low variability when compared to other rockfish species, but somewhat higher variability than was observed in the 2005 assessment; the input value for the standard deviation was 0.50 and the *rmse* over the period 1960-2006 was 0.41. The choice of start year is based on the estimated variance for the deviations (Figure 89) showing that the value is very close to σ_r in 1960. Extending the series to earlier years produced little change and standard deviations for the additional deviation near 0.5. There is a period in the late 1980s and early 1990s that shows 10 sequential recruitment deviations above the zero line (Figure 89) and longer time-series of recruitment deviations tended to show some balancing in the very early values to allow for this period. The time-series of estimated recruitments shows a strong relationship with the decline in spawning biomass even with a steepness value of 0.511 (Figure 90). The increased recruitment variability and variance of those recruits (over 2005 estimates) can be seen in the time-series; further, the level of steepness used had a very large effect on the magnitude of the recruitments in the last 20 years, but very little effect prior to that period (Figure 91).

The biomass time series shows a strong decline to the mid-1990s and then a relatively rapid recovery since that time, with increasing uncertainty in the point estimate as the signal regarding recent recruitments from the data becomes weak (Figure 92). The relative magnitude of steepness plays a very large role in this recovery, as all three states of nature generate similar time-series' prior to the early 1990s but differ by a factor of four in estimated 2007 spawning biomass. Canary rockfish were relatively lightly exploited until the early 1940's, when catches increased and a decline in biomass began. The rate of decline in spawning biomass accelerated during the late 1970s, and finally reached a minimum (13% of unexploited) in the mid 1990s. The canary rockfish spawning stock biomass is estimated to have been increasing since that time, in response to reductions in harvest and above average recruitment in the preceding decade. The estimated relative depletion level in 2007 is 32.4% (~95% asymptotic interval: 24-41%, ~75% interval based on the range of states of nature: 12-56%), corresponding to 10,544 mt (asymptotic interval: 7,776-13,312 mt, states of nature interval: 4,009-17,519) of female spawning biomass in the base model. The time series of population trends for the base case is reported in Table 26, and the uncertainty in Table 27. Predicted numbers at age from the base case for females and males are provided in Table 28 and Table 29.

2.9 Uncertainty and Sensitivity Analysis

The base case assessment model includes parameter uncertainty from a variety of sources, but underestimates the considerable uncertainty in recent trend and current stock status. For this reason, in addition to asymptotic confidence intervals (based upon the model's analytical estimate of the variance near the converged solution), two alternate states of nature regarding stock productivity (via the steepness parameter of the stock-recruitment relationship) are presented. Much additional exploration of uncertainty due to structural choices, other fixed parameters and data weighting was performed prior to the STAR panel. Some of that exploration of other sources of uncertainty is provided below.

2.9.1 Sensitivity analysis

Sensitivity analysis was divided into three general areas of uncertainty: 1) selectivity structural choices, 2) treatment of survey data and 3) exploration of consistency between survey data, length data and age data through increasing the relative emphasis on each.

In model runs prior to the STAR panel, two alternate approaches were considered for the structure of selectivity parameters. For the first, the Washington and Oregon trawl fleets were allowed to have the slightly better-fitting age-based selectivity. This run resulted in a slight increase in the absolute magnitude of spawning biomass in recent years and a slightly higher level of current depletion. As expected from the evaluation of alternate models, the length and age data fit slightly better for these two fleets. The second sensitivity run, explored the choice of *a priori* selected time-blocks vs. those selected to most improve the model fit to compositional data. In this alternate model, those blocks which were not included in the base case model, but had been in the 2005 assessment were added back in. This required the addition of 39 parameters, but did improve the model fit by 219 units of log-likelihood. These changes resulted in a slight reduction in the estimate of current stock levels, more closely matching the results of the 2005 assessment (this sensitivity was conducted with steepness fixed at 0.35).

Three other model runs prior to the STAR panel explored the treatment of survey data relative to the base case model. The first used the design-based estimators instead of the GLMM-based values as the index of relative abundance. This run estimated slightly lower recruitments in recent years, but otherwise had little effect on model results. The second sensitivity run of this set was intended to evaluate whether non-linearity in the triennial survey abundance index (potentially caused by extrapolation into untrawlable habitat, density-dependent changes in distribution of other factors) is an important consideration in this assessment. One additional parameter was added to allow non-linearity in the relationship between vulnerable biomass and expected survey index values. This parameter was estimated to be 0.186 (the power term is $1 + \text{estimated parameter}$) so that the survey is found to be slightly more sensitive to changes in abundance than a linear relationship would allow. However, this had a negligible effect on model results. The third survey-related sensitivity run removed the triennial survey time-series. Other than a slight increase in the estimate of unexploited spawning biomass, this sensitivity also had little effect on model results. In aggregate, these runs showed that the treatment of the survey data is not particularly important for pre-STAR base case model results.

Following the STAR panel two additional sensitivity runs were conducted to evaluate the effects of a) splitting the triennial survey series and b) excluding the pre-recruit

index. Retaining the triennial survey series as a single index reduced the estimate of current depletion from 32.4% to 29.3%, but had little additional effect of model predictions (Table 30, Figure 93). Excluding the pre-recruit index reduced the 2002 and 2004 recruitment estimates, but increased 2005 and 2006 as they tended to follow the stock-recruit expectation instead of the lower-than-average values observed in the index itself (Figure 94). It will clearly be many years before this series can be ‘validated’ through corroboration of recruitment strengths reliably estimated via other types of data.

Additional sensitivity runs on the pre-STAR model were intended only to highlight any inconsistencies in the information content of the main type of data included in this stock assessment, length, age and survey data. To do this, the emphasis (λ) on each type of data was increased by an order of magnitude (from 1.0 to 10.0). When age data were greatly emphasized, estimates of unexploited spawning biomass decreased substantially, and recent trend was nearly flat, with little recovery evident since the mid-1990s. Greatly increasing the emphasis on the length data had the opposite effect; the estimate of unexploited spawning biomass went up appreciably and recent trend was rapidly increasing. By contrast, increasing the emphasis on only those sources of data from the surveys led to the same early period trend in spawning biomass (indicating this source of information lies in the age data from the one of the surveys) and little change in current stock size. This apparently conflicting signal between the age and length data in the canary assessment was identified in the 2005 assessment and underscores the importance of weighting of data sources.

2.9.2 Retrospective analysis

A retrospective analysis was conducted by running the model using data only through 2003 or 2004, 2005, and 2006 (Figure 95). The results do not show any strong patterns that would be of concern. As would be expected, the signal for recent year classes drops out as more years of data are excluded from the analysis, resulting in the expectation from stock-recruit curve dominating the estimated recruitments (Figure 96).

The second type of retrospective addresses assessment error, or at least the historical context of the current result given previous analyses. The 2007 base case model shows a relative trend over the last 50 years that is very similar to the last 5 canary rockfish stock assessments through the early 1990s (Figure 97). However, after this period the 2007 base case predicts a much more rapid recovery, based primarily on the change in steepness of the stock-recruit function. The 2002 and 2005 assessment results are quite consistent with the state-of-nature using a steepness value of 0.35. Little consistency is apparent in recruitment time-series among assessments, although the general magnitude is reasonably conserved.

2.9.3 Likelihood profiles

The likelihood profile for steepness shows that the best fitting values > 0.7 (Table 31, Figure 98). In the pre-STAR model, the only data source that showed a minimum within the biologically plausible range for steepness was the triennial survey, likely due to the information regarding the decrease and increase in the stock around the mid-1900s. This minimum (0.35) was used as the basis for the pre-STAR base case value used in this assessment. With the triennial survey split into two series, there is now less than one unit of negative log-likelihood difference in the profile values for the survey index likelihood

component. This change reflects the loss of linkage between the declining and ascending portions of the series. The value of steepness is highly correlated with the stock's ability to recover in recent years and therefore current depletion level (Figure 99). This was the case in the 2005 assessment as well.

A likelihood profile was calculated for the natural mortality parameter for males and young females using the pre-STAR base case model. Natural mortality governs the basic productivity of the stock and is therefore expected to be correlated with many management quantities. The value used in the base case model (0.06) fit the data slightly worse than a value of 0.07 in terms of total likelihood, but did fit the survey data better than larger or smaller values. Although current depletion was highly correlated with natural mortality, it was not as sensitive to changes in this parameter as to steepness.

2.9.4 Parametric bootstrap using SS2

There is a built-in option to create bootstrap data-sets using SS2. This feature creates a parametric bootstrap using the error assumptions and sample sizes from the input data to generate new observations about the fitted model expectations. It is therefore, not a variance estimation exercise, but an exploration of the question: If the assessment was true, and the same relative quantity of data were available, how reliably could the parameters and derived quantities be re-estimated?

This method was applied to the pre-STAR model: replicate data sets (50) were created via the bootstrap and then the (preliminary) base case model was fitted to each. Summary of any quantities in each model is possible, but for this analysis only a few key quantities were considered: unexploited spawning biomass, current (2007) spawning biomass, current depletion and the parameter defining increased natural mortality for old females. The results showed that estimation of the general trend in the canary rockfish stock is reasonably consistent with the available data. However, the degree of increase in female natural mortality tended to be underestimated. Unexploited spawning biomass was slightly overestimated and 2007 spawning biomass was underestimated, with the net result of the two being that current depletion tends to be slightly underestimated. All of these biases were well within the reasonable range of the confidence intervals for each quantity.

3. Rebuilding parameters

The rebuilding projections will be presented in a separate document after the assessment has been reviewed in September 2007. The base case assessment model includes parameter uncertainty from a variety of sources, but still likely underestimates the true uncertainty in recent trend and current stock status. For this reason, the three states of nature for stock-recruit steepness will be resampled in proportion to their relative probability and combined for the rebuilding analysis, similar to the approach taken in the 2005 assessment. This will allow the rebuilding analysis will incorporate a broader range of uncertainty by including uncertainty in the fixed value for steepness as well as annual variability in future recruitments.

4. Reference points

The abundance of canary rockfish was estimated to have dropped below the $SB_{40\%}$ management target in 1981 and the overfished threshold in 1987. In hindsight, the

spawning stock biomass passed through the target and threshold levels at a time when the annual catch was averaging more than twice the current estimate of the MSY. The stock remains below the rebuilding target, although the spawning stock biomass appears to have been increasing since 1999 (Figure 100). The degree of increase is very sensitive to the value for steepness (state of nature), and is projected to slow as recent (and below average) recruitments begin to contribute to the spawning biomass. The estimated relative depletion level in 2007 is 32.4% (~95% asymptotic interval: 24-41%, ~75% interval based on the range of states of nature: 12-56%), corresponding to 10,544 mt (asymptotic interval: 7,776-13,312 mt, states of nature interval: 4,009-17,519) of female spawning biomass in the base model. Fishing mortality rates in excess of the current F-target for rockfish of $SPR_{50\%}$ are estimated to have begun in the late 1970s and persisted through 1999 (Figure 101, Figure 102, Figure 104, Figure 103, and Figure 105). Recent management actions appear to have curtailed the rate of removal such that overfishing has not occurred since 1999, and recent SPR values are in excess of 95%. Relative exploitation rates (catch/biomass of age-5 and older fish) are estimated to have been less than 1% since 2001. These patterns are largely insensitive to the three states of nature.

Unfished spawning stock biomass was estimated to be 32,561 mt in the base case model. This is slightly smaller than the equilibrium value estimated in the 2005 assessment. The target stock size ($SB_{40\%}$) is therefore 13,024 mt. Maximum sustained yield (MSY) applying current fishery selectivity and allocations (a 'bycatch-only' scenario) was estimated in the assessment model to occur at a spawning stock biomass of 12,394 mt and produce an MSY catch of 1,169 mt ($SPR = 52.9\%$). This is nearly identical to the yield, 1,167 mt, generated by the SPR (54.4%) that stabilizes the stock at the $SB_{40\%}$ target. The fishing mortality target/overfishing level ($SPR = 50.0\%$) generates a yield of 1,161 mt at a stock size of 11,161 mt.

When selectivity and allocation from the mid 1990s (1994-1998) was applied, to mimic reference points under a targeted fishery scenario, the yield increased to 1,578 mt from a slightly smaller stock size (12,211 mt), but a similar rate of exploitation ($SPR=52.5\%$). Similar increases are observed in the other reference points (Figure 106). This is due to higher relative selection of older and larger fish when the fishery was targeting instead of avoiding canary rockfish. These values are appreciably higher than those from previous assessment models due primarily to the difference in steepness.

As suggested by the STAR panel, the 'dynamic' unexploited spawning biomass calculation was performed for comparison with the current 'static' approach. The dynamic calculation consists of eliminating the catch time-series, and re-running the model without re-estimating any of the parameters (but starting from the maximum likelihood values). This run generates a time-series of spawning biomass estimates that can be interpreted as the level that would have occurred in the absence of fishing, conditioned on the model parameters and stock-recruitment relationship. By calculating relative depletion based on the spawning biomass estimated from each year of this series, an alternate view of the effect of fishing on the stock can be constructed. In the case of canary, the results of the two estimators are quite similar, the differences reflecting periods of relatively poor recruitment (the dynamic depletion tends to be higher than the static value as these recruitments move through the spawning biomass) or good recruitment (the dynamic depletion tends to be lower than the static value following these periods, such as has been observed in the most recent years (Figure 107).

5. Harvest projections and decision tables

The forecast reported here will be replaced by the rebuilding analysis to be completed following SSC review of the stock assessment. In the interim, the total catch in 2007 and 2008 is set equal to the OY (44 mt). The exploitation rate for 2009 and beyond is based upon an SPR of 88.7%, which approximates the harvest level in the current rebuilding plan. Uncertainty in the rebuilding forecast will be based upon the three states of nature for steepness and random variability in future recruitment deviations for each rebuilding simulation. Current medium-term forecasts predict slow increases in abundance and available catch, with OY values for 2009 and 2010 increasing by nearly four times the value of 44 mt from the 2005 assessment (Table 32). This is largely attributable to the revised perception of steepness, based on meta-analysis of other rockfish species.

Because canary rockfish is currently managed under a rebuilding plan, a decision table is presented only intended to better compare and contrast the base case with uncertainty among states of nature (Table 33). The results of the rebuilding plan will integrate these three states of nature as well as projected recruitment variability. Further, various alternate probabilities of rebuilding by target and limit time-periods as well as fishing mortality rates will be evaluated in the rebuilding analysis. Relative probabilities of each state of nature are based on a meta-analysis for steepness of west coast rockfish (M. Dorn, AFSC, personal communication). Landings in 2007-2008 are 44 mt for all cases. Selectivity and fleet allocations are projected at the average 2003-2006 values.

6. Regional management considerations

The resource is modeled as a single stock. Spatial aspects of the coast-wide population are addressed through geographic separation of data sources/fleets where possible and consideration of residual patterns that may be a result of inherent stock structure. There is currently no genetic evidence that there are distinct biological stocks of canary rockfish off the U.S. coast and very limited tagging data to describe adult movement, which may be significant across depth and latitude. Future efforts to specifically address regional management concerns will require a more spatially explicit model that likely includes the portion of the canary rockfish stock residing in Canadian waters off Vancouver Island.

7. Research needs

Progress on a number of research topics would substantially improve the ability of this assessment to reliably and precisely model canary rockfish population dynamics in the future and provide better monitoring of progress toward rebuilding:

1. Expanded Assessment Region: Given the high occurrence of canary rockfish close to the US-Canada border, a joint US-Canada assessment should be considered in the future.
2. Many assessments are deriving historical catch by applying various ratios to the total rockfish catch prior to the period when most species were delineated. A comprehensive historical catch reconstruction for all rockfish species is needed, to compile a best estimated catch series that accounts for all the catch and makes sense for the entire group.
3. Habitat relationships: The historical and current relationship between canary rockfish distribution and habitat features should be investigated to provide more precise

estimates of abundance from the surveys, and to guide survey augmentations that could better track rebuilding through targeted application of newly developed survey technologies. Such studies could also assist determining the possibility of dome-shaped selectivity, aid in evaluation of spatial structure and the use of fleets to capture geographically-based patterns in stock characteristics.

4. Meta-population model: The spatial patterns show patchiness in the occurrence of large vs. small canary; reduced occurrence of large/old canary south of San Francisco; and concentrations of canary rockfish near the US-Canada border. The feasibility of a meta-population model that has linked regional sub-populations should be explored as a more accurate characterization of the coast-wide population's structure. Tagging of other direct information on adult movement will be essential to this effort.
5. Increased computational power and/or efficiency is required to move toward fully Bayesian approaches that may better integrate over both parameter and model uncertainty.
6. Additional exploration of surface ages from the late 1970s and inclusion into or comparison with the assessment model, or re-aging of the otoliths could improve the information regarding that time period when the stock underwent the most dramatic decline. Auxiliary biological data collected by ODFW from recreational catches and hook-and-line projects may also increase the performance of the assessment model in accurately estimating recent trends and stock size.
7. Due to inconsistencies between studies and scarcity of appropriate data, new data is needed on both the maturity and fecundity relationships for canary rockfish.
8. Re-evaluation of the pre-recruit index as a predictor of recent year class strength should be ongoing as future assessments generate a longer series of well-estimated recent recruitments to compare with the coast-wide survey index.
9. Meta-analysis or other summary of the degree of recruitment variability and the relative steepness for other rockfish and groundfish stocks should be ongoing, as this information is likely to be very important for model results (as it is here) in the foreseeable future.

8. Acknowledgements

This assessment draws heavily on the text and analyses in the 2005 and earlier documents, and has benefited greatly from the efforts of all authors contributing to those analyses. Richard Methot provided extensive guidance in the use of SS2 and continuity in the modeling of the canary rockfish resource. Comments and suggestions from Jim Hastie substantially improved the quality of the document.

Many people at various state and federal agencies assisted with assembling the data sources included in this assessment. Stacey Miller and John Devore assisted in identifying points of contact and acquiring Pacific council and other documentation. Don Bodenmiller, Wade Van Buskirk, Farron Wallace, and Connie Ryan aided in assembling recent recreational catches. Josie Thompson assisted in better understanding Oregon recreational sampling and data availability. Brian Culver offered very helpful discussions on many topics including bycatch in the shrimp fishery. Vanessa Tuttle provided catch estimates from the at-sea whiting fishery. Steve Ralston provided analysis of pre-recruit survey data collected by the SWFSC and NWFSC/PWCC. Cameron Hagstrom provided summary and interpretation of biological sampling from the west coast groundfish observer program.

Gretchen Arentzen provided a summary of research catches. Bob Hannah provided experience and insight into the pink shrimp fishery in Oregon. Beth Horness provided summary statistics from the NWFSC survey. Tom Helser generated GLMM-based indices of abundance from the triennial and NWFSC trawl surveys. Jim Hastie provided discard rates from the West Coast Groundfish Observer Program. Rick Stanley and Kate Rutherford were very helpful in providing and interpreting recent Canadian fishery data. Brenda Erwin provided CalCOM landings and biological data that were not available through the PacFIN system. Marlene Bellman provided maps of canary removals from the commercial fleet. Patrick McDonald and Teresa Tsou coordinated comparative ageing efforts and assisted in interpreting the results. Andre Punt generously provided software for the estimation of ageing imprecision and considerable assistance in its use.

Fishermen and other participants in the pre-assessment workshop (and some who contacted the author directly) contributed valuable experience and observations regarding the commercial fishery for canary rockfish. Pete Leipzig and Brad Pettinger offered observations on the commercial fishery and assisted in contacting other fishermen with direct experience fishing for canary rockfish. Marion Larkin and Curt Meng were very helpful in answering many questions about the canary fishery.

I thank the STAR panel: Patrick Cordue, Brian Culver, Dvora Hart, Jim Ianelli, Pete Leipzig, Paul Medley, and Steve Ralston, for their thorough review and many important contributions to this analysis.

9. Literature cited

- Alverson, D. L. 1956. An appraisal of the fish ticket system in respect to the Washington otter-trawl fishery. Washington Department of Fisheries Fisheries Research Papers **1**:59-69.
- Alverson, D. L., A. T. Pruter, and L. L. Ronholt. 1964. A study of the demersal fishes and fisheries of the northeastern Pacific Ocean. H.R. MacMillan Lectures in Fisheries.
- Anonymous. 1947. Oregon trawl fish landings, Washington trawl fish landings -- 1930 to 1946. Pages p. 263, 273 *in* Pacific Fisherman Yearbook.
- Anonymous. 1957. Oregon trawl fish landings - 1956. Pages p. 213 *in* Pacific Fisherman Yearbook.
- Anonymous. 1970a. 22nd annual report of the Pacific Marine Fisheries Commission. Pacific Marine Fisheries Commission, Portland, Oregon.
- Anonymous. 1970b. Oregon landings of selected fish and shellfish. Pages 149 *in* National Fisherman.
- Anonymous. 1971. 23rd annual report of the Pacific Marine Fisheries Commission. Pacific Marine Fisheries Commission, Portland, Oregon.
- Archibald, C. P., W. Shaw, and B. M. Leaman. 1981. Growth and mortality estimates of rockfishes (Scorpaenidae) from B.C. coastal waters, 1977-1979. Canadian Technical Report of Fisheries and Aquatic Sciences **1048**:57 p.
- Boehlert, G. W. 1980. Size composition, age composition, and growth of canary rockfish, *Sebastes pinniger*, and splitnose rockfish, *S. diploproa*, from the 1977 rockfish survey. Marine Fisheries Review **42**:57-63.
- Boehlert, G. W., and M. M. Yoklavich. 1984. Variability in age estimates in *Sebastes* as a function of methodology, different readers, and different laboratories. California Fish and Game **70**:210-224.
- Bureau of Commercial Fisheries. 1949. The commercial fish catch of California for the year 1947 with an historical review 1916-1947. California Fish and Game Fish Bulletin **74**:1-273.
- Clark, G. H. 1935. San Francisco trawl fishery. California Fish and Game **21**:22-37.
- Cleaver, F. C. 1951. Fisheries statistics of Oregon. Oregon Fish Commission **16**:1-175.
- Crone, P. R. 1995. Sampling design and statistical considerations for the commercial groundfish fishery of Oregon. Canadian Journal of Fisheries and Aquatic Sciences **52**:716-732.
- Crone, P. R., K. Piner, R. D. Methot, R. J. Conser, and T. Builder. 1999. Status of the canary resource off Oregon and Washington in 1999. *in* Status of the Pacific coast groundfish fishery through 1998 and recommended acceptable biological catches for 1999: stock assessment and fishery evaluation. Pacific Fishery Management Council, Portland, Oregon.
- Dark, T. A., and M. E. Wilkins. 1994. Distribution, abundance and biological characteristics of groundfish off the coast of Washington, Oregon and California, 1977-1986. NOAA Technical Report NMFS **117**:1-73.
- Daspit, W. P., P. R. Crone, and D. B. Sampson. 1997. Pacific fisheries information network. Pages 147-166 *in* D. B. Sampson and P. R. Crone, editors. Commercial fisheries data collection procedures for U. S. Pacific coast groundfish, NOAA Technical Memorandum NMFS-NWFSC-31.

DeMott, G. E. 1983. Movement of tagged lingcod and rockfishes off Depoe Bay, Oregon. M.Sc. Thesis. Oregon State University. 55 p.

Fish and Wildlife Service. 1943. Pacific Coast Fisheries - 1942. Current Fishery Statistics **180**.

Fish and Wildlife Service. 1944. Pacific Coast Fisheries - 1943. Current Fishery Statistics **276**.

Fish and Wildlife Service. 1945. Pacific Coast Fisheries - 1944. Current Fishery Statistics **332**.

Fish and Wildlife Service. 1946. Pacific Coast Fisheries - 1945. Current Fishery Statistics **385**.

Fish and Wildlife Service. 1947. Pacific Coast Fisheries - 1946. Current Fishery Statistics **481**.

Fish and Wildlife Service. 1948. Pacific Coast Fisheries - 1947. Current Fishery Statistics **488**.

Fish and Wildlife Service. 1949. Pacific Coast Fisheries - 1948. Current Fishery Statistics **580**.

Fish and Wildlife Service. 1950. Pacific Coast States Fisheries - 1949. Current Fishery Statistics **653**.

Fish and Wildlife Service. 1951. Pacific Coast States Fisheries - 1950. Current Fishery Statistics **764**.

Fish and Wildlife Service. 1952. Pacific Coast States Fisheries - 1951. Current Fishery Statistics **876**.

Fish and Wildlife Service. 1953. Pacific Coast States Fisheries - 1952. Current Fishery Statistics **1026**.

Fish and Wildlife Service. 1954. Pacific Coast States Fisheries - 1953. Current Fishery Statistics **1188**.

Fish and Wildlife Service. 1955. Pacific Coast States Fisheries - 1954. Current Fishery Statistics **1366**.

Fish and Wildlife Service. 1956. Pacific Coast States Fisheries - 1955. Current Fishery Statistics **1580**.

Fish and Wildlife Service. 1958. Pacific Coast States Fisheries - 1957. Current Fishery Statistics **1961**.

Fish and Wildlife Service. 1959. Pacific Coast States Fisheries - 1958. Current Fishery Statistics **2205**.

Fish and Wildlife Service. 1960. Pacific Coast States Fisheries - 1959. Current Fishery Statistics **2441**.

Fish and Wildlife Service. 1961. Pacific Coast States Fisheries - 1960. Current Fishery Statistics **2795**.

Fish and Wildlife Service. 1962. Pacific Coast Fisheries - 1961. Current Fishery Statistics **3122**.

Fish and Wildlife Service. 1963. Pacific Coast Fisheries - 1962. Current Fishery Statistics **3449**.

Fish and Wildlife Service. 1964. Pacific Coast Fisheries - 1963. Current Fishery Statistics **3694**.

Fish and Wildlife Service. 1965. Pacific Coast Fisheries - 1964. Current Fishery Statistics **4002**.

- Golden, J. T., and R. L. Demory. 1984. A progress report on the status of canary rockfish (*Sebastes pinniger*) in the INPFC Vancouver, Columbia, and Eureka areas in 1984. *in* Status of the Pacific coast groundfish fishery and recommendations for management in 1985. Pacific Fishery Management Council, Portland, Oregon.
- Golden, J. T., and C. Wood. 1990. Status of canary rockfish in the INPFC Vancouver, Columbia and Eureka areas and recommended ABC for 1991. *in* Status of the Pacific coast groundfish fishery through 1990 and recommended acceptable biological catches for 1991: stock assessment and fishery evaluation. Pacific Fishery Management Council, Portland, Oregon.
- Gomez-Uchida, D., E. A. Hoffman, R. Ardren, and M. A. Banks. 2003. Microsatellite markers for the heavily exploited canary (*Sebastes pinniger*) and other rockfish species. *Molecular Ecology Notes* **3**:387-389.
- Gunderson, D. R., P. Callahan, and B. Goiney. 1980. Maturation and fecundity of four species of *Sebastes*. *Marine Fisheries Review* **42**:74-79.
- Gunderson, D. R., and T. M. Sample. 1980. Distribution and abundance of rockfish off Washington, Oregon, and California during 1977. *Marine Fisheries Review* **42**:2-16.
- Hannah, R. W., and S. A. Jones. 2007. Effectiveness of bycatch reduction devices (BRDs) in the ocean shrimp (*Pandalus jordani*) trawl fishery. *Fisheries Research* **85**:217-225.
- Harry, G. Y., Jr., and A. R. Morgan. 1961. History of the Oregon trawl fishery, 1884-1961. *Fish Commission of Oregon Research Briefs* **9**:5-26.
- Hart, J. L. 1973. *Pacific Fishes of Canada*, Fisheries Research Board of Canada, Bulletin 180. St. Andrews, N.B., Canada. 740 p.
- Jagiello, T. H., and F. R. Wallace. 2005. Assessment of lingcod (*Ophiodon elongatus*) for the Pacific Fishery Management Council in 2005.
- King, S. E., R. W. Hannah, S. J. Parker, K. M. Matteson, and S. A. Berkeley. 2004. Protecting rockfish through gear design: development of a selective flatfish trawl for the U.S. west coast bottom trawl fishery. *Canadian Journal of Fisheries and Aquatic Sciences* **61**:487-496.
- Love, M. S., M. Yoklavich, L. Thorsteinson, and J. Butler. 2002. *The rockfishes of the northeast Pacific*. University of California Press, Berkeley.
- Mantua, N. J., S. R. Hare, Y. Zhang, J. R. Wallace, and R. C. Francis. 1997. A Pacific interdecadal climate oscillation with impacts on salmon production. *Bulletin of the American Meteorological Society* **78**:1069-1079.
- Meierjurgan, H. P., E. G. Huffschtmidt, L. N. Hall, and R. W. Schoning. 1966. Biennial report July 1, 1964 - June 30, 1966. Fish Commission of Oregon, Portland, Oregon.
- Methot, R. D. 1989. Synthetic estimates of historical abundance and mortality for northern anchovy. *American Fisheries Society Symposium* **6**:66-82.
- Methot, R. D. 2000. Technical description of the Stock Synthesis assessment program. National Marine Fisheries Service, Seattle.
- Methot, R. D. 2005. Technical description of the Stock Synthesis II assessment program.
- Methot, R. D. 2007. User manual for the integrated analysis program Stock Synthesis 2 (SS2): Model version 2.00a.
- Methot, R. D., and K. Piner. 2002. Status of the canary rockfish resource off California, Oregon and Washington in 2001. *in* Status of the Pacific coast groundfish fishery

- through 2002: stock assessment and fishery evaluation. Pacific Fishery Management Council, Portland, Oregon.
- Methot, R. D., and I. J. Stewart. 2005. Status of the U.S. canary rockfish resource in 2005.
- Miller, D. J., and R. N. Lea. 1972. Guide to the coastal marine fishes of California.
- O'Connell, V., C. Brylinsky, and D. Carlile. 2005. Chapter 13: Assessment of the demersal shelf rockfish for 2006 in the southeast outside district of the Gulf of Alaska. Pages 781-823 *in* Stock assessment and fishery evaluation report for the groundfish resources of the Gulf of Alaska. North Pacific Fishery Management Council.
- O'Connell, V., and D. Carlile. 2006. 13 Demersal shelf rockfishes (executive summary). Pages 399-405 *in* Appendix B Stock assessment and fishery evaluation report for the groundfish resources of the Gulf of Alaska. North Pacific Fishery Management Council.
- Otter Research Ltd. 2005. An introduction to AD Model Builder Version 7.1.1 for use in nonlinear modeling and statistics. *in*, Sidney, B.C., Canada.
- Pacific Fishery Management Council. 2002. Status of the Pacific coast groundfish fishery through 2001 and acceptable biological catches for 2002: Stock assessment and fishery evaluation. Pacific Fishery Management Council, Portland Oregon.
- Phillips, J. B. 1964. Life history studies on ten species of rockfish (Genus *Sebastes*). California Fish and Game Fish Bulletin **126**:70 p.
- Piner, K. R., O. S. Hamel, J. L. Menkel, J. R. Wallace, and C. E. Hutchinson. 2005. Age validation of canary rockfish (*Sebastes pinniger*) from off the Oregon coast (USA) using the bomb radiocarbon method. Canadian Journal of Fisheries and Aquatic Sciences **62**:1060-1066.
- Rogers, J. B. 2003. Species allocation of *Sebastes* and *Sebastolobus* sp. caught by foreign countries from 1965 through 1976 off Washington, Oregon, and California, USA. U.S. Dept. Commer., NOAA Tech. Memo. NMFS-NWFSC-57, 117 p.
- Rogers, J. B. 2005. Status of the darkblotched rockfish (*Sebastes crameri*) resource in 2005.
- Sampson, D. B. 1996. Stock status of canary rockfish off Oregon and Washington in 1996. *in* Status of the Pacific coast groundfish fishery through 1996 and recommended acceptable biological catches for 1997: stock assessment and fishery evaluation. Pacific Fishery Management Council, Portland, Oregon.
- Sampson, D. B., and P. R. Crone. 1997. Commercial fisheries data collection procedures for U.S. Pacific coast groundfish. NOAA Technical Memorandum NMFS-MWFSC-31.
- Sampson, D. B., and E. M. Stewart. 1994. Status of the canary rockfish resource off Oregon and Washington in 1994. *in* Status of the Pacific coast groundfish fishery through 1994 and recommended acceptable biological catches for 1995: stock assessment and fishery evaluation. Pacific Fishery Management Council, Portland, Oregon.
- Scofield, W. L. 1948. Trawling gear in California. California Fish and Game Fish Bulletin **72**:1-50.
- Smith, H. S. 1956. Fisheries statistics of Oregon 1950-1953. Fish Commission of Oregon **22**.
- Stanley, R. D., P. Starr, N. Olsen, K. Rutherford, and S. S. Wallace. 2005. Status report on canary rockfish, *Sebastes pinniger*. Canadian Science Advisory Secretariat Research Document 2005/089.
- Wallace, J. R., and H.-L. Lai. 2005. Status of the yellowtail rockfish in 2004.

- Ware, D. M., and G. A. McFarlane. 1989. Fisheries production domains in the northeast Pacific Ocean. Pages 359-379 *in* R. J. Beamish and G. A. McFarlane, editors. Effects of ocean variability on recruitment and an evaluation of parameters used in stock assessment models. Canadian Special Publication of Fisheries and Aquatic Sciences 108.
- Weinberg, K. L., M. E. Wilkins, F. R. Shaw, and M. Zimmermann. 2002. The 2001 Pacific west coast bottom trawl survey of groundfish resources: estimates of distribution, abundance, and length and age composition. U. S. Dep. Commer., NOAA Tech. Memo. NMFS-AFSC-128. 140 p. + Appendices.
- Williams, E. H., S. Ralston, A. D. MacCall, D. Woodbury, and D. E. Pearson. 1999. Stock assessment of the canary rockfish resource in the waters off southern Oregon and California in 1999. *in* Status of the Pacific coast groundfish fishery through 1998 and recommended acceptable biological catches for 1999: stock assessment and fishery evaluation. Pacific Fishery Management Council, Portland, Oregon.
- Wishard, L. N., F. M. Utter, and D. R. Gunderson. 1980. Stock separation of five rockfish species using naturally occurring biochemical genetic markers. Marine Fisheries Review **42**:64-73.
- Zimmermann, M., M. E. Wilkins, K. L. Weinberg, R. R. Lauth, and F. R. Shaw. 2001. Retrospective analysis of suspiciously small catches in the National Marine Fisheries Service west coast triennial bottom trawl survey. NOAA Proc. Rep. 2001-03.

10. Tables

Table 1. Recent trend in estimated total canary rockfish catch and commercial landings (mt) relative to management guidelines.

| Year | ABC (mt) | OY (mt) | Landings (mt) ¹ | Total Catch (mt) |
|------|--------------------|--------------------|----------------------------|------------------|
| 1997 | 1,220 ² | 1,000 ² | 1,113.8 | 1,478.8 |
| 1998 | 1,045 ² | 1,045 ² | 1,182.4 | 1,494.2 |
| 1999 | 1,045 ² | 857 ² | 665.7 | 898.0 |
| 2000 | 287 | 200 | 60.6 | 208.4 |
| 2001 | 228 | 93 | 42.8 | 133.6 |
| 2002 | 228 | 93 | 48.6 | 106.8 |
| 2003 | 272 | 44 | 8.5 | 51.0 |
| 2004 | 256 | 47.3 | 10.7 | 46.5 |
| 2005 | 270 | 46.8 | 10.9 | 51.4 |
| 2006 | 279 | 47 | 8.2 | 47.1 |

¹Excludes all at-sea whiting, recreational and research catches.

²Includes the Columbia and Vancouver INPFC areas only.

[illegible]

Table 2. Continued. Summary of data sources available in 2007. “X” denotes data used in 2005, “N” denotes new data.

| | 1916 | 1928 | 1932 | 1950 | 1966 | 1968 | 1 | 1 | 1 | 1 | 1 | 1 | 1 | 1 | 1 | 1 | 1 | 1 | 1 | 1 | 1 | 1 | 1 | 1 | 1 | 1 | 1 | 1 | 1 | 2 | 2 | 2 | 2 | 2 | 2 | 2 | | | | |
|------------------------------|------|------|------|------|------|------|---|---|---|---|---|---|---|---|---|---|---|---|---|---|---|---|---|---|---|---|---|---|---|---|---|---|---|---|---|---|---|---|---|---|
| | 1927 | 1931 | 1949 | 1965 | 1967 | 1972 | 9 | 9 | 9 | 9 | 9 | 9 | 9 | 9 | 9 | 9 | 9 | 9 | 9 | 9 | 9 | 9 | 9 | 9 | 9 | 9 | 9 | 9 | 9 | 0 | 0 | 0 | 0 | 0 | 0 | 0 | | | | |
| | | | | | | | 3 | 4 | 5 | 6 | 7 | 8 | 9 | 0 | 1 | 2 | 3 | 4 | 5 | 6 | 7 | 8 | 9 | 0 | 1 | 2 | 3 | 4 | 5 | 6 | 7 | 8 | 9 | 0 | 1 | 2 | 3 | 4 | 5 | 6 |
| <u>Fishery Data</u> | | | | | | | | | | | | | | | | | | | | | | | | | | | | | | | | | | | | | | | | |
| <u>Length</u> | | | | | | | | | | | | | | | | | | | | | | | | | | | | | | | | | | | | | | | | |
| N. CA Rec. | | | | | | | | | | | | | | | | | | | | | | | | | | | | | | | | | | | | | | | | |
| OR/WA Rec. | | | | | | | | | | | | | | | | | | | | | | | | | | | | | | | | | | | | | | | | |
| WCGOP discards | | | | | | | | | | | | | | | | | | | | | | | | | | | | | | | | | | | | | | | | |
| <u>Survey data</u> | | | | | | | | | | | | | | | | | | | | | | | | | | | | | | | | | | | | | | | | |
| <u>Index</u> | | | | | | | | | | | | | | | | | | | | | | | | | | | | | | | | | | | | | | | | |
| Triennial survey | | | | | | | | | | | | | | | | | | | | | | | | | | | | | | | | | | | | | | | | |
| NWFSC survey | | | | | | | | | | | | | | | | | | | | | | | | | | | | | | | | | | | | | | | | |
| Pre-recruit index | | | | | | | | | | | | | | | | | | | | | | | | | | | | | | | | | | | | | | | | |
| <u>Age</u> | | | | | | | | | | | | | | | | | | | | | | | | | | | | | | | | | | | | | | | | |
| Triennial survey | | | | | | | | | | | | | | | | | | | | | | | | | | | | | | | | | | | | | | | | |
| NWFSC survey | | | | | | | | | | | | | | | | | | | | | | | | | | | | | | | | | | | | | | | | |
| <u>Length</u> | | | | | | | | | | | | | | | | | | | | | | | | | | | | | | | | | | | | | | | | |
| Triennial survey | | | | | | | | | | | | | | | | | | | | | | | | | | | | | | | | | | | | | | | | |
| NWFSC survey | | | | | | | | | | | | | | | | | | | | | | | | | | | | | | | | | | | | | | | | |
| <u>For comparison</u> | | | | | | | | | | | | | | | | | | | | | | | | | | | | | | | | | | | | | | | | |
| PGCT hook-and-line | | | | | | | | | | | | | | | | | | | | | | | | | | | | | | | | | | | | | | | | |
| YOY core area | | | | | | | | | | | | | | | | | | | | | | | | | | | | | | | | | | | | | | | | |
| NWFSC Hook and Line | | | | | | | | | | | | | | | | | | | | | | | | | | | | | | | | | | | | | | | | |
| N. CA trawl CPUE | | | | | | | | | | | | | | | | | | | | | | | | | | | | | | | | | | | | | | | | |
| OR/WA Rec. | | | | | | | | | | | | | | | | | | | | | | | | | | | | | | | | | | | | | | | | |
| N. CA Rec. CPFV CPUE | | | | | | | | | | | | | | | | | | | | | | | | | | | | | | | | | | | | | | | | |

Table 3. Summary of sampling used in the calculation of biomass indices for the shelf trawl surveys.

| Year | Triennial | | NWFSC | |
|------|----------------|---------------|----------------|---------------|
| | Number of tows | Positive tows | Number of tows | Positive tows |
| 1980 | 314 | 77 | NA | NA |
| 1983 | 493 | 185 | NA | NA |
| 1986 | 484 | 169 | NA | NA |
| 1989 | 452 | 93 | NA | NA |
| 1992 | 431 | 69 | NA | NA |
| 1995 | 450 | 43 | NA | NA |
| 1998 | 479 | 86 | NA | NA |
| 2001 | 474 | 74 | NA | NA |
| 2003 | NA | NA | 558 | 50 |
| 2004 | 383 | 63 | 497 | 41 |
| 2005 | NA | NA | 674 | 56 |
| 2006 | NA | NA | 652 | 32 |

Table 4. The GLMM-based survey indices of biomass (median posterior values, mt) by strata. Strata with both surveys available include both indices (Triennial/NWFSC). Note that strata-specific values represent the marginal medians and so do not add to the integrated total.

| Year | Conception-Monterey | Eureka | Columbia | US Vancouver | Total | |
|------|---------------------|------------|-------------|-----------------|-----------|---------|
| | | | | | Triennial | NWFSC |
| 1980 | 139.4 | 257.9 | 1,079.5 | 392.7 | 1,969.4 | NA |
| 1983 | 737.0 | 295.0 | 1,602.1 | 1,065.8 | 3,768.4 | NA |
| 1986 | 188.4 | 551.9 | 1,035.5 | 523.5 | 2,419.7 | NA |
| 1989 | 313.3 | 131.0 | 592.3 | 573.7 | 1,691.3 | NA |
| 1992 | 53.5 | 23.3 | 361.2 | 93.5 | 558.3 | NA |
| 1995 | 90.4 | 47.0 | 299.7 | 34.4 | 505.8 | NA |
| 1998 | 146.2 | 70.3 | 249.6 | 131.7 | 631.4 | NA |
| 2001 | 77.5 | 118.7 | 423.6 | 117.7 | 764.3 | NA |
| 2003 | 164.9 | 243.1 | 672.3 | 630.5 | NA | 1,845.5 |
| 2004 | 142.5/354.4 | 129.5/83.8 | 589.6/591.2 | 111.0/526.5 | 1,016.7 | 1,768.0 |
| 2005 | 353.5 | 368.4 | 424.1 | 566.3 | NA | 1,912.8 |
| 2006 | 129.6 | 655.1 | 266.8 | 3901.1 | NA | 5,387.4 |

Table 5. Summary of data used to produce NWFSC survey length and age-at-length frequencies.

| Year | Length data | | Age-at-length data | |
|------|-------------------|----------------|--------------------|----------------|
| | Number of Samples | Number of fish | Number of samples | Number of Fish |
| 2003 | 50 | 423 | 48 | 262 |
| 2004 | 41 | 550 | 41 | 288 |
| 2005 | 56 | 622 | 55 | 277 |
| 2006 | 32 | 623 | 32 | 247 |

Table 6. Summary of data used to produce triennial survey length and age-at-length frequencies.

| Year | Length data | | Age-at-length data | |
|------|-------------------|----------------|--------------------|----------------|
| | Number of samples | Number of fish | Number of samples | Number of Fish |
| 1983 | 44 | 3,064 | 21 | 1,627 |
| 1986 | 44 | 2,544 | 0 | 0 |
| 1989 | 77 | 1,411 | 20 | 254 |
| 1992 | 34 | 407 | 9 | 176 |
| 1995 | 41 | 616 | 37 | 241 |
| 1998 | 84 | 422 | 0 | 0 |
| 2001 | 74 | 398 | 74 | 367 |
| 2004 | 62 | 412 | 60 | 211 |

Table 7. Summary of fixed biological parameters used in this stock assessment

| Quantity | Value | Source |
|--|-----------|---|
| Natural mortality | 0.06 | All canary assessments since 1994, males and females < age 6, with a linear ramp to an estimated value for females age 14+. |
| Weight-length coefficient (<i>a</i>) | 0.0000155 | 2005 assessment, pooled over both sexes from fishery and survey data combined. |
| Weight-length exponent (<i>b</i>) | 3.03 | |
| Length at 50% maturity | 40.5 | 2005 assessment Oregon and Washington trawl fisheries sampled during fall and winter months only. |
| Maturity logistic slope | -0.25 | |
| Fecundity eggs/gram intercept | 1.0 | No fecundity relationship available, so weight is assumed to be a reasonable proxy. |
| Fecundity slope | 0.0 | |

Table 8. Estimates of ageing bias (mean observed age at true age) and precision (SD of observed age at true age) for CAP and WDFW break-and-burn reads as well as surface reads.

| True age | CAP | | | WDFW | | Surface | |
|----------|----------|------|---|----------|------|----------|------|
| | Obs. age | SD | Obs. age (radiocarbon study, not used in model) | Obs. age | SD | Obs. age | SD |
| 0.50 | 0.50 | 0.10 | 0.50 | 0.50 | 0.11 | 0.50 | 0.17 |
| 1.50 | 1.42 | 0.10 | 1.41 | 1.50 | 0.11 | 1.42 | 0.17 |
| 2.50 | 2.34 | 0.20 | 2.32 | 2.50 | 0.23 | 2.34 | 0.33 |
| 3.50 | 3.26 | 0.29 | 3.22 | 3.50 | 0.34 | 3.33 | 0.50 |
| 4.50 | 4.17 | 0.39 | 4.13 | 4.50 | 0.45 | 4.60 | 0.67 |
| 5.50 | 5.09 | 0.49 | 5.04 | 5.50 | 0.56 | 5.81 | 0.83 |
| 6.50 | 6.01 | 0.59 | 5.95 | 6.50 | 0.68 | 6.95 | 1.00 |
| 7.50 | 6.93 | 0.68 | 6.85 | 7.50 | 0.79 | 8.04 | 1.17 |
| 8.50 | 7.85 | 0.78 | 7.76 | 8.50 | 0.90 | 9.08 | 1.34 |
| 9.50 | 8.77 | 0.88 | 8.67 | 9.50 | 1.02 | 10.07 | 1.50 |
| 10.50 | 9.69 | 0.98 | 9.58 | 10.50 | 1.13 | 11.01 | 1.67 |
| 11.50 | 10.61 | 1.07 | 10.49 | 11.50 | 1.24 | 11.91 | 1.84 |
| 12.50 | 11.52 | 1.17 | 11.39 | 12.50 | 1.36 | 12.76 | 2.00 |
| 13.50 | 12.44 | 1.27 | 12.30 | 13.50 | 1.47 | 13.57 | 2.17 |
| 14.50 | 13.36 | 1.37 | 13.21 | 14.50 | 1.58 | 14.34 | 2.34 |
| 15.50 | 14.28 | 1.47 | 14.12 | 15.50 | 1.69 | 15.07 | 2.50 |
| 16.50 | 15.20 | 1.56 | 15.02 | 16.50 | 1.81 | 15.77 | 2.67 |
| 17.50 | 16.12 | 1.66 | 15.93 | 17.50 | 1.92 | 16.43 | 2.84 |
| 18.50 | 17.04 | 1.76 | 16.84 | 18.50 | 2.03 | 17.06 | 3.00 |
| 19.50 | 17.96 | 1.86 | 17.75 | 19.50 | 2.15 | 17.66 | 3.17 |
| 20.50 | 18.87 | 1.95 | 18.66 | 20.50 | 2.26 | 18.24 | 3.34 |
| 21.50 | 19.79 | 2.05 | 19.56 | 21.50 | 2.37 | 18.78 | 3.50 |
| 22.50 | 20.71 | 2.15 | 20.47 | 22.50 | 2.48 | 19.17 | 3.67 |
| 23.50 | 21.63 | 2.25 | 21.38 | 23.50 | 2.60 | 19.64 | 3.84 |
| 24.50 | 22.55 | 2.34 | 22.29 | 24.50 | 2.71 | 20.10 | 4.01 |
| 25.50 | 23.47 | 2.44 | 23.20 | 25.50 | 2.82 | 20.53 | 4.17 |
| 26.50 | 24.39 | 2.54 | 24.10 | 26.50 | 2.94 | 20.93 | 4.34 |
| 27.50 | 25.31 | 2.64 | 25.01 | 27.50 | 3.05 | 21.32 | 4.51 |
| 28.50 | 26.22 | 2.74 | 25.92 | 28.50 | 3.16 | 21.69 | 4.67 |
| 29.50 | 27.14 | 2.83 | 26.83 | 29.50 | 3.27 | 22.04 | 4.84 |
| 30.50 | 28.06 | 2.93 | 27.73 | 30.50 | 3.39 | 22.37 | 5.01 |
| 31.50 | 28.98 | 3.03 | 28.64 | 31.50 | 3.50 | 22.69 | 5.17 |
| 32.50 | 29.90 | 3.13 | 29.55 | 32.50 | 3.61 | 22.99 | 5.34 |
| 33.50 | 30.82 | 3.22 | 30.46 | 33.50 | 3.73 | 23.28 | 5.51 |
| 34.50 | 31.74 | 3.32 | 31.37 | 34.50 | 3.84 | 23.56 | 5.67 |
| 35.50 | 32.66 | 3.42 | 32.27 | 35.50 | 3.95 | 23.82 | 5.84 |
| 36.50 | 33.57 | 3.52 | 33.18 | 36.50 | 4.07 | 24.02 | 6.01 |
| 37.50 | 34.49 | 3.61 | 34.09 | 37.50 | 4.18 | 24.22 | 6.17 |
| 38.50 | 35.41 | 3.71 | 35.00 | 38.50 | 4.29 | 24.42 | 6.34 |
| 39.50 | 36.33 | 3.81 | 35.90 | 39.50 | 4.40 | 24.62 | 6.51 |
| 40.50 | 37.25 | 3.91 | 36.81 | 40.50 | 4.52 | 24.82 | 6.68 |

Table 9. Total catches (mt) of canary rockfish by fleet used in the assessment model.
Foreign catches are included in state trawl fisheries. See text for description of sources.

| Year | S. CA trawl | N. CA trawl | Oregon trawl | WA trawl | S. CA non- trawl | N. CA non- trawl | OR- WA non- trawl | At-sea whiting bycatch | S. CA rec. | N. CA rec. | OR/WA rec. | Research catches |
|------|----------------|----------------|-----------------|-------------|------------------------|------------------------|----------------------------|------------------------------|---------------|---------------|---------------|---------------------|
| 1916 | 397.05 | | 0.00 | 0.00 | 76.81 | | 0.00 | 0.00 | 0.00 | | 0.00 | 0.00 |
| 1917 | 627.50 | | 0.00 | 0.00 | 121.39 | | 0.00 | 0.00 | 0.00 | | 0.00 | 0.00 |
| 1918 | 665.34 | | 0.00 | 0.00 | 128.70 | | 0.00 | 0.00 | 0.00 | | 0.00 | 0.00 |
| 1919 | 435.72 | | 0.00 | 0.00 | 84.29 | | 0.00 | 0.00 | 0.00 | | 0.00 | 0.00 |
| 1920 | 454.69 | | 0.00 | 0.00 | 87.96 | | 0.00 | 0.00 | 0.00 | | 0.00 | 0.00 |
| 1921 | 384.35 | | 0.00 | 0.00 | 74.35 | | 0.00 | 0.00 | 0.00 | | 0.00 | 0.00 |
| 1922 | 348.06 | | 0.00 | 0.00 | 67.33 | | 0.00 | 0.00 | 0.00 | | 0.00 | 0.00 |
| 1923 | 411.39 | | 0.00 | 0.00 | 79.58 | | 0.00 | 0.00 | 0.00 | | 0.00 | 0.00 |
| 1924 | 382.84 | | 0.00 | 0.00 | 74.06 | | 0.00 | 0.00 | 0.00 | | 0.00 | 0.00 |
| 1925 | 443.03 | | 0.00 | 0.00 | 85.70 | | 0.00 | 0.00 | 0.00 | | 0.00 | 0.00 |
| 1926 | 608.69 | | 0.00 | 0.00 | 117.75 | | 0.00 | 0.00 | 0.00 | | 0.00 | 0.00 |
| 1927 | 515.84 | | 0.00 | 0.00 | 99.78 | | 0.00 | 0.00 | 0.00 | | 0.00 | 0.00 |
| 1928 | 518.20 | | 8.16 | 0.00 | 100.24 | | 0.00 | 0.00 | 0.00 | | 0.00 | 0.00 |
| 1929 | 487.25 | | 14.19 | 0.00 | 94.25 | | 0.00 | 0.00 | 0.00 | | 0.00 | 0.00 |
| 1930 | 583.22 | | 13.14 | 0.00 | 112.82 | | 0.00 | 0.00 | 0.00 | | 0.00 | 0.00 |
| 1931 | 587.44 | | 10.06 | 0.00 | 113.64 | | 0.00 | 0.00 | 0.00 | | 0.00 | 0.00 |
| 1932 | 454.95 | | 3.69 | 0.04 | 88.01 | | 0.00 | 0.00 | 0.00 | | 0.00 | 0.00 |
| 1933 | 386.46 | | 5.39 | 0.00 | 74.76 | | 0.00 | 0.00 | 0.00 | | 0.00 | 0.00 |
| 1934 | 371.63 | | 5.86 | 0.30 | 71.89 | | 0.00 | 0.00 | 0.00 | | 0.00 | 0.00 |
| 1935 | 389.96 | | 5.40 | 2.30 | 75.43 | | 0.00 | 0.00 | 0.00 | | 0.00 | 0.00 |
| 1936 | 371.62 | | 13.41 | 2.96 | 71.89 | | 0.00 | 0.00 | 0.00 | | 0.00 | 0.00 |
| 1937 | 346.38 | | 17.03 | 2.64 | 67.00 | | 0.00 | 0.00 | 0.00 | | 0.00 | 0.00 |
| 1938 | 293.58 | | 15.47 | 3.90 | 56.79 | | 0.00 | 0.00 | 0.00 | | 0.00 | 0.00 |
| 1939 | 269.04 | | 11.49 | 4.09 | 52.04 | | 0.00 | 0.00 | 0.00 | | 0.00 | 0.00 |
| 1940 | 288.21 | | 68.56 | 9.05 | 55.75 | | 0.00 | 0.00 | 0.00 | | 0.00 | 0.00 |
| 1941 | 274.89 | | 144.08 | 3.39 | 53.18 | | 0.00 | 0.00 | 0.00 | | 0.00 | 0.00 |
| 1942 | 114.41 | | 210.19 | 65.81 | 22.27 | | 0.00 | 0.00 | 0.00 | | 0.00 | 0.00 |
| 1943 | 222.74 | | 766.49 | 212.71 | 42.52 | | 0.00 | 0.00 | 0.00 | | 0.00 | 0.00 |
| 1944 | 518.38 | | 1,258.48 | 88.40 | 99.22 | | 0.00 | 0.00 | 0.00 | | 0.00 | 0.00 |
| 1945 | 1,071.18 | | 1,937.94 | 926.43 | 205.53 | | 0.00 | 0.00 | 0.00 | | 0.00 | 0.00 |
| 1946 | 900.07 | | 1,215.83 | 467.02 | 172.12 | | 0.00 | 0.00 | 0.00 | | 0.00 | 0.00 |
| 1947 | 685.43 | | 755.22 | 243.97 | 131.62 | | 0.00 | 0.00 | 0.00 | | 0.00 | 0.00 |
| 1948 | 524.45 | | 519.74 | 396.17 | 100.23 | | 0.00 | 0.00 | 0.00 | | 0.00 | 0.00 |
| 1949 | 480.92 | | 528.54 | 481.83 | 92.13 | | 0.00 | 0.00 | 0.00 | | 0.00 | 0.00 |
| 1950 | 654.04 | | 633.70 | 463.03 | 125.54 | | 0.00 | 0.00 | 82.80 | | 0.00 | 0.00 |
| 1951 | 886.91 | | 409.14 | 387.38 | 170.09 | | 0.00 | 0.00 | 82.80 | | 0.00 | 0.00 |
| 1952 | 864.64 | | 418.88 | 369.45 | 166.04 | | 0.00 | 0.00 | 82.80 | | 0.00 | 0.00 |
| 1953 | 986.13 | | 334.79 | 160.20 | 189.33 | | 0.00 | 0.00 | 82.80 | | 0.00 | 0.00 |
| 1954 | 1,019.54 | | 421.04 | 229.79 | 195.40 | | 0.00 | 0.00 | 82.80 | | 0.00 | 0.00 |
| 1955 | 1,022.58 | | 442.74 | 216.84 | 196.42 | | 0.00 | 0.00 | 82.80 | | 0.00 | 0.00 |
| 1956 | 1,204.82 | | 271.93 | 207.15 | 230.84 | | 0.00 | 0.00 | 82.80 | | 0.00 | 0.00 |
| 1957 | 1,297.96 | | 779.74 | 171.37 | 249.06 | | 0.00 | 0.00 | 77.70 | | 0.00 | 0.00 |
| 1958 | 1,438.70 | | 599.62 | 216.94 | 275.39 | | 0.00 | 0.00 | 88.30 | | 0.00 | 0.00 |
| 1959 | 1,232.16 | | 658.62 | 242.52 | 235.90 | | 0.00 | 0.00 | 82.40 | | 0.00 | 0.00 |
| 1960 | 1,105.60 | | 834.55 | 219.31 | 211.60 | | 0.00 | 0.00 | 108.40 | | 0.00 | 0.00 |
| 1961 | 873.75 | | 760.81 | 260.34 | 167.05 | | 0.00 | 0.00 | 98.30 | | 0.00 | 0.00 |
| 1962 | 792.75 | | 795.34 | 362.74 | 151.87 | | 0.00 | 0.00 | 104.00 | | 0.00 | 0.00 |
| 1963 | 947.66 | | 544.63 | 292.02 | 181.23 | | 0.00 | 0.00 | 105.30 | | 0.00 | 0.00 |
| 1964 | 571.02 | | 489.43 | 215.56 | 114.41 | | 0.00 | 0.00 | 94.20 | | 0.00 | 0.00 |
| 1965 | 561.91 | | 483.87 | 480.38 | 116.43 | | 0.00 | 0.00 | 113.80 | | 0.00 | 0.00 |
| 1966 | 534.58 | | 2,127.32 | 729.91 | 106.31 | | 0.00 | 0.00 | 117.90 | | 0.00 | 0.00 |
| 1967 | 483.95 | | 854.51 | 414.09 | 84.03 | | 0.00 | 0.00 | 117.10 | | 0.00 | 0.00 |
| 1968 | 686.44 | | 788.70 | 671.26 | 60.75 | | 0.00 | 0.00 | 120.20 | | 0.00 | 0.00 |
| 1969 | 167.05 | | 671.26 | 558.87 | 38.47 | | 0.00 | 0.00 | 123.50 | | 0.00 | 0.00 |

Table 9. Continued. Total catches (mt) of canary rockfish by fleet used in the assessment model.

| Year | S. CA trawl | N. CA trawl | Oregon trawl | WA trawl | S. CA non- trawl | N. CA non- trawl | OR- WA non- trawl | At-sea whiting bycatch | S. CA rec. | N. CA rec. | OR/WA rec | Research catches |
|------|----------------|----------------|-----------------|-------------|------------------------|------------------------|----------------------------|------------------------------|---------------|---------------|--------------|---------------------|
| 1970 | 188.32 | | 679.36 | 472.82 | 44.55 | | 0.00 | 0.00 | 139.10 | | 0.00 | 0.00 |
| 1971 | 196.42 | | 702.64 | 454.59 | 46.57 | | 0.00 | 0.00 | 0.00 | | 0.00 | 0.00 |
| 1972 | 301.71 | | 927.41 | 163.00 | 68.85 | | 0.00 | 0.00 | 0.00 | | 0.00 | 0.00 |
| 1973 | 771.49 | | 1,306.06 | 146.81 | 92.13 | | 0.00 | 0.00 | 0.00 | | 0.00 | 0.00 |
| 1974 | 523.44 | | 602.41 | 480.92 | 85.05 | | 0.00 | 0.00 | 0.00 | | 0.00 | 0.00 |
| 1975 | 504.20 | | 525.46 | 575.07 | 87.07 | | 0.00 | 0.00 | 0.00 | | 4.01 | 0.00 |
| 1976 | 454.59 | | 283.49 | 454.59 | 85.05 | | 0.00 | 0.00 | 0.00 | | 2.11 | 0.00 |
| 1977 | 331.07 | | 489.01 | 991.19 | 67.83 | | 0.00 | 0.00 | 0.00 | | 4.47 | 11.66 |
| 1978 | 22.10 | 639.95 | 990.18 | 1,126.86 | 3.25 | 130.62 | 0.00 | 0.00 | 150.50 | | 10.30 | 0.00 |
| 1979 | 9.87 | 308.50 | 1,750.53 | 1,118.76 | 3.09 | 106.03 | 0.00 | 0.00 | 159.20 | | 4.86 | 0.00 |
| 1980 | 30.38 | 413.40 | 2,309.41 | 945.63 | 14.20 | 75.66 | 0.00 | 0.00 | 136.90 | 159.01 | 34.98 | 5.31 |
| 1981 | 34.18 | 494.02 | 2,082.84 | 514.45 | 39.24 | 165.68 | 0.00 | 0.00 | 35.05 | 118.04 | 48.89 | 0.00 |
| 1982 | 0.90 | 797.72 | 3,941.26 | 435.11 | 36.91 | 11.58 | 0.00 | 0.00 | 34.33 | 241.28 | 44.47 | 0.00 |
| 1983 | 7.39 | 499.24 | 3,580.68 | 650.80 | 46.55 | 10.90 | 0.00 | 0.00 | 11.63 | 93.99 | 6.82 | 10.49 |
| 1984 | 29.61 | 358.07 | 1,188.43 | 612.87 | 56.90 | 3.05 | 0.00 | 0.00 | 31.77 | 75.66 | 26.65 | 0.00 |
| 1985 | 15.03 | 305.93 | 1,029.50 | 1,037.98 | 107.44 | 3.42 | 0.00 | 0.00 | 43.47 | 120.33 | 63.37 | 0.00 |
| 1986 | 0.79 | 167.71 | 902.13 | 899.06 | 12.40 | 42.16 | 15.64 | 0.00 | 61.40 | 165.45 | 24.21 | 11.78 |
| 1987 | 0.00 | 211.00 | 1,491.39 | 1,016.63 | 20.61 | 24.36 | 160.00 | 0.00 | 57.02 | 168.13 | 34.34 | 0.00 |
| 1988 | 0.50 | 226.58 | 1,576.42 | 979.31 | 24.35 | 26.44 | 0.00 | 0.00 | 46.59 | 137.65 | 56.59 | 0.00 |
| 1989 | 6.80 | 175.77 | 1,573.63 | 1,208.85 | 111.27 | 104.31 | 0.00 | 0.00 | 29.71 | 85.89 | 31.56 | 5.10 |
| 1990 | 15.72 | 310.17 | 1,029.44 | 1,099.96 | 69.10 | 139.26 | 17.35 | 0.00 | 10.02 | 61.34 | 38.43 | 0.00 |
| 1991 | 7.84 | 138.10 | 1,776.39 | 971.64 | 136.87 | 24.05 | 27.91 | 5.06 | 10.02 | 61.34 | 43.75 | 0.00 |
| 1992 | 6.97 | 218.13 | 1,423.29 | 825.03 | 49.38 | 77.80 | 152.43 | 1.81 | 10.02 | 61.34 | 38.43 | 1.17 |
| 1993 | 42.03 | 48.02 | 1,513.80 | 289.81 | 26.70 | 81.32 | 116.69 | 0.72 | 0.00 | 64.82 | 51.07 | 0.00 |
| 1994 | 13.89 | 106.05 | 644.15 | 149.54 | 41.37 | 52.81 | 104.87 | 4.83 | 0.00 | 53.46 | 38.78 | 0.00 |
| 1995 | 30.10 | 101.84 | 548.61 | 161.15 | 53.89 | 60.59 | 118.68 | 0.31 | 1.23 | 68.33 | 43.53 | 1.07 |
| 1996 | 101.06 | 116.26 | 758.21 | 189.85 | 72.11 | 52.88 | 166.36 | 1.35 | 2.49 | 60.59 | 25.24 | 0.00 |
| 1997 | 31.96 | 142.66 | 589.85 | 203.44 | 29.78 | 73.80 | 254.42 | 3.63 | 1.75 | 100.85 | 46.68 | 0.00 |
| 1998 | 8.41 | 149.45 | 716.05 | 203.01 | 23.33 | 57.25 | 250.13 | 5.47 | 1.14 | 25.46 | 53.49 | 0.97 |
| 1999 | 7.36 | 96.25 | 387.85 | 139.97 | 8.53 | 28.59 | 123.97 | 5.63 | 2.81 | 62.05 | 35.02 | 0.00 |
| 2000 | 1.71 | 11.24 | 46.62 | 32.66 | 2.52 | 5.50 | 10.25 | 2.35 | 0.41 | 76.64 | 18.46 | 0.00 |
| 2001 | 1.44 | 9.43 | 33.13 | 19.65 | 1.60 | 4.96 | 11.00 | 4.05 | 0.00 | 33.37 | 13.34 | 1.61 |
| 2002 | 0.36 | 14.62 | 32.60 | 33.29 | 0.02 | 0.08 | 3.15 | 5.24 | 0.21 | 6.00 | 11.13 | 0.13 |
| 2003 | 0.23 | 0.31 | 5.02 | 6.24 | 0.00 | 0.08 | 6.89 | 0.93 | 0.06 | 18.05 | 12.10 | 1.08 |
| 2004 | 0.61 | 1.95 | 7.67 | 7.73 | 0.02 | 0.06 | 4.68 | 5.22 | 1.48 | 9.11 | 5.76 | 2.24 |
| 2005 | 0.72 | 2.84 | 4.91 | 25.90 | 0.06 | 0.09 | 1.79 | 1.44 | 1.49 | 0.83 | 6.82 | 4.54 |
| 2006 | 3.57 | 2.28 | 2.91 | 15.64 | 0.00 | 0.00 | 3.11 | 1.09 | 5.73 | 1.03 | 3.98 | 7.78 |

Table 10. Canary rockfish discard rates applied to commercial fishing landings to generate the catches used in the assessment model.

| Year | Southern CA trawl | Northern CA trawl | Oregon trawl | Washington trawl | Southern CA non- trawl | Northern CA non- trawl | OR-WA non-trawl |
|-----------|-------------------------|-------------------------|-----------------|---------------------|------------------------------|------------------------------|--------------------|
| 1916-1994 | 0.0123 | 0.0123 | 0.0123 | 0.0123 | 0.0123 | 0.0123 | 0.0123 |
| 1995-1999 | 0.160 | 0.160 | 0.160 | 0.160 | 0.160 | 0.160 | 0.160 |
| 2000 | 0.148 | 0.148 | 0.435 | 0.757 | 0.160 | 0.160 | 0.160 |
| 2001 | 0.282 | 0.282 | 0.600 | 0.644 | 0.160 | 0.160 | 0.160 |
| 2002 | 0.236 | 0.236 | 0.473 | 0.482 | 0.160 | 0.160 | 0.160 |
| 2003 | 0.190 | 0.190 | 0.448 | 0.285 | NA | 0.877 | 0.877 |
| 2004 | 0.646 | 0.646 | 0.512 | 0.381 | 0.730 | 0.730 | 0.730 |
| 2005 | 0.729 | 0.729 | 0.190 | 0.801 | 0.592 | 0.592 | 0.592 |
| 2006 | 0.708 | 0.708 | 0.185 | 0.783 | NA | NA | 0.776 |

Table 11. Summary of sampling effort generating length-frequency distributions used in the assessment model for the trawl fleets.

| Year | Southern California | | Northern California | | Oregon | | Washington | |
|------|---------------------|--------|---------------------|--------|---------|--------|------------|--------|
| | N trips | N fish | N trips | N fish | N trips | N fish | N trips | N fish |
| 1968 | 0 | 0 | 0 | 0 | 0 | 0 | 2 | 402 |
| 1969 | 0 | 0 | 0 | 0 | 0 | 0 | 2 | 718 |
| 1970 | 0 | 0 | 0 | 0 | 0 | 0 | 1 | 268 |
| 1971 | 0 | 0 | 0 | 0 | 0 | 0 | 8 | 1,804 |
| 1972 | 0 | 0 | 0 | 0 | 0 | 0 | 2 | 501 |
| 1973 | 0 | 0 | 0 | 0 | 1 | 51 | 1 | 230 |
| 1974 | 0 | 0 | 0 | 0 | 4 | 370 | 0 | 0 |
| 1975 | 0 | 0 | 0 | 0 | 0 | 0 | 5 | 1,244 |
| 1976 | 0 | 0 | 0 | 0 | 2 | 89 | 3 | 716 |
| 1977 | 0 | 0 | 0 | 0 | 8 | 750 | 2 | 481 |
| 1978 | 7 | 16 | 63 | 363 | 7 | 670 | 5 | 911 |
| 1979 | 2 | 2 | 30 | 168 | 6 | 600 | 8 | 799 |
| 1980 | 11 | 25 | 80 | 261 | 20 | 996 | 18 | 1,654 |
| 1981 | 8 | 10 | 50 | 176 | 8 | 633 | 18 | 1,765 |
| 1982 | 4 | 5 | 72 | 349 | 20 | 1,358 | 13 | 1,300 |
| 1983 | 7 | 12 | 118 | 409 | 30 | 2,836 | 17 | 1,650 |
| 1984 | 10 | 64 | 73 | 312 | 21 | 2,064 | 17 | 1,550 |
| 1985 | 25 | 56 | 69 | 391 | 29 | 1,891 | 18 | 1,750 |
| 1986 | 3 | 4 | 53 | 389 | 16 | 1,545 | 17 | 1,649 |
| 1987 | 0 | 0 | 61 | 306 | 35 | 1,751 | 25 | 1,300 |
| 1988 | 3 | 3 | 49 | 269 | 23 | 1,148 | 19 | 950 |
| 1989 | 3 | 15 | 42 | 232 | 23 | 1,130 | 18 | 900 |
| 1990 | 6 | 21 | 43 | 317 | 22 | 1,099 | 17 | 850 |
| 1991 | 6 | 20 | 29 | 170 | 22 | 869 | 22 | 1,100 |
| 1992 | 9 | 43 | 20 | 186 | 34 | 1,364 | 20 | 999 |
| 1993 | 21 | 210 | 13 | 42 | 22 | 1,113 | 17 | 854 |
| 1994 | 6 | 64 | 10 | 87 | 15 | 750 | 15 | 750 |
| 1995 | 5 | 60 | 11 | 213 | 16 | 847 | 22 | 1,100 |
| 1996 | 12 | 224 | 12 | 218 | 19 | 1,162 | 15 | 750 |
| 1997 | 16 | 239 | 7 | 116 | 28 | 1,545 | 17 | 847 |
| 1998 | 8 | 114 | 6 | 96 | 28 | 1,560 | 25 | 845 |
| 1999 | 5 | 50 | 9 | 255 | 28 | 1,517 | 18 | 743 |
| 2000 | 5 | 27 | 5 | 59 | 18 | 545 | 7 | 229 |
| 2001 | 9 | 83 | 7 | 107 | 34 | 908 | 13 | 320 |
| 2002 | 3 | 10 | 15 | 263 | 76 | 1,454 | 38 | 690 |
| 2003 | 7 | 17 | 5 | 50 | 45 | 427 | 29 | 376 |
| 2004 | 5 | 7 | 9 | 88 | 79 | 433 | 62 | 574 |
| 2005 | 7 | 16 | 2 | 5 | 85 | 724 | 78 | 1,383 |
| 2006 | 15 | 30 | 0 | 0 | 54 | 355 | 35 | 623 |

Table 12. Summary of sampling effort generating length-frequency distributions used in the assessment model for the non-trawl and at-sea whiting fleets.

| Year | Southern California | | Northern California | | Washington and Oregon | | At-sea whiting | |
|------|---------------------|--------|---------------------|--------|-----------------------|--------|----------------|--------|
| | N trips | N fish | N trips | N fish | N trips | N fish | N hauls | N fish |
| 1968 | 0 | 0 | 0 | 0 | 0 | 0 | 0 | 0 |
| 1969 | 0 | 0 | 0 | 0 | 0 | 0 | 0 | 0 |
| 1970 | 0 | 0 | 0 | 0 | 0 | 0 | 0 | 0 |
| 1971 | 0 | 0 | 0 | 0 | 0 | 0 | 0 | 0 |
| 1972 | 0 | 0 | 0 | 0 | 0 | 0 | 0 | 0 |
| 1973 | 0 | 0 | 0 | 0 | 0 | 0 | 0 | 0 |
| 1974 | 0 | 0 | 0 | 0 | 0 | 0 | 0 | 0 |
| 1975 | 0 | 0 | 0 | 0 | 0 | 0 | 0 | 0 |
| 1976 | 0 | 0 | 0 | 0 | 0 | 0 | 0 | 0 |
| 1977 | 0 | 0 | 0 | 0 | 0 | 0 | 0 | 0 |
| 1978 | 1 | 1 | 0 | 0 | 0 | 0 | 0 | 0 |
| 1979 | 1 | 10 | 0 | 0 | 0 | 0 | 0 | 0 |
| 1980 | 4 | 30 | 0 | 0 | 1 | 22 | 0 | 0 |
| 1981 | 0 | 0 | 1 | 5 | 0 | 0 | 0 | 0 |
| 1982 | 0 | 0 | 4 | 38 | 0 | 0 | 0 | 0 |
| 1983 | 0 | 0 | 2 | 6 | 0 | 0 | 0 | 0 |
| 1984 | 0 | 0 | 1 | 1 | 0 | 0 | 0 | 0 |
| 1985 | 4 | 32 | 0 | 0 | 0 | 0 | 0 | 0 |
| 1986 | 29 | 100 | 0 | 0 | 0 | 0 | 0 | 0 |
| 1987 | 14 | 120 | 0 | 0 | 0 | 0 | 0 | 0 |
| 1988 | 13 | 94 | 0 | 0 | 3 | 287 | 0 | 0 |
| 1989 | 27 | 330 | 0 | 0 | 0 | 0 | 0 | 0 |
| 1990 | 19 | 84 | 0 | 0 | 1 | 100 | 0 | 0 |
| 1991 | 9 | 65 | 6 | 142 | 0 | 0 | 0 | 0 |
| 1992 | 100 | 1,086 | 48 | 755 | 0 | 0 | 0 | 0 |
| 1993 | 99 | 345 | 55 | 1,070 | 0 | 0 | 0 | 0 |
| 1994 | 93 | 647 | 55 | 1,410 | 0 | 0 | 0 | 0 |
| 1995 | 54 | 310 | 29 | 1,013 | 0 | 0 | 0 | 0 |
| 1996 | 68 | 458 | 38 | 932 | 1 | 37 | 0 | 0 |
| 1997 | 57 | 482 | 23 | 625 | 11 | 538 | 0 | 0 |
| 1998 | 31 | 122 | 14 | 265 | 8 | 335 | 0 | 0 |
| 1999 | 17 | 109 | 50 | 679 | 5 | 168 | 0 | 0 |
| 2000 | 0 | 0 | 16 | 148 | 24 | 176 | 0 | 0 |
| 2001 | 5 | 25 | 24 | 218 | 29 | 191 | 0 | 0 |
| 2002 | 0 | 0 | 3 | 22 | 6 | 54 | 0 | 0 |
| 2003 | 2 | 2 | 9 | 33 | 5 | 27 | 85 | 165 |
| 2004 | 17 | 93 | 51 | 167 | 10 | 57 | 103 | 221 |
| 2005 | 6 | 11 | 29 | 126 | 8 | 19 | 180 | 320 |
| 2006 | 12 | 81 | 17 | 123 | 2 | 37 | 165 | 247 |

Table 13. Summary of sampling effort generating length-frequency distributions used in the assessment model for the recreational fleets.

| Year | Southern California | | Northern California | | Washington and Oregon | |
|------|---------------------|--------|---------------------|--------|-----------------------|--------|
| | N trips | N fish | N trips | N fish | N trips | N fish |
| 1968 | 0 | 0 | 0 | 0 | 0 | 0 |
| 1969 | 0 | 0 | 0 | 0 | 0 | 0 |
| 1970 | 0 | 0 | 0 | 0 | 0 | 0 |
| 1971 | 0 | 0 | 0 | 0 | 0 | 0 |
| 1972 | 0 | 0 | 0 | 0 | 0 | 0 |
| 1973 | 0 | 0 | 0 | 0 | 0 | 0 |
| 1974 | 0 | 0 | 0 | 0 | 0 | 0 |
| 1975 | 0 | 0 | 0 | 0 | 0 | 0 |
| 1976 | 0 | 0 | 0 | 0 | 0 | 0 |
| 1977 | 0 | 0 | 0 | 0 | 0 | 0 |
| 1978 | 0 | 0 | 0 | 0 | 0 | 0 |
| 1979 | 0 | 0 | 0 | 0 | 0 | 0 |
| 1980 | 129 | 546 | 61 | 334 | 85 | 263 |
| 1981 | 70 | 229 | 45 | 224 | 35 | 110 |
| 1982 | 88 | 264 | 66 | 383 | 78 | 224 |
| 1983 | 88 | 246 | 50 | 197 | 27 | 50 |
| 1984 | 105 | 311 | 72 | 242 | 89 | 338 |
| 1985 | 179 | 687 | 104 | 432 | 110 | 352 |
| 1986 | 156 | 716 | 107 | 671 | 51 | 158 |
| 1987 | 47 | 149 | 57 | 469 | 73 | 248 |
| 1988 | 70 | 183 | 61 | 212 | 107 | 379 |
| 1989 | 120 | 494 | 19 | 82 | 42 | 161 |
| 1990 | 0 | 0 | 0 | 0 | 0 | 0 |
| 1991 | 0 | 0 | 0 | 0 | 0 | 0 |
| 1992 | 0 | 0 | 0 | 0 | 0 | 0 |
| 1993 | 97 | 211 | 84 | 337 | 118 | 530 |
| 1994 | 44 | 75 | 78 | 391 | 116 | 604 |
| 1995 | 70 | 253 | 51 | 231 | 100 | 596 |
| 1996 | 126 | 637 | 84 | 458 | 77 | 336 |
| 1997 | 148 | 1177 | 53 | 585 | 110 | 433 |
| 1998 | 128 | 592 | 27 | 144 | 172 | 738 |
| 1999 | 141 | 637 | 62 | 346 | 160 | 765 |
| 2000 | 58 | 298 | 30 | 90 | 101 | 375 |
| 2001 | 52 | 155 | 13 | 21 | 67 | 182 |
| 2002 | 37 | 100 | 11 | 17 | 64 | 154 |
| 2003 | 8 | 8 | 25 | 38 | 16 | 36 |
| 2004 | 93 | 148 | 28 | 54 | 19 | 24 |
| 2005 | 18 | 27 | 17 | 27 | 0 | 0 |
| 2006 | 19 | 38 | 9 | 14 | 8 | 16 |

Table 14. Summary of sampling effort generating age-frequency distributions used in the assessment model for the trawl fleets.

| Year | Southern California | | Northern California | | Oregon | | Washington | |
|------|---------------------|--------|---------------------|--------|---------|--------|------------|--------|
| | N trips | N fish | N trips | N fish | N trips | N fish | N trips | N fish |
| 1968 | 0 | 0 | 0 | 0 | 0 | 0 | 0 | 0 |
| 1969 | 0 | 0 | 0 | 0 | 0 | 0 | 0 | 0 |
| 1970 | 0 | 0 | 0 | 0 | 0 | 0 | 0 | 0 |
| 1971 | 0 | 0 | 0 | 0 | 0 | 0 | 0 | 0 |
| 1972 | 0 | 0 | 0 | 0 | 0 | 0 | 0 | 0 |
| 1973 | 0 | 0 | 0 | 0 | 0 | 0 | 0 | 0 |
| 1974 | 0 | 0 | 0 | 0 | 0 | 0 | 0 | 0 |
| 1975 | 0 | 0 | 0 | 0 | 0 | 0 | 0 | 0 |
| 1976 | 0 | 0 | 0 | 0 | 0 | 0 | 0 | 0 |
| 1977 | 0 | 0 | 0 | 0 | 0 | 0 | 0 | 0 |
| 1978 | 0 | 0 | 0 | 0 | 0 | 0 | 0 | 0 |
| 1979 | 0 | 0 | 0 | 0 | 0 | 0 | 0 | 0 |
| 1980 | 0 | 0 | 0 | 0 | 8 | 394 | 11 | 620 |
| 1981 | 4 | 6 | 43 | 155 | 2 | 60 | 20 | 1,031 |
| 1982 | 0 | 0 | 51 | 210 | 0 | 0 | 3 | 298 |
| 1983 | 3 | 4 | 113 | 392 | 29 | 2,724 | 10 | 997 |
| 1984 | 10 | 63 | 68 | 300 | 19 | 1,856 | 8 | 646 |
| 1985 | 14 | 36 | 62 | 365 | 24 | 1,204 | 12 | 1,197 |
| 1986 | 0 | 0 | 0 | 0 | 16 | 807 | 17 | 1,308 |
| 1987 | 0 | 0 | 1 | 1 | 29 | 1,448 | 17 | 897 |
| 1988 | 0 | 0 | 0 | 0 | 8 | 397 | 24 | 948 |
| 1989 | 0 | 0 | 0 | 0 | 22 | 1,044 | 29 | 887 |
| 1990 | 0 | 0 | 0 | 0 | 20 | 998 | 26 | 850 |
| 1991 | 0 | 0 | 0 | 0 | 22 | 850 | 21 | 997 |
| 1992 | 0 | 0 | 0 | 0 | 32 | 1,280 | 24 | 999 |
| 1993 | 0 | 0 | 0 | 0 | 22 | 1,110 | 22 | 848 |
| 1994 | 0 | 0 | 0 | 0 | 4 | 200 | 15 | 749 |
| 1995 | 0 | 0 | 0 | 0 | 14 | 794 | 22 | 1,100 |
| 1996 | 0 | 0 | 0 | 0 | 18 | 1,093 | 16 | 749 |
| 1997 | 0 | 0 | 0 | 0 | 28 | 1,537 | 17 | 843 |
| 1998 | 0 | 0 | 0 | 0 | 28 | 1,554 | 24 | 829 |
| 1999 | 0 | 0 | 0 | 0 | 28 | 1,516 | 17 | 737 |
| 2000 | 0 | 0 | 0 | 0 | 17 | 506 | 9 | 227 |
| 2001 | 0 | 0 | 1 | 28 | 24 | 734 | 15 | 306 |
| 2002 | 1 | 6 | 5 | 69 | 52 | 1,009 | 45 | 595 |
| 2003 | 1 | 2 | 3 | 41 | 37 | 249 | 32 | 271 |
| 2004 | 1 | 1 | 4 | 43 | 68 | 383 | 69 | 541 |
| 2005 | 3 | 4 | 2 | 5 | 73 | 582 | 78 | 1,035 |
| 2006 | 0 | 0 | 0 | 0 | 0 | 0 | 23 | 345 |

Table 15. Summary of sampling effort generating age-frequency distributions used in the assessment model for the non-trawl and at-sea whiting fleets.

| Year | Southern California | | Northern California | | Washington and Oregon | | At-sea whiting | |
|------|---------------------|--------|---------------------|--------|-----------------------|--------|----------------|--------|
| | N trips | N fish | N trips | N fish | N trips | N fish | N hauls | N fish |
| 1968 | 0 | 0 | 0 | 0 | 0 | 0 | 0 | 0 |
| 1969 | 0 | 0 | 0 | 0 | 0 | 0 | 0 | 0 |
| 1970 | 0 | 0 | 0 | 0 | 0 | 0 | 0 | 0 |
| 1971 | 0 | 0 | 0 | 0 | 0 | 0 | 0 | 0 |
| 1972 | 0 | 0 | 0 | 0 | 0 | 0 | 0 | 0 |
| 1973 | 0 | 0 | 0 | 0 | 0 | 0 | 0 | 0 |
| 1974 | 0 | 0 | 0 | 0 | 0 | 0 | 0 | 0 |
| 1975 | 0 | 0 | 0 | 0 | 0 | 0 | 0 | 0 |
| 1976 | 0 | 0 | 0 | 0 | 0 | 0 | 0 | 0 |
| 1977 | 0 | 0 | 0 | 0 | 0 | 0 | 0 | 0 |
| 1978 | 0 | 0 | 0 | 0 | 0 | 0 | 0 | 0 |
| 1979 | 0 | 0 | 0 | 0 | 0 | 0 | 0 | 0 |
| 1980 | 0 | 0 | 0 | 0 | 0 | 0 | 0 | 0 |
| 1981 | 0 | 0 | 0 | 0 | 0 | 0 | 0 | 0 |
| 1982 | 0 | 0 | 0 | 0 | 0 | 0 | 0 | 0 |
| 1983 | 0 | 0 | 0 | 0 | 0 | 0 | 0 | 0 |
| 1984 | 0 | 0 | 0 | 0 | 0 | 0 | 0 | 0 |
| 1985 | 0 | 0 | 0 | 0 | 0 | 0 | 0 | 0 |
| 1986 | 0 | 0 | 0 | 0 | 0 | 0 | 0 | 0 |
| 1987 | 0 | 0 | 0 | 0 | 0 | 0 | 0 | 0 |
| 1988 | 0 | 0 | 0 | 0 | 0 | 0 | 0 | 0 |
| 1989 | 0 | 0 | 0 | 0 | 0 | 0 | 0 | 0 |
| 1990 | 0 | 0 | 0 | 0 | 0 | 0 | 0 | 0 |
| 1991 | 0 | 0 | 0 | 0 | 0 | 0 | 0 | 0 |
| 1992 | 0 | 0 | 0 | 0 | 0 | 0 | 0 | 0 |
| 1993 | 0 | 0 | 0 | 0 | 0 | 0 | 0 | 0 |
| 1994 | 0 | 0 | 0 | 0 | 0 | 0 | 0 | 0 |
| 1995 | 0 | 0 | 0 | 0 | 0 | 0 | 0 | 0 |
| 1996 | 0 | 0 | 0 | 0 | 0 | 0 | 0 | 0 |
| 1997 | 0 | 0 | 0 | 0 | 1 | 17 | 0 | 0 |
| 1998 | 0 | 0 | 0 | 0 | 4 | 87 | 0 | 0 |
| 1999 | 0 | 0 | 0 | 0 | 0 | 0 | 0 | 0 |
| 2000 | 0 | 0 | 0 | 0 | 0 | 0 | 0 | 0 |
| 2001 | 0 | 0 | 0 | 0 | 5 | 39 | 0 | 0 |
| 2002 | 0 | 0 | 0 | 0 | 1 | 8 | 0 | 0 |
| 2003 | 0 | 0 | 0 | 0 | 3 | 14 | 82 | 143 |
| 2004 | 0 | 0 | 0 | 0 | 7 | 33 | 102 | 175 |
| 2005 | 0 | 0 | 0 | 0 | 6 | 17 | 173 | 265 |
| 2006 | 0 | 0 | 0 | 0 | 0 | 0 | 0 | 0 |

Table 16. Input and effective sample sizes used for tuning the composition data in the base model.

| Type of data | Fleet | Input adjustment | Average input after adjustment | Average effective N | Harmonic mean effective N |
|--------------|------------------------------|------------------|--------------------------------|---------------------|---------------------------|
| Length | S. Cal. trawl | 0.91 | 13.90 | 13.93 | 5.54 |
| | N. Cal. trawl | 1 | 63.46 | 65.61 | 40.42 |
| | OR trawl | 1 | 135.36 | 212.04 | 110.16 |
| | WA trawl | 1 | 98.31 | 229.02 | 110.04 |
| | S. Cal. non-trawl | 0.84 | 48.28 | 48.12 | 8.67 |
| | N. Cal. non-trawl | 1 | 77.42 | 119.72 | 10.52 |
| | OR-WA non-trawl | 1 | 25.71 | 54.67 | 20.18 |
| | S. Cal. rec | 0.92 | 123.43 | 123.87 | 34.77 |
| | N. Cal. rec | 0.92 | 78.27 | 79.21 | 41.21 |
| | OR-WA rec | 0.9 | 109.60 | 109.74 | 42.80 |
| | At-sea hake fishery | 1 | 149.93 | 159.76 | 76.81 |
| | NWFSC trawl survey | 1 | 83.57 | 139.98 | 124.81 |
| | Triennial survey (1980-1992) | 1 | 167.15 | 250.18 | 156.87 |
| | Triennial survey (1995-2004) | 1 | 97.34 | 121.11 | 67.54 |
| Age | S. Cal. trawl | 1 | 6.73 | 7.73 | 3.91 |
| | N. Cal. Trawl | 0.98 | 51.23 | 51.57 | 7.53 |
| | OR trawl | 1 | 133.81 | 232.65 | 153.81 |
| | WA trawl – WDFW error | 1 | 57.24 | 75.88 | 13.24 |
| | WA trawl – CAP error | 1 | 68.49 | 118.71 | 87.84 |
| | OR-WA non-trawl | 1 | 8.10 | 21.64 | 15.58 |
| | At-sea hake fishery | 0.36 | 52.49 | 53.78 | 29.18 |
| | NWFSC trawl survey | 1 | 4.52 | 5.14 | 1.95 |
| | Triennial survey (1980-1992) | 1 | 6.08 | 8.06 | 2.39 |
| | Triennial survey (1995-2004) | 1 | 5.98 | 5.51 | 2.45 |

Table 17. Adjusted mean input standard errors and root-mean-squared error (RMSE) of fits to index data used to tune the base model. ~95% confidence interval intersection is reported as number of predictions inside the interval/number of data points.

| Fleet | Additional variance added | Mean input standard error after adjustment | RMSE | ~95% CI intersection |
|------------------------------|---------------------------|--|------|----------------------|
| NWFSC trawl survey | 0.00 | 0.52 | 0.44 | 4/4 |
| Triennial survey (1980-1992) | 0.04 | 0.43 | 0.45 | 5/5 |
| Triennial survey (1995-2004) | 0.00 | 0.43 | 0.05 | 4/4 |
| Pre-recruit index | 0.11 | 0.42 | 0.50 | 6/6 |

Table 18. Description of model parameters in the base case assessment model.

| Parameter | Number estimated | Bounds (low, high) | Prior (Mean, SD) |
|--|------------------|--------------------|------------------|
| Natural mortality (M , male and female to age 6) | - | NA | Fixed at 0.06 |
| Natural mortality (M , female age 14+, as exp. offset) | 1 | (-3,3) | Uniform |
| <u>Stock and recruitment</u> | | | |
| $\text{Ln}(R_0)$ | 1 | (5,11) | Uniform |
| Steepness (h) | - | NA | Fixed at 0.511 |
| σ_r | - | NA | Fixed at 0.50 |
| $\text{Ln}(\text{Recruitment deviations}): 1960-2007$ | 48 | (-10, 10) | Uniform |
| <u>Catchability</u> | | | |
| $\text{Ln}(Q)$ – NWFSC survey | - | Analytic solution | |
| $\text{Ln}(Q)$ – Triennial survey (1980-1992) | - | Analytic solution | |
| $\text{Ln}(Q)$ – Triennial survey (1995-2004) | - | Analytic solution | |
| $\text{Ln}(Q)$ – Pre-recruit survey | - | Analytic solution | |
| <u>Selectivity (double normal)</u> | | | |
| <i>Fisheries:</i> | | | |
| Length at peak selectivity | 25 | (20,60) | Uniform |
| Width of top (as logistic) | - | NA | Fixed at -4.0 |
| Ascending width (as exp[width]) | 24 | (-1,10) | Uniform |
| Descending width (as exp[width]) | 7 | NA | Fixed at 1.0 |
| Initial selectivity (as logistic) | - | NA | Fixed at -9.0 |
| Final selectivity (as logistic) | 23 | (-5,5) | Uniform |
| <i>Surveys:</i> | | | |
| Length at peak selectivity | 2 | (15,66) | Uniform |
| Width of top (as logistic) | 2 | (-4,4) | Uniform |
| Ascending width (as exp[width]) | 2 | (-1,10) | Uniform |
| Descending width (as exp[width]) | - | NA | Fixed at 1.0 |
| Initial selectivity (as logistic) | 1 | (-5,5) | Fixed at -9.0 |
| Final selectivity (as logistic) | 2 | (-5,5) | Uniform |
| <u>Individual growth</u> | | | |
| <i>Females:</i> | | | |
| Length at age 1 | 1 | (2,10) | Uniform |
| Length at age 20 | 1 | (45,75) | Uniform |
| von Bertalanffy K | 1 | (0.01,0.25) | Uniform |
| CV of length at age 1 | 1 | (0.01,0.25) | Uniform |
| CV of length at age 20 offset to age 1 | 1 | (-3,3) | Uniform |
| <i>Males:</i> | | | |
| Length at age 1 offset to females | - | NA | Fixed at 0.0 |
| Length at age 20 offset to females | 1 | (-3,3) | Uniform |
| von Bertalanffy K offset to females | 1 | (-3,3) | Uniform |
| CV of length at age 1 offset to females | 1 | (-3,3) | Uniform |
| CV of length at age 20 offset to females | 1 | (-3,3) | Uniform |
| Total: 99 + 48 recruitment deviations = 147 estimated parameters | | | |

Table 19. Time blocks used in the 2005 assessment to allow for changes in fishery selectivity.

| Fleet | Block 1 | Block 2 |
|----------------------|-----------|-----------|
| S. California trawl | 1997-2004 | NA |
| N. California trawl | 1980-1997 | 1998-2004 |
| Oregon trawl | 1980-1993 | 1994-2004 |
| Washington trawl | 1980-1992 | 1993-2004 |
| S. Cal. non-trawl | 1980-1991 | 1992-2004 |
| N. Cal. non-trawl | 1991-1997 | 1998-2004 |
| OR-WA non-trawl | 1990-2004 | NA |
| S. Cal. Recreational | 1996-2002 | 2003-2004 |
| N. Cal. Recreational | 1989-1995 | 1996-2004 |
| OR-WA Recreational | 1991-2004 | NA |

Table 20. Relative change in total negative log likelihood caused by adding time blocks for ascending width, peak and final selectivity parameters (3 additional for each block) by commercial fishing fleet. Improvements (negative values) >10 units indicate reasonably justified complexity that was included in the approach to selectivity retained in the base case model. Blocks were generally explored in a forward direction starting with the 1995+ break point.

| Time period | 1995+ | 2000+ | 2002+ | 2005+ |
|---|-------------------------------------|--|------------|--|
| Regulatory change potentially causing difference in selectivity | Canary specific trip limits imposed | Canary first managed as overfished; small footrope trawl gear required | RCA closed | Selective flatfish trawl required shoreward of the RCA |
| S. California trawl | -2 | -6 | -8 | -6 |
| N. California trawl | -5 | -4 | -3 | 0 |
| Oregon trawl | -24 | -90 | -1 | -10 |
| Washington trawl | -1 | -18 | -1 | -2 |
| S. California non-trawl | -2 | -50 | -1 | -1 |
| N. California non-trawl | -44 | -25 | -37 | -3 |
| OR-WA non-trawl | -8 | -11 | -17 | -1 |
| S. Cal. Recreational | NA | -16 | -12 | -1 |
| N. Cal. Recreational | NA | -10 | -6 | -4 |
| OR-WA Recreational | NA | -15 | -7 | -3 |

Table 21. Relative change in total negative log likelihood caused by adding offsets (difference at peak and final selectivity for females compared to males, 2 parameters) for female length-based selectivity by fleet. Only those fleets with sex-specific length or age data are included. This exploration was conducted after accounting for reasonably justified time blocks in selectivity.

| Fleet | Change in negative log likelihood |
|---------------------------|-----------------------------------|
| Southern California trawl | -1 |
| N. Cal. Trawl | -1 |
| OR trawl | -4 |
| WA trawl | 0 |
| OR-WA non-trawl | -1 |
| At-sea whiting fishery | -1 |
| NWFSC survey | 0 |
| Triennial survey | 0 |

Table 22. Relative change in total negative log likelihood caused by allowing selectivity to be a function of age instead of length by fleet and then further allowing female selectivity to be offset to male selectivity. This exploration was conducted after accounting for reasonably justified time blocks in selectivity.

| Fleet | Change in negative log likelihood | |
|---------------------------|-----------------------------------|---------------------------------------|
| | Age-based selectivity | And offset female to male selectivity |
| Southern California trawl | -1 | NA |
| N. Cal. trawl | -4 | NA |
| OR trawl | -27 | 0 |
| WA trawl | -7 | 0 |
| OR-WA non-trawl | +4 | NA |
| At-sea whiting fishery | +2 | NA |
| NWFSC survey | +16 | NA |
| Triennial survey | +13 | NA |

Table 23. Comparison of summary 2005 and 2007 base case model results.

| Model | 2005 | 2007 |
|---|----------------|-----------|
| Description | Base case | Base case |
| <u>Convergence</u> | | |
| Maximum gradient component | 0.000688 | 0.000085 |
| Likelihood penalties | 0.0 | 0.0 |
| <u>Negative log-likelihoods</u> | | |
| Total | 2,792.3 | 4,393.4 |
| Indices | -0.2 | -8.1 |
| Length-frequency data | 1,845.0 | 2,103.7 |
| Age-frequency data | 634.9 | 2,316.0 |
| Recruitment | -37.0 | -17.4 |
| Priors | 9.2 | 0.0 |
| Forecast recruitment | -6.4 | -0.7 |
| <u>Select parameters</u> | | |
| <i>Stock-recruit, productivity</i> | | |
| R_0 | 4,728 | 4,210 |
| Steepness (h) | 0.329 | 0.511 |
| Female M age 14+ | 0.093 | 0.097 |
| <i>Survey catchability and selectivity</i> | | |
| NWFSC survey catchability (Q) | NA | 0.114 |
| NWFSC survey peak selectivity | NA | 66.000 |
| NWFSC survey width of selectivity top | NA | -3.863 |
| NWFSC survey ascending width | NA | 7.175 |
| NWFSC survey final selectivity | NA | -1.660 |
| NWFSC survey final selectivity | NA | 4.459 |
| 1980-1992 Triennial survey catchability (Q) | 0.696 | 0.114 |
| 1995-2004 Triennial survey catchability (Q) | 0.696 | 0.054 |
| Triennial survey peak selectivity | 52.6 Not est. | 66.000 |
| Triennial survey width of selectivity top | NA | -3.465 |
| Triennial survey ascending width | NA | 7.272 |
| Triennial survey final selectivity | NA | 4.453 |
| <i>Individual growth</i> | | |
| Female and male length at age 1 | 6.254 | 4.113 |
| Female mean length at age 20 | 58.077 | 59.096 |
| Female von Bertalanffy K | 0.140 | 0.141 |
| Female CV of length-at-age at age 1 | 0.15 Not est. | 0.145 |
| Female CV of length-at-age at age 20 | 0.056 Not est. | 0.039 |
| Male mean length at age 20 | 51.668 | 52.029 |
| Male von Bertalanffy K | 0.175 | 0.181 |
| Male CV of length-at-age at age 1 | 0.15 Not est. | 0.152 |
| Male CV of length-at-age at age 20 | 0.047 Not est. | 0.041 |
| <u>Management quantities</u> | | |
| SB_0 | 34,798 | 32,561 |
| 2007 Spawning biomass | NA | 10,544 |
| 2005 Depletion | 5.7% | 29.9% |
| 2007 Depletion | NA | 32.4% |
| 2006 SPR | NA | 96.5% |
| 2006 Exp. rate: yield/age 5+ Biomass | NA | 0.002 |

Table 24. Canary rockfish growth parameters.

| Parameter | Value | SD |
|------------------------|--------|----------|
| <i>Females:</i> | | |
| Length at age 1 | 4.113 | 0.555 |
| Length at age 20 | 59.096 | 0.313 |
| von Bertalanffy K | 0.141 | 0.003 |
| CV of length at age 1 | 0.145 | 0.011 |
| CV of length at age 20 | 0.039 | NA |
| <i>Males:</i> | | |
| Length at age 1 | 4.113 | Not est. |
| Length at age 20 | 52.030 | NA |
| von Bertalanffy K | 0.181 | NA |
| CV of length at age 1 | 0.152 | NA |
| CV of length at age 20 | 0.041 | NA |

Table 25. Canary rockfish catchability and productivity parameters.

| Parameter | Value | SD |
|---|-------|----------|
| <i>Catchability:</i> | | |
| NWFSC survey catchability (Q) | 0.114 | NA |
| 1980-1992 triennial survey catchability (Q) | 0.114 | NA |
| 1995-2004 triennial survey catchability (Q) | 0.054 | NA |
| <i>Productivity:</i> | | |
| R_0 | 4,210 | 127 |
| Steepness (h) | 0.511 | Not est. |
| Female natural mortality (M) age 14+ | 0.097 | NA |

Table 26. Time-series of population estimates from the base case model.

| Year | Total biomass (mt) | Spawning biomass (mt) | Depletion | Age-0 recruits (1000s) | Total catch (mt) | SPR | Relative exploitation rate |
|------|--------------------------|-----------------------------|-----------|------------------------------|------------------------|-------|----------------------------------|
| 1916 | 87,633 | 32,561 | 100.0% | 4,210 | 474 | 92.0% | 0.006 |
| 1917 | 87,172 | 32,378 | 99.4% | 4,204 | 749 | 87.8% | 0.009 |
| 1918 | 86,457 | 32,092 | 98.6% | 4,195 | 794 | 87.0% | 0.009 |
| 1919 | 85,722 | 31,796 | 97.7% | 4,186 | 520 | 91.1% | 0.006 |
| 1920 | 85,285 | 31,617 | 97.1% | 4,180 | 543 | 90.7% | 0.006 |
| 1921 | 84,846 | 31,438 | 96.6% | 4,174 | 459 | 92.0% | 0.006 |
| 1922 | 84,512 | 31,302 | 96.1% | 4,170 | 415 | 92.7% | 0.005 |
| 1923 | 84,237 | 31,194 | 95.8% | 4,166 | 491 | 91.4% | 0.006 |
| 1924 | 83,903 | 31,065 | 95.4% | 4,162 | 457 | 92.0% | 0.006 |
| 1925 | 83,618 | 30,958 | 95.1% | 4,158 | 529 | 90.8% | 0.006 |
| 1926 | 83,276 | 30,830 | 94.7% | 4,154 | 726 | 87.6% | 0.009 |
| 1927 | 82,755 | 30,633 | 94.1% | 4,147 | 616 | 89.3% | 0.008 |
| 1928 | 82,362 | 30,486 | 93.6% | 4,142 | 627 | 89.0% | 0.008 |
| 1929 | 81,975 | 30,341 | 93.2% | 4,137 | 596 | 89.5% | 0.007 |
| 1930 | 81,635 | 30,214 | 92.8% | 4,133 | 709 | 87.6% | 0.009 |
| 1931 | 81,199 | 30,050 | 92.3% | 4,127 | 711 | 87.5% | 0.009 |
| 1932 | 80,779 | 29,893 | 91.8% | 4,122 | 547 | 90.2% | 0.007 |
| 1933 | 80,537 | 29,808 | 91.5% | 4,119 | 467 | 91.5% | 0.006 |
| 1934 | 80,386 | 29,759 | 91.4% | 4,117 | 450 | 91.8% | 0.006 |
| 1935 | 80,261 | 29,722 | 91.3% | 4,116 | 473 | 91.3% | 0.006 |
| 1936 | 80,118 | 29,679 | 91.1% | 4,114 | 460 | 91.6% | 0.006 |
| 1937 | 79,995 | 29,644 | 91.0% | 4,113 | 433 | 92.0% | 0.006 |
| 1938 | 79,904 | 29,621 | 91.0% | 4,112 | 370 | 93.1% | 0.005 |
| 1939 | 79,879 | 29,624 | 91.0% | 4,112 | 337 | 93.7% | 0.004 |
| 1940 | 79,887 | 29,641 | 91.0% | 4,113 | 422 | 92.2% | 0.005 |
| 1941 | 79,814 | 29,622 | 91.0% | 4,112 | 476 | 91.3% | 0.006 |
| 1942 | 79,693 | 29,578 | 90.8% | 4,111 | 413 | 92.5% | 0.005 |
| 1943 | 79,642 | 29,558 | 90.8% | 4,110 | 1,244 | 80.3% | 0.016 |
| 1944 | 78,797 | 29,193 | 89.7% | 4,097 | 1,964 | 71.1% | 0.025 |
| 1945 | 77,297 | 28,539 | 87.6% | 4,072 | 4,141 | 52.6% | 0.055 |
| 1946 | 73,756 | 27,052 | 83.1% | 4,014 | 2,755 | 61.6% | 0.038 |
| 1947 | 71,703 | 26,192 | 80.4% | 3,978 | 1,816 | 70.5% | 0.026 |
| 1948 | 70,653 | 25,760 | 79.1% | 3,960 | 1,541 | 73.9% | 0.022 |
| 1949 | 69,926 | 25,480 | 78.3% | 3,947 | 1,583 | 73.2% | 0.023 |
| 1950 | 69,199 | 25,211 | 77.4% | 3,935 | 1,959 | 67.1% | 0.029 |
| 1951 | 68,132 | 24,824 | 76.2% | 3,918 | 1,936 | 66.7% | 0.029 |
| 1952 | 67,111 | 24,472 | 75.2% | 3,901 | 1,902 | 66.7% | 0.029 |
| 1953 | 66,146 | 24,141 | 74.1% | 3,886 | 1,753 | 67.9% | 0.027 |
| 1954 | 65,345 | 23,875 | 73.3% | 3,873 | 1,949 | 65.2% | 0.031 |
| 1955 | 64,368 | 23,529 | 72.3% | 3,856 | 1,961 | 64.7% | 0.031 |
| 1956 | 63,402 | 23,179 | 71.2% | 3,838 | 1,998 | 63.7% | 0.032 |

Table 26. continued. Time-series of population estimates from the base case model.

| Year | Total biomass (mt) | Spawning biomass (mt) | Depletion | Age-0 recruits (1000s) | Total catch (mt) | SPR | Relative exploitation rate |
|------|--------------------------|-----------------------------|-----------|------------------------------|------------------------|-------|----------------------------------|
| 1957 | 62,420 | 22,828 | 70.1% | 3,820 | 2,576 | 56.9% | 0.042 |
| 1958 | 60,907 | 22,229 | 68.3% | 3,789 | 2,619 | 55.5% | 0.044 |
| 1959 | 59,394 | 21,640 | 66.5% | 3,756 | 2,452 | 56.8% | 0.042 |
| 1960 | 58,088 | 21,129 | 64.9% | 3,527 | 2,479 | 55.7% | 0.044 |
| 1961 | 56,802 | 20,619 | 63.3% | 3,496 | 2,160 | 58.9% | 0.039 |
| 1962 | 55,856 | 20,259 | 62.2% | 2,997 | 2,207 | 58.0% | 0.041 |
| 1963 | 54,876 | 19,899 | 61.1% | 2,571 | 2,071 | 58.9% | 0.039 |
| 1964 | 54,032 | 19,624 | 60.3% | 2,418 | 1,485 | 66.8% | 0.028 |
| 1965 | 53,743 | 19,587 | 60.2% | 2,597 | 1,756 | 62.9% | 0.033 |
| 1966 | 53,129 | 19,450 | 59.7% | 3,288 | 3,616 | 44.3% | 0.069 |
| 1967 | 50,664 | 18,492 | 56.8% | 4,359 | 1,954 | 58.6% | 0.039 |
| 1968 | 49,702 | 18,255 | 56.1% | 3,387 | 2,327 | 53.7% | 0.048 |
| 1969 | 48,286 | 17,840 | 54.8% | 2,510 | 1,559 | 63.3% | 0.033 |
| 1970 | 47,681 | 17,679 | 54.3% | 2,497 | 1,524 | 63.1% | 0.033 |
| 1971 | 47,193 | 17,472 | 53.7% | 3,123 | 1,521 | 63.3% | 0.033 |
| 1972 | 46,744 | 17,221 | 52.9% | 3,817 | 1,604 | 60.9% | 0.035 |
| 1973 | 46,171 | 16,920 | 52.0% | 3,490 | 2,482 | 48.9% | 0.055 |
| 1974 | 44,704 | 16,285 | 50.0% | 2,745 | 1,863 | 55.7% | 0.043 |
| 1975 | 43,963 | 15,979 | 49.1% | 4,364 | 1,862 | 55.2% | 0.044 |
| 1976 | 43,200 | 15,697 | 48.2% | 2,198 | 1,460 | 60.6% | 0.035 |
| 1977 | 42,916 | 15,588 | 47.9% | 3,346 | 2,060 | 52.5% | 0.049 |
| 1978 | 42,161 | 15,232 | 46.8% | 3,986 | 3,074 | 41.0% | 0.075 |
| 1979 | 40,366 | 14,472 | 44.4% | 1,581 | 3,461 | 36.8% | 0.089 |
| 1980 | 38,287 | 13,622 | 41.8% | 2,070 | 4,125 | 28.6% | 0.111 |
| 1981 | 35,724 | 12,576 | 38.6% | 3,591 | 3,532 | 31.6% | 0.102 |
| 1982 | 33,693 | 11,787 | 36.2% | 1,941 | 5,544 | 20.3% | 0.170 |
| 1983 | 29,669 | 10,206 | 31.3% | 1,429 | 4,918 | 21.5% | 0.170 |
| 1984 | 26,489 | 8,895 | 27.3% | 4,572 | 2,383 | 33.1% | 0.093 |
| 1985 | 25,655 | 8,676 | 26.6% | 1,367 | 2,726 | 27.7% | 0.111 |
| 1986 | 24,437 | 8,334 | 25.6% | 2,321 | 2,303 | 30.7% | 0.097 |
| 1987 | 23,679 | 8,114 | 24.9% | 2,631 | 3,183 | 22.9% | 0.140 |
| 1988 | 22,079 | 7,485 | 23.0% | 3,287 | 3,074 | 22.2% | 0.148 |
| 1989 | 20,572 | 6,867 | 21.1% | 3,478 | 3,333 | 19.4% | 0.169 |
| 1990 | 18,821 | 6,127 | 18.8% | 3,267 | 2,791 | 20.7% | 0.157 |
| 1991 | 17,686 | 5,616 | 17.2% | 3,429 | 3,203 | 17.0% | 0.194 |
| 1992 | 16,258 | 4,939 | 15.2% | 2,676 | 2,866 | 17.0% | 0.191 |
| 1993 | 15,300 | 4,426 | 13.6% | 2,232 | 2,235 | 19.7% | 0.159 |
| 1994 | 15,147 | 4,202 | 12.9% | 2,982 | 1,210 | 31.9% | 0.087 |
| 1995 | 16,043 | 4,463 | 13.7% | 2,116 | 1,189 | 34.7% | 0.080 |
| 1996 | 16,955 | 4,841 | 14.9% | 1,877 | 1,546 | 29.6% | 0.097 |
| 1997 | 17,486 | 5,144 | 15.8% | 1,305 | 1,479 | 31.6% | 0.089 |

Table 26. continued. Time-series of population estimates from the base case model.

| Year | Total biomass (mt) | Spawning biomass (mt) | Depletion | Age-0 recruits (1000s) | Total catch (mt) | SPR | Relative exploitation rate |
|------|--------------------------|-----------------------------|-----------|------------------------------|------------------------|-------|----------------------------------|
| 1998 | 18,019 | 5,499 | 16.9% | 1,391 | 1,494 | 33.2% | 0.087 |
| 1999 | 18,475 | 5,826 | 17.9% | 2,449 | 898 | 48.9% | 0.051 |
| 2000 | 19,292 | 6,364 | 19.5% | 1,099 | 208 | 84.0% | 0.011 |
| 2001 | 20,642 | 7,149 | 22.0% | 2,061 | 134 | 89.7% | 0.007 |
| 2002 | 21,911 | 7,910 | 24.3% | 1,432 | 107 | 92.2% | 0.005 |
| 2003 | 23,036 | 8,603 | 26.4% | 955 | 51 | 95.4% | 0.002 |
| 2004 | 24,110 | 9,226 | 28.3% | 1,565 | 47 | 96.3% | 0.002 |
| 2005 | 25,039 | 9,749 | 29.9% | 1,182 | 51 | 96.3% | 0.002 |
| 2006 | 25,803 | 10,183 | 31.3% | 1,144 | 47 | 96.5% | 0.002 |
| 2007 | 26,499 | 10,544 | 32.4% | 2,807 | NA | NA | NA |

Table 27. Asymptotic standard deviation estimates for spawning biomass and recruitment.

| Year | SD Spawning biomass (mt) | SD Age-0 recruits (1000s) | Year | SD Spawning biomass (mt) | SD Age-0 recruits (1000s) | Year | SD Spawning biomass (mt) | SD Age-0 recruits (1000s) |
|------|-----------------------------------|------------------------------------|------|-----------------------------------|------------------------------------|------|-----------------------------------|------------------------------------|
| 1916 | 1,003 | 127 | 1955 | 851 | 132 | 1994 | 359 | 539 |
| 1917 | 1,001 | 127 | 1956 | 846 | 132 | 1995 | 416 | 452 |
| 1918 | 996 | 127 | 1957 | 841 | 132 | 1996 | 489 | 424 |
| 1919 | 992 | 126 | 1958 | 839 | 133 | 1997 | 575 | 350 |
| 1920 | 988 | 126 | 1959 | 835 | 134 | 1998 | 674 | 355 |
| 1921 | 985 | 126 | 1960 | 833 | 1,689 | 1999 | 781 | 522 |
| 1922 | 982 | 126 | 1961 | 833 | 1,712 | 2000 | 891 | 304 |
| 1923 | 979 | 126 | 1962 | 833 | 1,423 | 2001 | 1,000 | 433 |
| 1924 | 976 | 126 | 1963 | 833 | 1,163 | 2002 | 1,102 | 333 |
| 1925 | 973 | 126 | 1964 | 831 | 1,069 | 2003 | 1,193 | 271 |
| 1926 | 970 | 126 | 1965 | 826 | 1,169 | 2004 | 1,270 | 485 |
| 1927 | 966 | 126 | 1966 | 813 | 1,595 | 2005 | 1,331 | 385 |
| 1928 | 962 | 126 | 1967 | 802 | 2,021 | 2006 | 1,378 | 436 |
| 1929 | 958 | 126 | 1968 | 765 | 1,593 | 2007 | 1,412 | 1,425 |
| 1930 | 955 | 127 | 1969 | 725 | 1,072 | | | |
| 1931 | 951 | 127 | 1970 | 687 | 1,026 | | | |
| 1932 | 948 | 127 | 1971 | 650 | 1,267 | | | |
| 1933 | 945 | 127 | 1972 | 615 | 1,410 | | | |
| 1934 | 943 | 127 | 1973 | 580 | 1,221 | | | |
| 1935 | 941 | 127 | 1974 | 547 | 956 | | | |
| 1936 | 939 | 127 | 1975 | 507 | 750 | | | |
| 1937 | 937 | 127 | 1976 | 470 | 546 | | | |
| 1938 | 935 | 127 | 1977 | 436 | 459 | | | |
| 1939 | 934 | 127 | 1978 | 411 | 418 | | | |
| 1940 | 933 | 127 | 1979 | 393 | 327 | | | |
| 1941 | 932 | 127 | 1980 | 351 | 328 | | | |
| 1942 | 930 | 127 | 1981 | 315 | 360 | | | |
| 1943 | 929 | 127 | 1982 | 287 | 311 | | | |
| 1944 | 924 | 128 | 1983 | 257 | 306 | | | |
| 1945 | 918 | 128 | 1984 | 236 | 478 | | | |
| 1946 | 907 | 129 | 1985 | 225 | 381 | | | |
| 1947 | 900 | 130 | 1986 | 218 | 486 | | | |
| 1948 | 894 | 130 | 1987 | 215 | 573 | | | |
| 1949 | 888 | 130 | 1988 | 215 | 573 | | | |
| 1950 | 882 | 131 | 1989 | 220 | 568 | | | |
| 1951 | 876 | 131 | 1990 | 232 | 550 | | | |
| 1952 | 869 | 131 | 1991 | 251 | 579 | | | |
| 1953 | 862 | 131 | 1992 | 278 | 513 | | | |
| 1954 | 856 | 131 | 1993 | 313 | 449 | | | |

Table 28. Female numbers at age (1000s) predicted by the base case model 1916-2007.

| Age (yr) | 1916 | 1917 | 1918 | 1919 | 1920 | 1921 | 1922 | 1923 | 1924 | 1925 | 1926 | 1927 | 1928 | 1929 | 1930 | 1931 | 1932 | 1933 | 1934 | 1935 | 1936 | 1937 |
|-------------|-------|-------|-------|-------|-------|-------|-------|-------|-------|-------|-------|-------|-------|-------|-------|-------|-------|-------|-------|-------|-------|-------|
| 0 | 2,105 | 2,102 | 2,098 | 2,093 | 2,090 | 2,087 | 2,085 | 2,083 | 2,081 | 2,079 | 2,077 | 2,074 | 2,071 | 2,069 | 2,066 | 2,064 | 2,061 | 2,059 | 2,059 | 2,058 | 2,057 | 2,056 |
| 1 | 1,982 | 1,982 | 1,980 | 1,975 | 1,971 | 1,968 | 1,966 | 1,963 | 1,962 | 1,960 | 1,958 | 1,956 | 1,953 | 1,951 | 1,948 | 1,946 | 1,943 | 1,941 | 1,939 | 1,939 | 1,938 | 1,937 |
| 2 | 1,867 | 1,867 | 1,867 | 1,864 | 1,860 | 1,856 | 1,854 | 1,851 | 1,849 | 1,847 | 1,846 | 1,844 | 1,842 | 1,839 | 1,837 | 1,835 | 1,833 | 1,830 | 1,828 | 1,827 | 1,826 | 1,825 |
| 3 | 1,758 | 1,758 | 1,758 | 1,758 | 1,756 | 1,752 | 1,748 | 1,746 | 1,743 | 1,741 | 1,740 | 1,738 | 1,737 | 1,735 | 1,732 | 1,730 | 1,728 | 1,726 | 1,724 | 1,721 | 1,720 | 1,719 |
| 4 | 1,656 | 1,656 | 1,656 | 1,656 | 1,656 | 1,653 | 1,650 | 1,646 | 1,644 | 1,642 | 1,640 | 1,639 | 1,637 | 1,635 | 1,634 | 1,631 | 1,629 | 1,627 | 1,626 | 1,623 | 1,621 | 1,620 |
| 5 | 1,559 | 1,559 | 1,559 | 1,559 | 1,559 | 1,559 | 1,557 | 1,554 | 1,550 | 1,548 | 1,546 | 1,544 | 1,543 | 1,541 | 1,540 | 1,538 | 1,536 | 1,534 | 1,532 | 1,531 | 1,528 | 1,526 |
| 6 | 1,469 | 1,468 | 1,467 | 1,467 | 1,467 | 1,467 | 1,467 | 1,465 | 1,462 | 1,459 | 1,457 | 1,454 | 1,453 | 1,452 | 1,450 | 1,449 | 1,447 | 1,445 | 1,444 | 1,442 | 1,441 | 1,439 |
| 7 | 1,383 | 1,381 | 1,379 | 1,378 | 1,379 | 1,379 | 1,379 | 1,380 | 1,378 | 1,375 | 1,371 | 1,368 | 1,367 | 1,365 | 1,364 | 1,362 | 1,361 | 1,360 | 1,359 | 1,357 | 1,356 | 1,354 |
| 8 | 1,296 | 1,292 | 1,288 | 1,285 | 1,287 | 1,288 | 1,289 | 1,289 | 1,289 | 1,287 | 1,284 | 1,279 | 1,277 | 1,275 | 1,274 | 1,272 | 1,270 | 1,271 | 1,271 | 1,269 | 1,268 | 1,267 |
| 9 | 1,210 | 1,204 | 1,197 | 1,192 | 1,193 | 1,194 | 1,196 | 1,197 | 1,197 | 1,197 | 1,195 | 1,189 | 1,186 | 1,184 | 1,183 | 1,180 | 1,178 | 1,179 | 1,180 | 1,180 | 1,179 | 1,178 |
| 10 | 1,124 | 1,117 | 1,109 | 1,102 | 1,101 | 1,101 | 1,103 | 1,105 | 1,106 | 1,106 | 1,105 | 1,100 | 1,096 | 1,093 | 1,092 | 1,089 | 1,087 | 1,087 | 1,088 | 1,090 | 1,090 | 1,089 |
| 11 | 1,039 | 1,033 | 1,023 | 1,015 | 1,012 | 1,010 | 1,012 | 1,014 | 1,015 | 1,016 | 1,015 | 1,012 | 1,009 | 1,005 | 1,003 | 1,000 | 997 | 997 | 999 | 1,000 | 1,001 | 1,001 |
| 12 | 956 | 950 | 941 | 932 | 928 | 924 | 924 | 926 | 927 | 929 | 928 | 925 | 923 | 920 | 918 | 914 | 911 | 911 | 912 | 913 | 914 | 915 |
| 13 | 876 | 871 | 862 | 854 | 848 | 844 | 842 | 842 | 843 | 845 | 845 | 842 | 841 | 839 | 836 | 832 | 829 | 828 | 829 | 830 | 831 | 832 |
| 14 | 799 | 794 | 786 | 778 | 773 | 768 | 765 | 763 | 763 | 764 | 765 | 763 | 762 | 760 | 759 | 755 | 752 | 750 | 751 | 751 | 752 | 753 |
| 15 | 725 | 721 | 714 | 707 | 702 | 697 | 693 | 691 | 689 | 688 | 689 | 688 | 687 | 686 | 685 | 682 | 679 | 677 | 677 | 677 | 678 | 678 |
| 16 | 658 | 654 | 648 | 642 | 637 | 633 | 629 | 626 | 623 | 621 | 621 | 619 | 619 | 618 | 618 | 615 | 613 | 612 | 611 | 611 | 611 | 611 |
| 17 | 597 | 594 | 588 | 582 | 579 | 574 | 571 | 568 | 564 | 562 | 560 | 558 | 558 | 557 | 557 | 555 | 553 | 553 | 552 | 551 | 551 | 551 |
| 18 | 542 | 539 | 534 | 529 | 525 | 522 | 518 | 515 | 512 | 509 | 507 | 504 | 502 | 502 | 502 | 501 | 499 | 499 | 499 | 498 | 497 | 497 |
| 19 | 492 | 489 | 485 | 480 | 477 | 473 | 471 | 468 | 465 | 462 | 459 | 456 | 454 | 452 | 452 | 451 | 450 | 450 | 450 | 450 | 449 | 448 |
| 20 | 446 | 444 | 440 | 436 | 433 | 430 | 427 | 425 | 422 | 420 | 417 | 413 | 410 | 408 | 407 | 407 | 406 | 406 | 406 | 406 | 406 | 405 |
| 21 | 405 | 403 | 399 | 395 | 393 | 390 | 388 | 386 | 383 | 381 | 378 | 375 | 372 | 369 | 368 | 366 | 366 | 366 | 366 | 366 | 366 | 366 |
| 22 | 368 | 366 | 362 | 359 | 357 | 354 | 352 | 350 | 348 | 346 | 343 | 340 | 337 | 335 | 333 | 331 | 329 | 329 | 330 | 330 | 330 | 330 |
| 23 | 334 | 332 | 329 | 326 | 324 | 321 | 320 | 318 | 316 | 314 | 312 | 309 | 306 | 304 | 301 | 299 | 297 | 297 | 297 | 298 | 298 | 298 |
| 24 | 303 | 301 | 299 | 296 | 294 | 292 | 290 | 289 | 287 | 285 | 283 | 280 | 278 | 276 | 274 | 271 | 269 | 268 | 268 | 268 | 268 | 269 |
| 25 | 275 | 273 | 271 | 268 | 267 | 265 | 263 | 262 | 260 | 259 | 257 | 255 | 253 | 250 | 248 | 246 | 244 | 242 | 242 | 242 | 242 | 242 |
| 26 | 250 | 248 | 246 | 244 | 242 | 240 | 239 | 238 | 236 | 235 | 233 | 231 | 229 | 227 | 226 | 223 | 221 | 220 | 219 | 218 | 218 | 218 |
| 27 | 227 | 225 | 223 | 221 | 220 | 218 | 217 | 216 | 214 | 213 | 212 | 210 | 208 | 206 | 205 | 203 | 201 | 199 | 198 | 197 | 197 | 197 |
| 28 | 206 | 204 | 203 | 201 | 199 | 198 | 197 | 196 | 195 | 194 | 192 | 190 | 189 | 187 | 186 | 184 | 182 | 181 | 180 | 179 | 178 | 177 |
| 29 | 187 | 186 | 184 | 182 | 181 | 180 | 179 | 178 | 177 | 176 | 174 | 173 | 171 | 170 | 169 | 167 | 166 | 164 | 163 | 162 | 161 | 160 |
| 30 | 169 | 168 | 167 | 165 | 164 | 163 | 162 | 161 | 160 | 159 | 158 | 157 | 156 | 154 | 153 | 152 | 150 | 149 | 148 | 147 | 146 | 145 |
| 31 | 154 | 153 | 152 | 150 | 149 | 148 | 147 | 146 | 146 | 145 | 144 | 142 | 141 | 140 | 139 | 138 | 136 | 135 | 135 | 134 | 133 | 132 |
| 32 | 140 | 139 | 138 | 136 | 135 | 134 | 134 | 133 | 132 | 131 | 130 | 129 | 128 | 127 | 126 | 125 | 124 | 123 | 122 | 121 | 121 | 120 |
| 33 | 127 | 126 | 125 | 124 | 123 | 122 | 121 | 121 | 120 | 119 | 118 | 117 | 116 | 115 | 115 | 113 | 112 | 112 | 111 | 110 | 110 | 109 |
| 34 | 115 | 114 | 113 | 112 | 111 | 111 | 110 | 110 | 109 | 108 | 107 | 106 | 106 | 105 | 104 | 103 | 102 | 101 | 101 | 100 | 99 | 99 |
| 35 | 104 | 104 | 103 | 102 | 101 | 100 | 100 | 99 | 99 | 98 | 98 | 97 | 96 | 95 | 94 | 93 | 93 | 92 | 91 | 91 | 90 | 90 |
| 36 | 95 | 94 | 93 | 92 | 92 | 91 | 91 | 90 | 90 | 89 | 89 | 88 | 87 | 86 | 86 | 85 | 84 | 83 | 83 | 82 | 82 | 81 |
| 37 | 86 | 85 | 85 | 84 | 83 | 83 | 82 | 82 | 81 | 81 | 80 | 80 | 79 | 78 | 78 | 77 | 76 | 76 | 75 | 75 | 74 | 74 |
| 38 | 78 | 78 | 77 | 76 | 76 | 75 | 75 | 74 | 74 | 73 | 73 | 72 | 72 | 71 | 71 | 70 | 69 | 69 | 68 | 68 | 67 | 67 |
| 39 | 71 | 70 | 70 | 69 | 69 | 68 | 68 | 67 | 67 | 67 | 66 | 66 | 65 | 65 | 64 | 63 | 63 | 62 | 62 | 62 | 61 | 61 |
| 40 | 696 | 692 | 686 | 679 | 675 | 670 | 666 | 663 | 659 | 655 | 651 | 645 | 640 | 634 | 629 | 624 | 618 | 613 | 610 | 606 | 602 | 598 |

Table 28. continued.

| Age (yr) | 1938 | 1939 | 1940 | 1941 | 1942 | 1943 | 1944 | 1945 | 1946 | 1947 | 1948 | 1949 | 1950 | 1951 | 1952 | 1953 | 1954 | 1955 | 1956 | 1957 | 1958 | 1959 |
|-------------|-------|-------|-------|-------|-------|-------|-------|-------|-------|-------|-------|-------|-------|-------|-------|-------|-------|-------|-------|-------|-------|-------|
| 0 | 2,056 | 2,056 | 2,056 | 2,056 | 2,055 | 2,055 | 2,048 | 2,036 | 2,007 | 1,989 | 1,980 | 1,974 | 1,968 | 1,959 | 1,951 | 1,943 | 1,936 | 1,928 | 1,919 | 1,910 | 1,894 | 1,878 |
| 1 | 1,937 | 1,936 | 1,936 | 1,937 | 1,936 | 1,936 | 1,935 | 1,929 | 1,918 | 1,890 | 1,873 | 1,865 | 1,859 | 1,853 | 1,845 | 1,837 | 1,830 | 1,824 | 1,816 | 1,807 | 1,799 | 1,784 |
| 2 | 1,824 | 1,824 | 1,824 | 1,824 | 1,824 | 1,824 | 1,823 | 1,823 | 1,817 | 1,806 | 1,780 | 1,764 | 1,756 | 1,750 | 1,745 | 1,737 | 1,730 | 1,723 | 1,717 | 1,710 | 1,702 | 1,694 |
| 3 | 1,719 | 1,718 | 1,718 | 1,717 | 1,717 | 1,718 | 1,717 | 1,717 | 1,716 | 1,711 | 1,701 | 1,676 | 1,661 | 1,654 | 1,649 | 1,643 | 1,636 | 1,629 | 1,623 | 1,617 | 1,610 | 1,603 |
| 4 | 1,619 | 1,619 | 1,618 | 1,618 | 1,617 | 1,617 | 1,618 | 1,617 | 1,617 | 1,616 | 1,611 | 1,602 | 1,579 | 1,564 | 1,556 | 1,551 | 1,547 | 1,540 | 1,533 | 1,527 | 1,522 | 1,515 |
| 5 | 1,525 | 1,525 | 1,524 | 1,524 | 1,523 | 1,523 | 1,523 | 1,523 | 1,522 | 1,521 | 1,521 | 1,517 | 1,508 | 1,481 | 1,466 | 1,459 | 1,455 | 1,450 | 1,443 | 1,437 | 1,431 | 1,426 |
| 6 | 1,437 | 1,436 | 1,435 | 1,435 | 1,434 | 1,434 | 1,433 | 1,432 | 1,430 | 1,430 | 1,430 | 1,431 | 1,427 | 1,410 | 1,384 | 1,371 | 1,364 | 1,359 | 1,355 | 1,348 | 1,342 | 1,335 |
| 7 | 1,353 | 1,351 | 1,351 | 1,350 | 1,349 | 1,350 | 1,348 | 1,345 | 1,339 | 1,339 | 1,341 | 1,342 | 1,343 | 1,331 | 1,314 | 1,290 | 1,276 | 1,269 | 1,265 | 1,259 | 1,252 | 1,244 |
| 8 | 1,266 | 1,265 | 1,264 | 1,263 | 1,262 | 1,263 | 1,260 | 1,254 | 1,242 | 1,240 | 1,244 | 1,248 | 1,250 | 1,243 | 1,229 | 1,214 | 1,190 | 1,177 | 1,170 | 1,164 | 1,156 | 1,146 |
| 9 | 1,177 | 1,177 | 1,176 | 1,174 | 1,173 | 1,175 | 1,171 | 1,162 | 1,142 | 1,137 | 1,141 | 1,148 | 1,152 | 1,147 | 1,138 | 1,125 | 1,110 | 1,087 | 1,074 | 1,065 | 1,055 | 1,045 |
| 10 | 1,088 | 1,088 | 1,088 | 1,087 | 1,085 | 1,086 | 1,081 | 1,071 | 1,044 | 1,034 | 1,037 | 1,044 | 1,050 | 1,048 | 1,041 | 1,033 | 1,021 | 1,005 | 983 | 969 | 955 | 943 |
| 11 | 1,001 | 1,001 | 1,001 | 1,001 | 999 | 999 | 993 | 981 | 949 | 936 | 936 | 941 | 947 | 947 | 944 | 937 | 930 | 917 | 902 | 880 | 861 | 847 |
| 12 | 916 | 916 | 917 | 916 | 916 | 915 | 907 | 894 | 859 | 843 | 840 | 843 | 847 | 848 | 847 | 844 | 839 | 830 | 818 | 802 | 777 | 758 |
| 13 | 834 | 835 | 835 | 835 | 834 | 834 | 826 | 811 | 775 | 757 | 752 | 752 | 754 | 753 | 753 | 753 | 751 | 744 | 736 | 724 | 703 | 679 |
| 14 | 754 | 756 | 758 | 757 | 757 | 756 | 748 | 733 | 697 | 678 | 671 | 669 | 668 | 666 | 665 | 666 | 667 | 663 | 656 | 648 | 630 | 611 |
| 15 | 680 | 681 | 683 | 684 | 683 | 683 | 674 | 660 | 625 | 605 | 597 | 594 | 591 | 587 | 585 | 585 | 587 | 585 | 581 | 575 | 561 | 545 |
| 16 | 612 | 614 | 616 | 617 | 616 | 616 | 608 | 595 | 561 | 542 | 533 | 528 | 524 | 519 | 515 | 514 | 515 | 515 | 513 | 509 | 497 | 485 |
| 17 | 552 | 553 | 555 | 555 | 556 | 556 | 549 | 536 | 505 | 487 | 477 | 471 | 466 | 460 | 455 | 453 | 453 | 452 | 451 | 449 | 440 | 429 |
| 18 | 497 | 498 | 499 | 500 | 501 | 501 | 495 | 483 | 454 | 437 | 428 | 422 | 416 | 409 | 404 | 400 | 399 | 397 | 396 | 395 | 388 | 380 |
| 19 | 448 | 449 | 450 | 451 | 451 | 452 | 446 | 435 | 409 | 393 | 384 | 378 | 372 | 365 | 359 | 354 | 352 | 349 | 348 | 347 | 341 | 335 |
| 20 | 405 | 405 | 406 | 406 | 406 | 407 | 402 | 392 | 368 | 354 | 346 | 340 | 334 | 326 | 320 | 315 | 312 | 309 | 306 | 305 | 299 | 294 |
| 21 | 366 | 365 | 366 | 366 | 366 | 366 | 362 | 353 | 332 | 319 | 311 | 305 | 300 | 293 | 287 | 281 | 277 | 274 | 270 | 268 | 263 | 258 |
| 22 | 330 | 330 | 330 | 330 | 330 | 330 | 326 | 318 | 299 | 287 | 280 | 275 | 269 | 263 | 257 | 252 | 247 | 243 | 240 | 237 | 231 | 227 |
| 23 | 298 | 298 | 298 | 298 | 297 | 297 | 293 | 286 | 269 | 258 | 252 | 248 | 243 | 236 | 231 | 226 | 222 | 217 | 213 | 210 | 204 | 200 |
| 24 | 269 | 269 | 269 | 269 | 269 | 268 | 264 | 257 | 242 | 233 | 227 | 223 | 219 | 213 | 208 | 203 | 199 | 194 | 190 | 187 | 181 | 176 |
| 25 | 242 | 243 | 243 | 243 | 243 | 242 | 238 | 232 | 218 | 209 | 204 | 201 | 197 | 192 | 187 | 182 | 178 | 174 | 170 | 166 | 161 | 156 |
| 26 | 218 | 219 | 219 | 219 | 219 | 219 | 215 | 209 | 196 | 189 | 184 | 181 | 177 | 173 | 168 | 164 | 161 | 156 | 153 | 149 | 144 | 139 |
| 27 | 197 | 197 | 198 | 198 | 198 | 198 | 194 | 189 | 177 | 170 | 166 | 163 | 159 | 155 | 152 | 148 | 145 | 141 | 137 | 134 | 129 | 124 |
| 28 | 177 | 178 | 178 | 178 | 178 | 178 | 176 | 171 | 160 | 153 | 149 | 146 | 144 | 140 | 137 | 133 | 130 | 127 | 123 | 120 | 115 | 111 |
| 29 | 160 | 160 | 161 | 161 | 161 | 161 | 158 | 154 | 144 | 138 | 135 | 132 | 129 | 126 | 123 | 120 | 117 | 114 | 111 | 108 | 104 | 99 |
| 30 | 145 | 145 | 145 | 145 | 145 | 145 | 143 | 139 | 130 | 125 | 122 | 119 | 117 | 114 | 111 | 108 | 106 | 103 | 100 | 97 | 93 | 89 |
| 31 | 131 | 131 | 131 | 131 | 131 | 131 | 129 | 125 | 118 | 113 | 110 | 107 | 105 | 102 | 100 | 97 | 95 | 93 | 90 | 88 | 84 | 80 |
| 32 | 119 | 119 | 118 | 118 | 118 | 118 | 116 | 113 | 106 | 102 | 99 | 97 | 95 | 92 | 90 | 88 | 86 | 83 | 81 | 79 | 76 | 72 |
| 33 | 108 | 108 | 107 | 107 | 106 | 106 | 105 | 102 | 96 | 92 | 90 | 88 | 86 | 83 | 81 | 79 | 77 | 75 | 73 | 71 | 68 | 65 |
| 34 | 98 | 98 | 97 | 97 | 96 | 96 | 94 | 92 | 86 | 83 | 81 | 79 | 77 | 75 | 73 | 71 | 70 | 68 | 66 | 64 | 61 | 59 |
| 35 | 89 | 89 | 88 | 88 | 87 | 87 | 85 | 83 | 78 | 75 | 73 | 71 | 70 | 68 | 66 | 64 | 63 | 61 | 59 | 58 | 55 | 53 |
| 36 | 81 | 81 | 80 | 80 | 79 | 79 | 77 | 75 | 70 | 67 | 66 | 64 | 63 | 61 | 60 | 58 | 57 | 55 | 53 | 52 | 50 | 48 |
| 37 | 73 | 73 | 73 | 72 | 72 | 71 | 70 | 68 | 63 | 61 | 59 | 58 | 57 | 55 | 54 | 53 | 51 | 50 | 48 | 47 | 45 | 43 |
| 38 | 67 | 66 | 66 | 66 | 65 | 65 | 63 | 61 | 57 | 55 | 53 | 52 | 51 | 50 | 49 | 47 | 46 | 45 | 44 | 42 | 40 | 39 |
| 39 | 61 | 60 | 60 | 60 | 59 | 59 | 58 | 56 | 52 | 50 | 48 | 47 | 46 | 45 | 44 | 43 | 42 | 41 | 39 | 38 | 36 | 35 |
| 40 | 595 | 592 | 589 | 586 | 582 | 578 | 566 | 547 | 510 | 486 | 471 | 459 | 447 | 433 | 420 | 408 | 397 | 385 | 373 | 361 | 344 | 329 |

Table 28. continued.

| Age (yr) | 1960 | 1961 | 1962 | 1963 | 1964 | 1965 | 1966 | 1967 | 1968 | 1969 | 1970 | 1971 | 1972 | 1973 | 1974 | 1975 | 1976 | 1977 | 1978 | 1979 | 1980 | 1981 |
|-------------|-------|-------|-------|-------|-------|-------|-------|-------|-------|-------|-------|-------|-------|-------|-------|-------|-------|-------|-------|-------|-------|-------|
| 0 | 1,764 | 1,748 | 1,499 | 1,285 | 1,209 | 1,299 | 1,644 | 2,180 | 1,693 | 1,255 | 1,249 | 1,561 | 1,909 | 1,745 | 1,372 | 2,182 | 1,099 | 1,673 | 1,993 | 791 | 1,035 | 1,796 |
| 1 | 1,769 | 1,661 | 1,646 | 1,411 | 1,210 | 1,139 | 1,223 | 1,548 | 2,053 | 1,595 | 1,182 | 1,176 | 1,470 | 1,798 | 1,644 | 1,293 | 2,055 | 1,035 | 1,575 | 1,877 | 745 | 975 |
| 2 | 1,680 | 1,666 | 1,564 | 1,550 | 1,329 | 1,140 | 1,072 | 1,152 | 1,458 | 1,933 | 1,502 | 1,113 | 1,107 | 1,385 | 1,693 | 1,548 | 1,217 | 1,935 | 975 | 1,484 | 1,767 | 701 |
| 3 | 1,595 | 1,582 | 1,569 | 1,473 | 1,460 | 1,252 | 1,074 | 1,010 | 1,085 | 1,373 | 1,820 | 1,414 | 1,048 | 1,043 | 1,304 | 1,594 | 1,458 | 1,146 | 1,822 | 918 | 1,397 | 1,664 |
| 4 | 1,508 | 1,501 | 1,488 | 1,476 | 1,386 | 1,373 | 1,177 | 1,010 | 950 | 1,020 | 1,291 | 1,711 | 1,330 | 986 | 980 | 1,226 | 1,498 | 1,370 | 1,077 | 1,713 | 863 | 1,305 |
| 5 | 1,420 | 1,412 | 1,405 | 1,394 | 1,381 | 1,298 | 1,285 | 1,101 | 944 | 888 | 953 | 1,205 | 1,599 | 1,241 | 918 | 913 | 1,141 | 1,394 | 1,275 | 1,003 | 1,595 | 789 |
| 6 | 1,331 | 1,322 | 1,316 | 1,310 | 1,298 | 1,289 | 1,210 | 1,196 | 1,025 | 878 | 826 | 885 | 1,121 | 1,484 | 1,148 | 849 | 844 | 1,054 | 1,289 | 1,178 | 928 | 1,436 |
| 7 | 1,239 | 1,233 | 1,228 | 1,222 | 1,215 | 1,209 | 1,198 | 1,120 | 1,110 | 950 | 816 | 766 | 822 | 1,038 | 1,367 | 1,059 | 783 | 778 | 973 | 1,186 | 1,085 | 832 |
| 8 | 1,141 | 1,136 | 1,134 | 1,130 | 1,123 | 1,122 | 1,114 | 1,098 | 1,032 | 1,020 | 878 | 753 | 707 | 757 | 947 | 1,252 | 970 | 718 | 714 | 885 | 1,078 | 966 |
| 9 | 1,039 | 1,034 | 1,033 | 1,032 | 1,026 | 1,028 | 1,026 | 1,008 | 1,002 | 938 | 936 | 805 | 691 | 647 | 682 | 860 | 1,137 | 883 | 653 | 641 | 791 | 946 |
| 10 | 937 | 931 | 932 | 931 | 929 | 933 | 932 | 914 | 911 | 900 | 853 | 851 | 732 | 626 | 577 | 614 | 774 | 1,028 | 795 | 577 | 560 | 680 |
| 11 | 838 | 832 | 832 | 832 | 831 | 838 | 838 | 817 | 818 | 809 | 812 | 769 | 767 | 659 | 553 | 514 | 547 | 694 | 913 | 690 | 493 | 470 |
| 12 | 747 | 739 | 737 | 736 | 736 | 744 | 746 | 724 | 725 | 719 | 723 | 725 | 688 | 685 | 576 | 489 | 454 | 487 | 609 | 780 | 579 | 405 |
| 13 | 664 | 654 | 650 | 648 | 647 | 655 | 658 | 636 | 637 | 631 | 637 | 641 | 643 | 609 | 594 | 505 | 427 | 401 | 422 | 513 | 645 | 467 |
| 14 | 591 | 577 | 571 | 567 | 566 | 573 | 576 | 555 | 556 | 550 | 555 | 561 | 564 | 565 | 523 | 516 | 439 | 375 | 345 | 353 | 420 | 513 |
| 15 | 529 | 511 | 501 | 495 | 493 | 498 | 500 | 481 | 481 | 477 | 480 | 485 | 490 | 492 | 482 | 452 | 446 | 383 | 321 | 286 | 286 | 331 |
| 16 | 471 | 457 | 443 | 434 | 430 | 433 | 435 | 416 | 416 | 412 | 416 | 420 | 423 | 427 | 419 | 416 | 390 | 389 | 327 | 265 | 231 | 225 |
| 17 | 419 | 407 | 396 | 384 | 377 | 378 | 378 | 360 | 360 | 356 | 359 | 363 | 366 | 368 | 363 | 361 | 359 | 340 | 332 | 270 | 215 | 182 |
| 18 | 371 | 361 | 352 | 342 | 333 | 331 | 329 | 313 | 312 | 308 | 310 | 313 | 316 | 318 | 312 | 313 | 311 | 313 | 291 | 274 | 219 | 169 |
| 19 | 328 | 320 | 313 | 304 | 297 | 292 | 289 | 272 | 270 | 267 | 268 | 271 | 273 | 275 | 269 | 269 | 270 | 272 | 267 | 240 | 222 | 172 |
| 20 | 289 | 283 | 277 | 270 | 264 | 261 | 255 | 238 | 235 | 231 | 232 | 234 | 236 | 237 | 232 | 232 | 232 | 235 | 232 | 220 | 195 | 175 |
| 21 | 254 | 249 | 245 | 239 | 234 | 232 | 227 | 210 | 206 | 201 | 201 | 202 | 204 | 204 | 200 | 200 | 200 | 203 | 201 | 192 | 179 | 154 |
| 22 | 223 | 219 | 216 | 211 | 207 | 206 | 202 | 188 | 182 | 176 | 175 | 175 | 176 | 177 | 173 | 173 | 173 | 175 | 173 | 166 | 156 | 142 |
| 23 | 196 | 192 | 189 | 186 | 183 | 182 | 179 | 167 | 162 | 155 | 153 | 153 | 153 | 153 | 149 | 149 | 149 | 151 | 150 | 143 | 135 | 123 |
| 24 | 172 | 168 | 166 | 164 | 161 | 161 | 159 | 148 | 144 | 139 | 135 | 134 | 133 | 132 | 129 | 129 | 129 | 130 | 129 | 124 | 117 | 107 |
| 25 | 152 | 148 | 146 | 143 | 142 | 142 | 140 | 131 | 128 | 123 | 121 | 118 | 116 | 115 | 112 | 111 | 111 | 112 | 112 | 107 | 101 | 93 |
| 26 | 135 | 131 | 128 | 126 | 124 | 124 | 124 | 116 | 113 | 109 | 107 | 105 | 103 | 101 | 97 | 96 | 96 | 97 | 96 | 92 | 87 | 80 |
| 27 | 120 | 116 | 113 | 111 | 109 | 109 | 109 | 102 | 100 | 97 | 95 | 94 | 92 | 89 | 85 | 84 | 83 | 84 | 83 | 80 | 75 | 69 |
| 28 | 107 | 103 | 100 | 98 | 96 | 96 | 95 | 90 | 88 | 86 | 84 | 83 | 82 | 80 | 75 | 74 | 73 | 73 | 72 | 69 | 65 | 60 |
| 29 | 96 | 92 | 89 | 87 | 85 | 84 | 84 | 79 | 77 | 75 | 75 | 74 | 72 | 71 | 67 | 65 | 63 | 63 | 63 | 60 | 56 | 52 |
| 30 | 86 | 82 | 80 | 77 | 75 | 75 | 74 | 69 | 68 | 66 | 66 | 65 | 64 | 63 | 60 | 58 | 56 | 56 | 54 | 52 | 49 | 45 |
| 31 | 77 | 74 | 71 | 69 | 67 | 66 | 65 | 61 | 60 | 58 | 58 | 57 | 57 | 56 | 53 | 52 | 50 | 49 | 48 | 45 | 42 | 39 |
| 32 | 69 | 66 | 64 | 62 | 60 | 59 | 58 | 54 | 52 | 51 | 51 | 50 | 50 | 49 | 47 | 46 | 45 | 44 | 42 | 40 | 37 | 34 |
| 33 | 62 | 60 | 57 | 55 | 53 | 52 | 51 | 48 | 46 | 45 | 45 | 44 | 44 | 43 | 41 | 41 | 40 | 39 | 38 | 35 | 32 | 29 |
| 34 | 56 | 54 | 52 | 50 | 48 | 47 | 46 | 42 | 41 | 40 | 39 | 39 | 39 | 38 | 37 | 36 | 35 | 35 | 33 | 31 | 29 | 26 |
| 35 | 51 | 48 | 47 | 45 | 43 | 42 | 41 | 38 | 37 | 35 | 35 | 34 | 34 | 33 | 32 | 32 | 31 | 31 | 30 | 28 | 26 | 23 |
| 36 | 46 | 44 | 42 | 40 | 39 | 38 | 37 | 34 | 33 | 31 | 31 | 30 | 30 | 29 | 28 | 28 | 27 | 27 | 26 | 25 | 23 | 20 |
| 37 | 41 | 39 | 38 | 36 | 35 | 34 | 33 | 30 | 29 | 28 | 27 | 27 | 26 | 26 | 25 | 24 | 24 | 24 | 23 | 22 | 20 | 18 |
| 38 | 37 | 35 | 34 | 33 | 31 | 31 | 30 | 27 | 26 | 25 | 24 | 24 | 23 | 23 | 22 | 21 | 21 | 21 | 21 | 19 | 18 | 16 |
| 39 | 33 | 32 | 31 | 29 | 28 | 28 | 27 | 25 | 24 | 22 | 22 | 21 | 21 | 20 | 19 | 19 | 19 | 18 | 18 | 17 | 16 | 14 |
| 40 | 314 | 299 | 286 | 274 | 263 | 256 | 248 | 226 | 217 | 206 | 200 | 193 | 187 | 180 | 169 | 163 | 157 | 154 | 148 | 138 | 127 | 114 |

Table 28. continued.

| Age (yr) | 1982 | 1983 | 1984 | 1985 | 1986 | 1987 | 1988 | 1989 | 1990 | 1991 | 1992 | 1993 | 1994 | 1995 | 1996 | 1997 | 1998 | 1999 | 2000 | 2001 | 2002 | 2003 |
|-------------|-------|-------|-------|-------|-------|-------|-------|-------|-------|-------|-------|-------|-------|-------|-------|-------|-------|-------|-------|-------|-------|------|
| 0 | 970 | 715 | 2,286 | 684 | 1,161 | 1,315 | 1,644 | 1,739 | 1,634 | 1,715 | 1,338 | 1,116 | 1,491 | 1,058 | 939 | 652 | 695 | 1,225 | 550 | 1,030 | 716 | 477 |
| 1 | 1,691 | 914 | 673 | 2,153 | 644 | 1,093 | 1,239 | 1,548 | 1,638 | 1,538 | 1,615 | 1,260 | 1,051 | 1,404 | 997 | 884 | 614 | 655 | 1,153 | 518 | 970 | 674 |
| 2 | 918 | 1,592 | 860 | 634 | 2,027 | 606 | 1,029 | 1,167 | 1,458 | 1,542 | 1,449 | 1,521 | 1,187 | 990 | 1,322 | 939 | 832 | 578 | 617 | 1,086 | 487 | 914 |
| 3 | 660 | 864 | 1,499 | 810 | 597 | 1,908 | 571 | 969 | 1,098 | 1,373 | 1,452 | 1,364 | 1,432 | 1,118 | 932 | 1,245 | 884 | 784 | 545 | 581 | 1,023 | 459 |
| 4 | 1,561 | 618 | 812 | 1,407 | 759 | 558 | 1,785 | 534 | 908 | 1,031 | 1,288 | 1,364 | 1,282 | 1,346 | 1,050 | 876 | 1,170 | 831 | 737 | 512 | 546 | 963 |
| 5 | 1,209 | 1,433 | 576 | 753 | 1,292 | 695 | 510 | 1,635 | 492 | 842 | 953 | 1,194 | 1,266 | 1,194 | 1,250 | 977 | 811 | 1,091 | 775 | 686 | 479 | 513 |
| 6 | 722 | 1,092 | 1,325 | 529 | 680 | 1,165 | 624 | 459 | 1,482 | 450 | 765 | 871 | 1,094 | 1,167 | 1,094 | 1,147 | 891 | 748 | 1,008 | 716 | 640 | 449 |
| 7 | 1,305 | 647 | 1,001 | 1,209 | 474 | 610 | 1,041 | 558 | 411 | 1,335 | 403 | 690 | 790 | 1,001 | 1,059 | 991 | 1,036 | 814 | 688 | 931 | 667 | 599 |
| 8 | 747 | 1,151 | 580 | 902 | 1,070 | 422 | 539 | 919 | 490 | 362 | 1,170 | 354 | 613 | 713 | 894 | 939 | 881 | 931 | 741 | 634 | 864 | 622 |
| 9 | 852 | 641 | 997 | 514 | 785 | 942 | 365 | 465 | 782 | 417 | 305 | 985 | 304 | 543 | 625 | 773 | 818 | 773 | 837 | 682 | 587 | 802 |
| 10 | 816 | 703 | 530 | 863 | 437 | 678 | 791 | 305 | 380 | 640 | 334 | 244 | 809 | 263 | 467 | 527 | 659 | 701 | 686 | 769 | 629 | 542 |
| 11 | 573 | 647 | 555 | 449 | 718 | 369 | 550 | 638 | 239 | 299 | 486 | 252 | 190 | 682 | 222 | 385 | 441 | 553 | 615 | 628 | 706 | 579 |
| 12 | 388 | 437 | 490 | 461 | 366 | 594 | 291 | 430 | 480 | 182 | 216 | 349 | 188 | 157 | 569 | 181 | 318 | 364 | 480 | 561 | 575 | 647 |
| 13 | 329 | 288 | 321 | 400 | 369 | 298 | 457 | 222 | 315 | 357 | 127 | 150 | 252 | 153 | 130 | 458 | 148 | 259 | 314 | 436 | 511 | 524 |
| 14 | 375 | 240 | 207 | 259 | 317 | 297 | 225 | 342 | 159 | 230 | 242 | 85 | 105 | 201 | 125 | 104 | 371 | 119 | 222 | 284 | 396 | 464 |
| 15 | 409 | 269 | 169 | 166 | 204 | 253 | 223 | 167 | 243 | 115 | 154 | 161 | 59 | 83 | 164 | 100 | 84 | 299 | 102 | 200 | 256 | 358 |
| 16 | 263 | 293 | 190 | 136 | 130 | 162 | 189 | 164 | 118 | 175 | 76 | 101 | 111 | 47 | 68 | 131 | 80 | 67 | 254 | 92 | 181 | 232 |
| 17 | 179 | 188 | 206 | 152 | 106 | 104 | 121 | 139 | 116 | 85 | 116 | 50 | 70 | 87 | 38 | 54 | 106 | 65 | 57 | 229 | 83 | 163 |
| 18 | 145 | 128 | 132 | 165 | 119 | 85 | 77 | 89 | 99 | 84 | 57 | 77 | 35 | 55 | 72 | 31 | 44 | 85 | 55 | 52 | 207 | 75 |
| 19 | 134 | 103 | 90 | 106 | 130 | 95 | 64 | 57 | 63 | 71 | 56 | 37 | 53 | 27 | 45 | 57 | 25 | 35 | 73 | 50 | 47 | 187 |
| 20 | 137 | 96 | 73 | 72 | 83 | 104 | 71 | 47 | 41 | 46 | 48 | 37 | 26 | 42 | 22 | 36 | 46 | 20 | 30 | 65 | 45 | 42 |
| 21 | 139 | 98 | 68 | 58 | 57 | 67 | 78 | 53 | 34 | 30 | 31 | 32 | 25 | 20 | 34 | 18 | 29 | 38 | 17 | 27 | 59 | 41 |
| 22 | 122 | 100 | 69 | 54 | 46 | 46 | 50 | 58 | 38 | 25 | 20 | 21 | 22 | 20 | 17 | 28 | 15 | 24 | 32 | 15 | 25 | 53 |
| 23 | 113 | 88 | 70 | 56 | 43 | 37 | 34 | 38 | 42 | 28 | 17 | 13 | 14 | 17 | 17 | 13 | 22 | 12 | 20 | 29 | 14 | 22 |
| 24 | 98 | 81 | 62 | 57 | 44 | 35 | 28 | 26 | 27 | 31 | 19 | 11 | 9 | 11 | 14 | 13 | 11 | 18 | 10 | 18 | 26 | 13 |
| 25 | 85 | 70 | 57 | 50 | 45 | 36 | 26 | 21 | 19 | 20 | 21 | 13 | 8 | 7 | 9 | 12 | 11 | 9 | 16 | 9 | 17 | 24 |
| 26 | 74 | 61 | 50 | 46 | 40 | 36 | 27 | 20 | 15 | 14 | 14 | 14 | 9 | 6 | 6 | 8 | 9 | 9 | 8 | 14 | 8 | 15 |
| 27 | 64 | 53 | 43 | 40 | 37 | 32 | 28 | 20 | 14 | 11 | 9 | 9 | 10 | 7 | 5 | 5 | 6 | 8 | 8 | 7 | 13 | 7 |
| 28 | 55 | 46 | 38 | 35 | 32 | 30 | 24 | 21 | 15 | 11 | 8 | 6 | 6 | 8 | 6 | 4 | 4 | 5 | 7 | 7 | 6 | 11 |
| 29 | 48 | 40 | 33 | 30 | 28 | 26 | 23 | 18 | 15 | 11 | 7 | 5 | 4 | 5 | 6 | 5 | 3 | 4 | 6 | 6 | 6 | 6 |
| 30 | 41 | 34 | 28 | 26 | 24 | 23 | 20 | 17 | 13 | 11 | 7 | 5 | 4 | 3 | 4 | 5 | 4 | 3 | 4 | 5 | 6 | 6 |
| 31 | 36 | 30 | 24 | 23 | 21 | 20 | 17 | 15 | 12 | 10 | 8 | 5 | 3 | 3 | 3 | 3 | 4 | 3 | 2 | 3 | 3 | 5 |
| 32 | 31 | 26 | 21 | 20 | 18 | 17 | 15 | 13 | 11 | 9 | 7 | 5 | 4 | 3 | 2 | 2 | 3 | 3 | 2 | 2 | 3 | 3 |
| 33 | 27 | 22 | 18 | 17 | 16 | 15 | 13 | 11 | 10 | 8 | 6 | 5 | 4 | 3 | 2 | 2 | 2 | 2 | 3 | 2 | 2 | 2 |
| 34 | 24 | 19 | 16 | 15 | 14 | 13 | 11 | 10 | 8 | 7 | 6 | 4 | 3 | 3 | 2 | 2 | 2 | 2 | 2 | 3 | 2 | 2 |
| 35 | 21 | 17 | 14 | 13 | 12 | 11 | 10 | 9 | 7 | 6 | 5 | 4 | 3 | 3 | 2 | 2 | 1 | 1 | 1 | 2 | 2 | 2 |
| 36 | 18 | 15 | 12 | 11 | 10 | 10 | 8 | 7 | 6 | 5 | 4 | 3 | 3 | 2 | 2 | 2 | 2 | 1 | 1 | 1 | 2 | 2 |
| 37 | 16 | 13 | 11 | 10 | 9 | 8 | 7 | 6 | 5 | 5 | 4 | 3 | 2 | 2 | 2 | 2 | 2 | 1 | 1 | 1 | 1 | 1 |
| 38 | 15 | 12 | 9 | 9 | 8 | 7 | 6 | 6 | 5 | 4 | 3 | 3 | 2 | 2 | 2 | 2 | 1 | 1 | 1 | 1 | 1 | 1 |
| 39 | 13 | 10 | 8 | 8 | 7 | 6 | 6 | 5 | 4 | 4 | 3 | 2 | 2 | 2 | 2 | 1 | 1 | 1 | 1 | 1 | 1 | 1 |
| 40 | 103 | 83 | 67 | 61 | 55 | 50 | 43 | 37 | 31 | 26 | 20 | 16 | 12 | 11 | 11 | 10 | 9 | 9 | 8 | 9 | 9 | 9 |

Table 28. continued.

| Age (yr) | 2004 | 2005 | 2006 | 2007 |
|-------------|------|------|------|-------|
| 0 | 783 | 591 | 572 | 1,404 |
| 1 | 450 | 737 | 557 | 539 |
| 2 | 635 | 423 | 694 | 524 |
| 3 | 861 | 598 | 399 | 654 |
| 4 | 432 | 810 | 563 | 375 |
| 5 | 903 | 406 | 762 | 529 |
| 6 | 480 | 848 | 381 | 715 |
| 7 | 420 | 451 | 796 | 358 |
| 8 | 559 | 393 | 421 | 744 |
| 9 | 578 | 520 | 366 | 392 |
| 10 | 743 | 536 | 482 | 339 |
| 11 | 500 | 686 | 495 | 445 |
| 12 | 532 | 460 | 630 | 454 |
| 13 | 592 | 486 | 420 | 576 |
| 14 | 477 | 538 | 443 | 383 |
| 15 | 420 | 432 | 488 | 401 |
| 16 | 324 | 381 | 392 | 442 |
| 17 | 210 | 294 | 345 | 355 |
| 18 | 148 | 190 | 266 | 313 |
| 19 | 68 | 134 | 172 | 241 |
| 20 | 170 | 61 | 121 | 156 |
| 21 | 38 | 154 | 56 | 110 |
| 22 | 37 | 35 | 139 | 50 |
| 23 | 48 | 33 | 31 | 126 |
| 24 | 20 | 44 | 30 | 28 |
| 25 | 11 | 18 | 40 | 27 |
| 26 | 21 | 10 | 17 | 36 |
| 27 | 14 | 19 | 9 | 15 |
| 28 | 7 | 12 | 18 | 8 |
| 29 | 10 | 6 | 11 | 16 |
| 30 | 5 | 9 | 6 | 10 |
| 31 | 5 | 5 | 9 | 5 |
| 32 | 4 | 5 | 4 | 8 |
| 33 | 3 | 4 | 4 | 4 |
| 34 | 2 | 3 | 4 | 4 |
| 35 | 2 | 2 | 2 | 3 |
| 36 | 2 | 1 | 2 | 2 |
| 37 | 2 | 2 | 1 | 1 |
| 38 | 1 | 2 | 1 | 1 |
| 39 | 1 | 1 | 2 | 1 |
| 40 | 9 | 9 | 9 | 9 |

Table 29. Male numbers at age (1000s) predicted by the base case model 1916-2007.

| Age (yr) | 1916 | 1917 | 1918 | 1919 | 1920 | 1921 | 1922 | 1923 | 1924 | 1925 | 1926 | 1927 | 1928 | 1929 | 1930 | 1931 | 1932 | 1933 | 1934 | 1935 | 1936 | 1937 |
|----------|-------|-------|-------|-------|-------|-------|-------|-------|-------|-------|-------|-------|-------|-------|-------|-------|-------|-------|-------|-------|-------|-------|
| 0 | 2,105 | 2,102 | 2,098 | 2,093 | 2,090 | 2,087 | 2,085 | 2,083 | 2,081 | 2,079 | 2,077 | 2,074 | 2,071 | 2,069 | 2,066 | 2,064 | 2,061 | 2,059 | 2,059 | 2,058 | 2,057 | 2,056 |
| 1 | 1,982 | 1,982 | 1,980 | 1,975 | 1,971 | 1,968 | 1,966 | 1,963 | 1,962 | 1,960 | 1,958 | 1,956 | 1,953 | 1,951 | 1,948 | 1,946 | 1,943 | 1,941 | 1,939 | 1,939 | 1,938 | 1,937 |
| 2 | 1,867 | 1,867 | 1,867 | 1,864 | 1,860 | 1,856 | 1,854 | 1,851 | 1,849 | 1,847 | 1,846 | 1,844 | 1,842 | 1,839 | 1,837 | 1,835 | 1,833 | 1,830 | 1,828 | 1,827 | 1,826 | 1,825 |
| 3 | 1,758 | 1,758 | 1,758 | 1,758 | 1,756 | 1,752 | 1,748 | 1,746 | 1,743 | 1,741 | 1,740 | 1,738 | 1,737 | 1,735 | 1,732 | 1,730 | 1,728 | 1,726 | 1,724 | 1,721 | 1,720 | 1,719 |
| 4 | 1,656 | 1,656 | 1,656 | 1,656 | 1,656 | 1,653 | 1,650 | 1,646 | 1,644 | 1,642 | 1,640 | 1,638 | 1,637 | 1,635 | 1,634 | 1,631 | 1,629 | 1,627 | 1,625 | 1,623 | 1,621 | 1,620 |
| 5 | 1,559 | 1,559 | 1,559 | 1,559 | 1,559 | 1,559 | 1,557 | 1,554 | 1,550 | 1,548 | 1,546 | 1,544 | 1,543 | 1,541 | 1,540 | 1,538 | 1,536 | 1,534 | 1,532 | 1,530 | 1,528 | 1,526 |
| 6 | 1,469 | 1,467 | 1,466 | 1,466 | 1,467 | 1,467 | 1,467 | 1,465 | 1,462 | 1,459 | 1,456 | 1,454 | 1,452 | 1,451 | 1,450 | 1,448 | 1,447 | 1,445 | 1,443 | 1,442 | 1,440 | 1,438 |
| 7 | 1,383 | 1,380 | 1,378 | 1,377 | 1,378 | 1,378 | 1,379 | 1,379 | 1,377 | 1,374 | 1,371 | 1,368 | 1,366 | 1,364 | 1,363 | 1,361 | 1,360 | 1,359 | 1,358 | 1,357 | 1,355 | 1,354 |
| 8 | 1,302 | 1,298 | 1,293 | 1,290 | 1,292 | 1,293 | 1,294 | 1,295 | 1,294 | 1,293 | 1,289 | 1,284 | 1,282 | 1,280 | 1,279 | 1,277 | 1,275 | 1,275 | 1,276 | 1,275 | 1,273 | 1,272 |
| 9 | 1,227 | 1,221 | 1,214 | 1,209 | 1,209 | 1,210 | 1,212 | 1,213 | 1,213 | 1,213 | 1,211 | 1,205 | 1,202 | 1,200 | 1,199 | 1,196 | 1,194 | 1,194 | 1,195 | 1,196 | 1,195 | 1,193 |
| 10 | 1,155 | 1,149 | 1,140 | 1,133 | 1,131 | 1,132 | 1,134 | 1,136 | 1,136 | 1,136 | 1,136 | 1,131 | 1,127 | 1,123 | 1,122 | 1,119 | 1,117 | 1,117 | 1,118 | 1,120 | 1,120 | 1,119 |
| 11 | 1,088 | 1,082 | 1,072 | 1,063 | 1,060 | 1,058 | 1,059 | 1,062 | 1,063 | 1,064 | 1,063 | 1,059 | 1,056 | 1,052 | 1,050 | 1,047 | 1,044 | 1,044 | 1,046 | 1,047 | 1,048 | 1,048 |
| 12 | 1,025 | 1,018 | 1,009 | 999 | 995 | 991 | 991 | 992 | 994 | 995 | 995 | 991 | 989 | 986 | 983 | 979 | 976 | 976 | 977 | 979 | 980 | 981 |
| 13 | 965 | 959 | 950 | 940 | 935 | 930 | 928 | 928 | 928 | 930 | 930 | 928 | 926 | 924 | 921 | 917 | 913 | 913 | 913 | 914 | 916 | 917 |
| 14 | 909 | 903 | 895 | 885 | 880 | 874 | 871 | 869 | 868 | 869 | 870 | 868 | 866 | 865 | 863 | 859 | 855 | 853 | 854 | 855 | 856 | 857 |
| 15 | 856 | 851 | 843 | 834 | 828 | 823 | 818 | 815 | 813 | 813 | 813 | 811 | 810 | 809 | 808 | 805 | 801 | 799 | 799 | 799 | 800 | 801 |
| 16 | 806 | 801 | 794 | 785 | 780 | 775 | 770 | 766 | 763 | 761 | 760 | 758 | 758 | 757 | 756 | 753 | 751 | 749 | 748 | 747 | 748 | 748 |
| 17 | 759 | 755 | 747 | 740 | 735 | 729 | 725 | 721 | 717 | 714 | 712 | 709 | 708 | 707 | 707 | 705 | 703 | 702 | 701 | 700 | 699 | 700 |
| 18 | 715 | 711 | 704 | 697 | 692 | 687 | 683 | 679 | 675 | 671 | 668 | 664 | 662 | 661 | 661 | 660 | 658 | 657 | 657 | 656 | 655 | 655 |
| 19 | 673 | 669 | 663 | 656 | 652 | 647 | 643 | 640 | 636 | 632 | 628 | 623 | 620 | 618 | 618 | 617 | 615 | 615 | 615 | 615 | 614 | 613 |
| 20 | 634 | 630 | 624 | 618 | 614 | 610 | 606 | 603 | 599 | 595 | 591 | 586 | 582 | 579 | 578 | 576 | 575 | 575 | 575 | 575 | 575 | 575 |
| 21 | 597 | 594 | 588 | 582 | 578 | 574 | 571 | 568 | 564 | 560 | 557 | 551 | 547 | 544 | 541 | 539 | 538 | 538 | 538 | 539 | 538 | 538 |
| 22 | 562 | 559 | 554 | 548 | 545 | 541 | 538 | 535 | 531 | 528 | 524 | 519 | 515 | 511 | 508 | 505 | 503 | 503 | 503 | 504 | 504 | 504 |
| 23 | 530 | 526 | 522 | 516 | 513 | 509 | 506 | 504 | 500 | 497 | 494 | 489 | 485 | 481 | 478 | 474 | 471 | 470 | 470 | 471 | 471 | 472 |
| 24 | 499 | 496 | 491 | 486 | 483 | 480 | 477 | 474 | 471 | 468 | 465 | 461 | 457 | 453 | 449 | 446 | 442 | 440 | 440 | 440 | 441 | 441 |
| 25 | 470 | 467 | 463 | 458 | 455 | 452 | 449 | 447 | 444 | 441 | 438 | 434 | 430 | 427 | 423 | 419 | 416 | 413 | 412 | 412 | 412 | 413 |
| 26 | 442 | 440 | 436 | 431 | 429 | 426 | 423 | 421 | 418 | 416 | 413 | 409 | 405 | 402 | 399 | 395 | 391 | 389 | 387 | 386 | 385 | 386 |
| 27 | 417 | 414 | 410 | 406 | 404 | 401 | 398 | 396 | 394 | 392 | 389 | 385 | 382 | 379 | 376 | 372 | 368 | 366 | 364 | 362 | 361 | 361 |
| 28 | 392 | 390 | 386 | 383 | 380 | 378 | 375 | 373 | 371 | 369 | 366 | 363 | 360 | 357 | 354 | 350 | 347 | 344 | 342 | 340 | 339 | 338 |
| 29 | 369 | 367 | 364 | 360 | 358 | 356 | 353 | 352 | 349 | 347 | 345 | 342 | 339 | 336 | 333 | 330 | 327 | 324 | 322 | 320 | 319 | 317 |
| 30 | 348 | 346 | 343 | 339 | 337 | 335 | 333 | 331 | 329 | 327 | 325 | 322 | 319 | 317 | 314 | 311 | 308 | 306 | 304 | 302 | 300 | 298 |
| 31 | 328 | 326 | 323 | 320 | 318 | 315 | 314 | 312 | 310 | 308 | 306 | 303 | 301 | 298 | 296 | 293 | 290 | 288 | 286 | 284 | 282 | 281 |
| 32 | 309 | 307 | 304 | 301 | 299 | 297 | 295 | 294 | 292 | 290 | 288 | 285 | 283 | 281 | 279 | 276 | 273 | 271 | 269 | 268 | 266 | 264 |
| 33 | 291 | 289 | 286 | 283 | 282 | 280 | 278 | 277 | 275 | 273 | 271 | 269 | 267 | 264 | 262 | 260 | 257 | 256 | 254 | 252 | 251 | 249 |
| 34 | 274 | 272 | 270 | 267 | 265 | 263 | 262 | 261 | 259 | 257 | 256 | 253 | 251 | 249 | 247 | 245 | 242 | 241 | 239 | 238 | 236 | 235 |
| 35 | 258 | 256 | 254 | 251 | 250 | 248 | 247 | 245 | 244 | 242 | 241 | 238 | 237 | 235 | 233 | 231 | 228 | 227 | 225 | 224 | 222 | 221 |
| 36 | 243 | 241 | 239 | 237 | 235 | 234 | 232 | 231 | 230 | 228 | 227 | 225 | 223 | 221 | 219 | 217 | 215 | 214 | 212 | 211 | 209 | 208 |
| 37 | 229 | 227 | 225 | 223 | 222 | 220 | 219 | 218 | 216 | 215 | 214 | 212 | 210 | 208 | 206 | 205 | 203 | 201 | 200 | 199 | 197 | 196 |
| 38 | 215 | 214 | 212 | 210 | 209 | 207 | 206 | 205 | 204 | 202 | 201 | 199 | 198 | 196 | 194 | 193 | 191 | 189 | 188 | 187 | 186 | 185 |
| 39 | 203 | 202 | 200 | 198 | 196 | 195 | 194 | 193 | 192 | 191 | 189 | 188 | 186 | 185 | 183 | 181 | 180 | 178 | 177 | 176 | 175 | 174 |
| 40 | 3,254 | 3,236 | 3,208 | 3,178 | 3,158 | 3,138 | 3,121 | 3,105 | 3,087 | 3,070 | 3,050 | 3,022 | 2,998 | 2,975 | 2,952 | 2,925 | 2,898 | 2,877 | 2,860 | 2,843 | 2,825 | 2,808 |

Table 29. continued.

| Age (yr) | 1938 | 1939 | 1940 | 1941 | 1942 | 1943 | 1944 | 1945 | 1946 | 1947 | 1948 | 1949 | 1950 | 1951 | 1952 | 1953 | 1954 | 1955 | 1956 | 1957 | 1958 | 1959 |
|-------------|-------|-------|-------|-------|-------|-------|-------|-------|-------|-------|-------|-------|-------|-------|-------|-------|-------|-------|-------|-------|-------|-------|
| 0 | 2,056 | 2,056 | 2,056 | 2,056 | 2,055 | 2,055 | 2,048 | 2,036 | 2,007 | 1,989 | 1,980 | 1,974 | 1,968 | 1,959 | 1,951 | 1,943 | 1,936 | 1,928 | 1,919 | 1,910 | 1,894 | 1,878 |
| 1 | 1,937 | 1,936 | 1,936 | 1,937 | 1,936 | 1,936 | 1,935 | 1,929 | 1,918 | 1,890 | 1,873 | 1,865 | 1,859 | 1,853 | 1,845 | 1,837 | 1,830 | 1,824 | 1,816 | 1,807 | 1,799 | 1,784 |
| 2 | 1,824 | 1,824 | 1,824 | 1,824 | 1,824 | 1,824 | 1,823 | 1,823 | 1,817 | 1,806 | 1,780 | 1,764 | 1,756 | 1,750 | 1,745 | 1,737 | 1,730 | 1,723 | 1,717 | 1,710 | 1,702 | 1,694 |
| 3 | 1,719 | 1,718 | 1,718 | 1,717 | 1,717 | 1,718 | 1,717 | 1,717 | 1,716 | 1,711 | 1,701 | 1,676 | 1,661 | 1,654 | 1,648 | 1,643 | 1,636 | 1,629 | 1,623 | 1,617 | 1,610 | 1,603 |
| 4 | 1,619 | 1,619 | 1,618 | 1,618 | 1,617 | 1,617 | 1,618 | 1,617 | 1,616 | 1,616 | 1,611 | 1,602 | 1,579 | 1,563 | 1,555 | 1,550 | 1,546 | 1,539 | 1,532 | 1,526 | 1,521 | 1,514 |
| 5 | 1,525 | 1,525 | 1,524 | 1,524 | 1,523 | 1,523 | 1,523 | 1,523 | 1,521 | 1,521 | 1,521 | 1,517 | 1,508 | 1,480 | 1,464 | 1,457 | 1,453 | 1,448 | 1,441 | 1,435 | 1,429 | 1,423 |
| 6 | 1,436 | 1,436 | 1,435 | 1,434 | 1,434 | 1,434 | 1,433 | 1,431 | 1,429 | 1,429 | 1,429 | 1,430 | 1,426 | 1,409 | 1,382 | 1,368 | 1,361 | 1,356 | 1,352 | 1,345 | 1,339 | 1,331 |
| 7 | 1,352 | 1,351 | 1,350 | 1,349 | 1,349 | 1,349 | 1,347 | 1,344 | 1,337 | 1,337 | 1,339 | 1,341 | 1,342 | 1,330 | 1,313 | 1,287 | 1,273 | 1,266 | 1,261 | 1,256 | 1,248 | 1,240 |
| 8 | 1,271 | 1,270 | 1,269 | 1,268 | 1,267 | 1,268 | 1,266 | 1,259 | 1,246 | 1,244 | 1,247 | 1,252 | 1,254 | 1,248 | 1,234 | 1,218 | 1,193 | 1,179 | 1,172 | 1,165 | 1,157 | 1,147 |
| 9 | 1,193 | 1,192 | 1,192 | 1,190 | 1,189 | 1,191 | 1,187 | 1,179 | 1,159 | 1,152 | 1,156 | 1,162 | 1,167 | 1,162 | 1,153 | 1,140 | 1,124 | 1,100 | 1,086 | 1,077 | 1,067 | 1,056 |
| 10 | 1,118 | 1,118 | 1,118 | 1,117 | 1,116 | 1,117 | 1,112 | 1,102 | 1,076 | 1,066 | 1,067 | 1,074 | 1,080 | 1,078 | 1,070 | 1,062 | 1,049 | 1,033 | 1,010 | 995 | 981 | 969 |
| 11 | 1,048 | 1,048 | 1,048 | 1,048 | 1,047 | 1,047 | 1,041 | 1,030 | 1,000 | 986 | 984 | 989 | 994 | 994 | 990 | 983 | 975 | 962 | 946 | 922 | 903 | 887 |
| 12 | 981 | 982 | 982 | 982 | 981 | 982 | 975 | 962 | 929 | 912 | 908 | 910 | 913 | 913 | 911 | 908 | 902 | 892 | 879 | 862 | 835 | 814 |
| 13 | 918 | 919 | 920 | 920 | 919 | 920 | 912 | 899 | 863 | 845 | 839 | 838 | 839 | 837 | 836 | 834 | 832 | 824 | 814 | 801 | 779 | 752 |
| 14 | 858 | 860 | 862 | 862 | 861 | 862 | 854 | 840 | 803 | 784 | 776 | 773 | 771 | 768 | 765 | 764 | 764 | 759 | 751 | 741 | 722 | 701 |
| 15 | 802 | 804 | 806 | 807 | 807 | 807 | 799 | 785 | 749 | 728 | 719 | 714 | 710 | 705 | 701 | 699 | 700 | 697 | 692 | 684 | 668 | 649 |
| 16 | 749 | 751 | 754 | 755 | 755 | 756 | 748 | 734 | 698 | 678 | 667 | 661 | 656 | 649 | 643 | 640 | 640 | 638 | 635 | 629 | 616 | 600 |
| 17 | 701 | 702 | 704 | 706 | 707 | 707 | 700 | 687 | 652 | 631 | 621 | 613 | 607 | 599 | 592 | 587 | 586 | 583 | 581 | 577 | 566 | 553 |
| 18 | 655 | 656 | 658 | 660 | 660 | 662 | 655 | 642 | 609 | 589 | 578 | 570 | 563 | 554 | 546 | 540 | 537 | 533 | 531 | 528 | 519 | 508 |
| 19 | 613 | 614 | 615 | 616 | 617 | 618 | 613 | 601 | 568 | 549 | 539 | 531 | 523 | 513 | 505 | 498 | 494 | 489 | 486 | 483 | 475 | 466 |
| 20 | 574 | 574 | 575 | 576 | 577 | 578 | 572 | 561 | 531 | 513 | 503 | 495 | 487 | 477 | 468 | 460 | 455 | 450 | 445 | 441 | 434 | 426 |
| 21 | 538 | 538 | 538 | 539 | 539 | 540 | 535 | 524 | 496 | 479 | 469 | 461 | 453 | 444 | 435 | 426 | 421 | 415 | 409 | 405 | 397 | 389 |
| 22 | 504 | 504 | 504 | 504 | 504 | 505 | 500 | 490 | 463 | 447 | 438 | 431 | 423 | 413 | 404 | 396 | 390 | 383 | 377 | 372 | 364 | 356 |
| 23 | 472 | 472 | 473 | 472 | 472 | 472 | 467 | 457 | 432 | 417 | 409 | 402 | 394 | 385 | 376 | 368 | 362 | 355 | 349 | 343 | 334 | 326 |
| 24 | 442 | 442 | 443 | 442 | 442 | 441 | 436 | 427 | 404 | 390 | 382 | 375 | 368 | 359 | 351 | 343 | 337 | 330 | 323 | 317 | 308 | 300 |
| 25 | 413 | 414 | 414 | 415 | 414 | 414 | 408 | 399 | 377 | 364 | 356 | 350 | 344 | 336 | 327 | 320 | 314 | 307 | 300 | 294 | 285 | 276 |
| 26 | 386 | 387 | 388 | 388 | 388 | 388 | 382 | 373 | 352 | 340 | 332 | 327 | 321 | 313 | 306 | 298 | 292 | 286 | 279 | 273 | 264 | 255 |
| 27 | 361 | 362 | 363 | 363 | 363 | 363 | 358 | 350 | 329 | 317 | 310 | 305 | 299 | 292 | 285 | 279 | 273 | 266 | 260 | 254 | 245 | 236 |
| 28 | 338 | 338 | 339 | 340 | 340 | 340 | 336 | 328 | 309 | 297 | 290 | 285 | 279 | 273 | 266 | 260 | 255 | 248 | 242 | 236 | 228 | 219 |
| 29 | 316 | 316 | 317 | 318 | 318 | 318 | 314 | 307 | 289 | 278 | 271 | 266 | 261 | 254 | 248 | 243 | 238 | 232 | 226 | 220 | 212 | 204 |
| 30 | 297 | 296 | 297 | 297 | 297 | 298 | 294 | 287 | 271 | 260 | 254 | 249 | 244 | 238 | 232 | 226 | 222 | 216 | 211 | 205 | 198 | 190 |
| 31 | 279 | 278 | 278 | 278 | 278 | 278 | 275 | 269 | 253 | 244 | 238 | 233 | 228 | 222 | 216 | 211 | 207 | 202 | 197 | 192 | 184 | 177 |
| 32 | 263 | 262 | 261 | 260 | 260 | 260 | 257 | 252 | 237 | 228 | 223 | 218 | 213 | 207 | 202 | 197 | 193 | 188 | 184 | 179 | 172 | 165 |
| 33 | 247 | 246 | 245 | 244 | 243 | 243 | 240 | 235 | 222 | 213 | 208 | 204 | 200 | 194 | 189 | 184 | 180 | 176 | 171 | 167 | 161 | 154 |
| 34 | 233 | 232 | 231 | 230 | 228 | 228 | 225 | 220 | 207 | 200 | 195 | 191 | 187 | 182 | 177 | 172 | 168 | 164 | 160 | 156 | 150 | 144 |
| 35 | 220 | 218 | 217 | 216 | 215 | 214 | 211 | 206 | 194 | 187 | 182 | 179 | 175 | 170 | 166 | 161 | 157 | 153 | 149 | 145 | 140 | 134 |
| 36 | 207 | 206 | 205 | 204 | 202 | 201 | 198 | 193 | 181 | 174 | 171 | 167 | 164 | 159 | 155 | 151 | 147 | 143 | 139 | 136 | 130 | 125 |
| 37 | 195 | 194 | 193 | 192 | 190 | 189 | 186 | 181 | 170 | 163 | 159 | 156 | 153 | 149 | 145 | 141 | 138 | 134 | 130 | 127 | 122 | 117 |
| 38 | 184 | 183 | 182 | 181 | 179 | 178 | 175 | 170 | 159 | 153 | 149 | 146 | 143 | 140 | 136 | 132 | 129 | 126 | 122 | 118 | 114 | 109 |
| 39 | 173 | 172 | 171 | 170 | 169 | 168 | 165 | 160 | 150 | 143 | 140 | 137 | 134 | 130 | 127 | 124 | 121 | 118 | 114 | 111 | 106 | 102 |
| 40 | 2,792 | 2,778 | 2,766 | 2,750 | 2,732 | 2,715 | 2,665 | 2,587 | 2,421 | 2,314 | 2,246 | 2,188 | 2,129 | 2,060 | 1,996 | 1,934 | 1,881 | 1,822 | 1,764 | 1,707 | 1,632 | 1,558 |

Table 29. continued.

| Age (yr) | 1960 | 1961 | 1962 | 1963 | 1964 | 1965 | 1966 | 1967 | 1968 | 1969 | 1970 | 1971 | 1972 | 1973 | 1974 | 1975 | 1976 | 1977 | 1978 | 1979 | 1980 | 1981 |
|-------------|-------|-------|-------|-------|-------|-------|-------|-------|-------|-------|-------|-------|-------|-------|-------|-------|-------|-------|-------|-------|-------|-------|
| 0 | 1,764 | 1,748 | 1,499 | 1,285 | 1,209 | 1,299 | 1,644 | 2,180 | 1,693 | 1,255 | 1,249 | 1,561 | 1,909 | 1,745 | 1,372 | 2,182 | 1,099 | 1,673 | 1,993 | 791 | 1,035 | 1,796 |
| 1 | 1,769 | 1,661 | 1,646 | 1,411 | 1,210 | 1,139 | 1,223 | 1,548 | 2,053 | 1,595 | 1,182 | 1,176 | 1,470 | 1,798 | 1,644 | 1,293 | 2,055 | 1,035 | 1,575 | 1,877 | 745 | 975 |
| 2 | 1,680 | 1,666 | 1,564 | 1,550 | 1,329 | 1,140 | 1,072 | 1,152 | 1,458 | 1,933 | 1,502 | 1,113 | 1,107 | 1,385 | 1,693 | 1,548 | 1,217 | 1,935 | 975 | 1,484 | 1,767 | 701 |
| 3 | 1,595 | 1,582 | 1,569 | 1,473 | 1,460 | 1,252 | 1,073 | 1,010 | 1,085 | 1,373 | 1,820 | 1,414 | 1,048 | 1,043 | 1,304 | 1,594 | 1,458 | 1,146 | 1,822 | 918 | 1,397 | 1,663 |
| 4 | 1,507 | 1,500 | 1,487 | 1,475 | 1,385 | 1,373 | 1,176 | 1,009 | 949 | 1,019 | 1,290 | 1,709 | 1,329 | 984 | 979 | 1,224 | 1,496 | 1,367 | 1,076 | 1,710 | 861 | 1,301 |
| 5 | 1,417 | 1,409 | 1,403 | 1,391 | 1,379 | 1,296 | 1,283 | 1,098 | 942 | 886 | 951 | 1,202 | 1,595 | 1,238 | 915 | 910 | 1,137 | 1,389 | 1,271 | 999 | 1,589 | 784 |
| 6 | 1,327 | 1,319 | 1,313 | 1,307 | 1,295 | 1,286 | 1,207 | 1,192 | 1,022 | 875 | 824 | 882 | 1,118 | 1,479 | 1,144 | 846 | 840 | 1,050 | 1,284 | 1,173 | 923 | 1,429 |
| 7 | 1,235 | 1,229 | 1,224 | 1,218 | 1,211 | 1,205 | 1,195 | 1,117 | 1,106 | 947 | 813 | 764 | 820 | 1,035 | 1,361 | 1,055 | 780 | 775 | 969 | 1,179 | 1,079 | 828 |
| 8 | 1,142 | 1,137 | 1,135 | 1,131 | 1,124 | 1,116 | 1,099 | 1,033 | 1,021 | 879 | 754 | 709 | 758 | 948 | 1,253 | 970 | 718 | 714 | 885 | 1,077 | 965 | |
| 9 | 1,050 | 1,045 | 1,045 | 1,043 | 1,038 | 1,039 | 1,037 | 1,020 | 1,013 | 949 | 946 | 814 | 698 | 654 | 690 | 869 | 1,149 | 892 | 660 | 648 | 800 | 957 |
| 10 | 962 | 956 | 956 | 956 | 953 | 957 | 956 | 941 | 936 | 925 | 877 | 874 | 752 | 643 | 593 | 631 | 795 | 1,054 | 816 | 594 | 578 | 702 |
| 11 | 879 | 873 | 872 | 872 | 870 | 877 | 878 | 860 | 860 | 851 | 853 | 807 | 805 | 690 | 580 | 540 | 574 | 727 | 959 | 727 | 522 | 499 |
| 12 | 803 | 795 | 793 | 792 | 792 | 799 | 802 | 783 | 784 | 778 | 781 | 783 | 741 | 737 | 621 | 527 | 490 | 524 | 657 | 847 | 632 | 445 |
| 13 | 735 | 725 | 721 | 719 | 718 | 726 | 729 | 711 | 712 | 706 | 712 | 715 | 717 | 678 | 661 | 562 | 476 | 446 | 472 | 576 | 729 | 533 |
| 14 | 678 | 663 | 656 | 652 | 651 | 658 | 661 | 643 | 645 | 639 | 644 | 650 | 653 | 654 | 606 | 597 | 506 | 433 | 399 | 411 | 493 | 609 |
| 15 | 631 | 610 | 600 | 593 | 590 | 596 | 598 | 580 | 582 | 578 | 582 | 587 | 593 | 595 | 583 | 546 | 537 | 460 | 387 | 347 | 349 | 408 |
| 16 | 584 | 568 | 552 | 541 | 536 | 539 | 541 | 523 | 524 | 520 | 525 | 530 | 535 | 539 | 529 | 525 | 490 | 487 | 410 | 334 | 294 | 288 |
| 17 | 540 | 525 | 513 | 497 | 488 | 490 | 490 | 472 | 472 | 468 | 473 | 478 | 482 | 486 | 479 | 476 | 471 | 445 | 433 | 354 | 282 | 241 |
| 18 | 497 | 485 | 474 | 462 | 449 | 446 | 444 | 426 | 426 | 421 | 425 | 429 | 434 | 437 | 431 | 430 | 427 | 427 | 395 | 373 | 298 | 232 |
| 19 | 457 | 446 | 437 | 427 | 417 | 410 | 404 | 386 | 384 | 379 | 382 | 386 | 390 | 393 | 388 | 387 | 386 | 387 | 379 | 340 | 314 | 244 |
| 20 | 419 | 410 | 402 | 394 | 385 | 380 | 371 | 351 | 347 | 342 | 344 | 346 | 350 | 353 | 349 | 348 | 347 | 349 | 343 | 325 | 286 | 257 |
| 21 | 383 | 376 | 370 | 362 | 355 | 351 | 345 | 322 | 316 | 309 | 310 | 312 | 314 | 317 | 313 | 313 | 312 | 314 | 310 | 294 | 274 | 234 |
| 22 | 349 | 343 | 338 | 332 | 326 | 324 | 318 | 298 | 289 | 281 | 280 | 281 | 283 | 285 | 281 | 280 | 280 | 282 | 278 | 266 | 247 | 223 |
| 23 | 320 | 313 | 309 | 304 | 300 | 298 | 293 | 275 | 268 | 258 | 254 | 254 | 254 | 256 | 252 | 252 | 251 | 253 | 250 | 239 | 223 | 202 |
| 24 | 293 | 286 | 282 | 278 | 274 | 273 | 270 | 254 | 247 | 239 | 233 | 231 | 230 | 230 | 226 | 226 | 225 | 227 | 225 | 214 | 200 | 182 |
| 25 | 269 | 262 | 258 | 254 | 250 | 250 | 247 | 233 | 228 | 220 | 216 | 211 | 209 | 208 | 204 | 203 | 202 | 204 | 201 | 192 | 180 | 164 |
| 26 | 248 | 241 | 236 | 232 | 229 | 228 | 227 | 214 | 209 | 203 | 199 | 196 | 191 | 189 | 184 | 182 | 181 | 183 | 180 | 172 | 162 | 147 |
| 27 | 229 | 222 | 217 | 212 | 209 | 208 | 207 | 196 | 192 | 186 | 183 | 180 | 177 | 173 | 167 | 165 | 163 | 164 | 162 | 155 | 145 | 132 |
| 28 | 212 | 205 | 200 | 195 | 191 | 190 | 189 | 179 | 176 | 171 | 168 | 166 | 163 | 160 | 153 | 150 | 147 | 148 | 145 | 139 | 130 | 118 |
| 29 | 197 | 190 | 185 | 180 | 176 | 174 | 172 | 163 | 160 | 156 | 154 | 153 | 150 | 148 | 142 | 137 | 134 | 133 | 131 | 125 | 116 | 106 |
| 30 | 183 | 176 | 171 | 166 | 162 | 160 | 158 | 149 | 146 | 143 | 141 | 140 | 138 | 136 | 130 | 127 | 123 | 121 | 118 | 112 | 104 | 95 |
| 31 | 171 | 164 | 159 | 154 | 150 | 148 | 145 | 136 | 134 | 130 | 129 | 128 | 127 | 125 | 120 | 117 | 113 | 111 | 107 | 101 | 94 | 85 |
| 32 | 159 | 153 | 148 | 143 | 138 | 136 | 134 | 125 | 122 | 119 | 118 | 117 | 116 | 115 | 110 | 108 | 105 | 103 | 98 | 92 | 85 | 77 |
| 33 | 148 | 142 | 138 | 133 | 129 | 126 | 123 | 115 | 112 | 109 | 107 | 107 | 106 | 105 | 101 | 99 | 96 | 95 | 91 | 84 | 77 | 69 |
| 34 | 138 | 133 | 128 | 123 | 120 | 117 | 114 | 106 | 104 | 100 | 98 | 97 | 96 | 96 | 93 | 91 | 88 | 87 | 84 | 78 | 71 | 63 |
| 35 | 129 | 124 | 120 | 115 | 111 | 109 | 106 | 99 | 96 | 92 | 90 | 89 | 88 | 87 | 84 | 83 | 81 | 80 | 77 | 72 | 65 | 58 |
| 36 | 120 | 116 | 112 | 107 | 104 | 101 | 99 | 91 | 89 | 85 | 83 | 82 | 81 | 80 | 77 | 76 | 74 | 73 | 71 | 66 | 60 | 53 |
| 37 | 112 | 108 | 104 | 100 | 97 | 95 | 92 | 85 | 82 | 79 | 77 | 75 | 74 | 73 | 70 | 69 | 68 | 67 | 65 | 61 | 55 | 49 |
| 38 | 105 | 101 | 97 | 93 | 90 | 88 | 86 | 79 | 76 | 73 | 71 | 70 | 68 | 67 | 64 | 63 | 62 | 61 | 59 | 56 | 51 | 45 |
| 39 | 98 | 94 | 91 | 87 | 84 | 82 | 80 | 74 | 71 | 68 | 66 | 64 | 63 | 62 | 59 | 58 | 56 | 56 | 54 | 51 | 47 | 41 |
| 40 | 1,489 | 1,422 | 1,364 | 1,306 | 1,255 | 1,221 | 1,180 | 1,086 | 1,042 | 989 | 956 | 925 | 896 | 867 | 820 | 787 | 755 | 735 | 700 | 645 | 584 | 514 |

Table 29. continued.

| Age (yr) | 1982 | 1983 | 1984 | 1985 | 1986 | 1987 | 1988 | 1989 | 1990 | 1991 | 1992 | 1993 | 1994 | 1995 | 1996 | 1997 | 1998 | 1999 | 2000 | 2001 | 2002 | 2003 |
|-------------|-------|-------|-------|-------|-------|-------|-------|-------|-------|-------|-------|-------|-------|-------|-------|-------|-------|-------|-------|-------|-------|------|
| 0 | 970 | 715 | 2,286 | 684 | 1,161 | 1,315 | 1,644 | 1,739 | 1,634 | 1,715 | 1,338 | 1,116 | 1,491 | 1,058 | 939 | 652 | 695 | 1,225 | 550 | 1,030 | 716 | 477 |
| 1 | 1,691 | 914 | 673 | 2,153 | 644 | 1,093 | 1,239 | 1,548 | 1,638 | 1,538 | 1,615 | 1,260 | 1,051 | 1,404 | 997 | 884 | 614 | 655 | 1,153 | 518 | 970 | 674 |
| 2 | 918 | 1,592 | 860 | 634 | 2,027 | 606 | 1,029 | 1,167 | 1,458 | 1,542 | 1,449 | 1,521 | 1,187 | 990 | 1,322 | 939 | 832 | 578 | 617 | 1,086 | 487 | 914 |
| 3 | 660 | 864 | 1,499 | 810 | 597 | 1,908 | 571 | 969 | 1,098 | 1,372 | 1,452 | 1,364 | 1,432 | 1,117 | 932 | 1,245 | 884 | 784 | 545 | 581 | 1,023 | 459 |
| 4 | 1,557 | 616 | 811 | 1,405 | 756 | 556 | 1,778 | 532 | 906 | 1,029 | 1,285 | 1,361 | 1,280 | 1,344 | 1,048 | 874 | 1,167 | 830 | 736 | 511 | 546 | 963 |
| 5 | 1,200 | 1,423 | 573 | 750 | 1,283 | 689 | 506 | 1,620 | 488 | 836 | 947 | 1,187 | 1,259 | 1,188 | 1,244 | 972 | 807 | 1,086 | 772 | 684 | 478 | 513 |
| 6 | 716 | 1,082 | 1,313 | 526 | 675 | 1,155 | 618 | 454 | 1,464 | 445 | 758 | 864 | 1,085 | 1,159 | 1,086 | 1,139 | 885 | 743 | 1,002 | 713 | 637 | 448 |
| 7 | 1,297 | 641 | 990 | 1,197 | 470 | 606 | 1,031 | 552 | 406 | 1,316 | 398 | 682 | 782 | 992 | 1,050 | 982 | 1,027 | 807 | 682 | 926 | 664 | 597 |
| 8 | 746 | 1,150 | 578 | 896 | 1,065 | 421 | 538 | 915 | 487 | 359 | 1,158 | 351 | 609 | 709 | 890 | 935 | 877 | 926 | 738 | 632 | 863 | 622 |
| 9 | 861 | 649 | 1,010 | 517 | 790 | 948 | 369 | 471 | 789 | 420 | 307 | 991 | 306 | 546 | 629 | 778 | 824 | 779 | 842 | 686 | 590 | 809 |
| 10 | 842 | 730 | 553 | 892 | 450 | 696 | 815 | 316 | 395 | 663 | 347 | 253 | 839 | 271 | 478 | 540 | 677 | 720 | 703 | 783 | 641 | 553 |
| 11 | 609 | 695 | 602 | 482 | 765 | 391 | 585 | 683 | 258 | 323 | 528 | 275 | 207 | 729 | 234 | 405 | 464 | 583 | 646 | 655 | 733 | 600 |
| 12 | 428 | 490 | 556 | 518 | 407 | 657 | 322 | 479 | 542 | 206 | 248 | 404 | 218 | 178 | 626 | 196 | 344 | 396 | 520 | 602 | 613 | 687 |
| 13 | 378 | 337 | 382 | 474 | 433 | 346 | 532 | 259 | 372 | 424 | 154 | 184 | 311 | 185 | 152 | 521 | 166 | 291 | 352 | 486 | 564 | 575 |
| 14 | 448 | 292 | 258 | 323 | 392 | 365 | 277 | 421 | 197 | 287 | 309 | 111 | 139 | 261 | 157 | 126 | 439 | 140 | 258 | 328 | 455 | 529 |
| 15 | 509 | 342 | 220 | 216 | 266 | 329 | 289 | 217 | 317 | 151 | 206 | 220 | 83 | 116 | 222 | 130 | 105 | 368 | 124 | 241 | 308 | 426 |
| 16 | 340 | 385 | 255 | 184 | 177 | 222 | 258 | 225 | 162 | 240 | 107 | 145 | 161 | 68 | 98 | 183 | 109 | 88 | 325 | 116 | 226 | 288 |
| 17 | 239 | 256 | 285 | 213 | 151 | 148 | 173 | 200 | 166 | 122 | 169 | 74 | 105 | 133 | 58 | 81 | 153 | 91 | 78 | 304 | 108 | 212 |
| 18 | 200 | 179 | 188 | 237 | 174 | 125 | 115 | 134 | 147 | 125 | 85 | 117 | 54 | 87 | 113 | 48 | 68 | 128 | 80 | 73 | 285 | 101 |
| 19 | 192 | 149 | 132 | 157 | 193 | 144 | 97 | 88 | 98 | 111 | 87 | 59 | 84 | 44 | 73 | 93 | 40 | 57 | 113 | 75 | 68 | 267 |
| 20 | 202 | 143 | 109 | 109 | 128 | 160 | 112 | 75 | 65 | 74 | 76 | 60 | 42 | 69 | 37 | 60 | 78 | 33 | 50 | 106 | 70 | 64 |
| 21 | 212 | 150 | 104 | 91 | 89 | 106 | 124 | 86 | 55 | 48 | 51 | 52 | 43 | 34 | 58 | 31 | 50 | 65 | 29 | 47 | 99 | 66 |
| 22 | 193 | 158 | 109 | 87 | 74 | 74 | 82 | 95 | 63 | 41 | 33 | 35 | 37 | 35 | 29 | 48 | 26 | 42 | 57 | 28 | 44 | 93 |
| 23 | 184 | 143 | 115 | 91 | 70 | 61 | 57 | 63 | 70 | 47 | 28 | 23 | 25 | 31 | 30 | 24 | 40 | 21 | 37 | 54 | 26 | 41 |
| 24 | 167 | 137 | 104 | 95 | 74 | 58 | 47 | 44 | 46 | 52 | 32 | 19 | 16 | 20 | 26 | 24 | 20 | 34 | 19 | 35 | 50 | 24 |
| 25 | 150 | 124 | 100 | 87 | 78 | 61 | 45 | 36 | 32 | 34 | 36 | 22 | 14 | 13 | 17 | 21 | 20 | 17 | 30 | 18 | 33 | 47 |
| 26 | 135 | 111 | 90 | 83 | 70 | 64 | 47 | 34 | 26 | 24 | 23 | 24 | 16 | 11 | 11 | 14 | 18 | 17 | 15 | 28 | 17 | 31 |
| 27 | 121 | 100 | 81 | 75 | 67 | 58 | 50 | 36 | 25 | 20 | 16 | 16 | 17 | 13 | 9 | 9 | 12 | 15 | 15 | 14 | 26 | 16 |
| 28 | 109 | 90 | 73 | 67 | 61 | 56 | 45 | 38 | 26 | 19 | 14 | 11 | 11 | 14 | 11 | 8 | 10 | 13 | 14 | 13 | 24 | |
| 29 | 97 | 80 | 65 | 60 | 55 | 50 | 43 | 34 | 28 | 20 | 13 | 9 | 8 | 9 | 12 | 9 | 7 | 9 | 12 | 13 | 12 | |
| 30 | 87 | 72 | 59 | 54 | 49 | 45 | 39 | 33 | 25 | 21 | 14 | 9 | 7 | 6 | 8 | 10 | 7 | 5 | 6 | 8 | 12 | 12 |
| 31 | 78 | 65 | 52 | 49 | 44 | 41 | 35 | 30 | 24 | 19 | 14 | 9 | 6 | 5 | 5 | 7 | 8 | 6 | 5 | 5 | 8 | 11 |
| 32 | 70 | 58 | 47 | 44 | 39 | 36 | 31 | 27 | 22 | 18 | 13 | 10 | 7 | 5 | 5 | 5 | 5 | 7 | 6 | 5 | 5 | 7 |
| 33 | 63 | 52 | 42 | 39 | 35 | 33 | 28 | 24 | 19 | 16 | 12 | 9 | 7 | 5 | 4 | 4 | 4 | 5 | 6 | 5 | 4 | 5 |
| 34 | 57 | 47 | 38 | 35 | 32 | 29 | 25 | 21 | 17 | 15 | 11 | 8 | 6 | 6 | 5 | 4 | 3 | 3 | 4 | 6 | 5 | 4 |
| 35 | 52 | 42 | 34 | 31 | 28 | 26 | 23 | 19 | 16 | 13 | 10 | 8 | 6 | 5 | 5 | 4 | 3 | 3 | 3 | 4 | 5 | 5 |
| 36 | 47 | 38 | 31 | 28 | 26 | 23 | 20 | 17 | 14 | 12 | 9 | 7 | 5 | 5 | 4 | 4 | 3 | 2 | 2 | 3 | 4 | 5 |
| 37 | 44 | 35 | 28 | 26 | 23 | 21 | 18 | 15 | 13 | 10 | 8 | 6 | 5 | 4 | 4 | 4 | 3 | 3 | 2 | 2 | 2 | 3 |
| 38 | 40 | 33 | 26 | 23 | 21 | 19 | 16 | 14 | 11 | 9 | 7 | 5 | 4 | 4 | 4 | 3 | 3 | 2 | 2 | 2 | 2 | 2 |
| 39 | 37 | 30 | 24 | 21 | 19 | 17 | 15 | 12 | 10 | 8 | 6 | 5 | 4 | 4 | 3 | 3 | 3 | 2 | 2 | 2 | 2 | 2 |
| 40 | 458 | 367 | 289 | 259 | 228 | 204 | 171 | 141 | 112 | 91 | 69 | 51 | 40 | 36 | 33 | 30 | 28 | 26 | 25 | 25 | 26 | 26 |

Table 29. continued.

| Age (yr) | 2004 | 2005 | 2006 | 2007 |
|-------------|------|------|------|-------|
| 0 | 783 | 591 | 572 | 1,404 |
| 1 | 450 | 737 | 557 | 539 |
| 2 | 635 | 423 | 694 | 524 |
| 3 | 861 | 598 | 399 | 654 |
| 4 | 432 | 810 | 563 | 375 |
| 5 | 902 | 406 | 761 | 529 |
| 6 | 479 | 846 | 381 | 714 |
| 7 | 419 | 450 | 795 | 357 |
| 8 | 559 | 393 | 422 | 746 |
| 9 | 584 | 525 | 370 | 397 |
| 10 | 760 | 549 | 494 | 347 |
| 11 | 520 | 714 | 516 | 464 |
| 12 | 564 | 489 | 671 | 485 |
| 13 | 646 | 531 | 459 | 631 |
| 14 | 540 | 607 | 499 | 432 |
| 15 | 497 | 508 | 571 | 469 |
| 16 | 401 | 467 | 477 | 537 |
| 17 | 271 | 377 | 439 | 449 |
| 18 | 199 | 255 | 354 | 413 |
| 19 | 95 | 187 | 240 | 333 |
| 20 | 251 | 90 | 176 | 225 |
| 21 | 60 | 236 | 84 | 166 |
| 22 | 62 | 57 | 222 | 79 |
| 23 | 87 | 58 | 53 | 209 |
| 24 | 39 | 82 | 55 | 50 |
| 25 | 23 | 36 | 77 | 52 |
| 26 | 44 | 21 | 34 | 73 |
| 27 | 29 | 42 | 20 | 32 |
| 28 | 15 | 27 | 39 | 19 |
| 29 | 23 | 14 | 25 | 37 |
| 30 | 11 | 22 | 13 | 24 |
| 31 | 12 | 11 | 20 | 12 |
| 32 | 10 | 11 | 10 | 19 |
| 33 | 7 | 10 | 10 | 10 |
| 34 | 4 | 6 | 9 | 10 |
| 35 | 4 | 4 | 6 | 8 |
| 36 | 4 | 4 | 4 | 6 |
| 37 | 5 | 4 | 3 | 4 |
| 38 | 3 | 4 | 4 | 3 |
| 39 | 2 | 3 | 4 | 4 |
| 40 | 26 | 27 | 28 | 30 |

Table 30. Summary results of sensitivity to splitting the triennial time-series.

| Model | 2007 | a |
|---|-----------|--------------------|
| Description | Base case | No triennial split |
| <u>Convergence</u> | | |
| Maximum gradient component | 0.000085 | 0.000081 |
| Likelihood penalties | 0.0 | 0.0 |
| <u>Negative log-likelihoods</u> | | |
| Total | 4,393.4 | 4,396.6 |
| Indices | -8.1 | -5.4 |
| Length-frequency data | 2,103.7 | 2,105.9 |
| Age-frequency data | 2,316.0 | 2,315.9 |
| Recruitment | -17.4 | -19.2 |
| Priors | 0.0 | 0.0 |
| Forecast recruitment | -0.7 | -0.7 |
| <u>Select parameters</u> | | |
| <i>Stock-recruit, productivity</i> | | |
| R_0 | 4,210 | 4,149 |
| Steepness (h) | 0.511 | 0.511 |
| Female M age 14+ | 0.097 | 0.096 |
| <i>Survey catchability and selectivity</i> | | |
| NWFSC survey catchability (Q) | 0.114 | 0.127 |
| NWFSC survey peak selectivity | 66.000 | 66.000 |
| NWFSC survey width of selectivity top | -3.863 | -3.629 |
| NWFSC survey ascending width | 7.175 | 7.204 |
| NWFSC survey final selectivity | -1.660 | -1.801 |
| NWFSC survey final selectivity | 4.459 | 4.450 |
| 1980-1992 Triennial survey catchability (Q) | 0.114 | 0.088 |
| 1995-2004 Triennial survey catchability (Q) | 0.054 | 0.088 |
| Triennial survey peak selectivity | 66.000 | 66.000 |
| Triennial survey width of selectivity top | -3.465 | -3.550 |
| Triennial survey ascending width | 7.272 | 7.284 |
| Triennial survey final selectivity | 4.453 | 4.450 |
| <i>Individual growth</i> | | |
| Female and male length at age 1 | 4.113 | 4.103 |
| Female mean length at age 20 | 59.096 | 59.098 |
| Female von Bertalanffy K | 0.141 | 0.141 |
| Female CV of length-at-age at age 1 | 0.145 | 0.145 |
| Female CV of length-at-age at age 20 | 0.039 | 0.039 |
| Male mean length at age 20 | 52.029 | 52.050 |
| Male von Bertalanffy K | 0.181 | 0.180 |
| Male CV of length-at-age at age 1 | 0.152 | 0.153 |
| Male CV of length-at-age at age 20 | 0.041 | 0.041 |
| <u>Management quantities</u> | | |
| SB_0 | 32,561 | 32,457 |
| 2007 Spawning biomass | 10,544 | 9,519 |
| 2007 Depletion | 32.4% | 29.3% |
| 2006 SPR | 96.5% | 96.1% |
| 2006 Exp. rate: yield/age 5+ Biomass | 0.002 | 0.002 |

Table 31. Total negative log-likelihood values for the profile on steepness (h)

| Steepness (h) | Negative log-likelihood |
|-------------------|-------------------------|
| 0.345 | 4,408.13 |
| 0.428 | 4,399.23 |
| 0.4695 | 4,396.06 |
| 0.511 | 4,393.42 |
| 0.56 | 4,390.66 |
| 0.6155 | 4,388.40 |
| 0.72 | 4,384.94 |

Table 32. Projection of potential canary rockfish ABC, OY, spawning biomass and depletion for the base case model based on the SPR= 0.887 fishing mortality target used for the last rebuilding plan (OY) and $F_{50\%}$ overfishing limit/target (ABC). Assuming the OY of 44 mt is met in 2007 and 2008.

| Year | ABC (mt) | OY (mt) | Age 5+ biomass (mt) | Spawning biomass (mt) | Depletion |
|------|----------|---------|---------------------|-----------------------|-----------|
| 2007 | 973 | 44 | 25,995 | 10,544 | 32.4% |
| 2008 | 978 | 44 | 26,417 | 10,840 | 33.3% |
| 2009 | 981 | 162 | 26,859 | 11,072 | 34.0% |
| 2010 | 980 | 162 | 26,995 | 11,194 | 34.4% |
| 2011 | 992 | 164 | 27,018 | 11,254 | 34.6% |
| 2012 | 1,026 | 169 | 27,440 | 11,266 | 34.6% |
| 2013 | 1,074 | 177 | 27,985 | 11,260 | 34.6% |
| 2014 | 1,124 | 185 | 28,656 | 11,280 | 34.6% |
| 2015 | 1,171 | 193 | 29,445 | 11,368 | 34.9% |
| 2016 | 1,214 | 200 | 30,332 | 11,545 | 35.5% |
| 2017 | 1,253 | 207 | 31,297 | 11,812 | 36.3% |
| 2018 | 1,290 | 213 | 32,317 | 12,156 | 37.3% |

Table 33. Decision table of 12-year projections for alternate states of nature (columns) and management options (rows) beginning in 2009. Relative probabilities of each state of nature are based on a meta-analysis for steepness of west coast rockfish (M. Dorn, AFSC, personal communication). Landings in 2007-2008 are 44 mt for all cases. Selectivity and fleet allocations are projected at the average 2003-2006 values.

| | | | State of nature | | | | | |
|--|------|------------|----------------------|-----------------------|---------------------------------|-----------------------|-----------------------|-----------------------|
| | | | Low steepness (0.35) | | Base case (steepness = 0.51) | | High steepness (0.72) | |
| | | | 0.25 | | 0.5 | | 0.25 | |
| Management decision | Year | Catch (mt) | Depletion | Spawning biomass (mt) | Depletion | Spawning biomass (mt) | Depletion | Spawning biomass (mt) |
| Rebuilding SPR 88.7% catches from low steepness state of nature | 2009 | 56 | 12.0% | 4,099 | 34.0% | 11,072 | 59.0% | 18,583 |
| | 2010 | 56 | 12.0% | 4,100 | 34.5% | 11,236 | 60.1% | 18,932 |
| | 2011 | 56 | 11.9% | 4,078 | 34.8% | 11,339 | 60.8% | 19,156 |
| | 2012 | 59 | 11.8% | 4,042 | 35.0% | 11,396 | 61.2% | 19,270 |
| | 2013 | 62 | 11.7% | 4,003 | 35.1% | 11,436 | 61.3% | 19,313 |
| | 2014 | 65 | 11.6% | 3,979 | 35.3% | 11,502 | 61.4% | 19,343 |
| | 2015 | 67 | 11.6% | 3,984 | 35.7% | 11,638 | 61.7% | 19,423 |
| | 2016 | 70 | 11.7% | 4,025 | 36.4% | 11,866 | 62.2% | 19,590 |
| | 2017 | 72 | 12.0% | 4,102 | 37.4% | 12,188 | 63.0% | 19,852 |
| | 2018 | 74 | 12.3% | 4,209 | 38.7% | 12,591 | 64.1% | 20,199 |
| Rebuilding SPR 88.7% catches from base case | 2009 | 162 | 12.0% | 4,099 | 34.0% | 11,072 | 59.0% | 18,583 |
| | 2010 | 162 | 11.8% | 4,058 | 34.4% | 11,194 | 60.0% | 18,890 |
| | 2011 | 164 | 11.7% | 3,994 | 34.6% | 11,254 | 60.5% | 19,069 |
| | 2012 | 169 | 11.4% | 3,914 | 34.6% | 11,266 | 60.8% | 19,138 |
| | 2013 | 177 | 11.2% | 3,831 | 34.6% | 11,260 | 60.7% | 19,135 |
| | 2014 | 185 | 11.0% | 3,762 | 34.6% | 11,280 | 60.7% | 19,118 |
| | 2015 | 193 | 10.9% | 3,719 | 34.9% | 11,368 | 60.8% | 19,150 |
| | 2016 | 200 | 10.8% | 3,710 | 35.5% | 11,545 | 61.2% | 19,266 |
| | 2017 | 207 | 10.9% | 3,733 | 36.3% | 11,812 | 61.8% | 19,475 |
| | 2018 | 213 | 11.0% | 3,781 | 37.3% | 12,156 | 62.8% | 19,767 |
| Rebuilding SPR 88.7% catches from high steepness state of nature | 2009 | 273 | 12.0% | 4,099 | 34.0% | 11,072 | 59.0% | 18,583 |
| | 2010 | 271 | 11.7% | 4,014 | 34.2% | 11,150 | 59.8% | 18,845 |
| | 2011 | 272 | 11.4% | 3,905 | 34.3% | 11,164 | 60.3% | 18,978 |
| | 2012 | 277 | 11.0% | 3,780 | 34.2% | 11,130 | 60.3% | 19,001 |
| | 2013 | 285 | 10.7% | 3,654 | 34.0% | 11,079 | 60.2% | 18,951 |
| | 2014 | 293 | 10.3% | 3,542 | 34.0% | 11,055 | 60.0% | 18,891 |
| | 2015 | 300 | 10.1% | 3,459 | 34.1% | 11,100 | 59.9% | 18,880 |
| | 2016 | 307 | 9.9% | 3,408 | 34.5% | 11,235 | 60.2% | 18,953 |
| | 2017 | 313 | 9.9% | 3,389 | 35.2% | 11,461 | 60.7% | 19,122 |
| | 2018 | 319 | 9.9% | 3,394 | 36.1% | 11,763 | 61.5% | 19,374 |
| Status quo (catch = 44 mt) | 2009 | 44 | 12.0% | 4,099 | 34.0% | 11,072 | 59.0% | 18,583 |
| | 2010 | 44 | 12.0% | 4,104 | 34.5% | 11,241 | 60.1% | 18,937 |
| | 2011 | 44 | 11.9% | 4,088 | 34.9% | 11,349 | 60.8% | 19,166 |
| | 2012 | 44 | 11.8% | 4,057 | 35.0% | 11,411 | 61.2% | 19,285 |
| | 2013 | 44 | 11.7% | 4,024 | 35.2% | 11,456 | 61.4% | 19,334 |
| | 2014 | 44 | 11.7% | 4,005 | 35.4% | 11,529 | 61.5% | 19,371 |
| | 2015 | 44 | 11.7% | 4,018 | 35.8% | 11,673 | 61.8% | 19,459 |
| | 2016 | 44 | 11.9% | 4,069 | 36.6% | 11,911 | 62.3% | 19,635 |
| | 2017 | 44 | 12.1% | 4,157 | 37.6% | 12,244 | 63.2% | 19,908 |
| | 2018 | 44 | 12.5% | 4,277 | 38.9% | 12,660 | 64.3% | 20,268 |

11. Figures

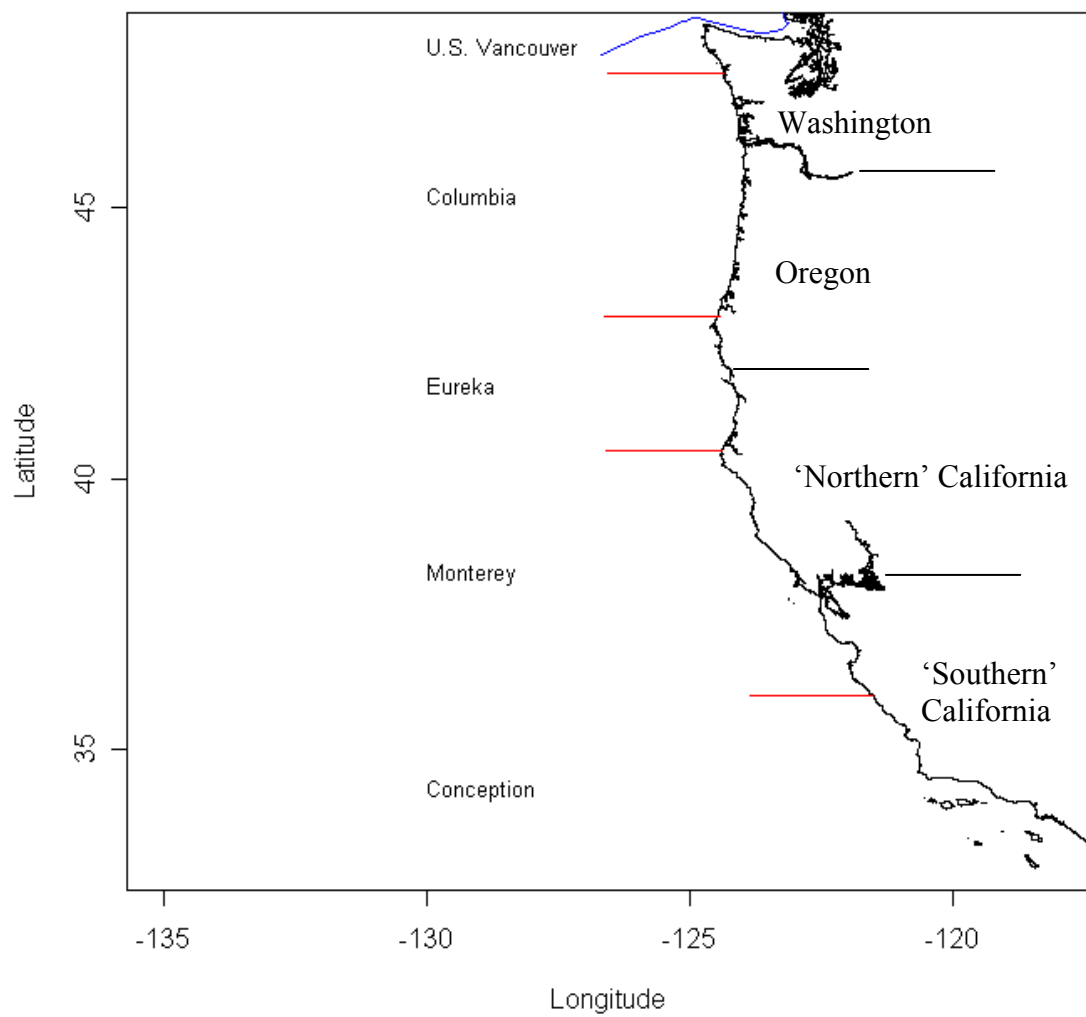


Figure 1. Map showing INPFC, and state/fleet boundaries used in the 2005 and current assessment.

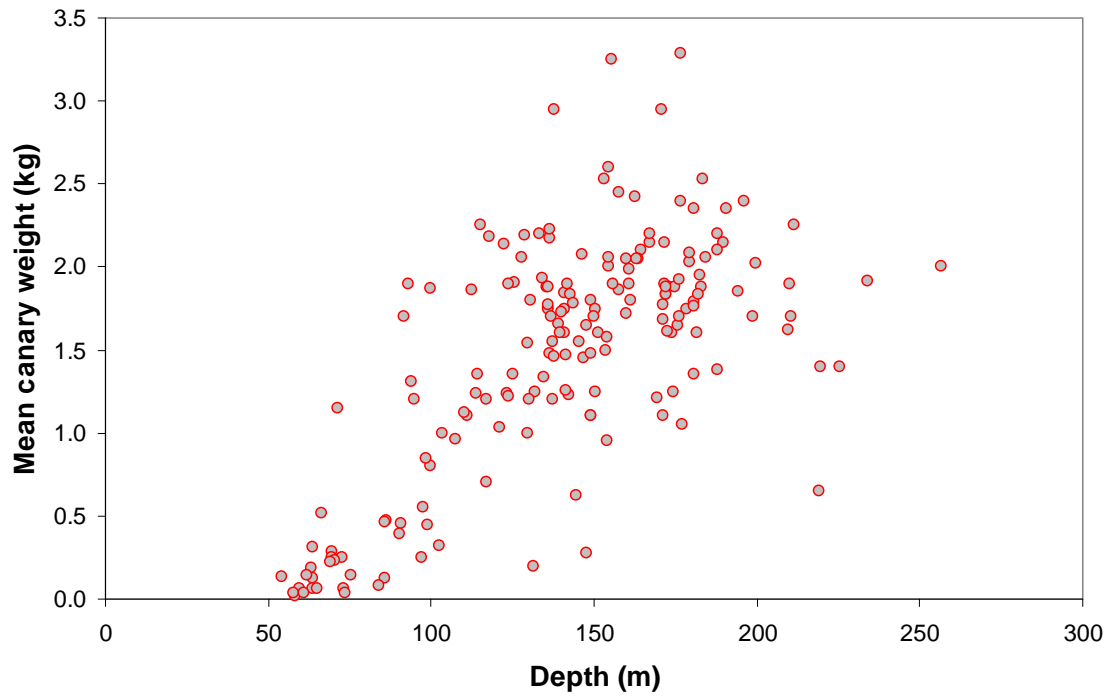


Figure 2. Relationship between mean individual weight and depth in NWFSC survey catches 2003-2006.

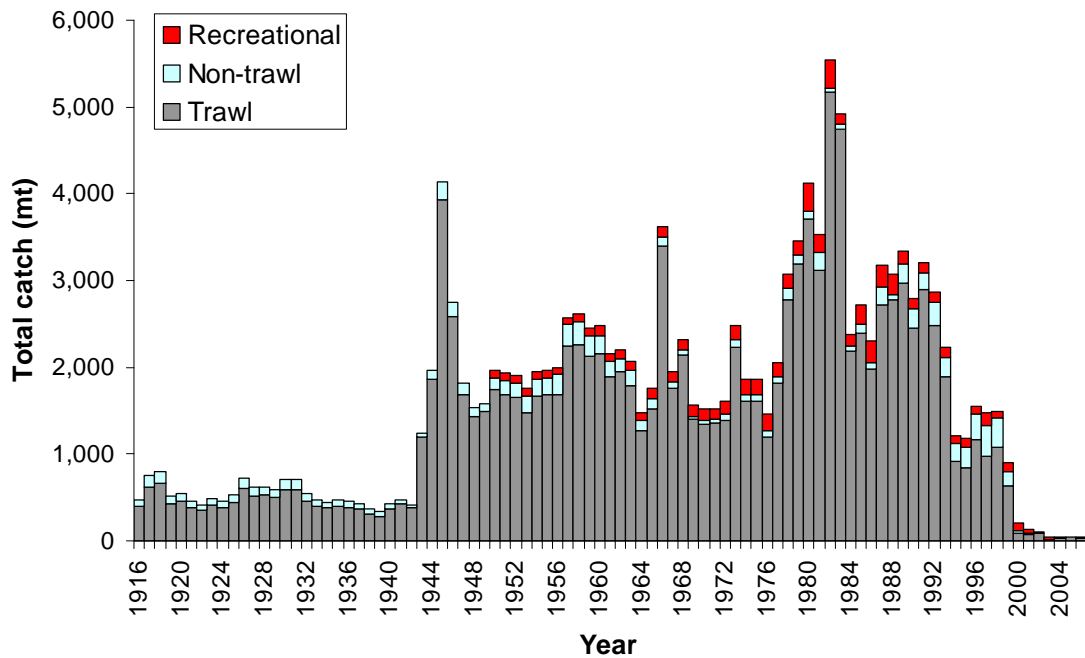


Figure 3. Distribution of total catch among trawl, non-trawl and recreational fisheries 1916-2006.

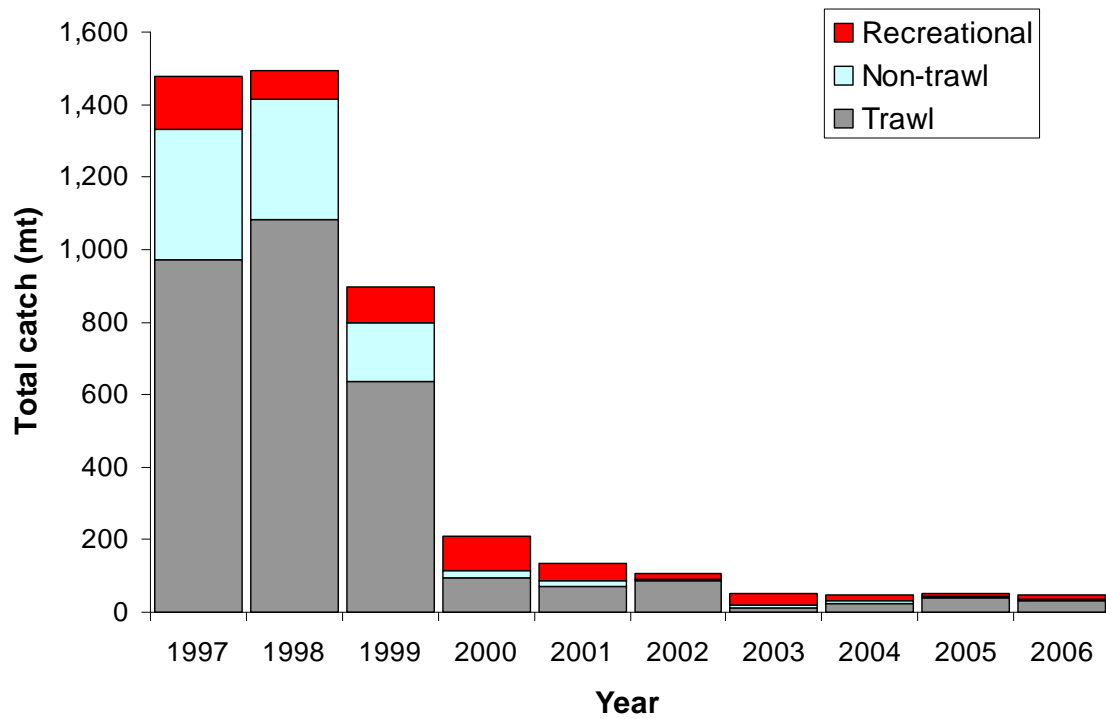


Figure 4. Distribution of recent total catch among trawl, non-trawl and recreational fisheries. Large reductions after 1999 were a result of the overfished declaration based on the 1999 stock assessment.



Figure 5. Contour of catch (landings and observed discards) rates of canary rockfish from the commercial trawl fishery, 2001-2005. Grey areas indicate trawl effort.

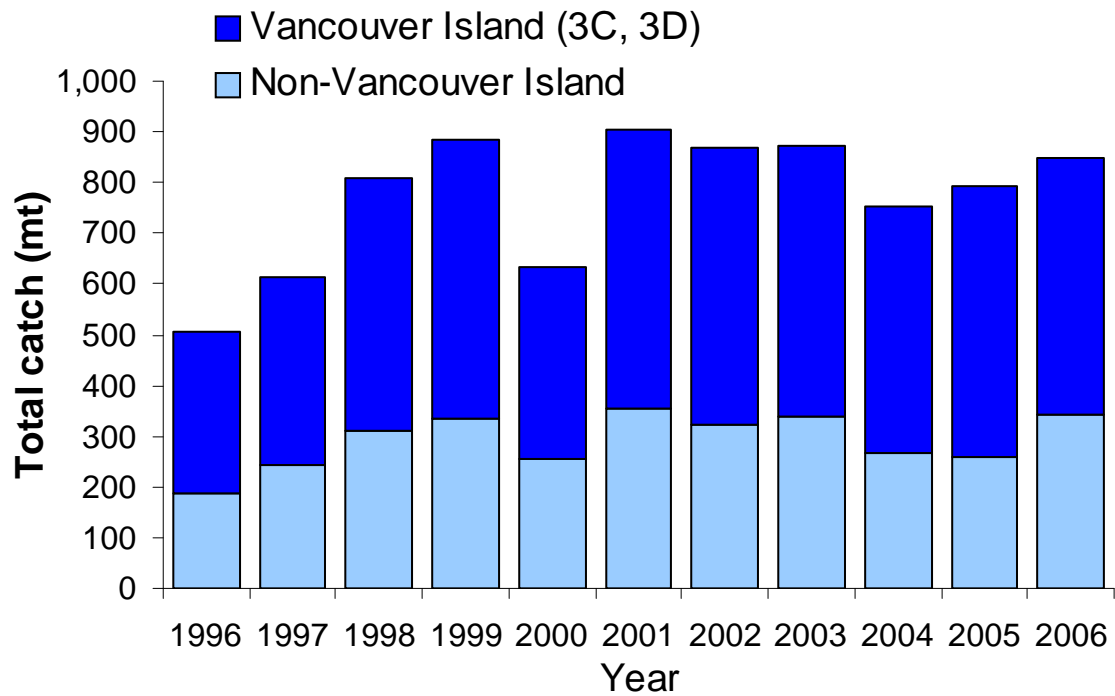


Figure 6. Recent catches of canary rockfish in the Canadian commercial fishery. Data courtesy of R. Stanley, DFO.

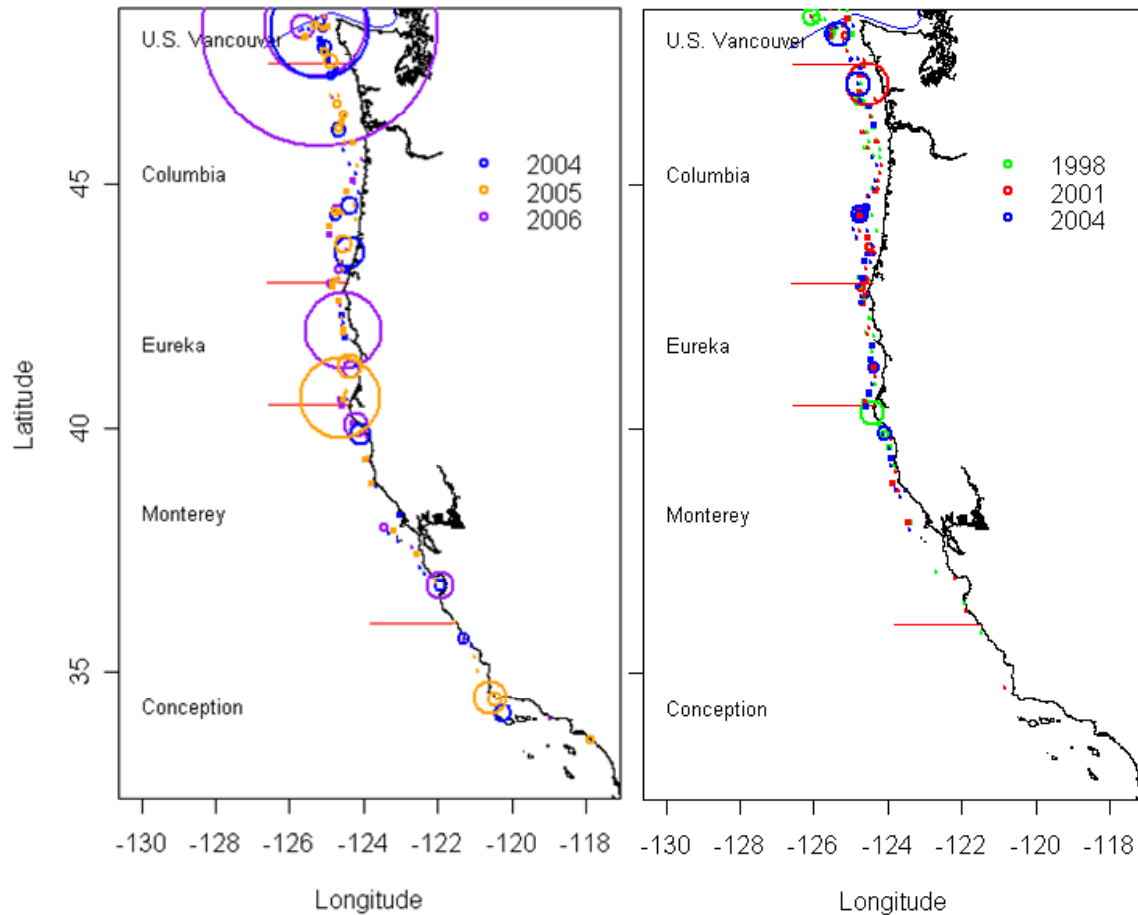


Figure 7. Distribution of canary catch rates in the recent NWFSC (left panel) and Triennial (right panel) trawl surveys. Legend circles indicate catch rates of 10 kg·ha⁻¹.

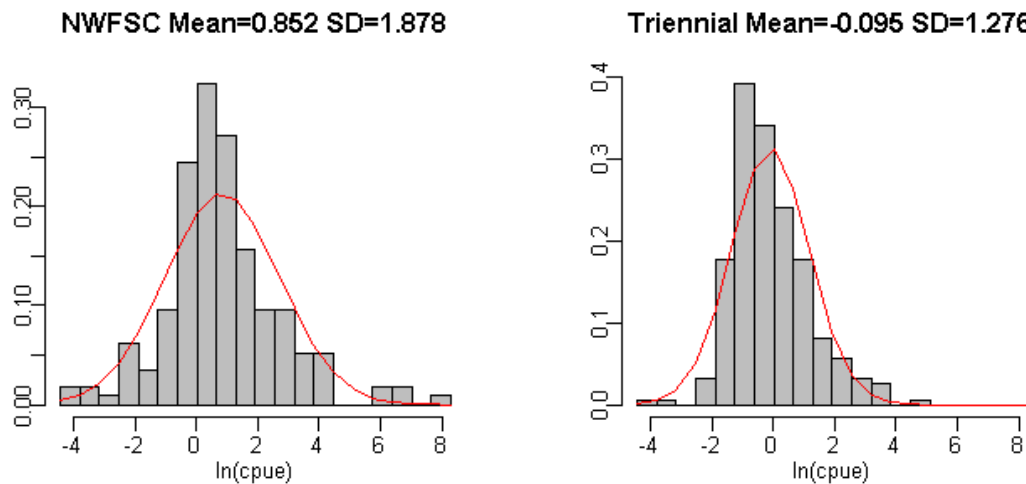


Figure 8. Frequency distribution of log (canary catch rates (kg·ha⁻¹)) for positive hauls in the recent (1998-2006) NWFSC (left panel) and Triennial (right panel) trawl surveys.

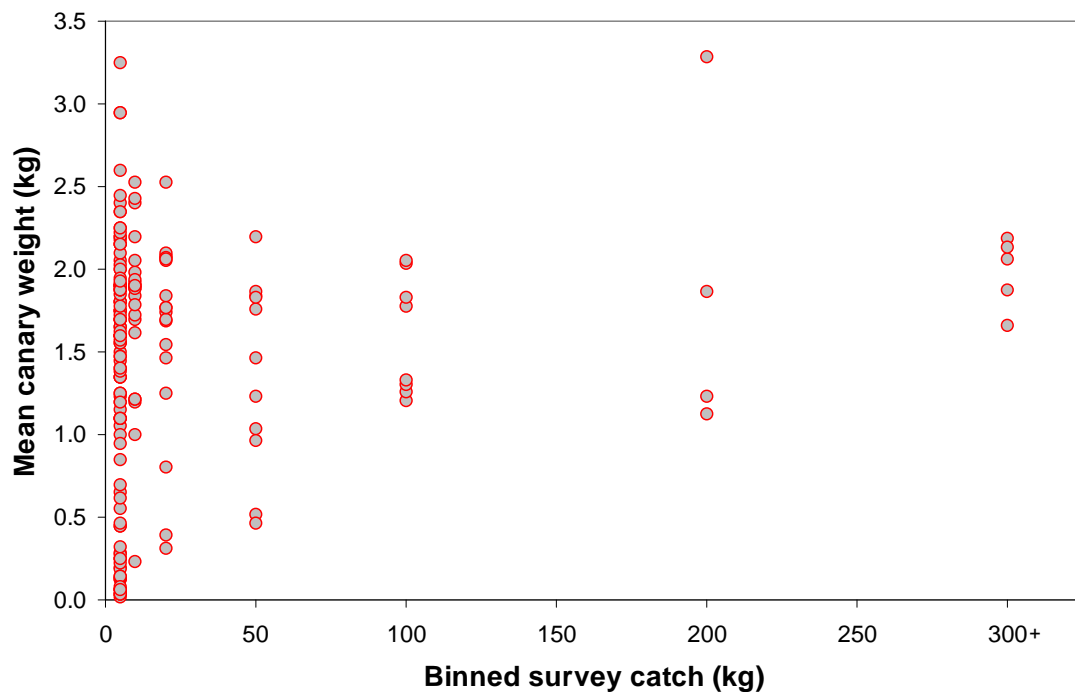


Figure 9. Mean individual weight at binned survey catch levels showing that the largest catches are not dominated by very large or very small individuals.

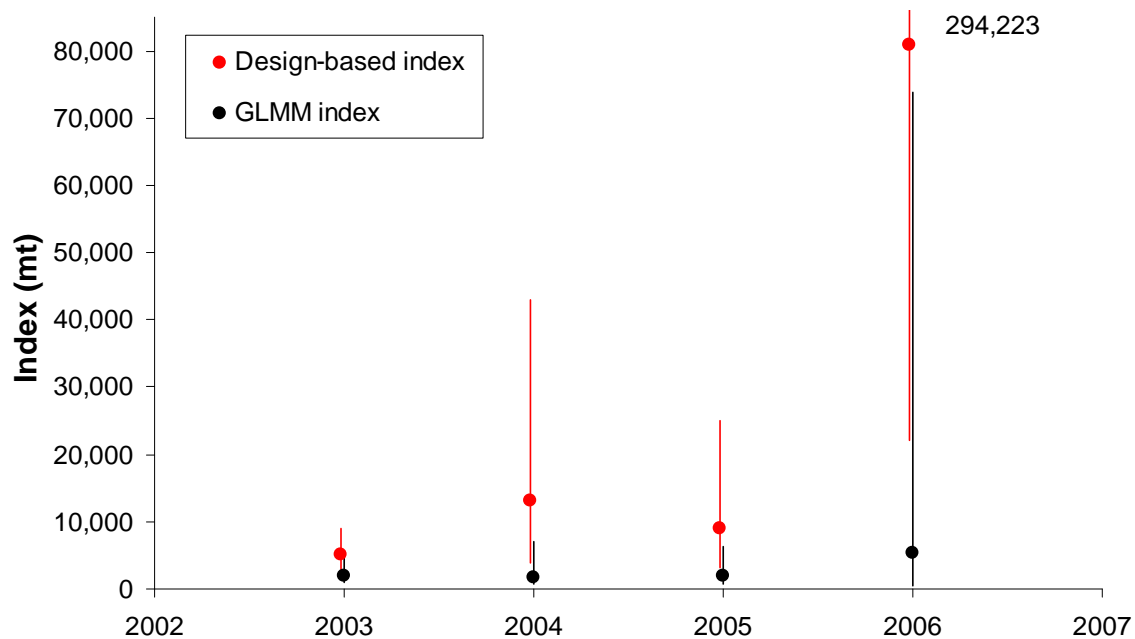


Figure 10. Comparison of GLMM vs. design-based indices of abundance from the NWFSC survey 2003-2006. Vertical lines indicate +/- 95% confidence intervals based on an assumption of lognormal error.

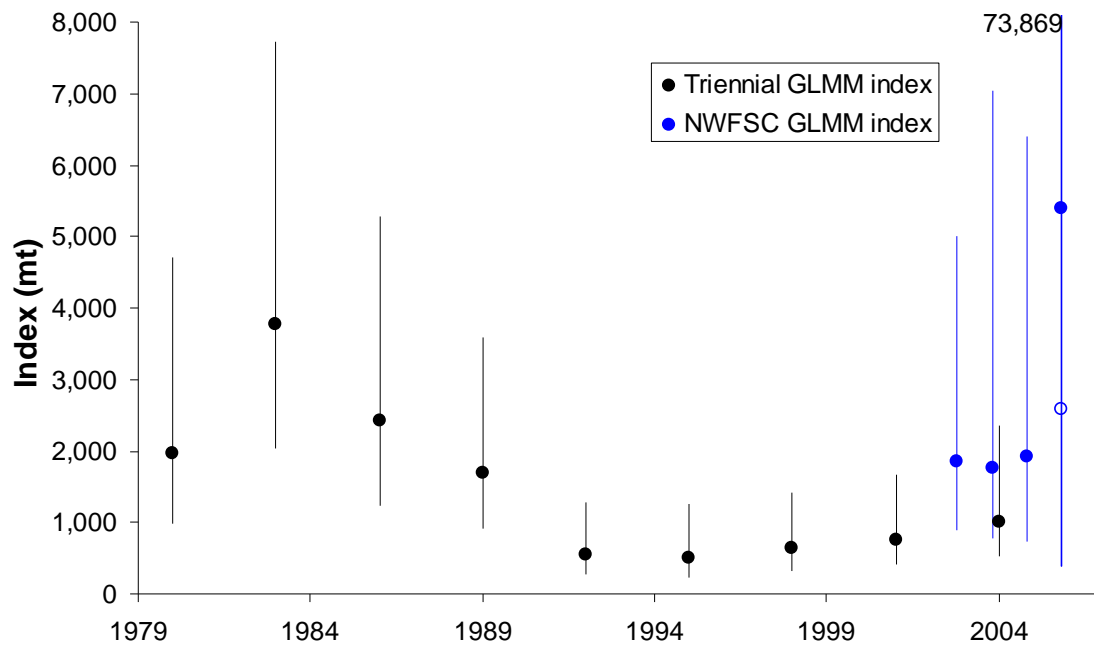


Figure 11. Triennial and NWFSC GLMM indices. The open circle for the NWFSC (2006) shows (for comparison only) the effect of removing the single largest tow from the data. Vertical lines indicate +/- 95% confidence intervals based on lognormal error.

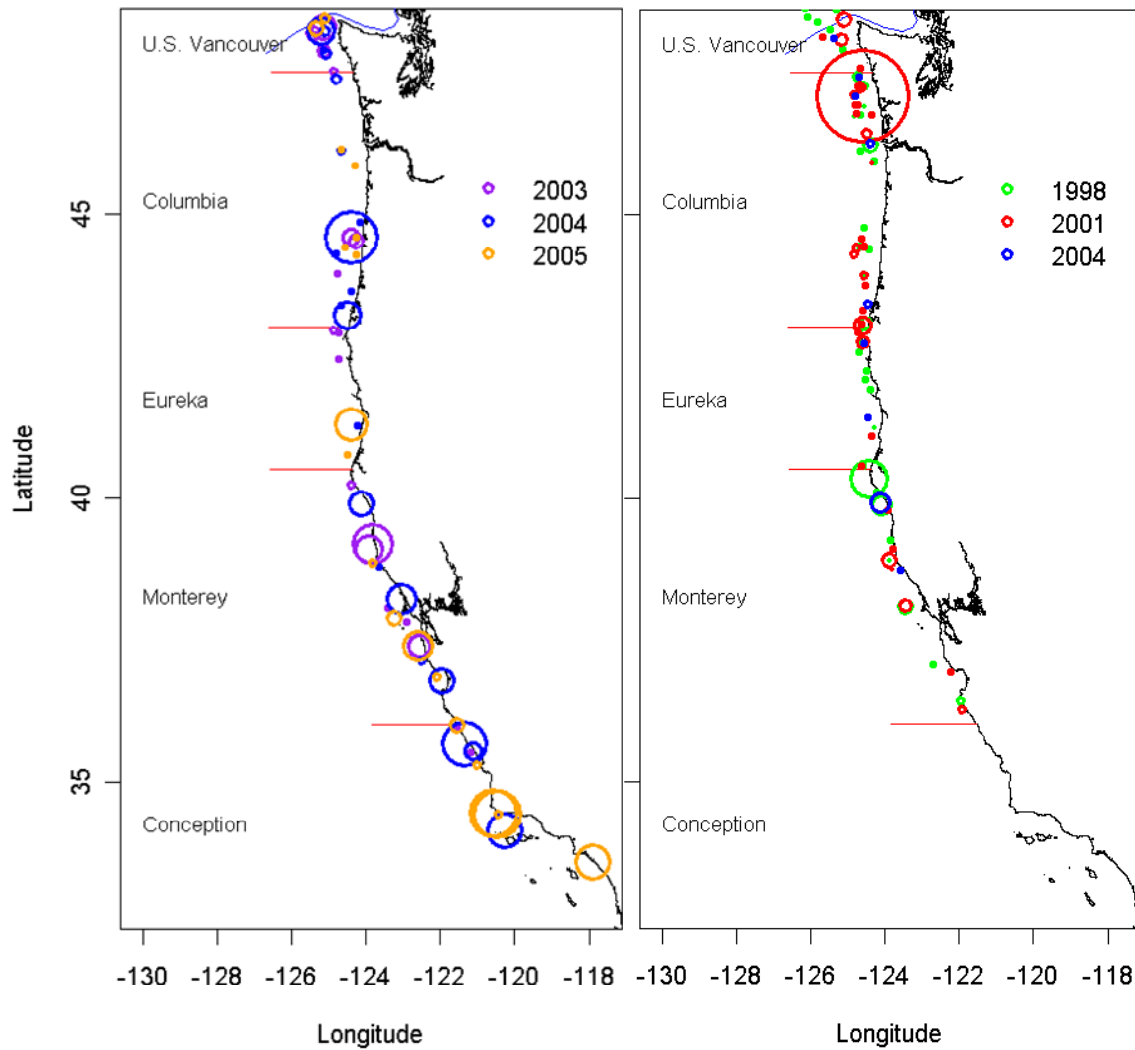


Figure 12. Survey catch rates of small (< 40 cm) canary rockfish around 2004, showing the higher catch rates for the NWFSC survey, especially south of San Francisco, relative to the Triennial trawl survey. Legend circles indicate catch rates of 10 individuals per hectare. The two are directly comparable only for 2004 when they were conducted nearly simultaneously.

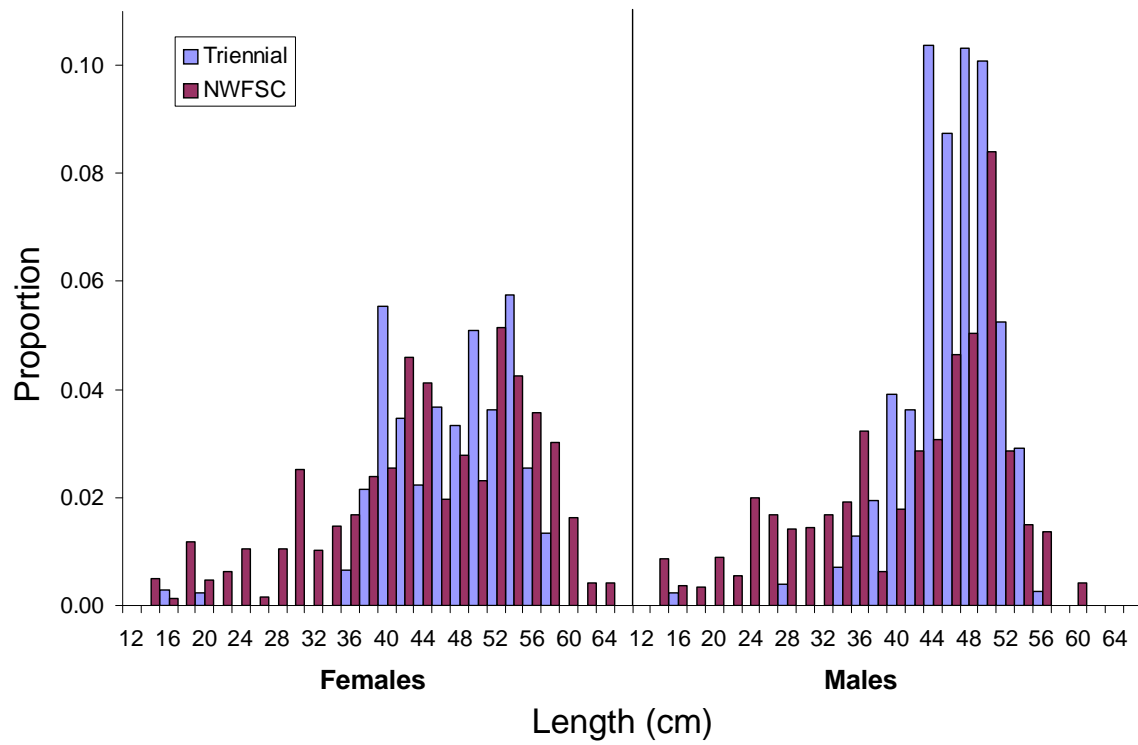


Figure 13. Length-frequency distributions for males and females from the 2004 NWFSC and triennial trawl surveys.

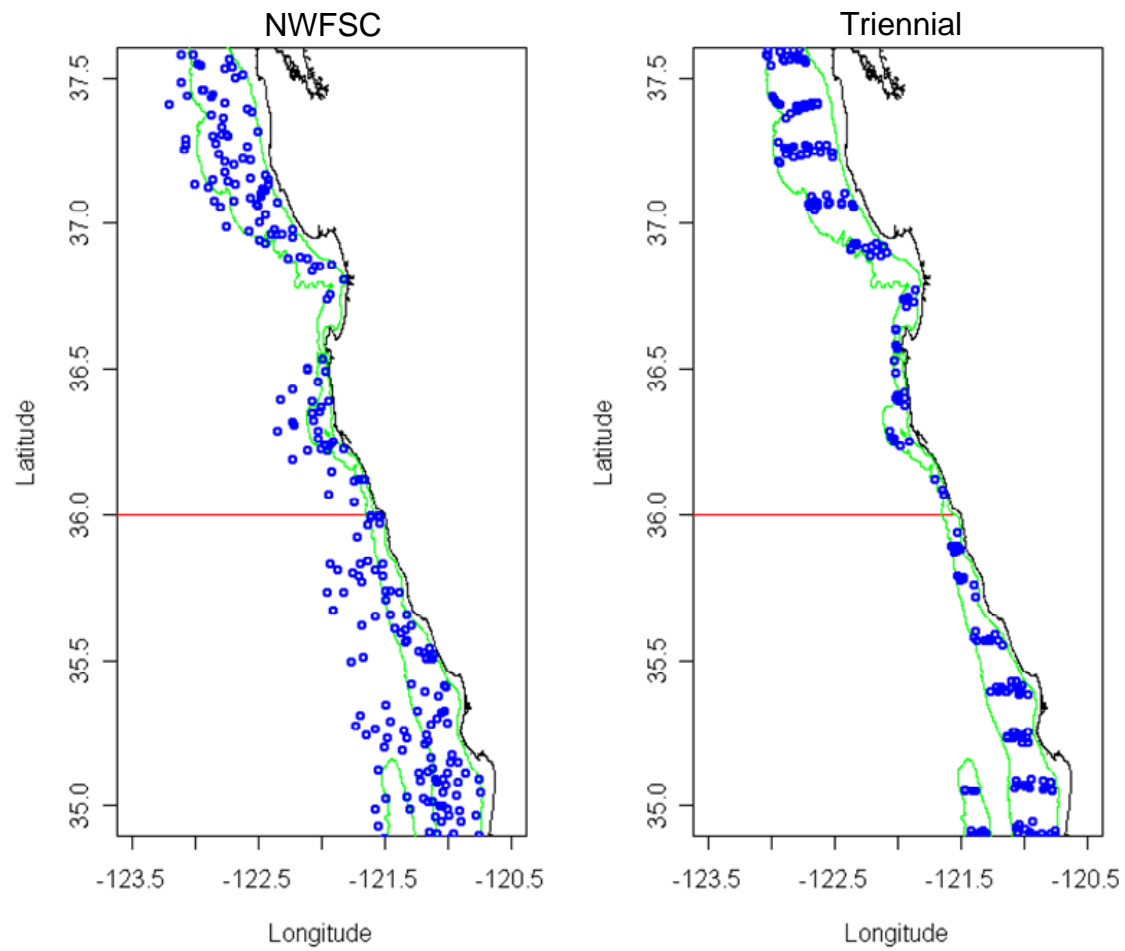


Figure 14. Survey tow locations in 2004, showing the difference in station design for the NWFSC survey relative to the Triennial trawl survey.

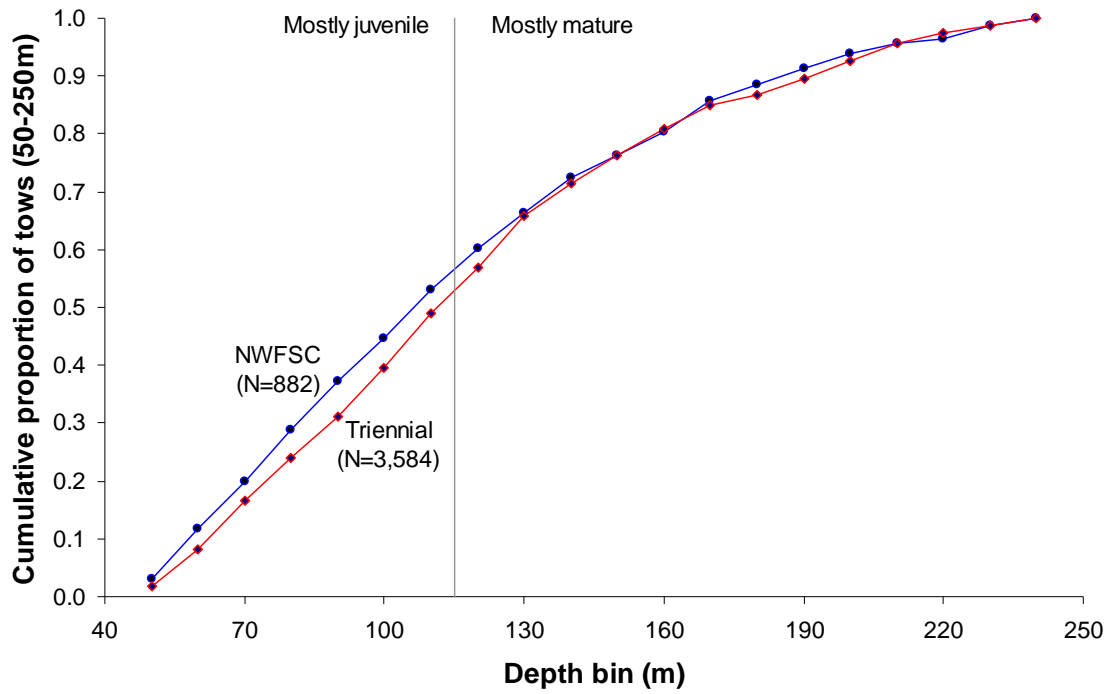


Figure 15. Relative effort (tows completed) by 10m depth bin for the NWFSC and triennial surveys.

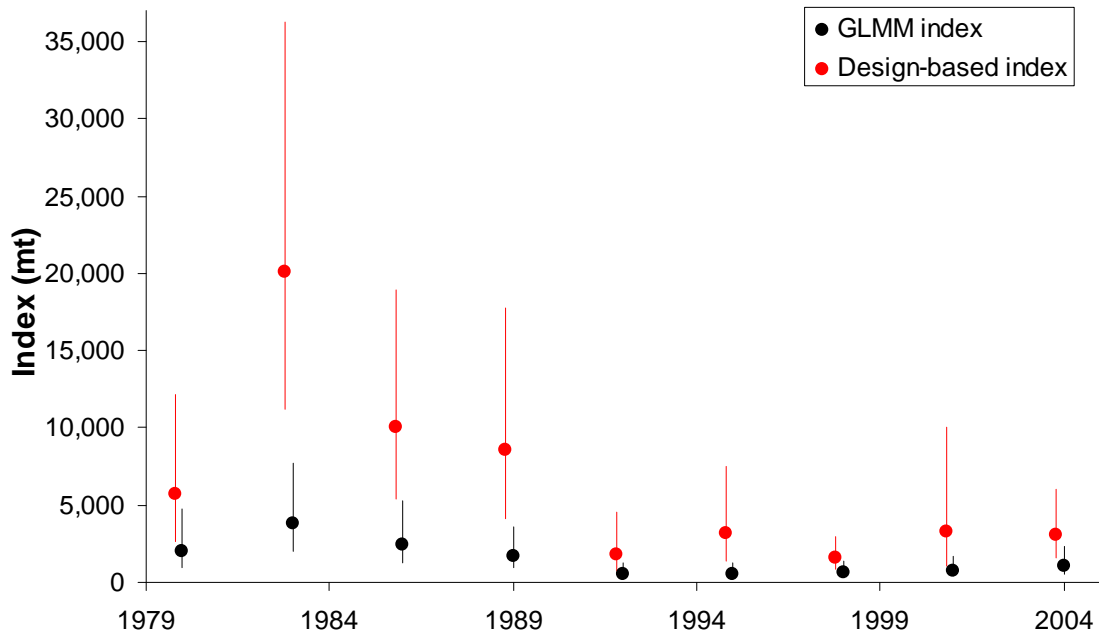


Figure 16. Comparison of GLMM vs. design-based indices of abundance from the triennial survey 1980-2004. Vertical lines indicate +/- 95% confidence intervals based on an assumption of lognormal error.

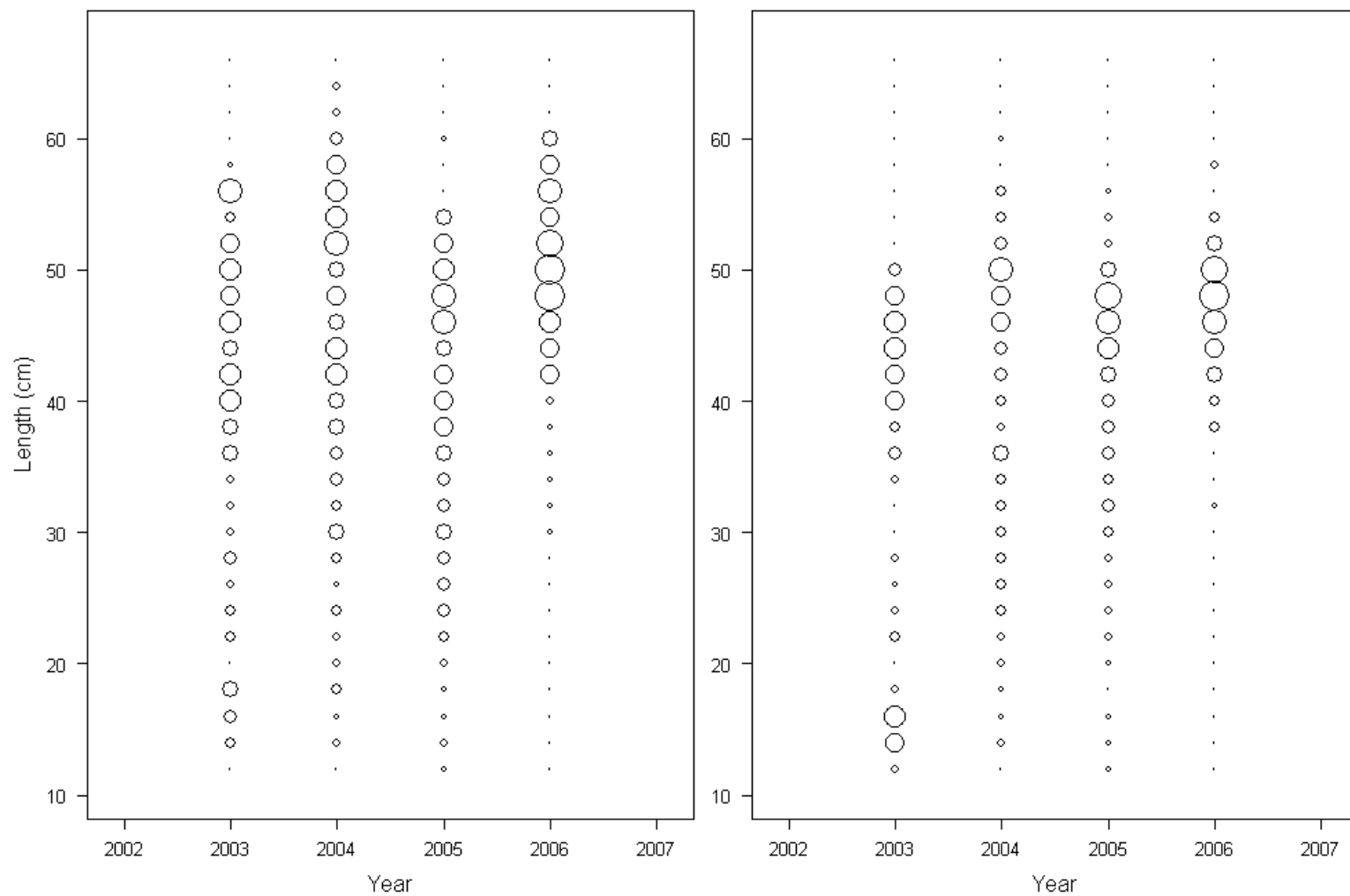


Figure 17. Length-frequency distributions for female (left panel) and male (right panel) canary rockfish from the NWFSC bottom trawl survey. The largest female bubble represents a proportion of 0.08, males represents 0.13.

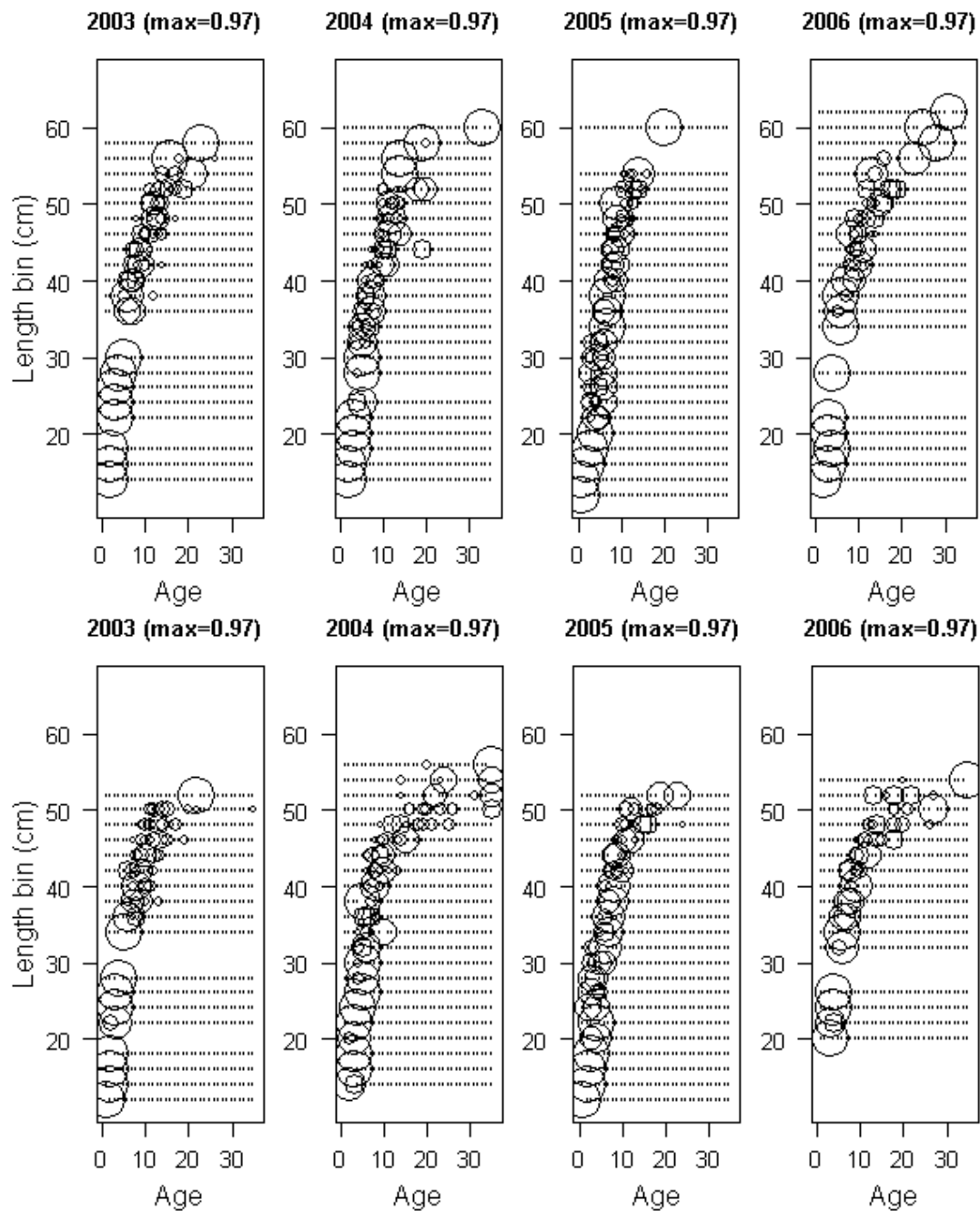


Figure 18. Conditional age-frequency distributions for female (upper panels) and male (lower panels) canary rockfish from the NWFSC survey. Largest circle in each panel represents the maximum proportion value listed in the title.

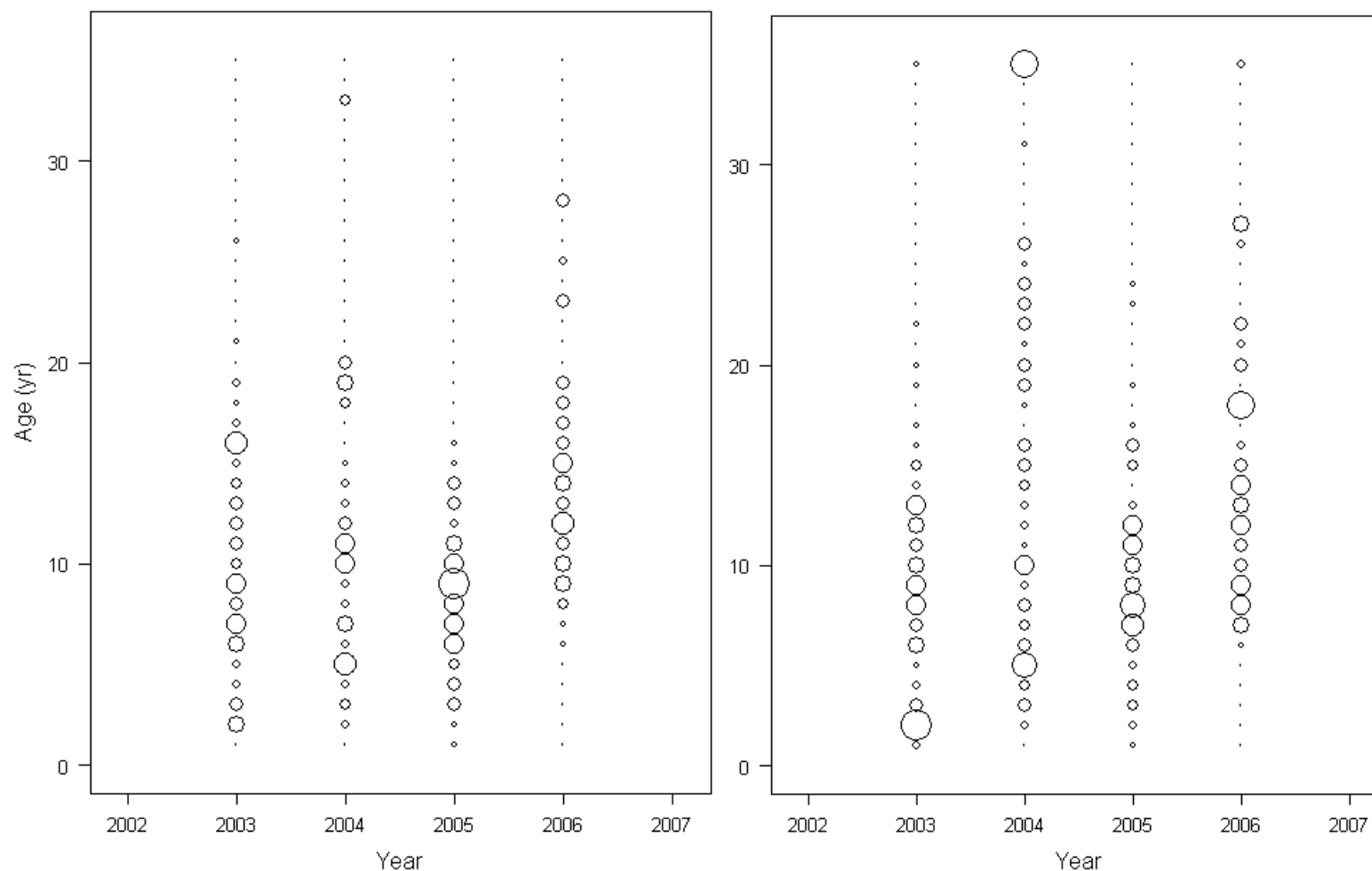


Figure 19. Marginal age-frequency distributions for female (left panel) and male (right panel) canary rockfish from the NWFSC survey. The largest female bubble represents a proportion of 0.13, males represents 0.12. Note that these plots are intended to provide another view of the age data and are for comparison only, as the conditional age-frequency distributions are contributing to the total likelihood.

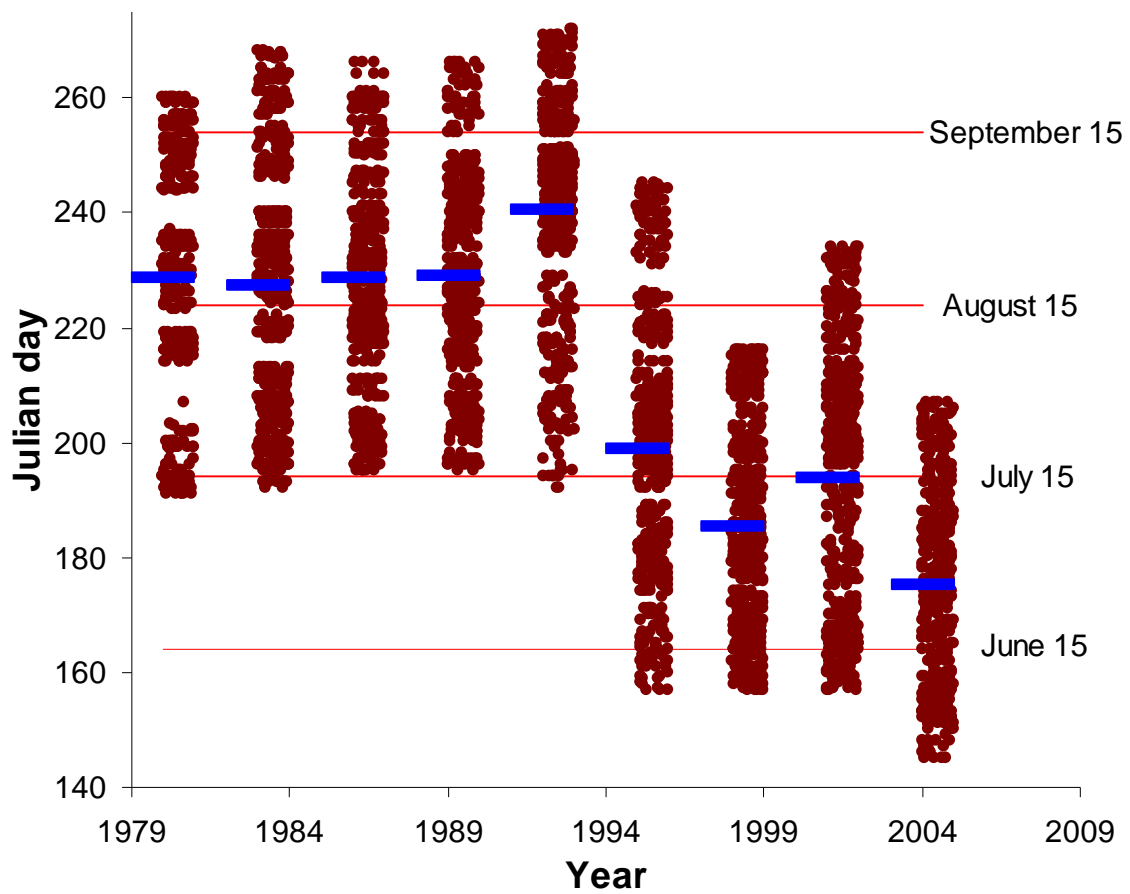


Figure 20. Distribution of dates of operation for the triennial survey (1980-2004). Solid bars show the mean date for each survey year, points represent individual hauls dates, but are jittered to allow better delineation of the distribution of individual points.

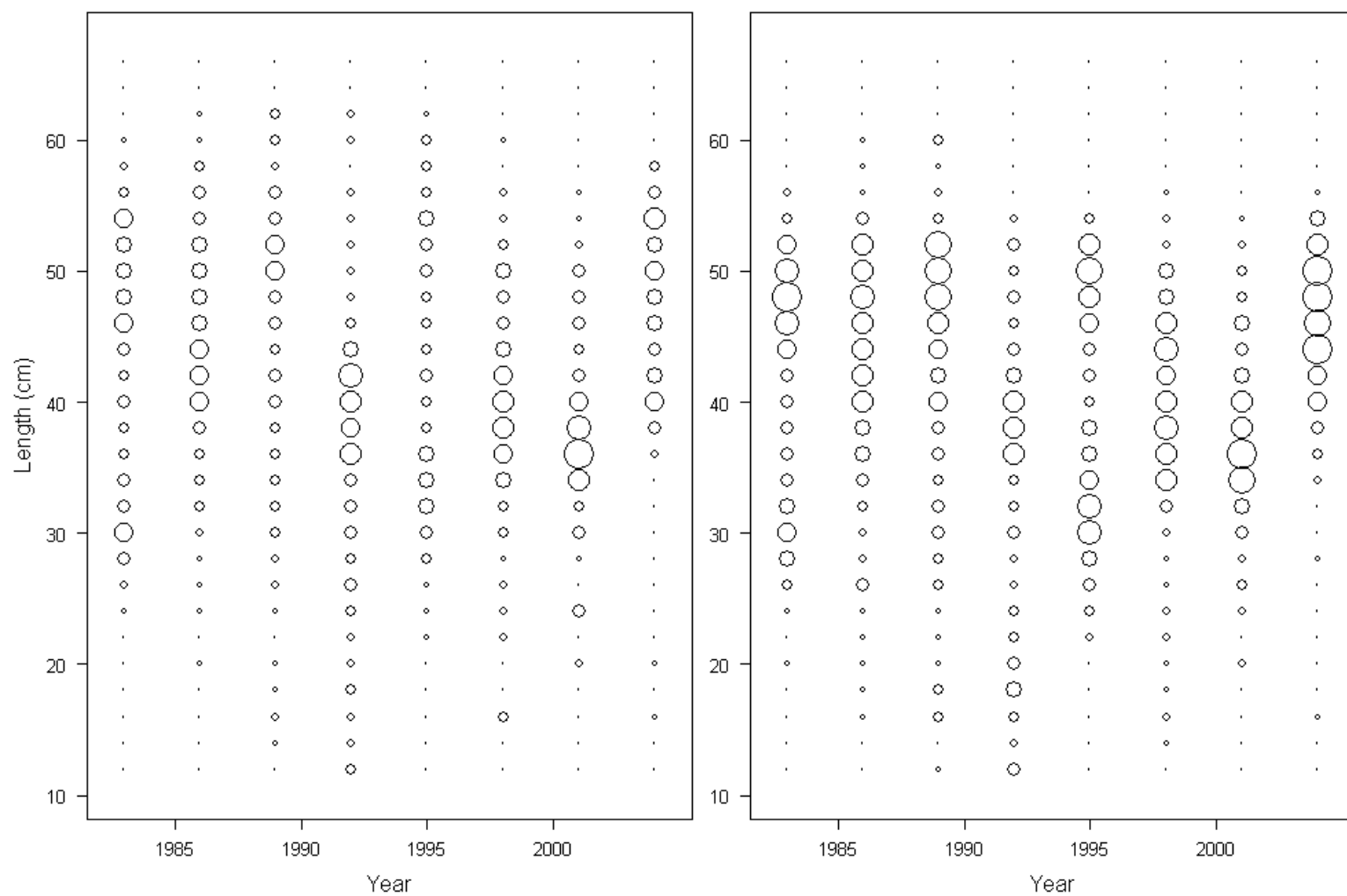


Figure 21. Length-frequency distributions for female (left panel) and male (right panel) canary rockfish from the triennial bottom trawl survey. The largest female bubble represents a proportion of 0.12, males represents 0.10.

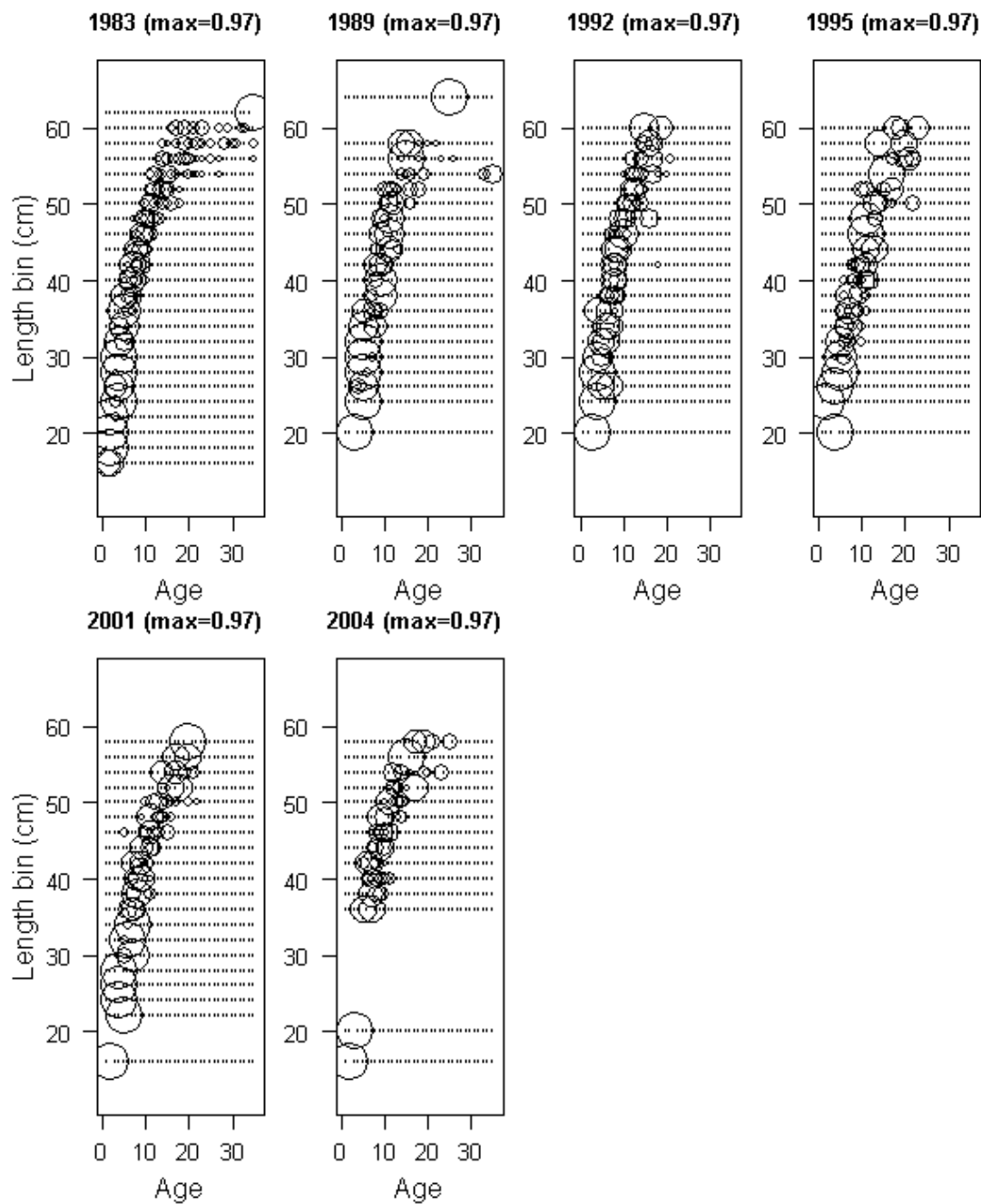


Figure 22. Conditional age-frequency distributions for female canary rockfish from the NMFS triennial survey.

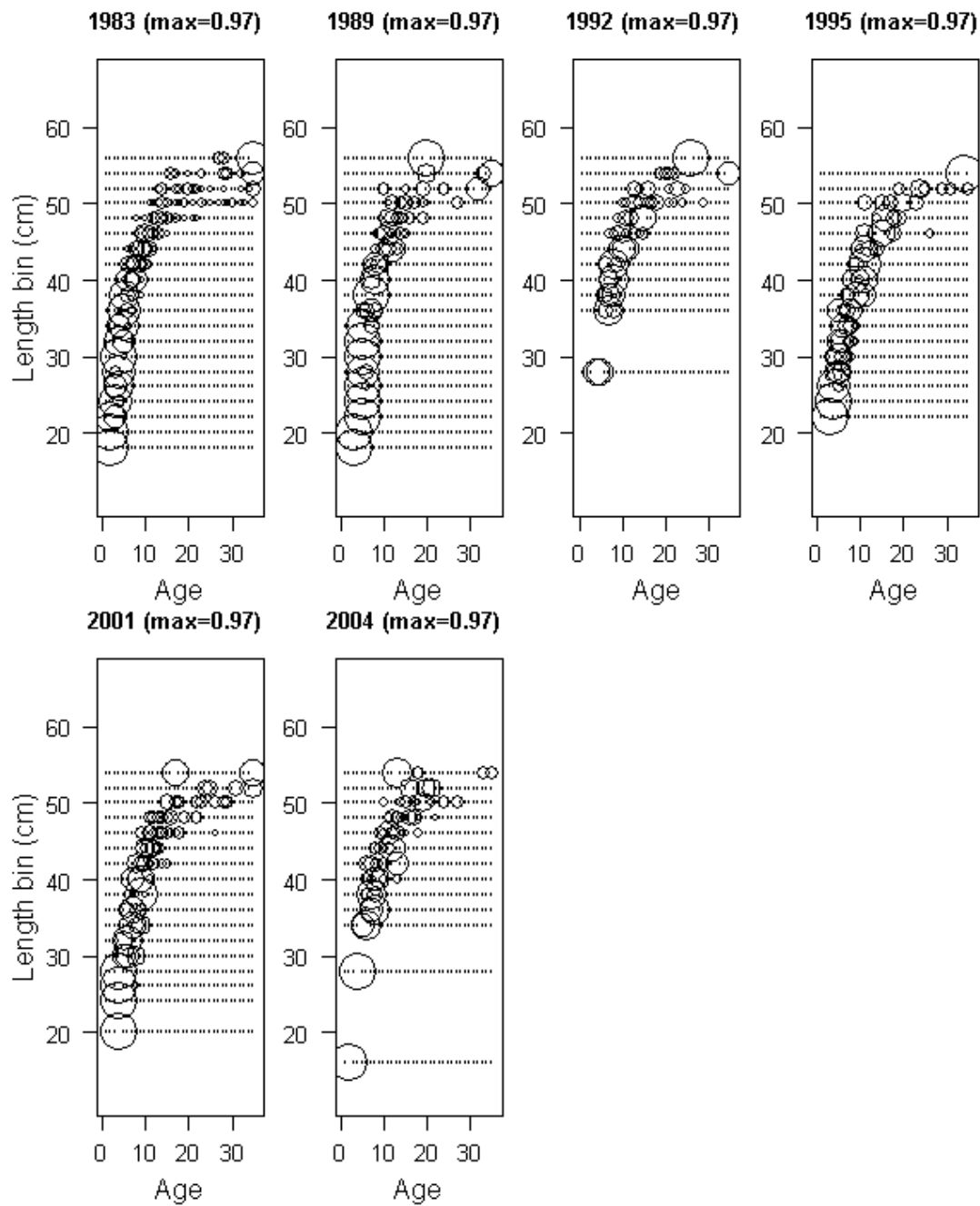


Figure 23. Conditional age-frequency distributions for male canary rockfish from the NMFS triennial survey.

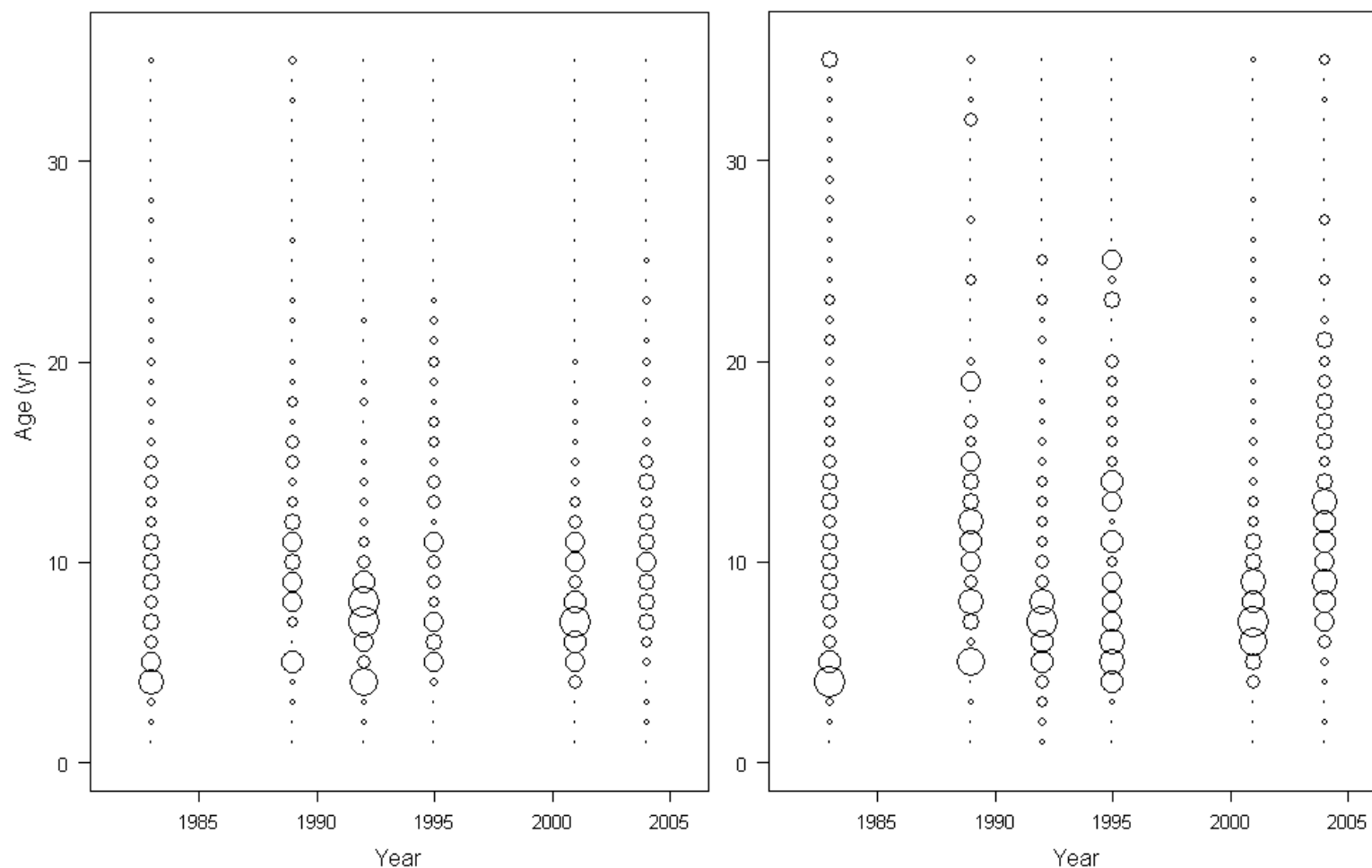


Figure 24. Marginal age-frequency distributions for female (left panel) and male (right panel) canary rockfish from the triennial survey. The largest female bubble represents a proportion of 0.12, males represents 0.10. Note that these plots are intended to provide another view of the age data and are for comparison only, as the conditional age-frequency distributions are contributing to the total likelihood.

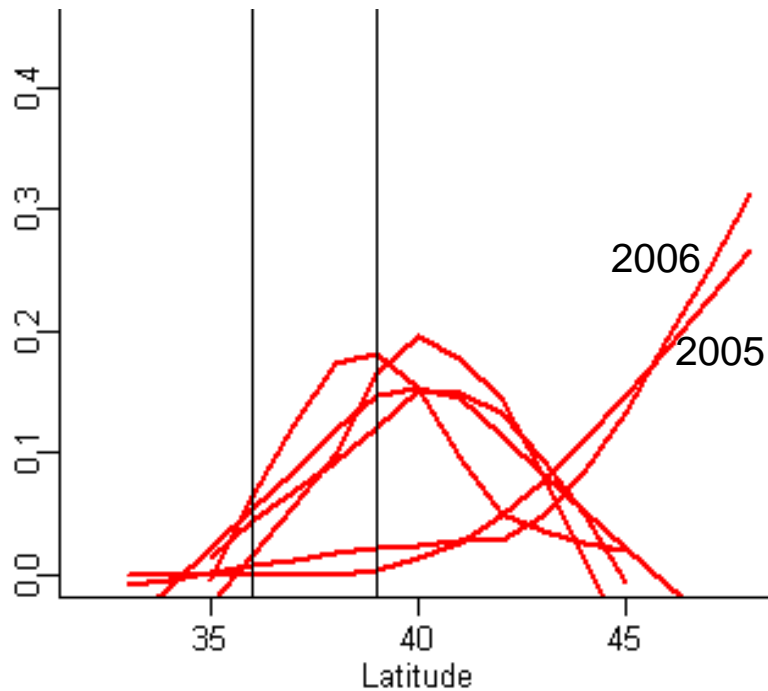


Figure 25. Coast-wide pre-recruit canary rockfish catches, 2001-2006, binned and smoothed over latitude, showing the northward distribution of catches in 2005 and 2006. Vertical lines indicate the “core area” survey conducted from 1983-2006.

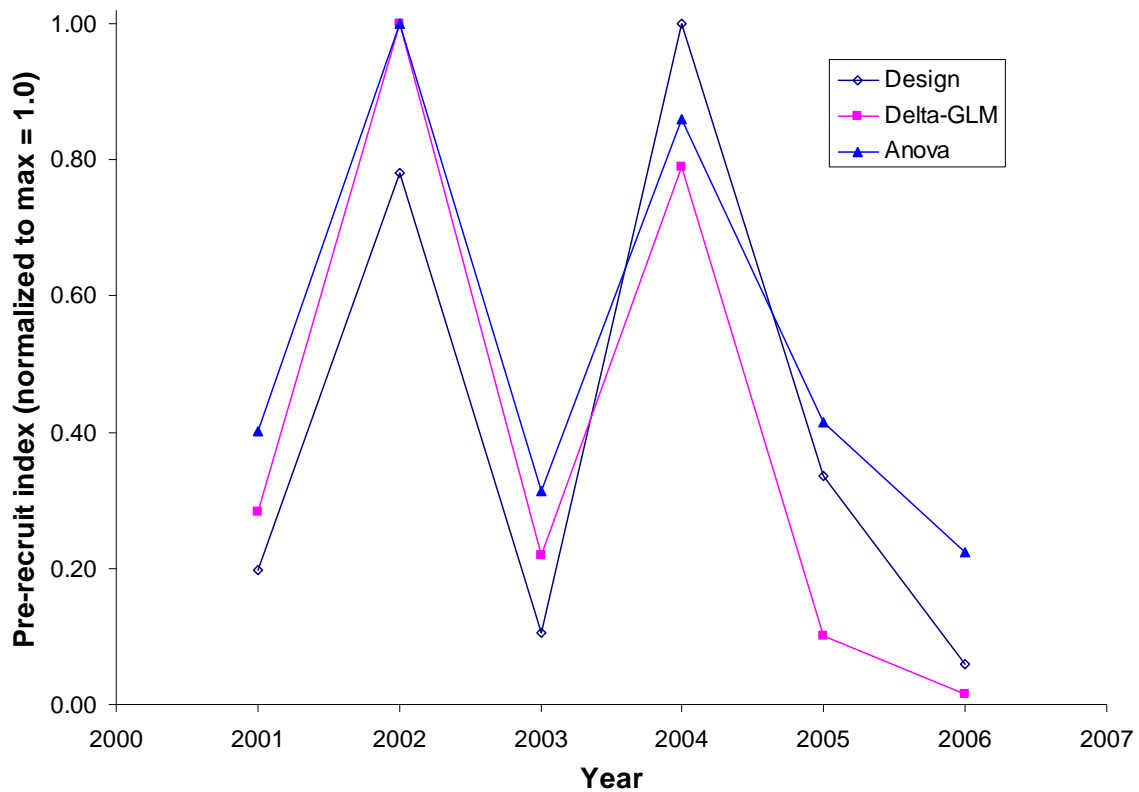


Figure 26. Comparison of alternate estimators for the pre-recruit index (Provided by S. Ralston, SWFSC).

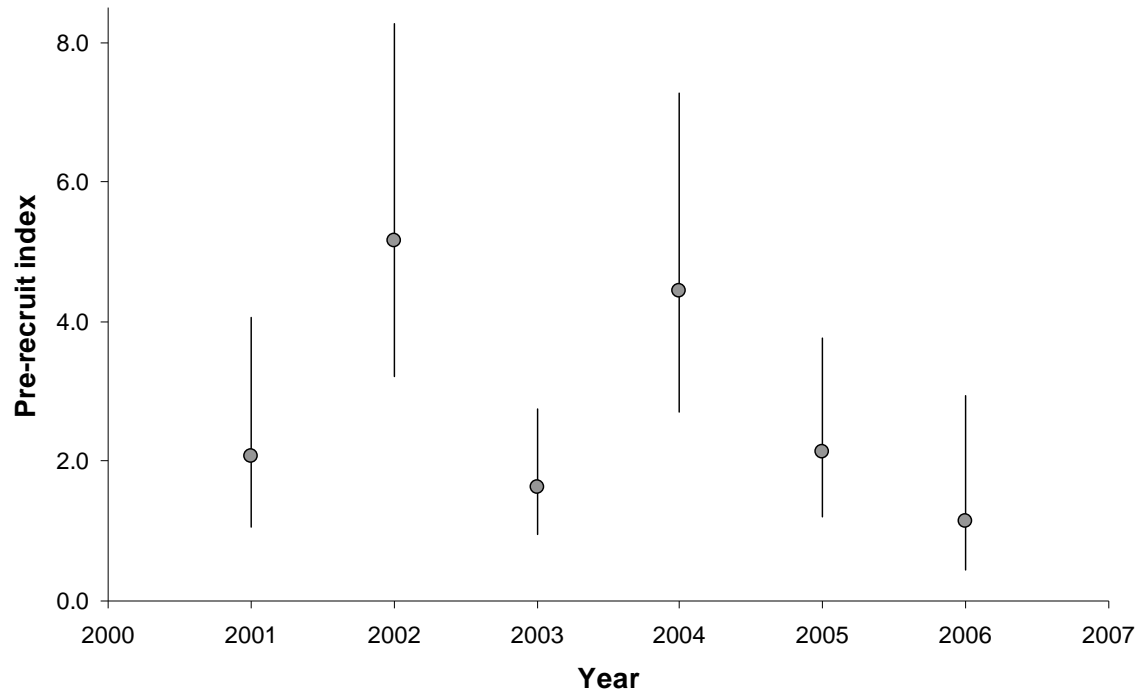


Figure 27. Coast-wide pre-recruit index for canary rockfish, 2001-2006.

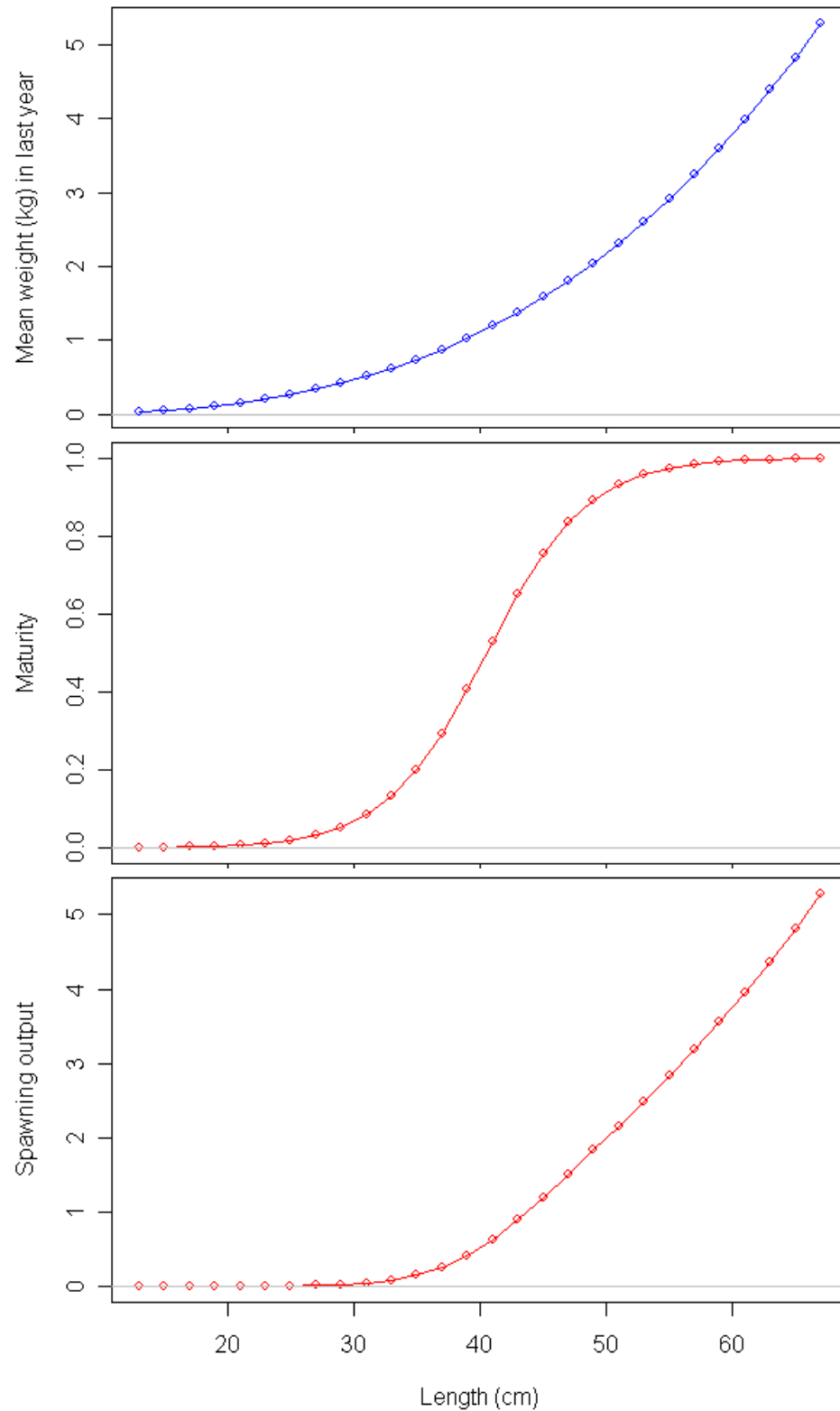


Figure 28. Biological relationships used for canary rockfish weight-length relationship (both sexes, upper panel), maturity ogive (females only, center panel) and spawning output (lower panel) as a function of length.

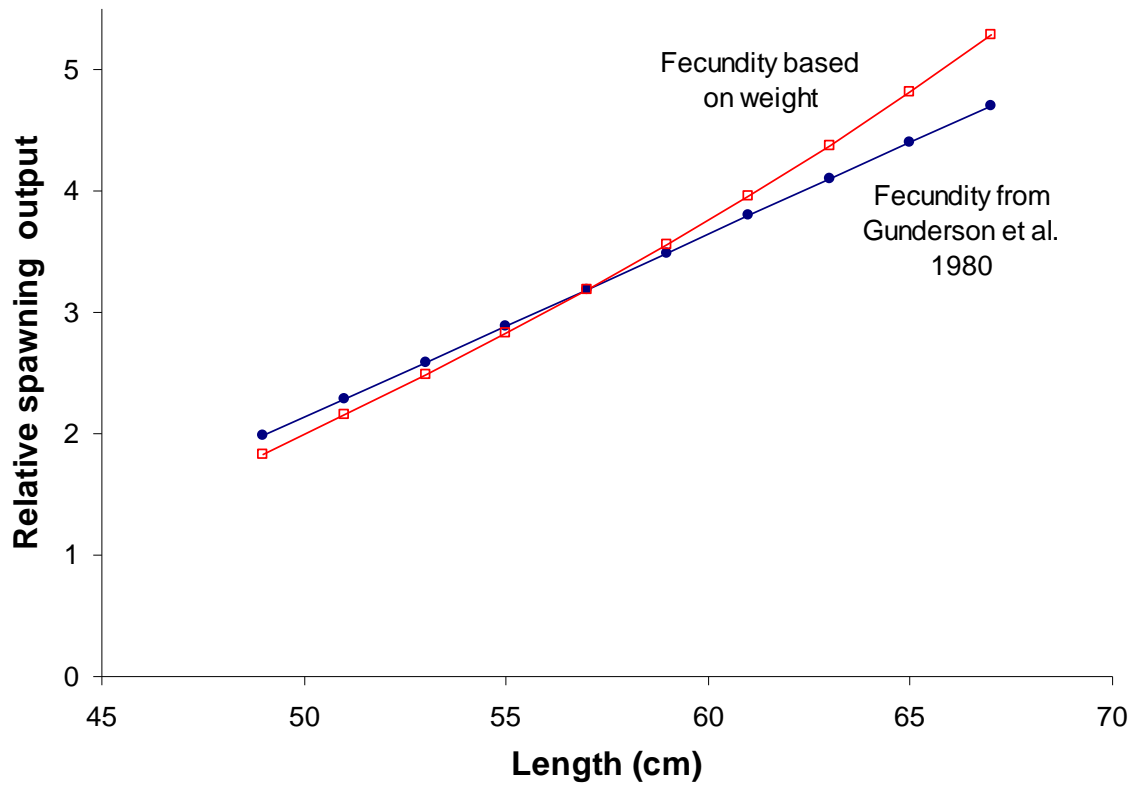


Figure 29. Fecundity-at-length relationships based on the assumption that fecundity is proportional to body weight (used in this assessment) and a linear relationship between fecundity and length using observations from a limited range of lengths (Gunderson et al. 1980).

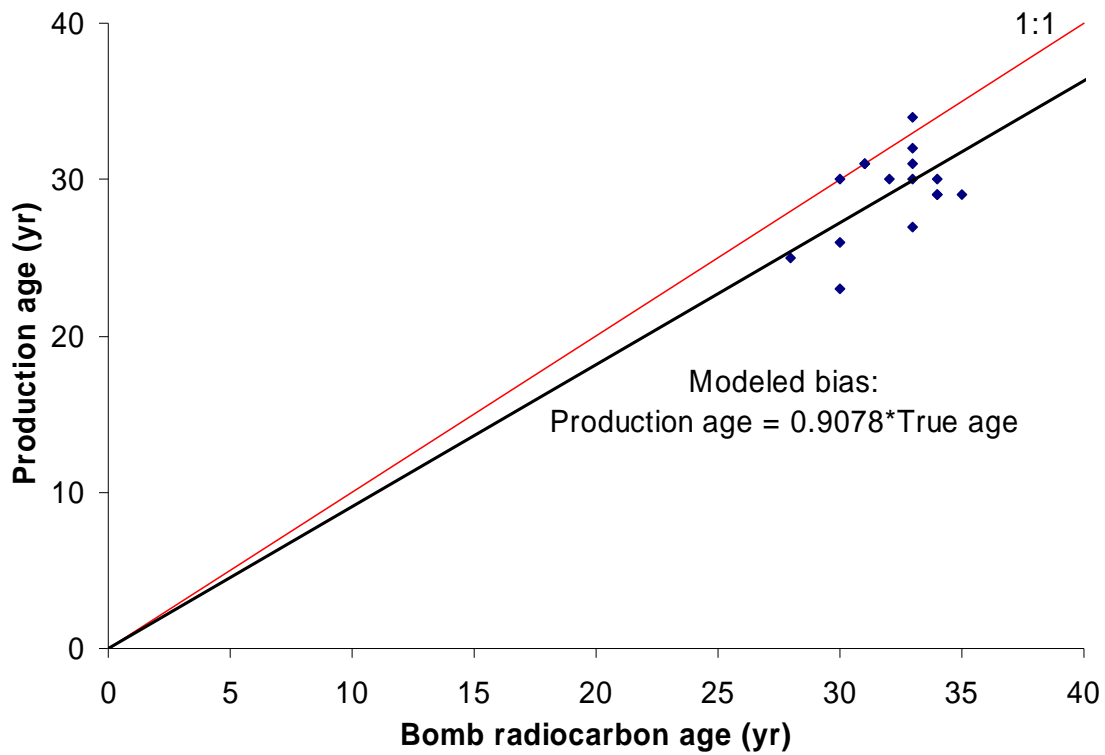


Figure 30. Ageing bias assumed in the 2005 assessment model based on bomb radiocarbon analysis of 16 canary rockfish otoliths (Data from: Piner et al. 2005).

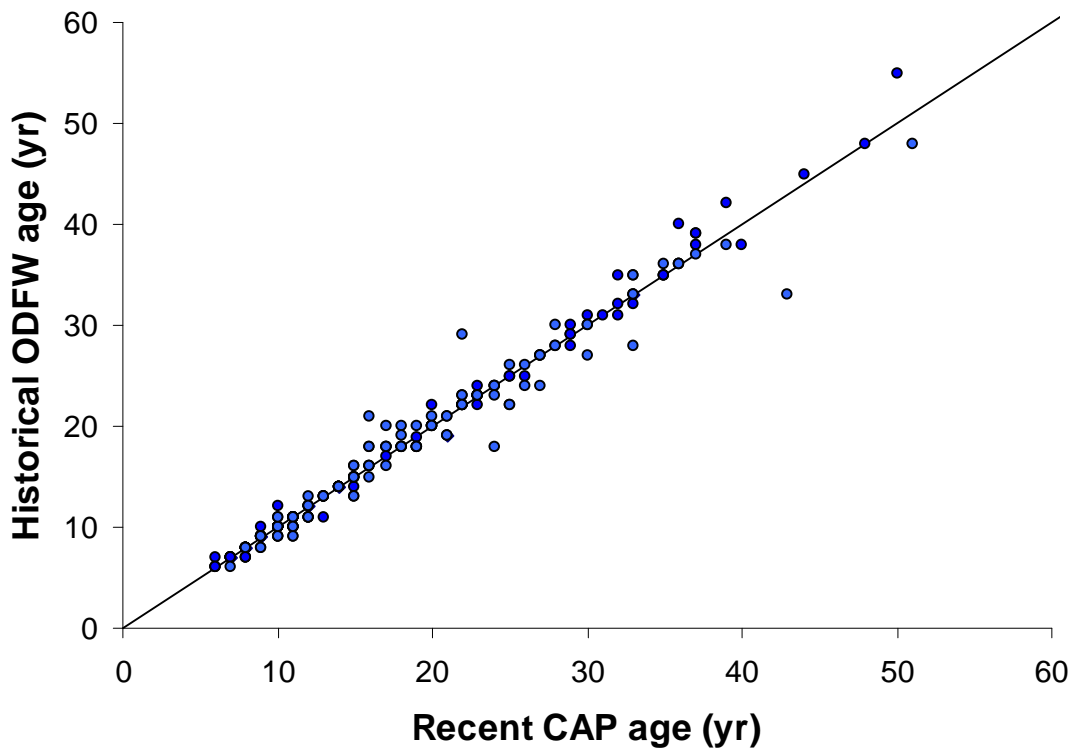


Figure 31. Comparison of cross-reads between recent CAP agers and ~100 otoliths from the mid-1980s.

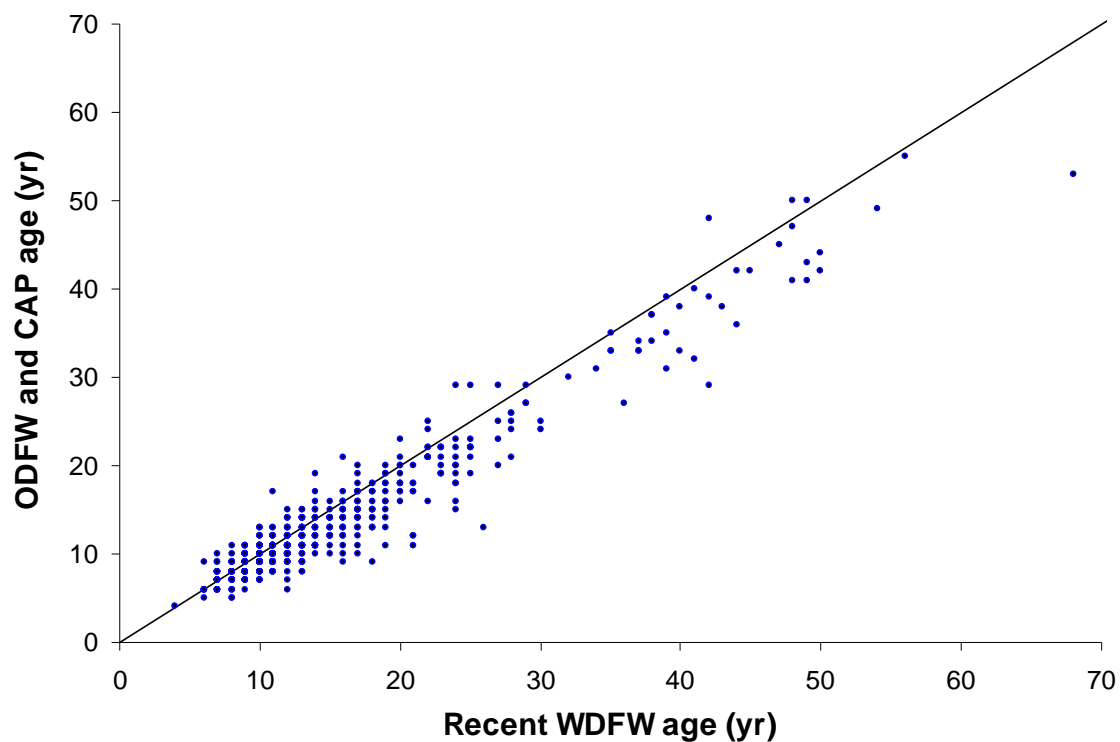


Figure 32. Comparison of cross-reads between ODFW/CAP agers and WDFW agers for ~600 otoliths. Solid line indicates the 1:1 relationship, the increased frequency of points below the line indicates a small, but consistent bias toward underageing by ODFW/CAP readers that is accounted for in the ageing error keys used in the stock assessment model.

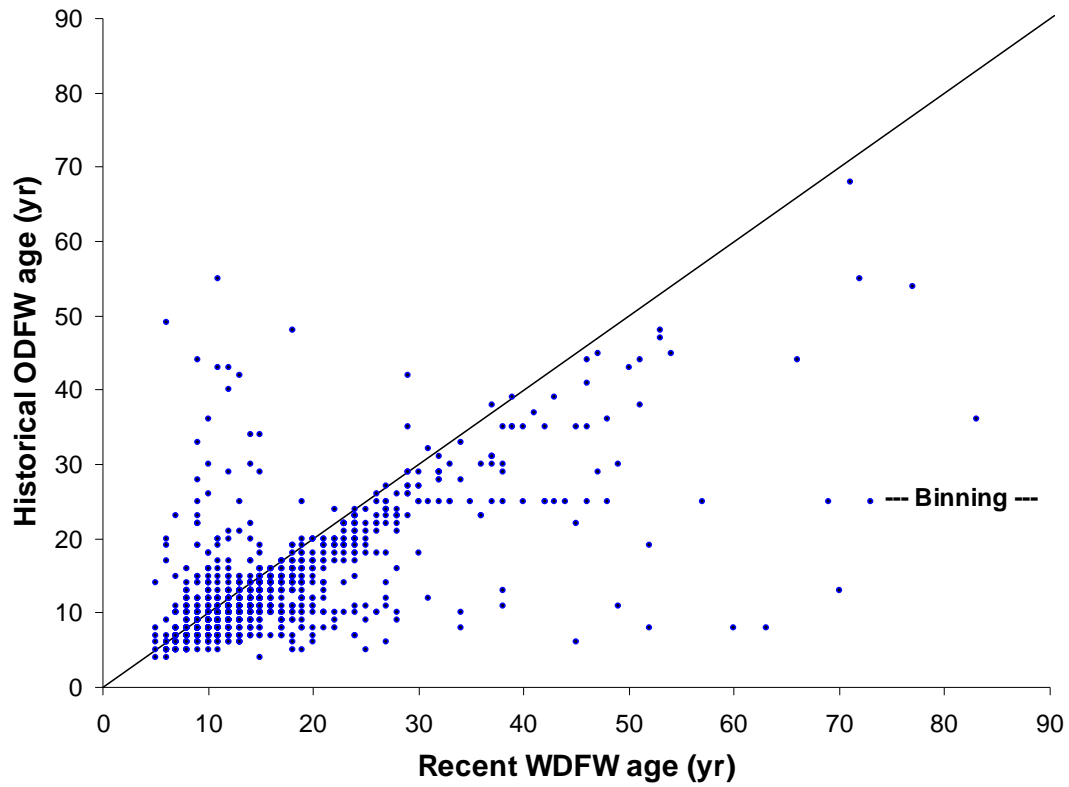


Figure 33. Comparison of cross-reads between recent WDFW agers and ~1600 otoliths from the mid-1980s. These data were the impetus to resolve both the issue of ‘binned’ ages and the ultimate removal of low-quality age data from the assessment data.

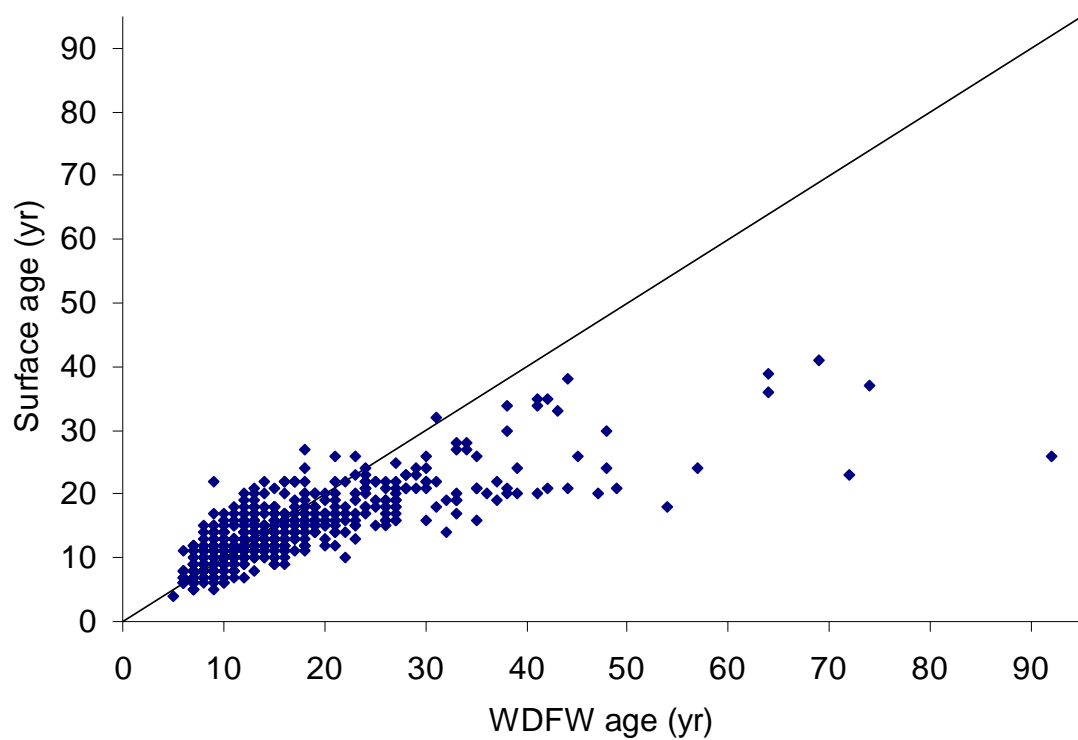


Figure 34. Comparison of cross-reads between surface read ages and WDFW ages for ~800 otoliths. Solid line indicates the 1:1 relationship; the increased frequency of points below the line at older ages indicates a bias toward underageing by ODFW surface methods.

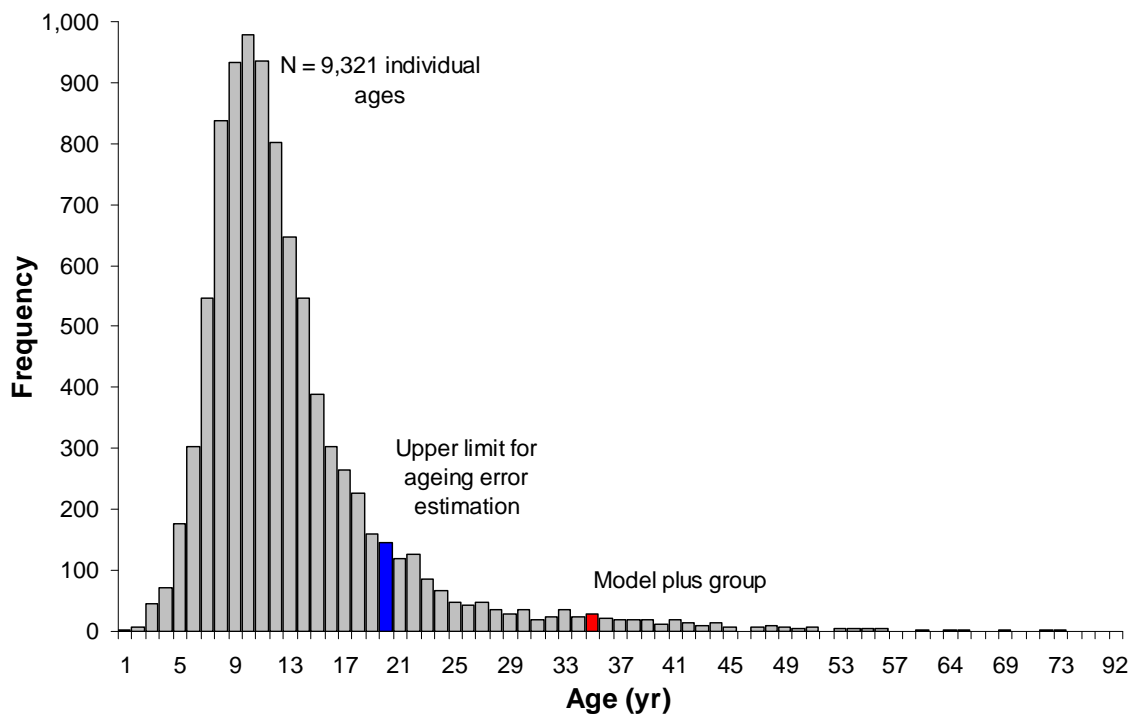


Figure 35. Distribution of double- and triple-reads used to calculate the ageing error keys.

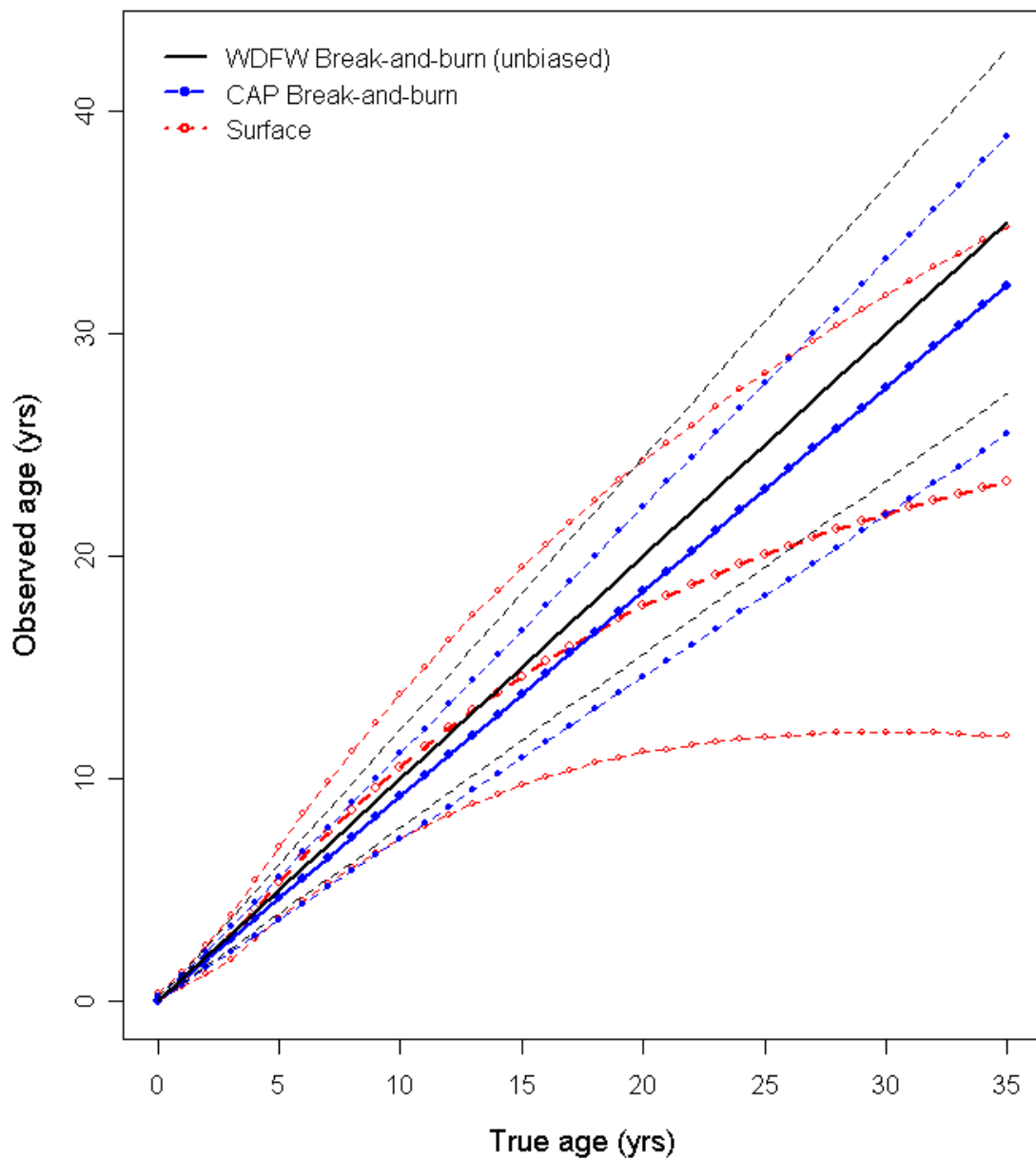


Figure 36. Estimates of relative bias and precision (± 1.96 SDs indicated by the lighter lines for each series) for the WDFW ageing lab, the CAP ageing lab and all ages based on surface reading methodology.

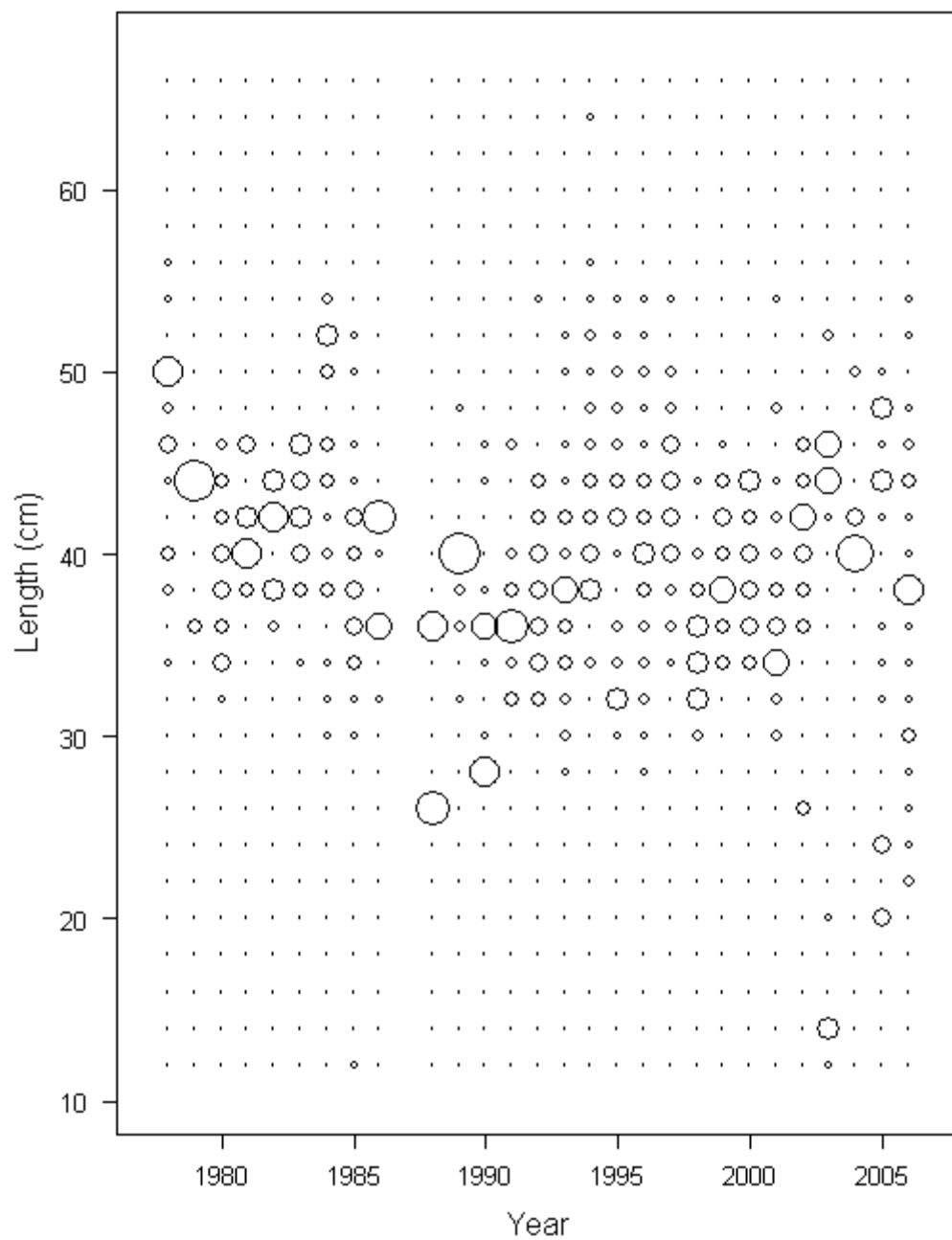


Figure 37. Length-frequency data for the southern California trawl fleet, sexes combined. The largest bubble represents a proportion of 0.85.

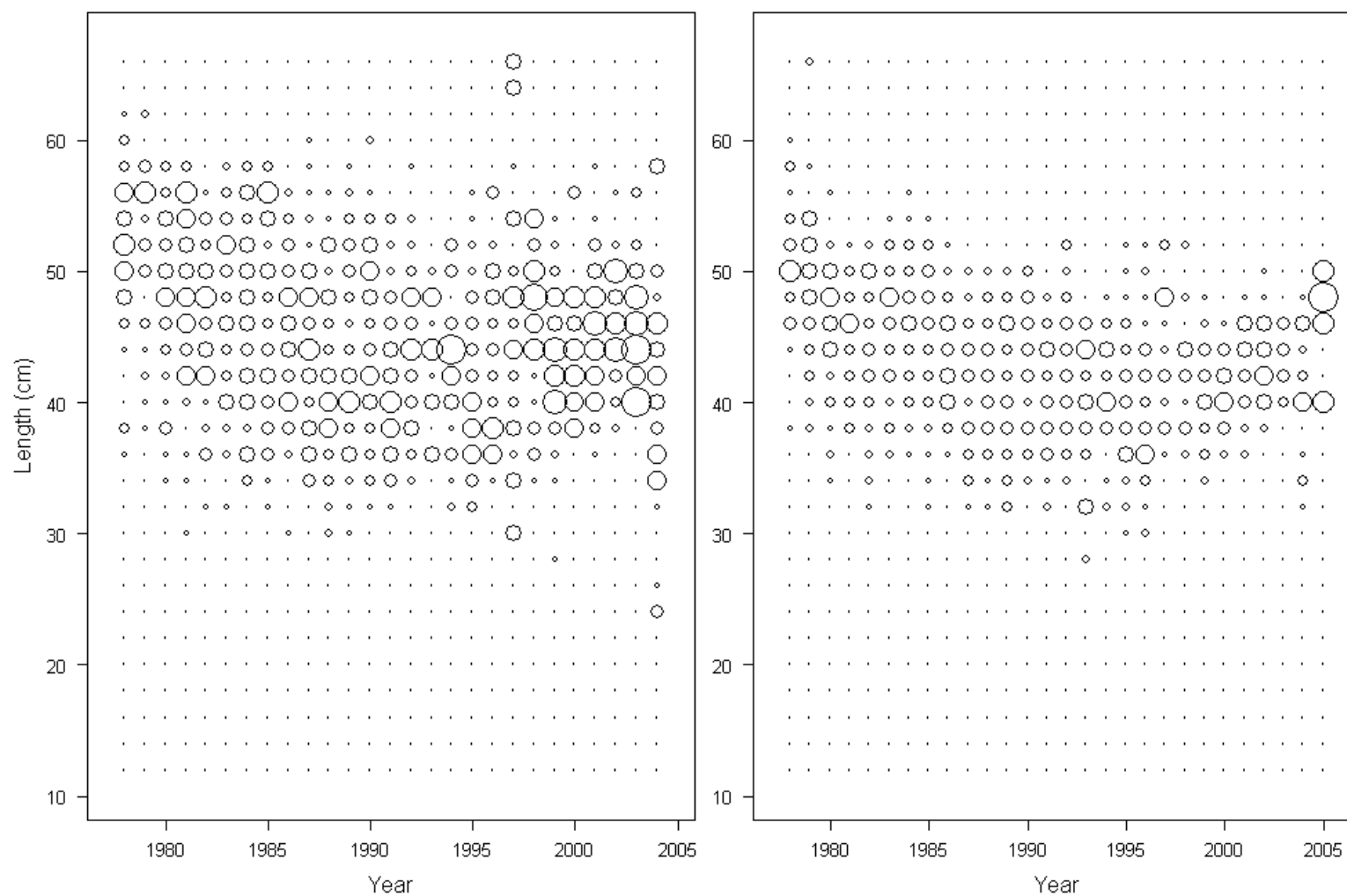


Figure 38. Length-frequency data for female (left panel) and male (right panel) canary rockfish from the northern California trawl fleet. The largest female bubble represents a proportion of 0.17, males represents 0.39.

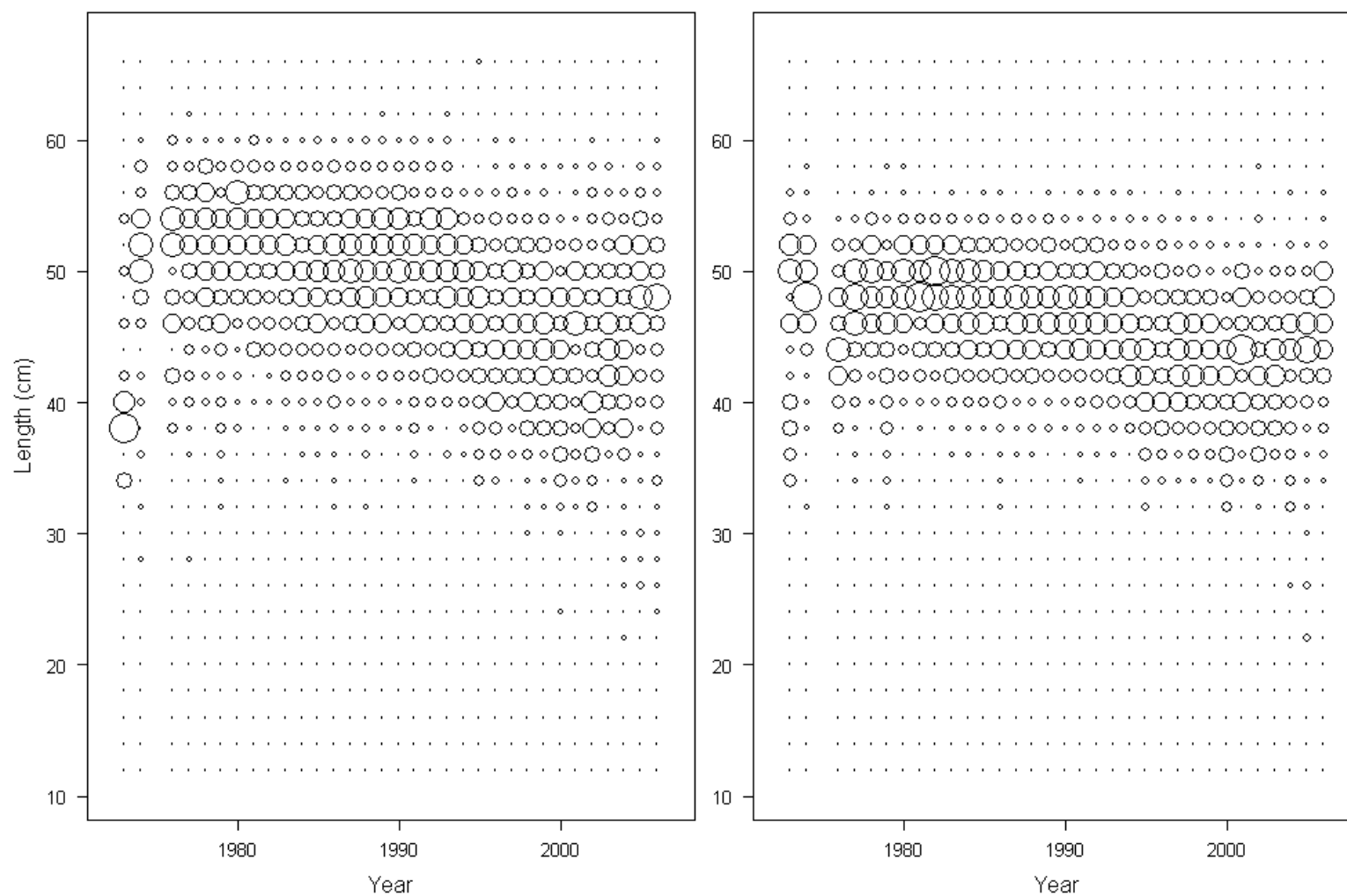


Figure 39. Length-frequency data for female (left panel) and male (right panel) canary rockfish from the Oregon trawl fleet. The largest female bubble represents a proportion of 0.15, males represents 0.20.

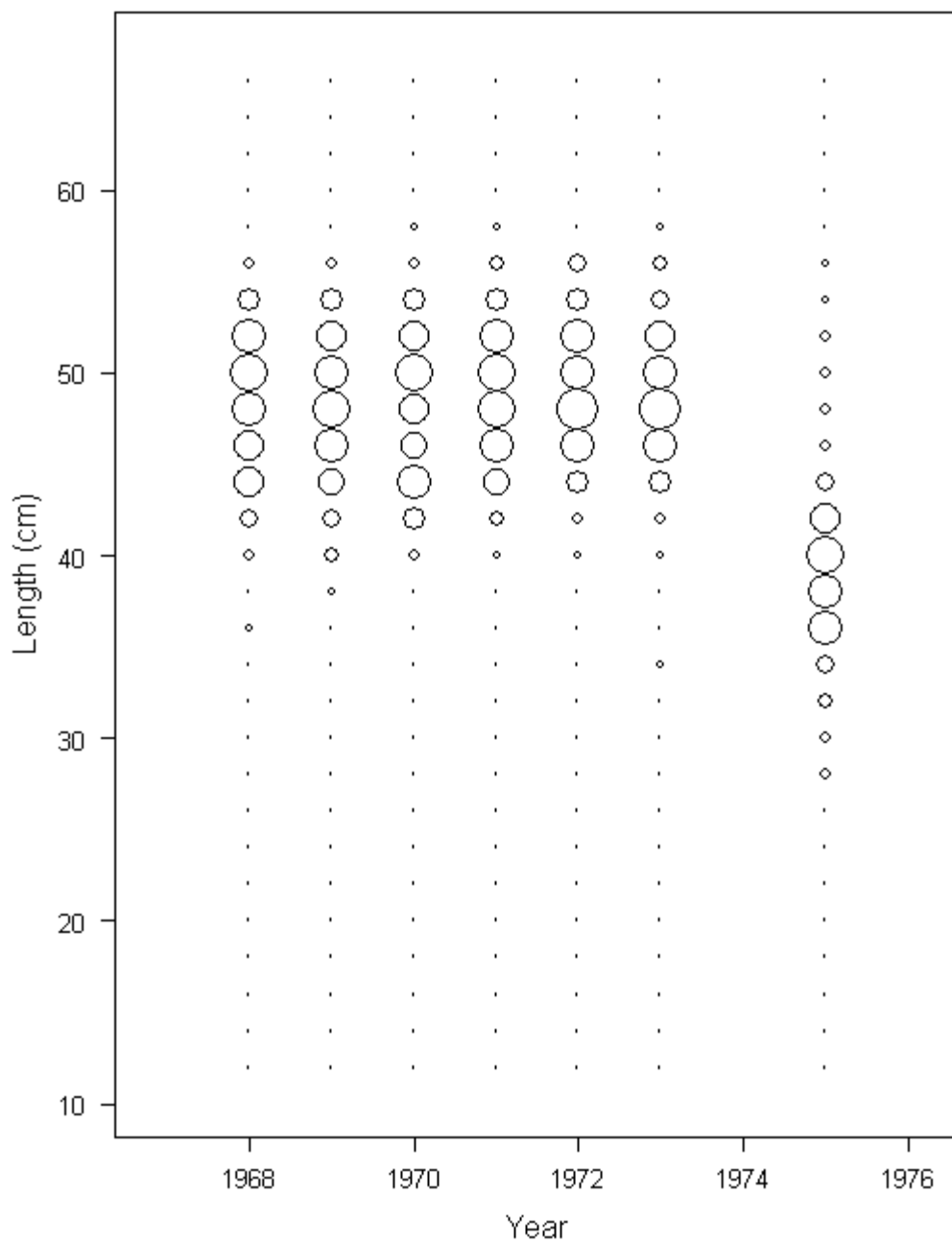


Figure 40. Combined-sex length-frequency data for the early Washington trawl fleet, when sex-specific information was not collected. The largest bubble represents a proportion of 0.27.

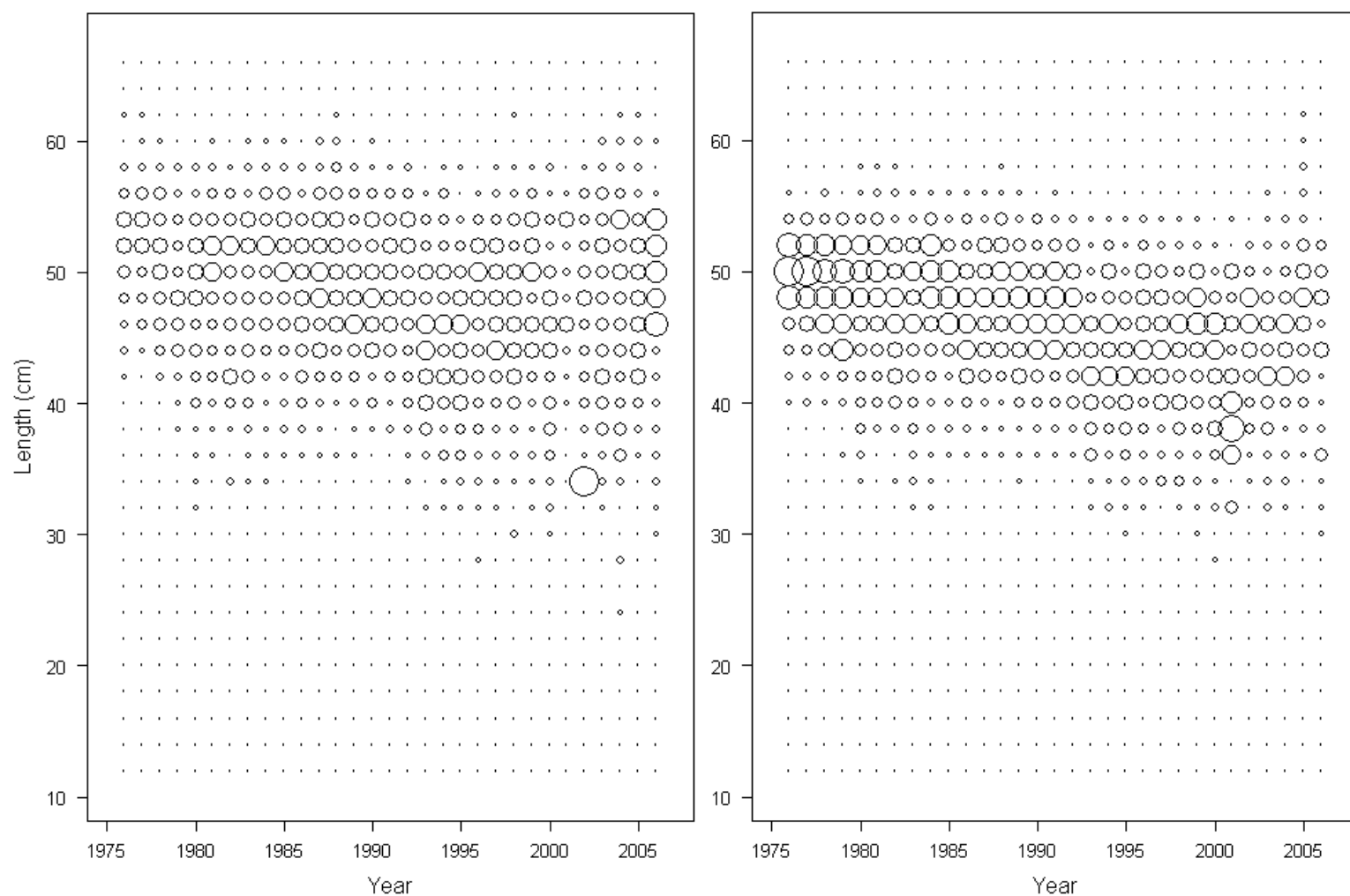


Figure 41. Length-frequency data for female (left panel) and male (right panel) canary rockfish from the Washington trawl fleet. The largest female bubble represents a proportion of 0.20, males represents 0.24.

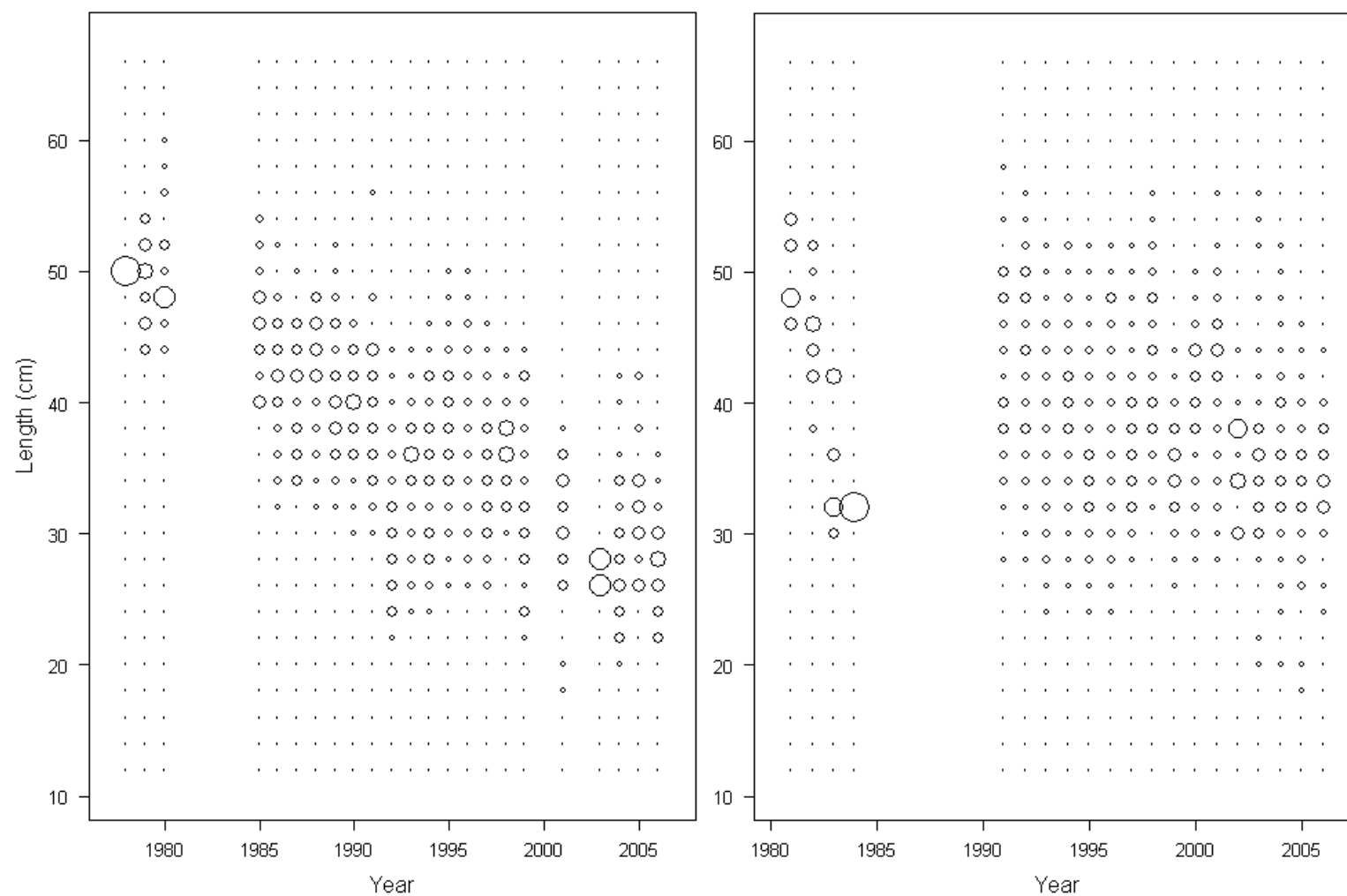


Figure 42. Length-frequency data for canary rockfish from the southern (left panel) and northern (right panel) California non-trawl fleets, sexes combined. The largest southern bubble represents a proportion of 0.97, northern represents 0.97.

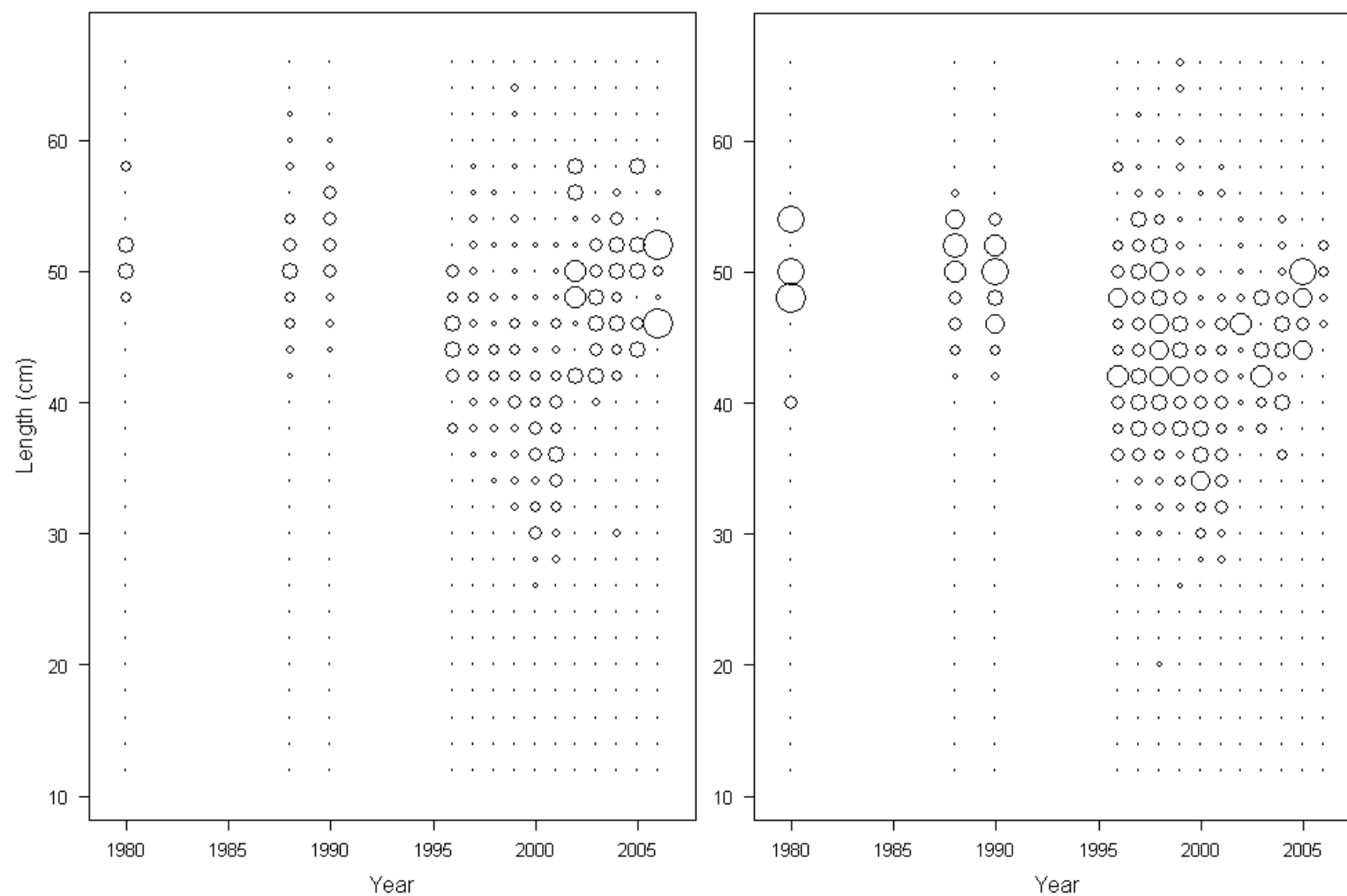


Figure 43. Length-frequency data for female (left panel) and male (right panel) canary rockfish from the combined Oregon and Washington non-trawl fleet. The largest female bubble represents a proportion of 0.41, males represents 0.22.

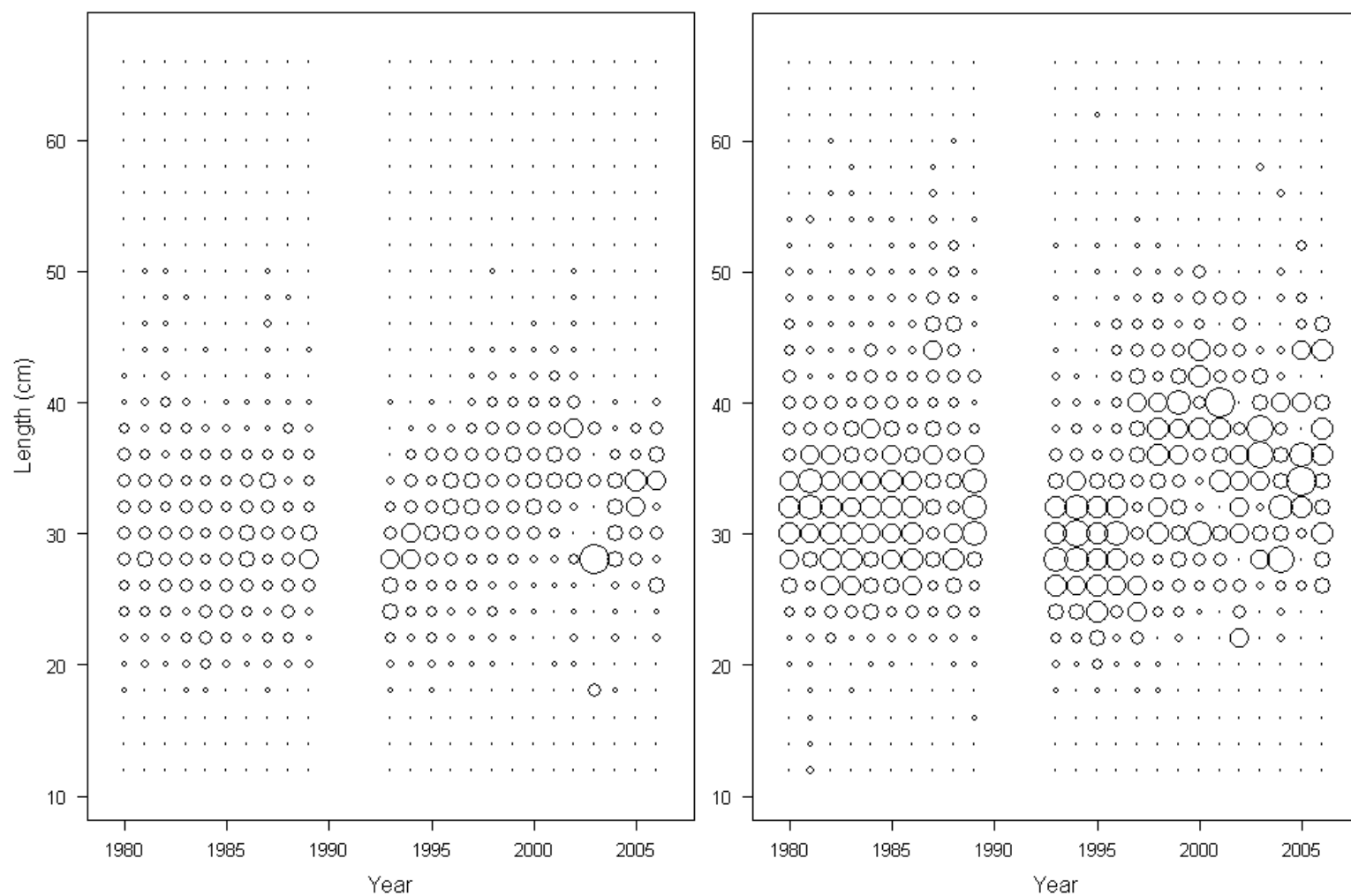


Figure 44. Length-frequency data for canary rockfish from the southern (left panel) and northern (right panel) California recreational fleets, sexes combined. The largest southern bubble represents a proportion of 0.61, northern represents 0.28.

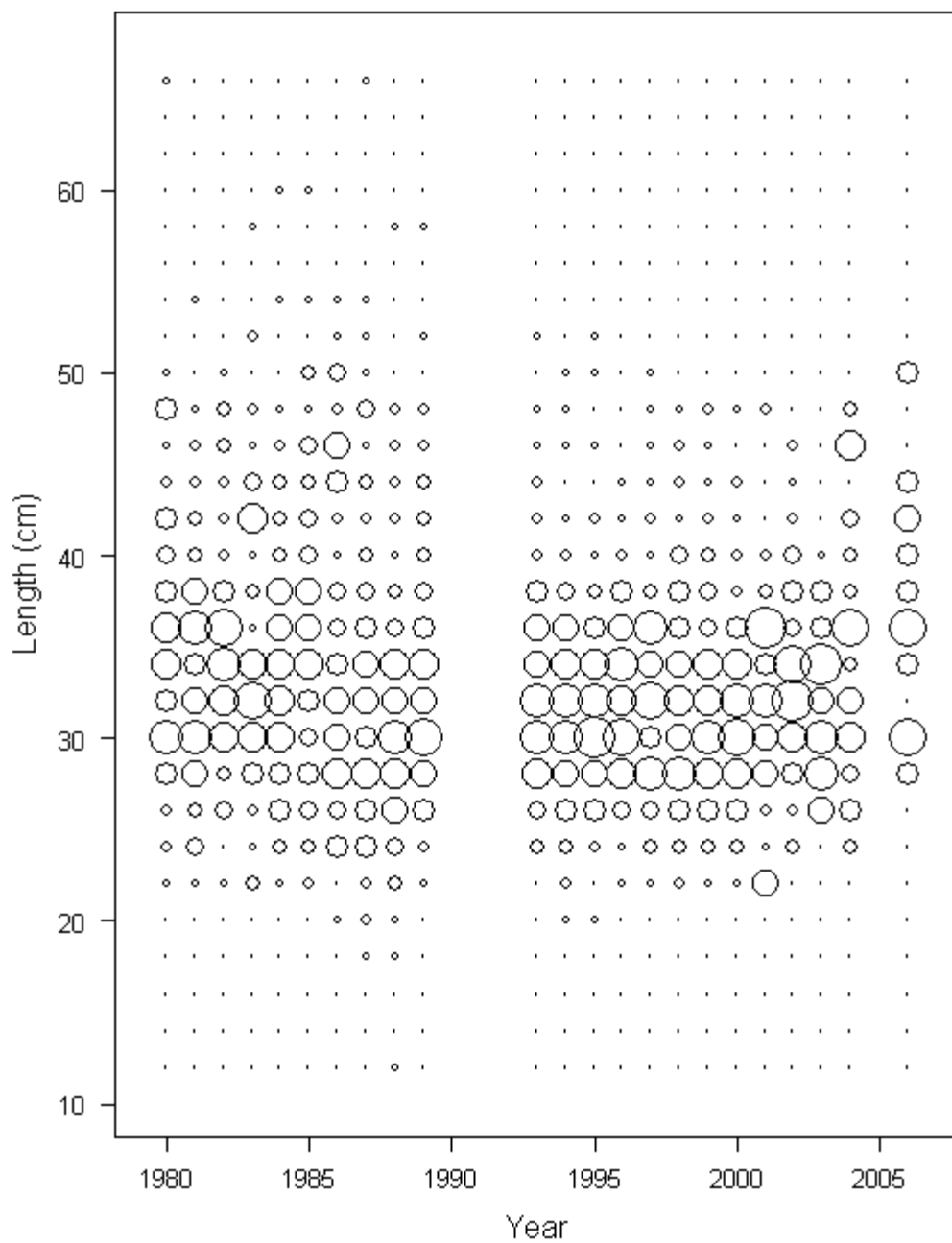


Figure 45. Length-frequency data for canary rockfish from the Oregon and Washington recreational fleet, sexes combined. The largest bubble represents a proportion of 0.28.

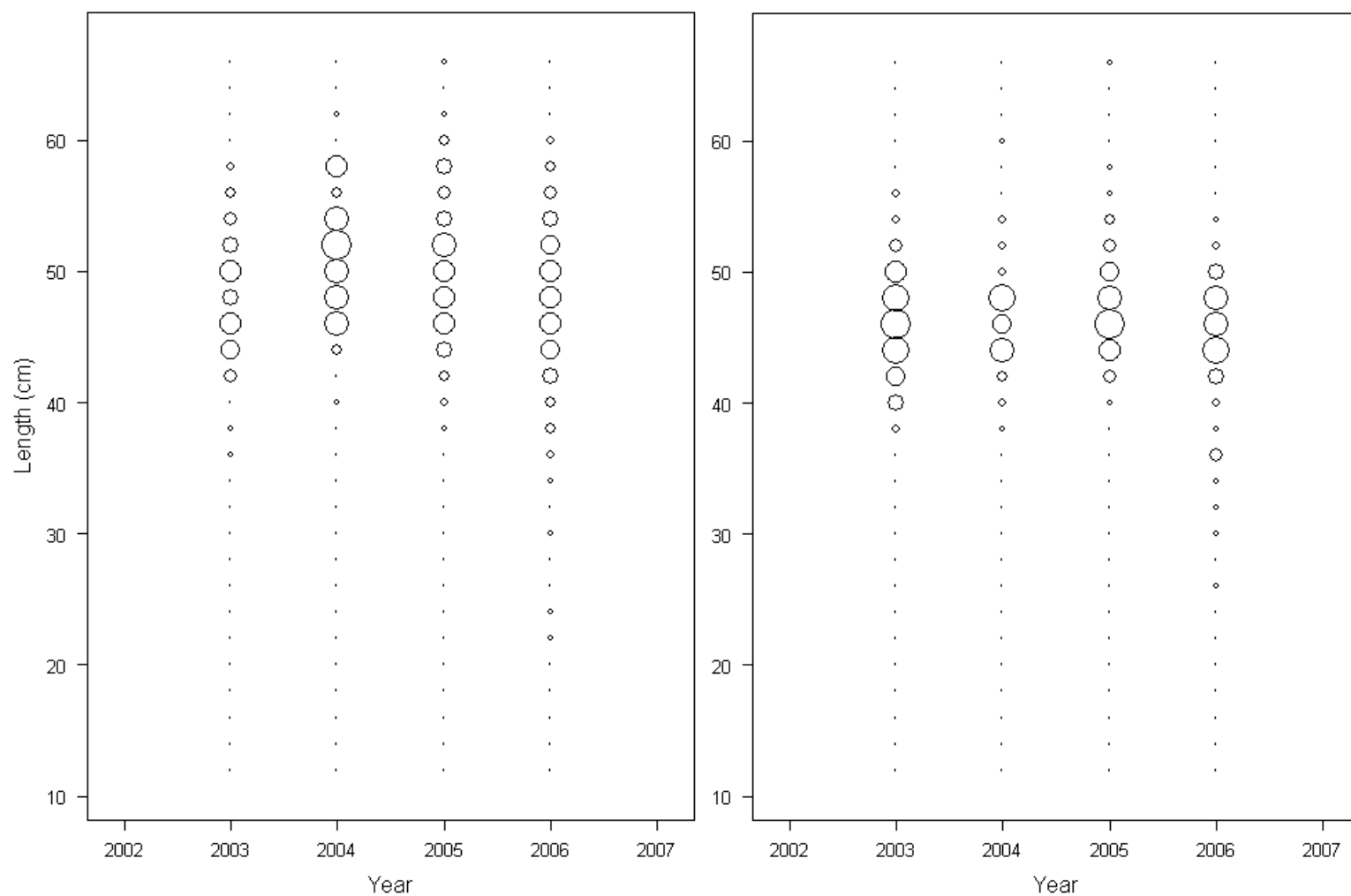


Figure 46. Length-frequency data for bycatch of female (left panel) and male (right panel) canary rockfish from the at-sea whiting fleet. The largest female bubble represents a proportion of 0.15, males represents 0.13.

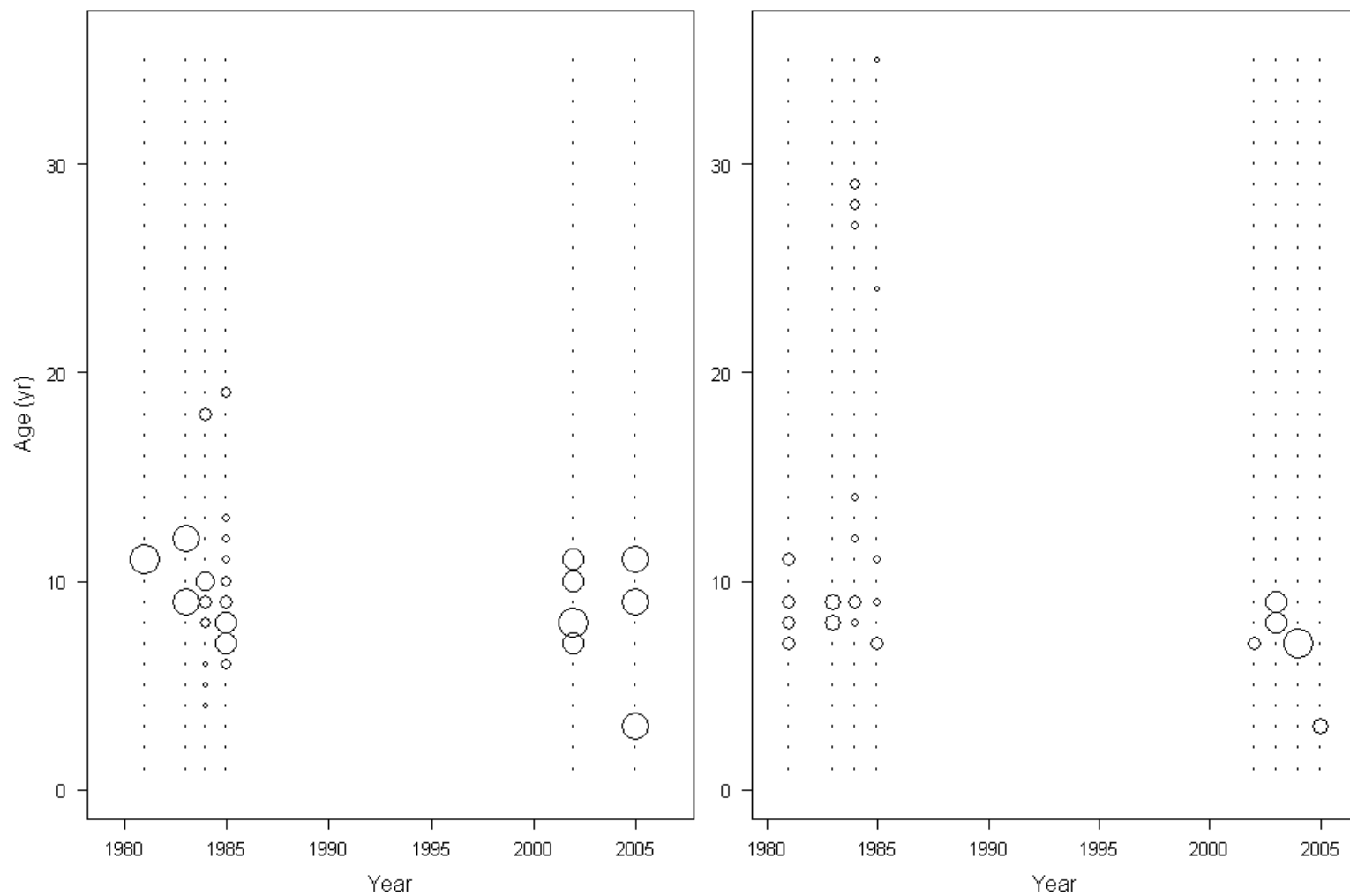


Figure 47. Age-frequency data for female (left panel) and male (right panel) canary rockfish from the southern California trawl fleet. The largest female bubble represents a proportion of 0.31, males represents 0.97.

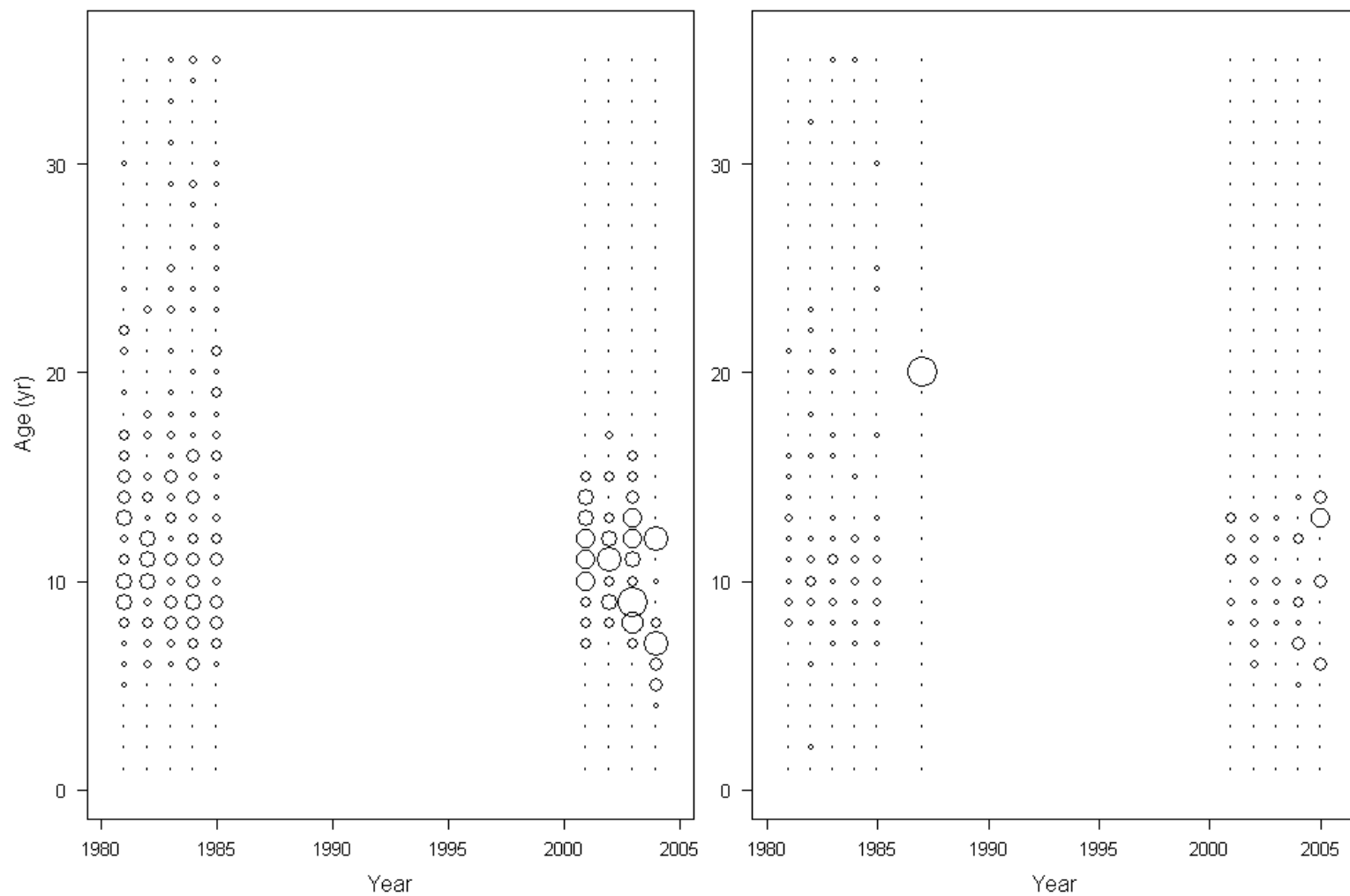


Figure 48. Age-frequency data for female (left panel) and male (right panel) canary rockfish from the Northern California trawl fleet. The largest female bubble represents a proportion of 0.23, males represents 0.97.

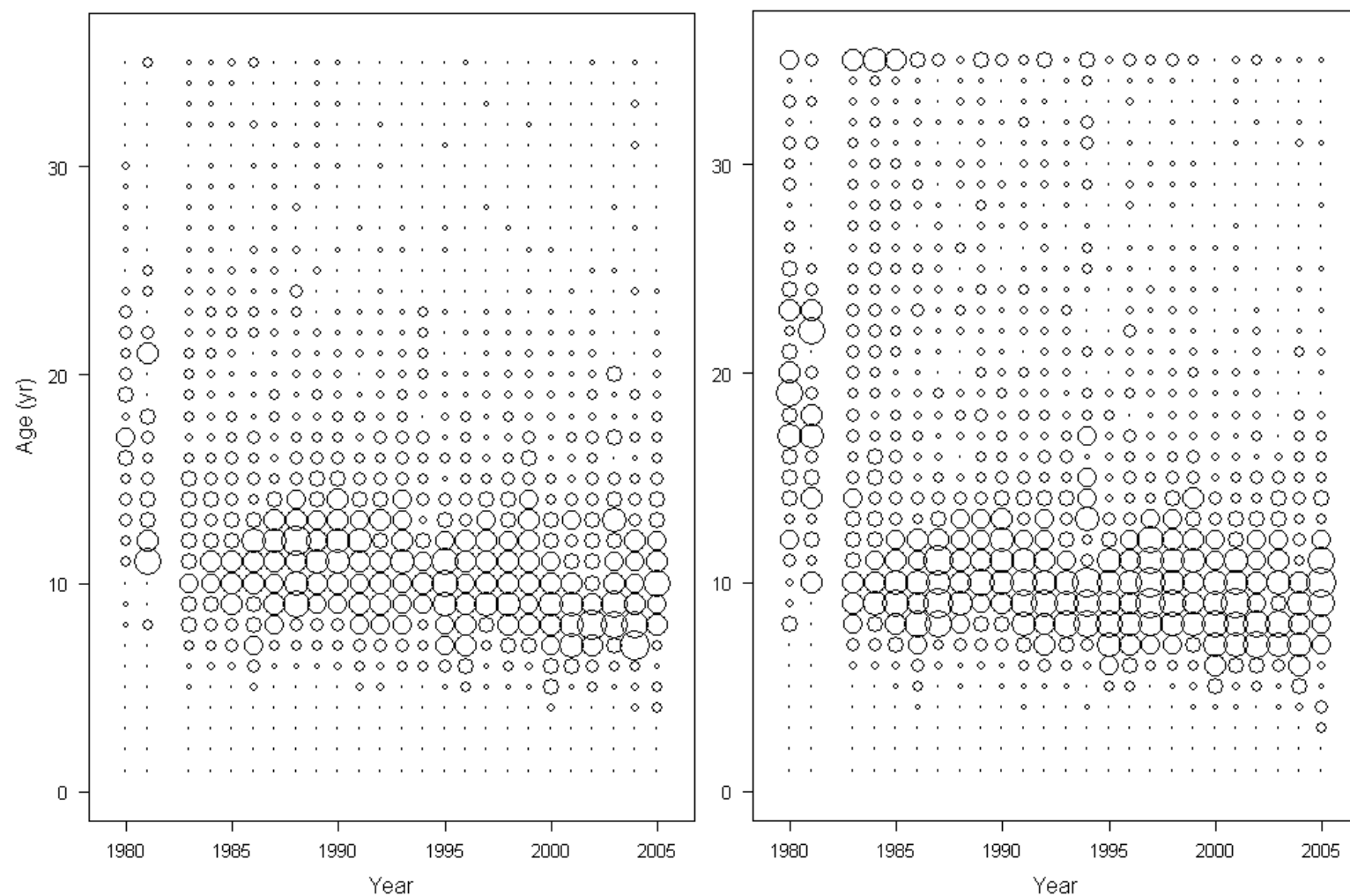


Figure 49. Age-frequency data for female (left panel) and male (right panel) canary rockfish from the Oregon trawl fleet. The largest female bubble represents a proportion of 0.10, males represents 0.10.

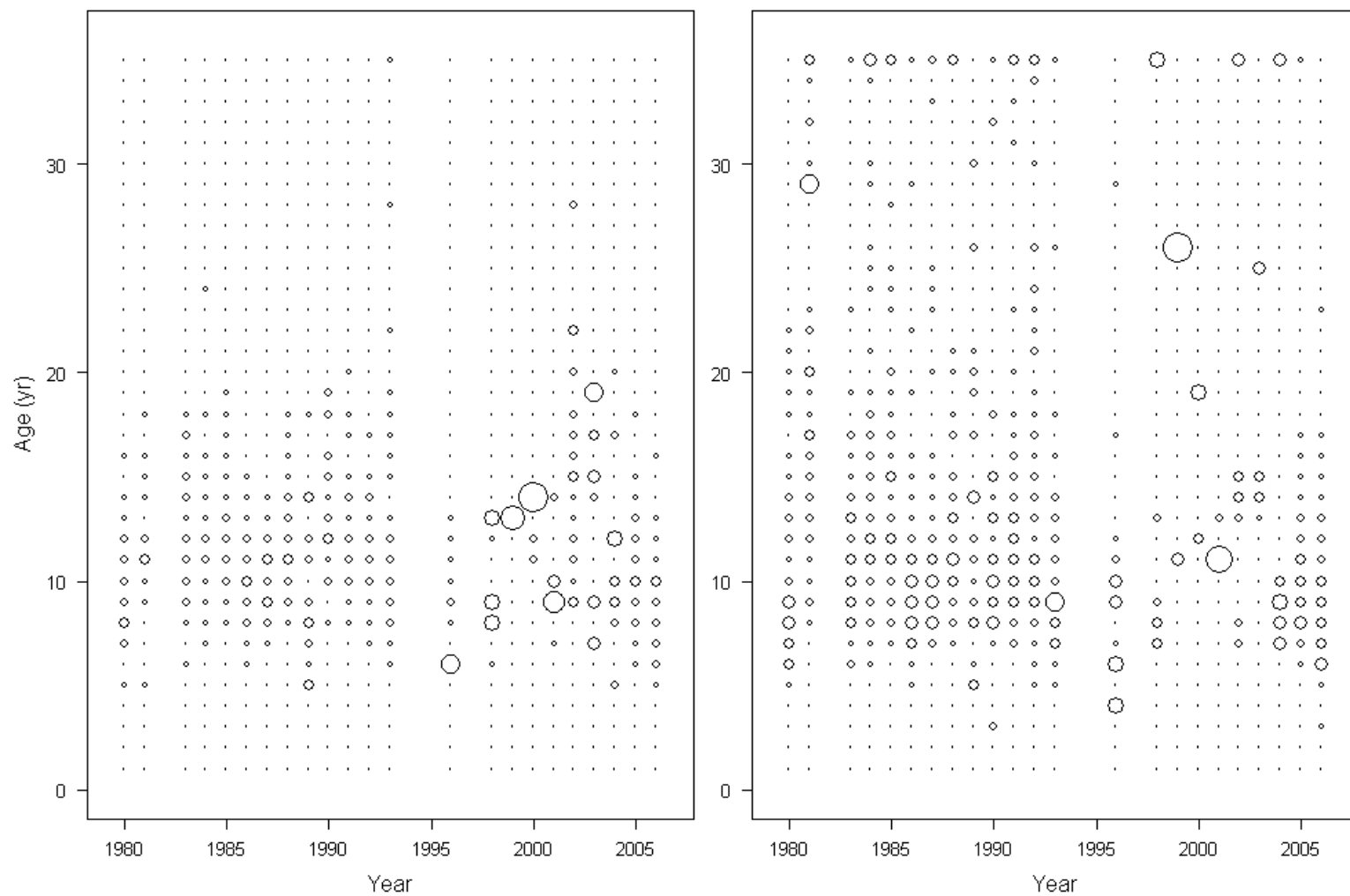


Figure 50. Age-frequency data for female (left panel) and male (right panel) canary rockfish from the Washington trawl fleet by WDFW agers (assumed to be unbiased). The largest female bubble represents a proportion of 0.68, males represents 0.42.

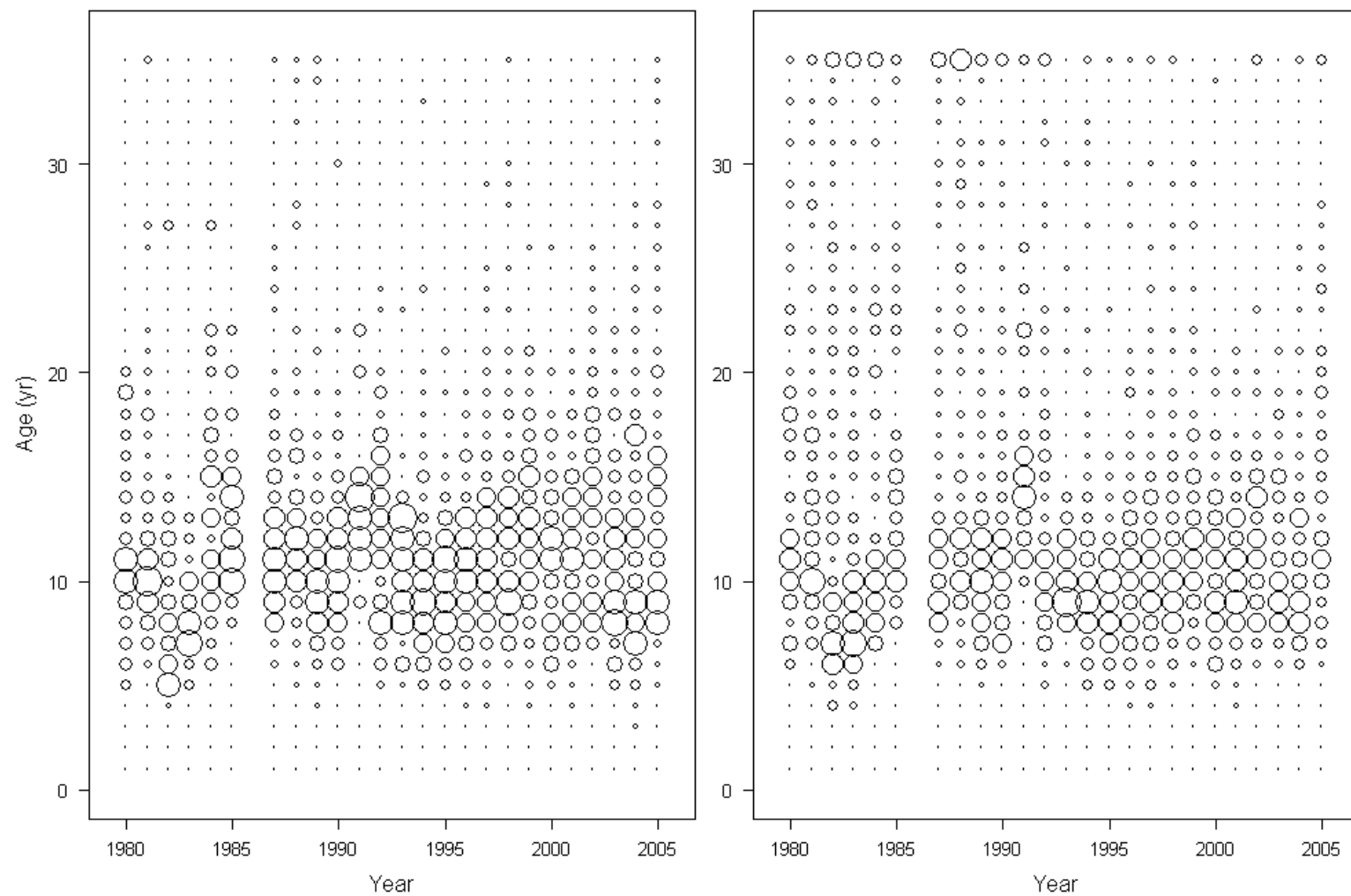


Figure 51. Age-frequency data for female (left panel) and male (right panel) canary rockfish from the Washington trawl fleet by CAP agers. The largest female bubble represents a proportion of 0.10, males represents 0.15.

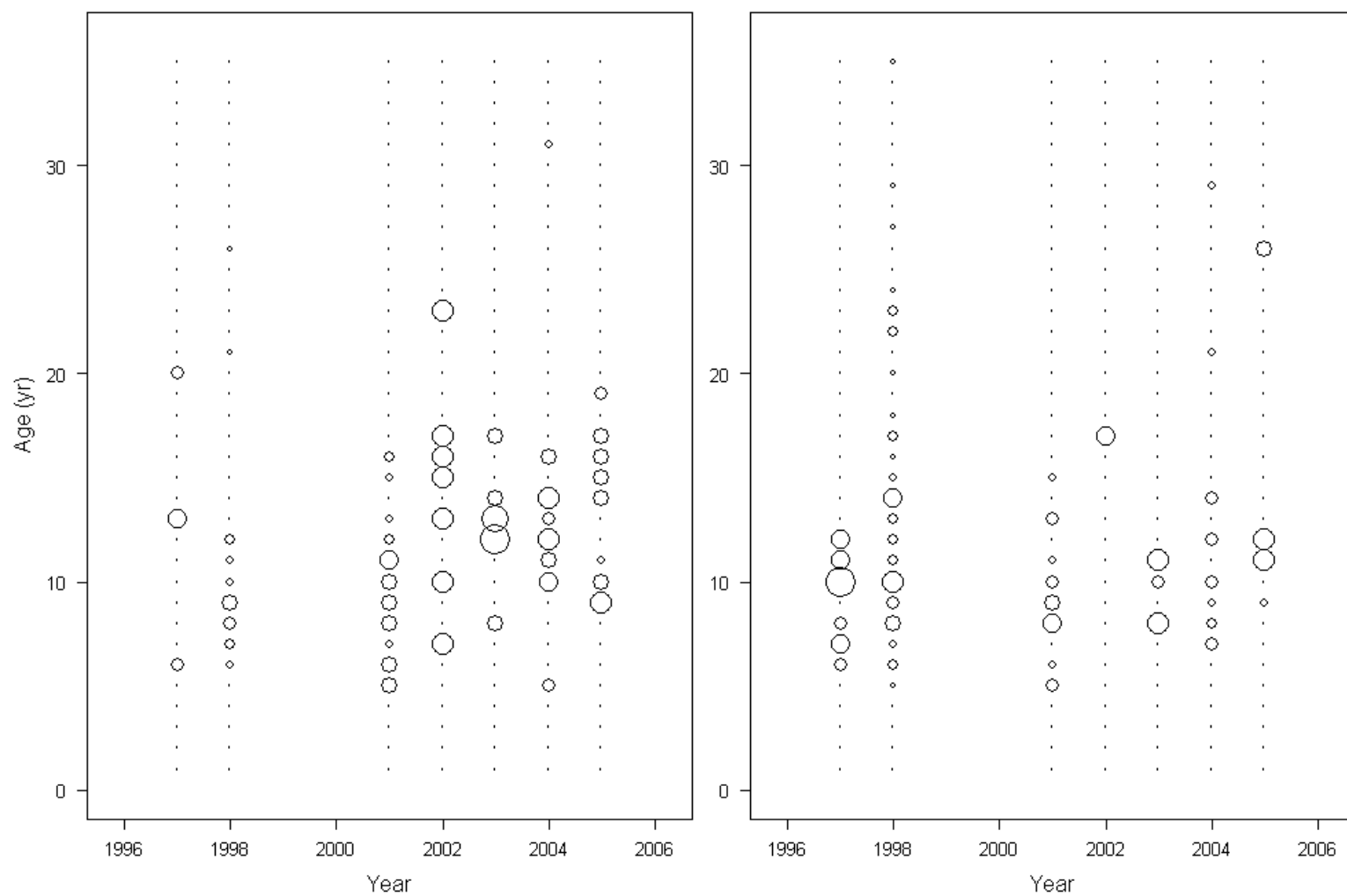


Figure 52. Age-frequency data for female (left panel) and male (right panel) canary rockfish from the Oregon and Washington non-trawl fleet. The largest female bubble represents a proportion of 0.25, males represents 0.28.

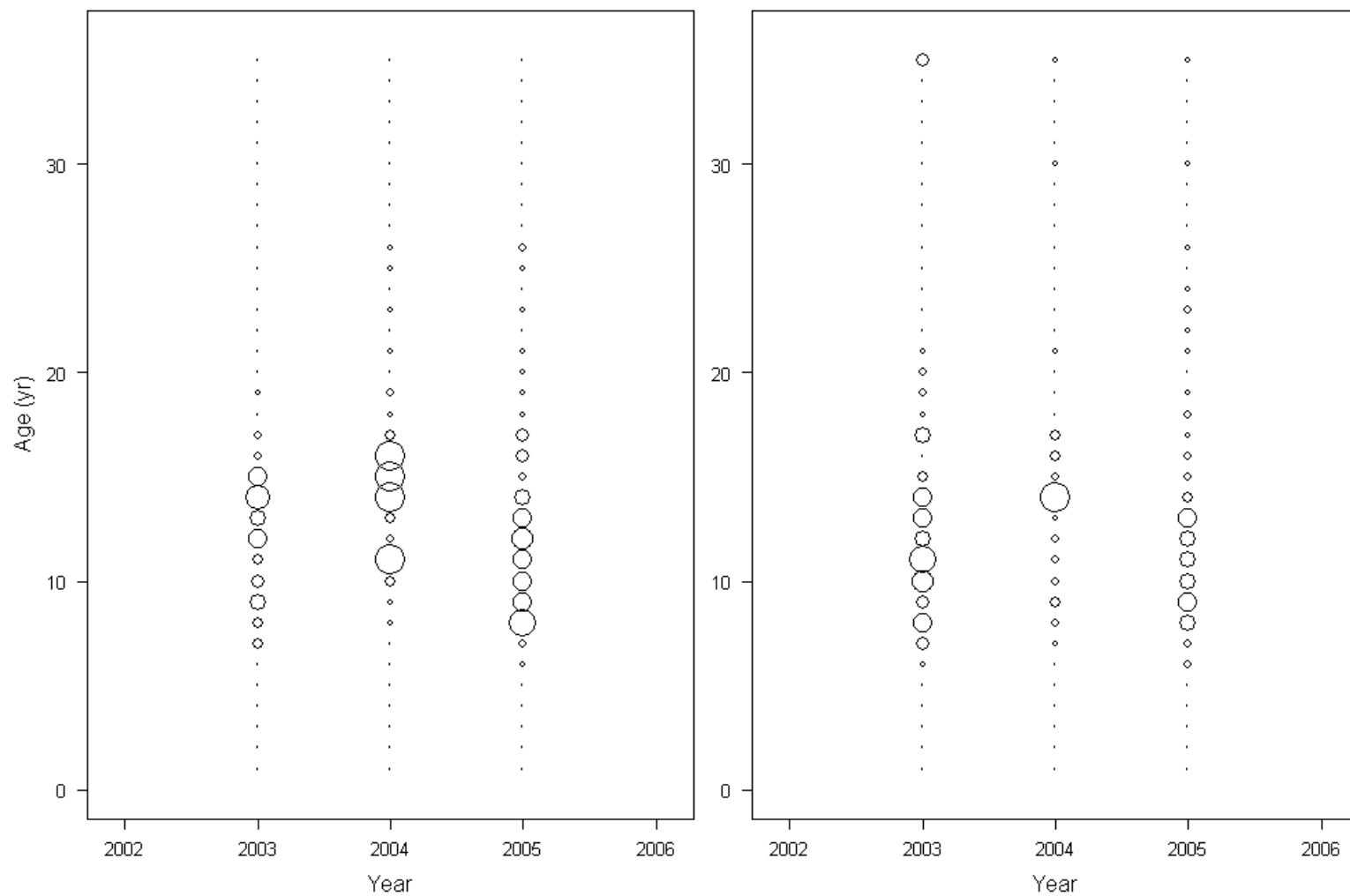


Figure 53. Age-frequency data for bycatch of female (left panel) and male (right panel) canary rockfish from the at-sea whiting fleet. The largest female bubble represents a proportion of 0.15, males represents 0.14.

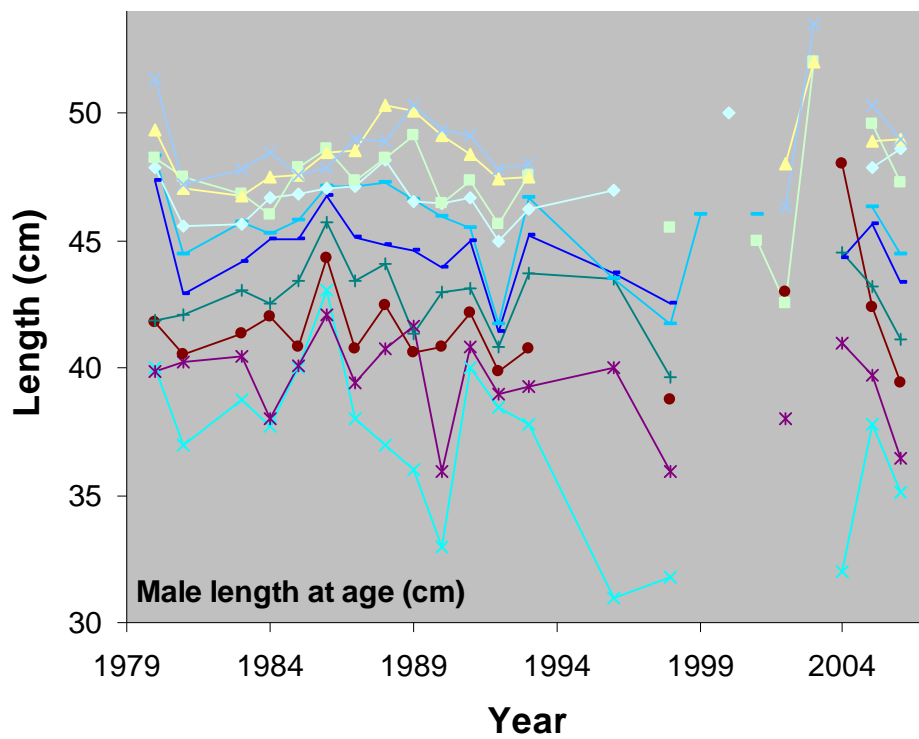
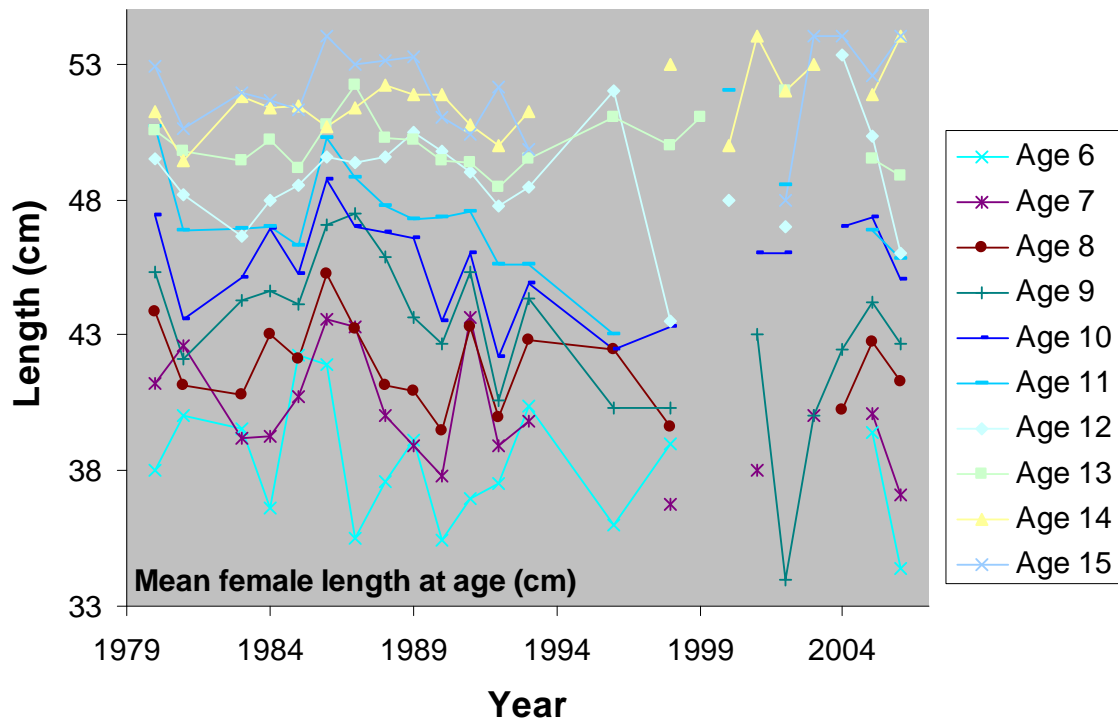


Figure 54. Mean length at observed age for the Washington trawl fleet, based only on recent WDFW age-reading.

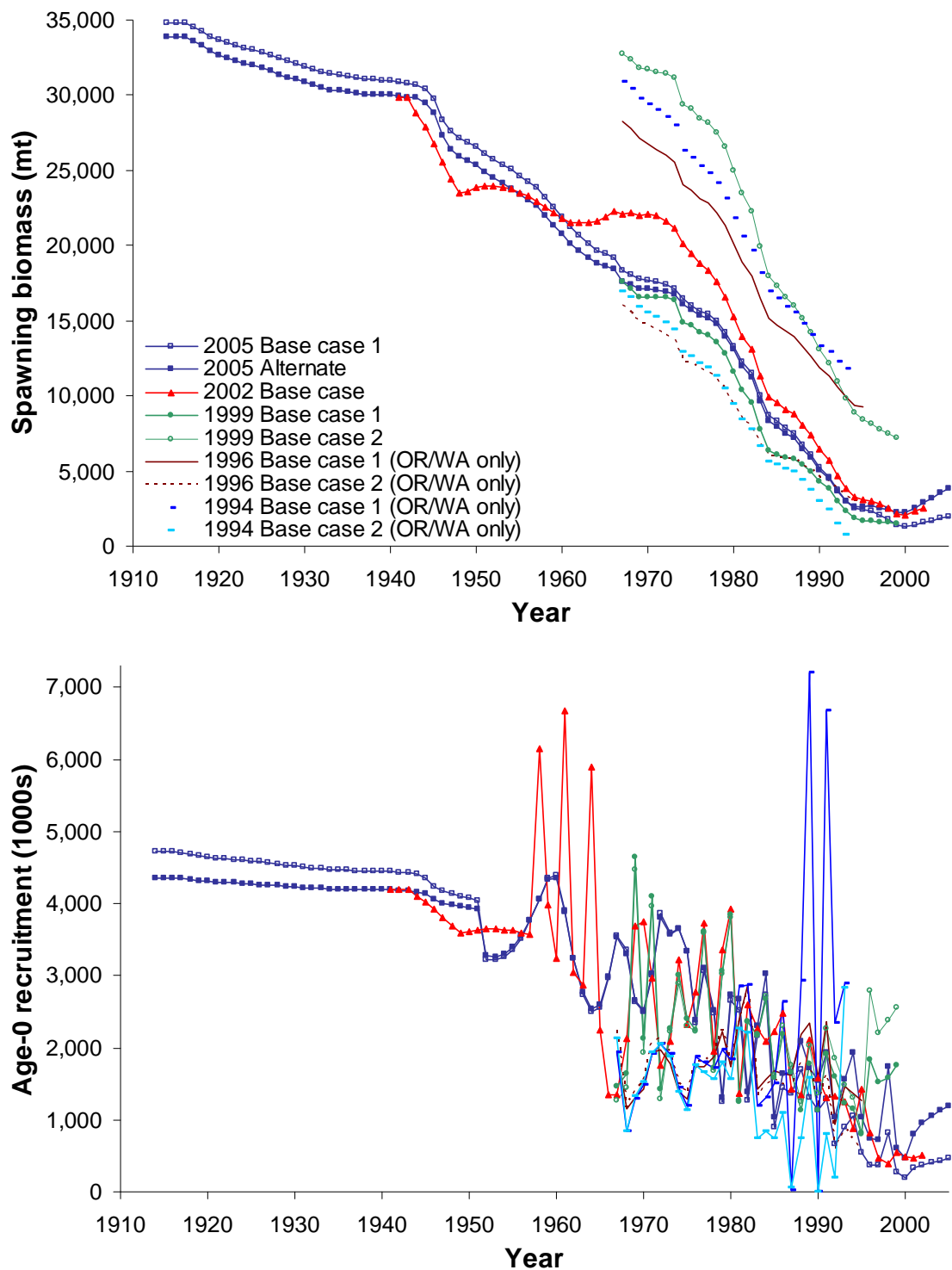


Figure 55. Retrospective analysis across stock assessments for canary rockfish, 1994-2005. Note that in most years two competing models were reported that often differed considerably in absolute scale.

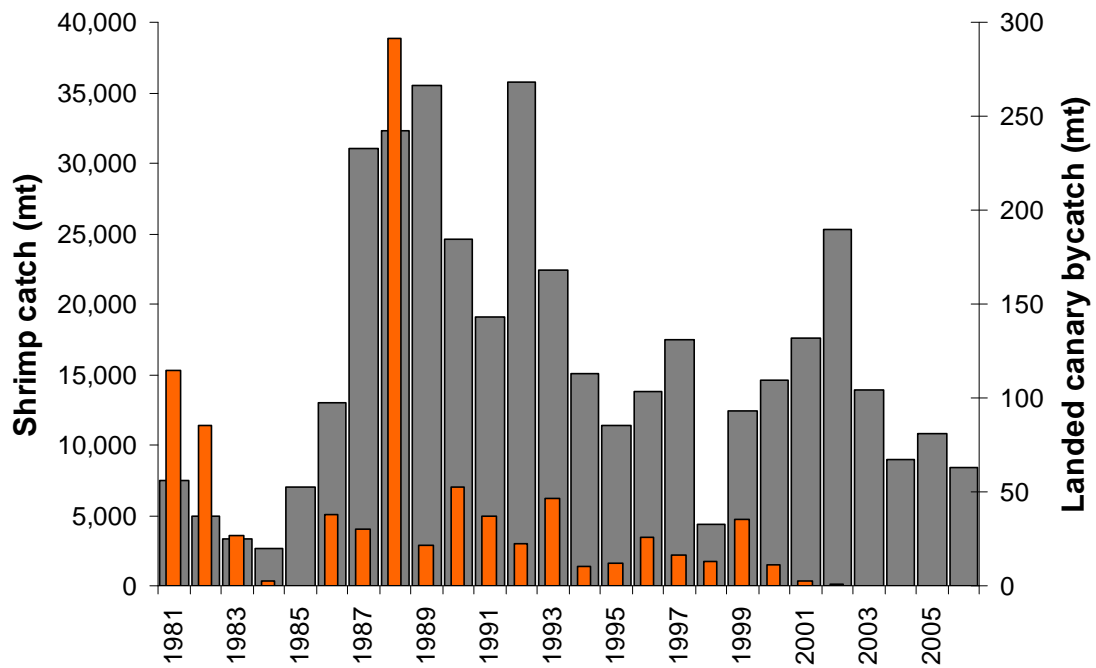


Figure 56. Landings of pink shrimp (primary axis) and canary rockfish from the pink shrimp fishery during the period 1981-2006. Bycatch excluder devices were used in 2001-2002 and required in 2003.

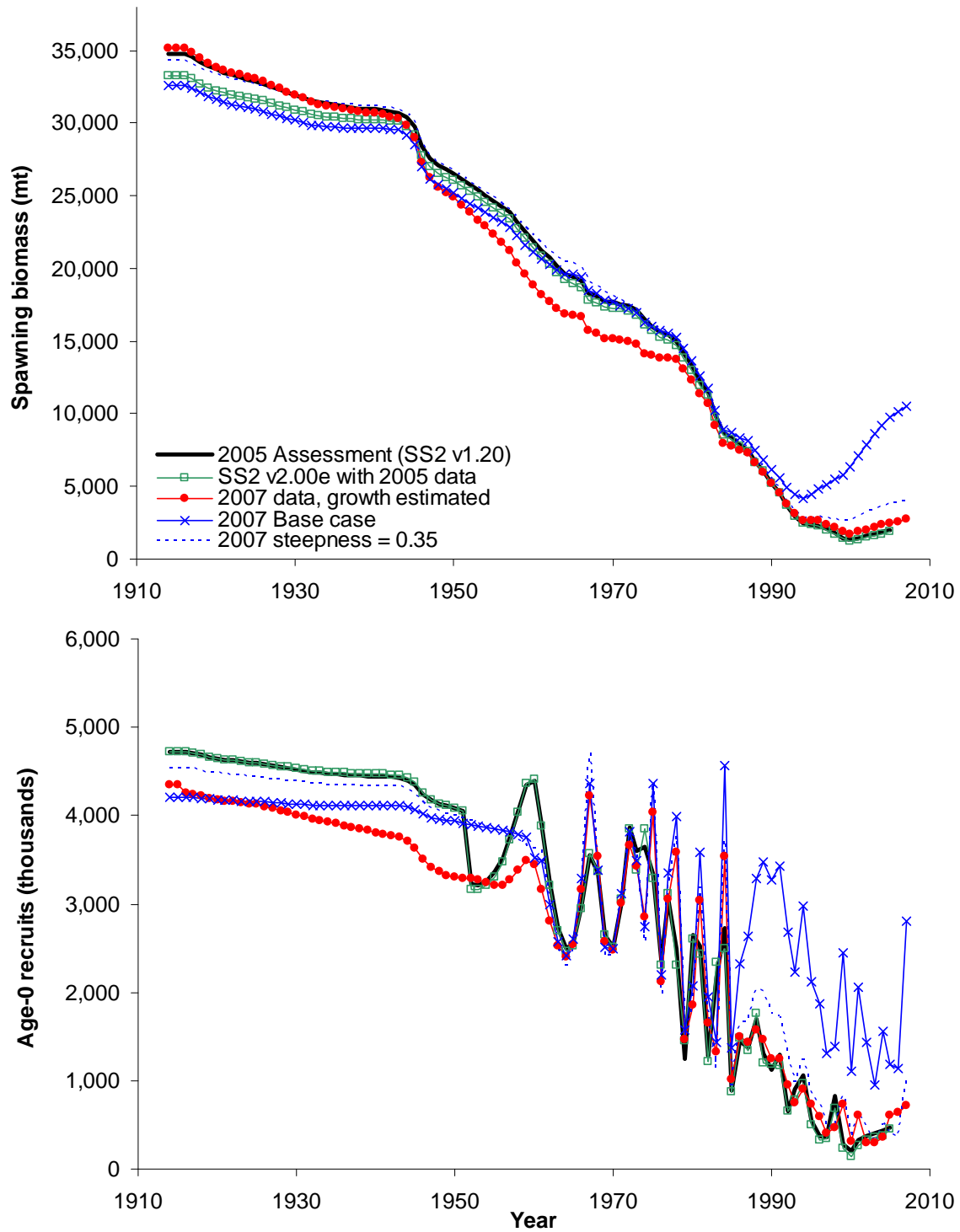


Figure 57. Link from 2005 base case assessment results through SS2 version update, data update to 2007 base case.

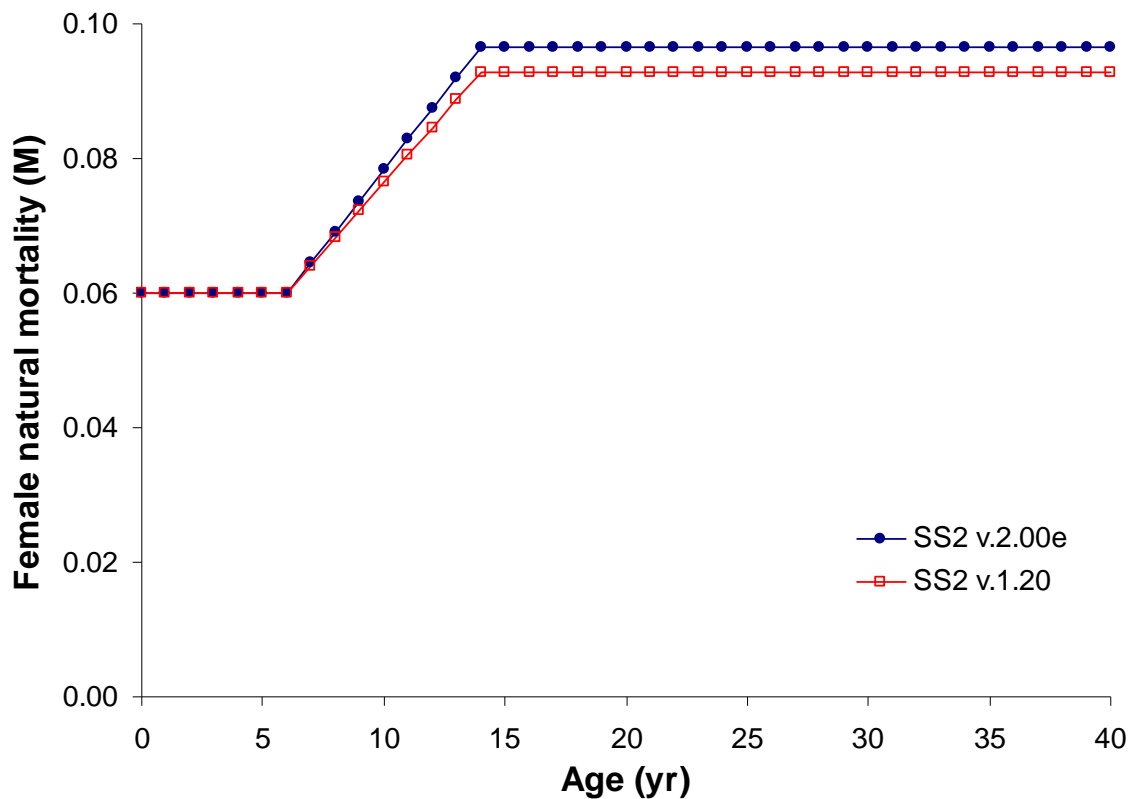


Figure 58. Difference in natural mortality estimate due to SS2 version change.

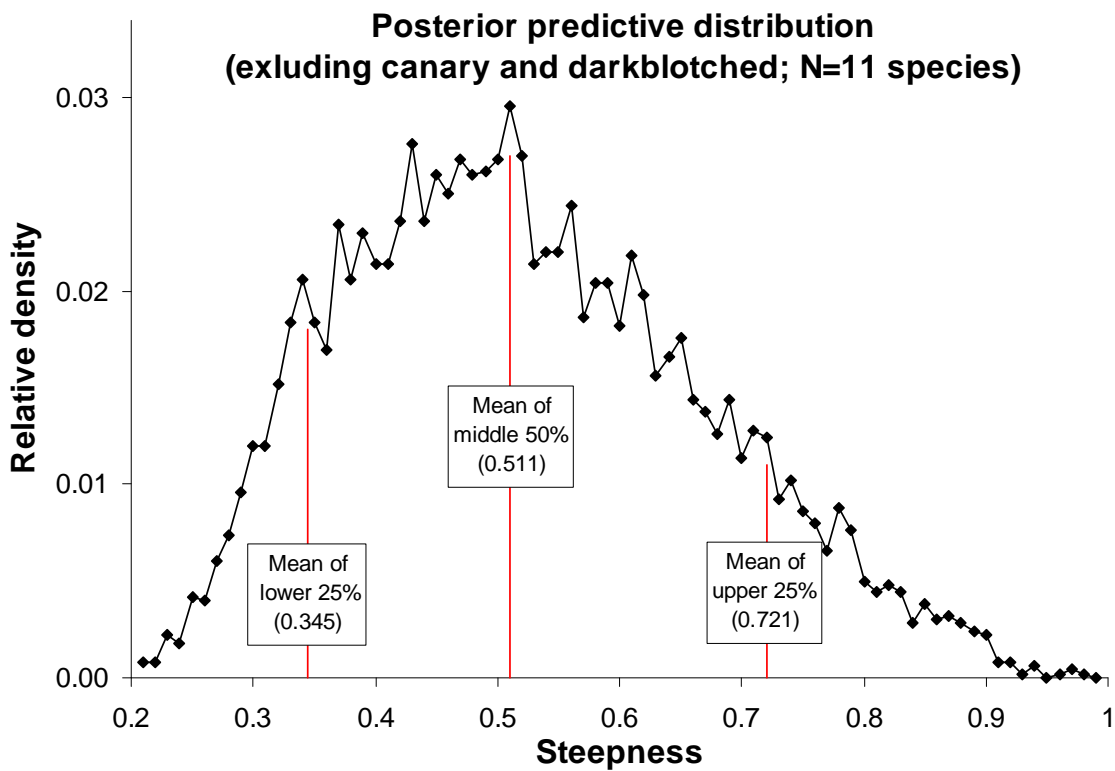


Figure 59. Revised 2007 prior for stock-recruit steepness for canary rockfish (M. Dorn, AFSC, personal communication).

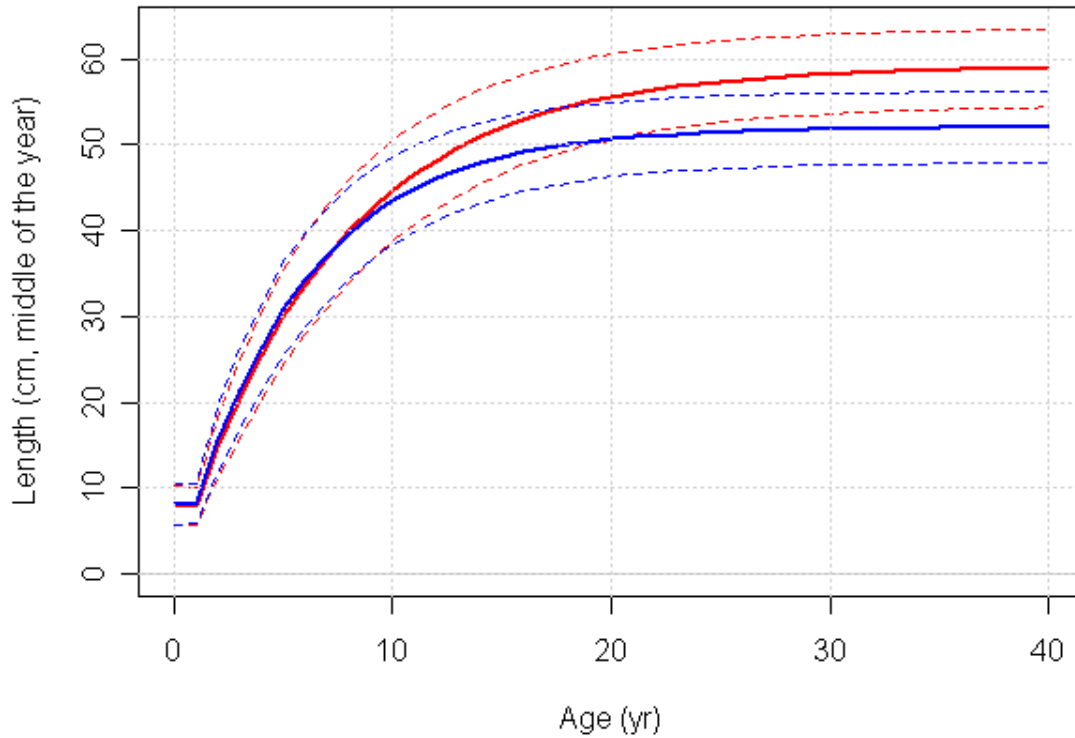


Figure 60. Growth curve for females (upper solid line) and males (lower solid line) with ~95% interval (dashed lines) indicating the expectation and individual variability of length-at-age for the base case model.

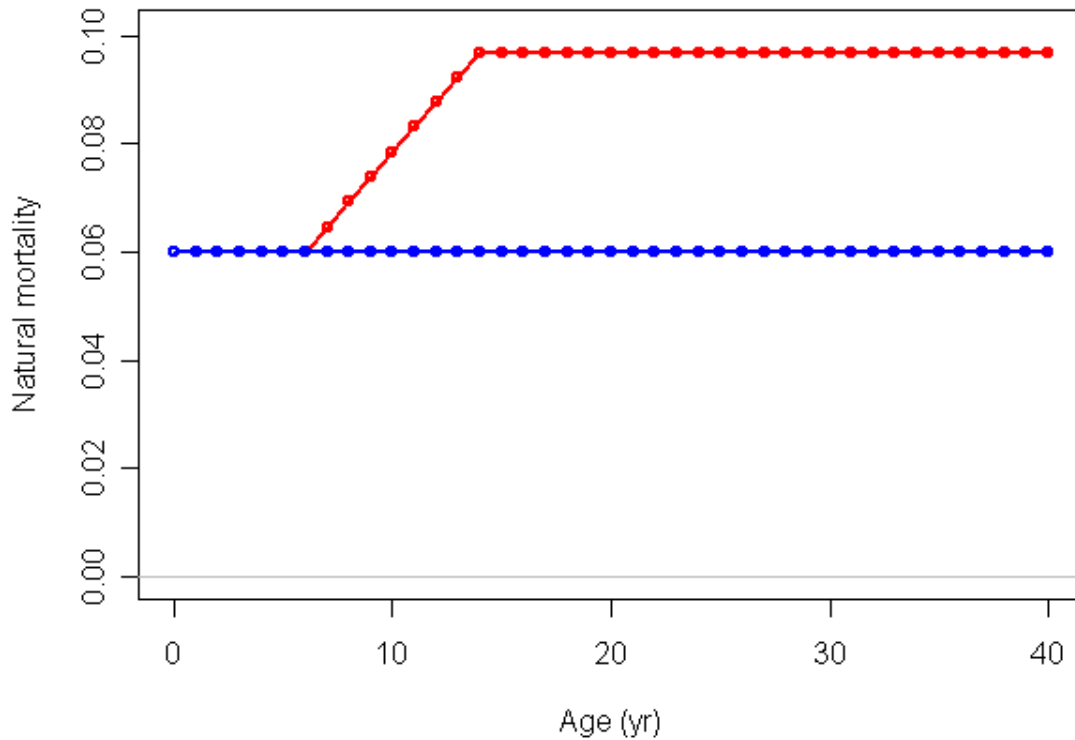


Figure 61. Natural mortality at age for males (horizontal line at 0.06) and females (linear ramp from 0.06 at age 6 to estimated value at age 14).

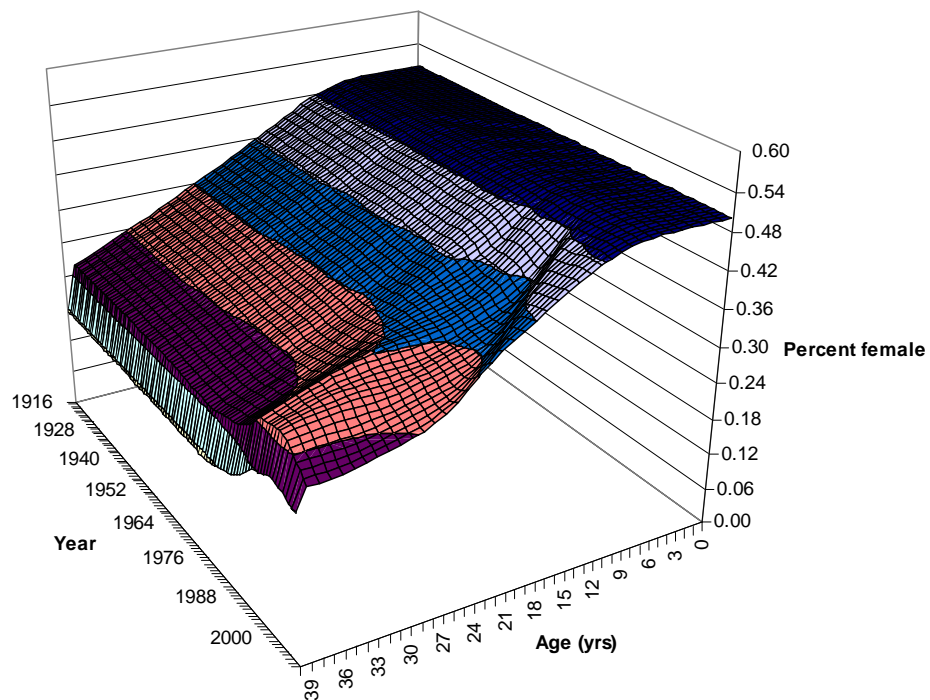


Figure 62. Change in sex-ratio over time, illustrating the effect of increasing natural mortality for females in reducing the percent female at older ages, and the effect of exploitation increasing the percent female in recent years.

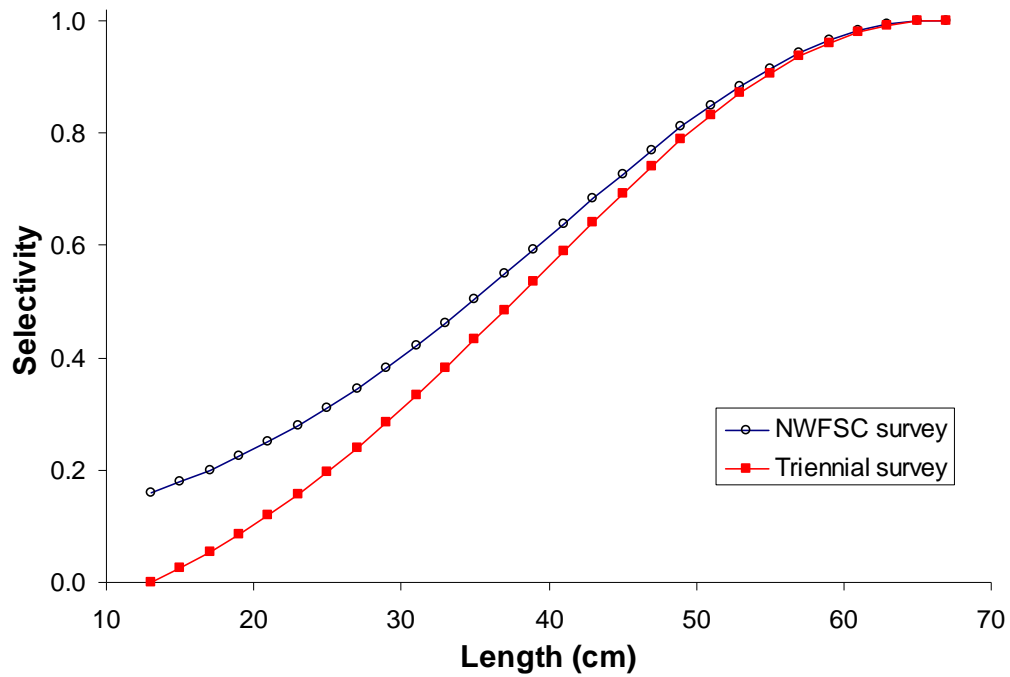


Figure 63. Estimated length-based selectivity curves for the NWFSC and triennial surveys.

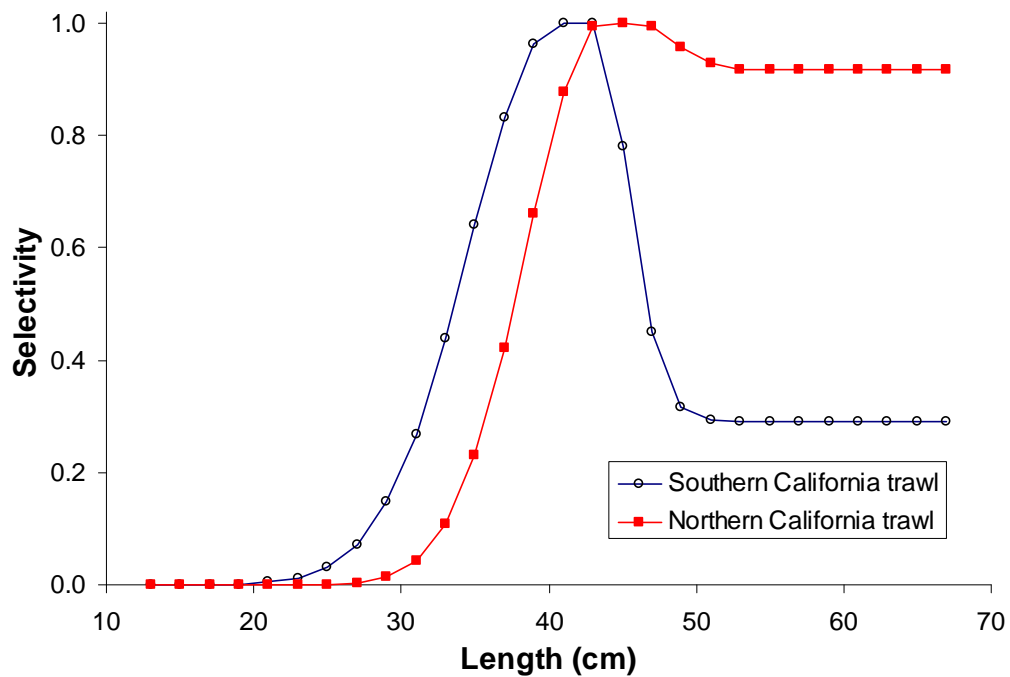


Figure 64. Length-based selectivity in the base model for the southern and northern California trawl fisheries.

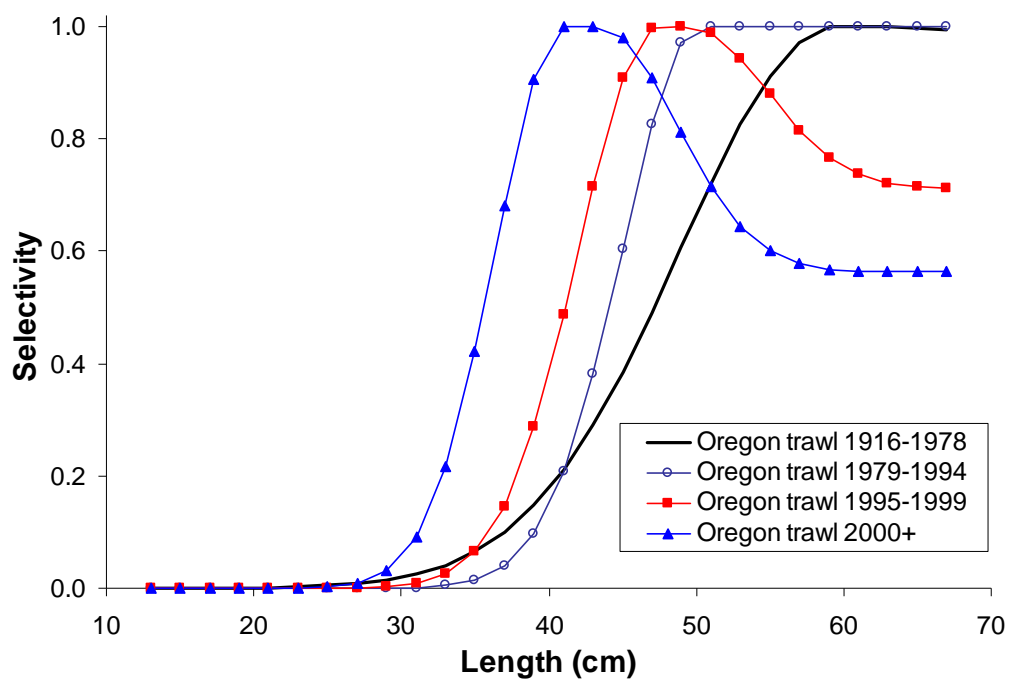


Figure 65. Length-based selectivity in the base model for the Oregon trawl fishery.

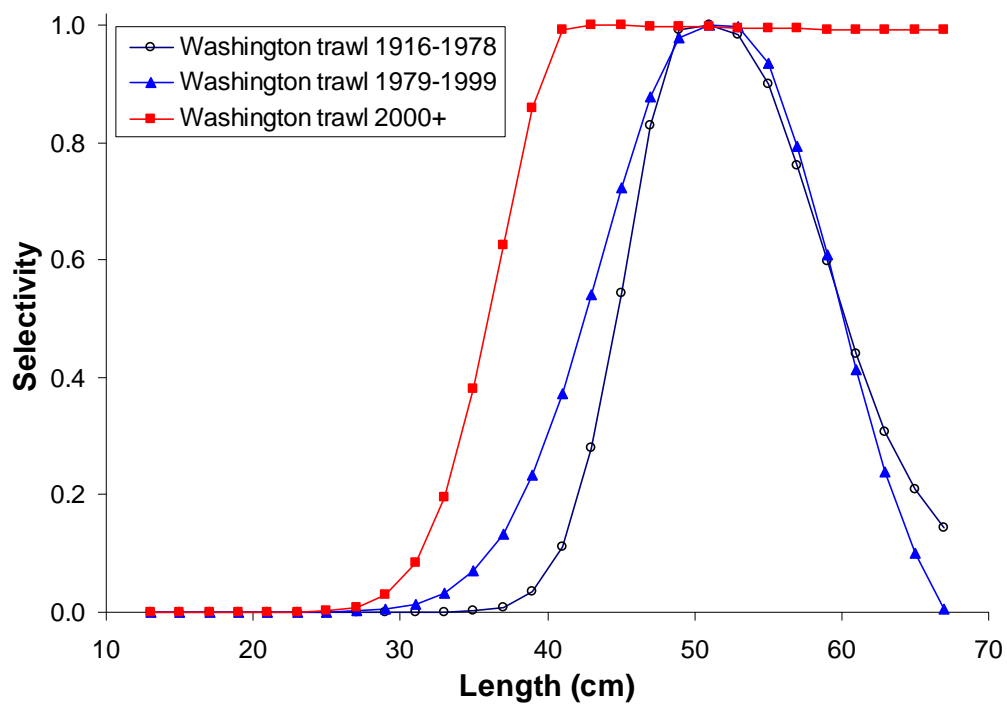


Figure 66. Length-based selectivity in the base model for the Washington trawl fishery.

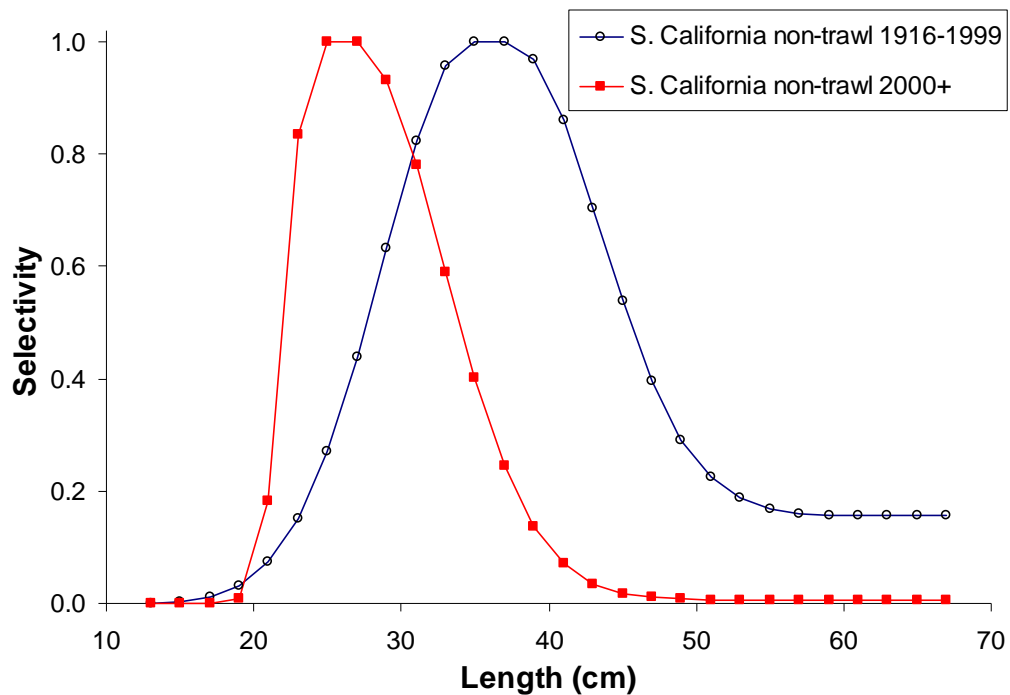


Figure 67. Length-based selectivity estimated for the southern California non-trawl fishery in the base model.

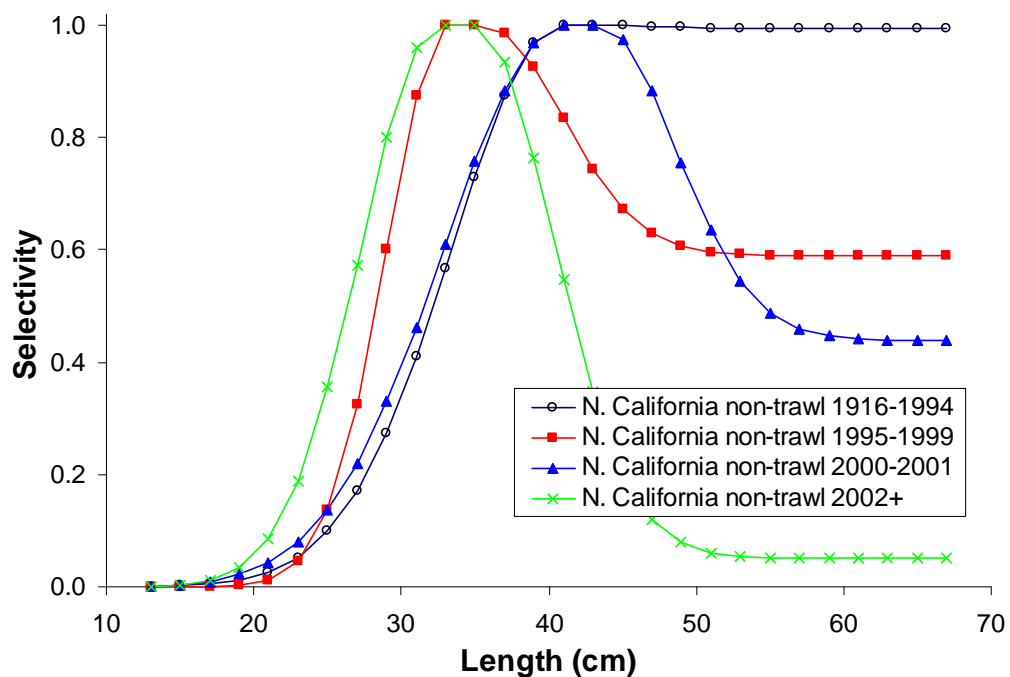


Figure 68. Length-based selectivity estimated for the Northern California non-trawl fishery in the base model.

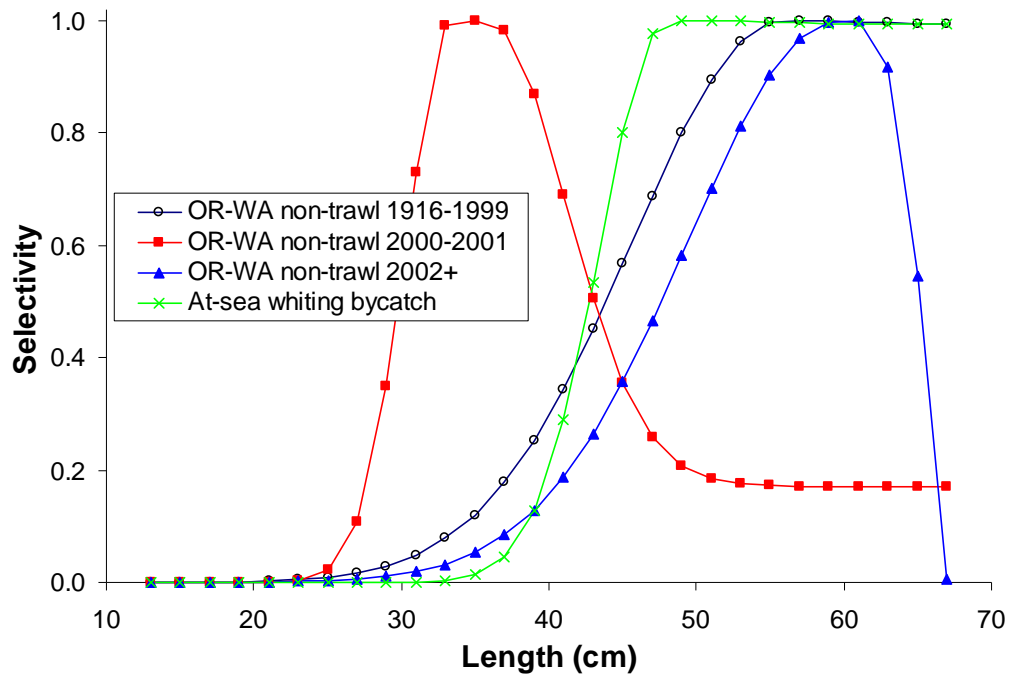


Figure 69. Length-based selectivity estimated for the Oregon-Washington non-trawl fishery and the at-sea whiting fleet in the base model.

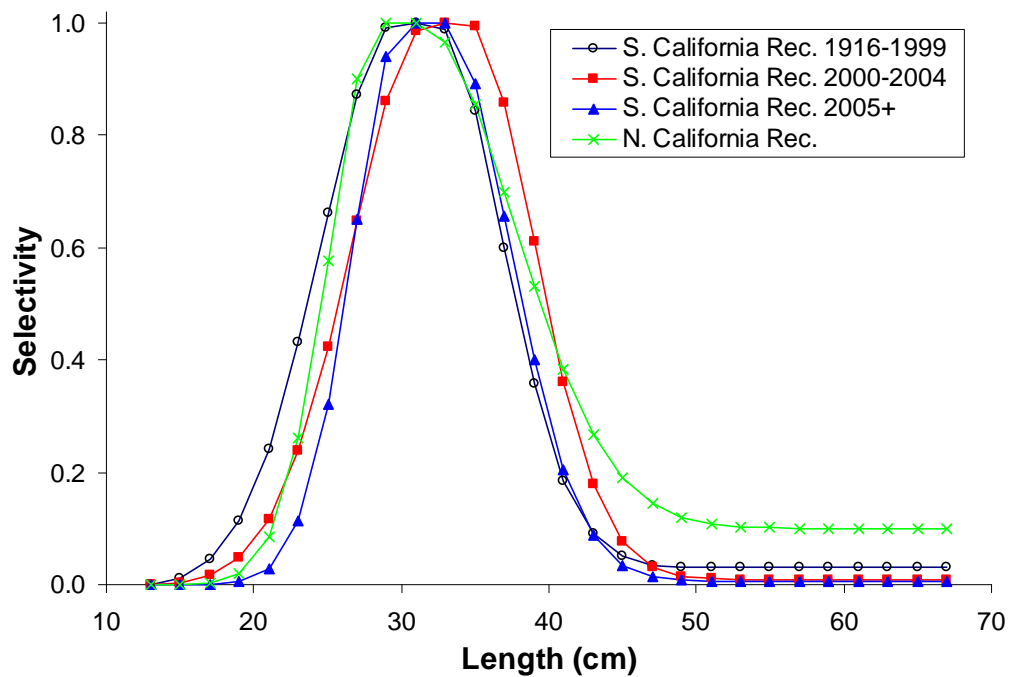


Figure 70. Length-based selectivity estimated for the Southern and Northern California recreational fisheries in the base model.

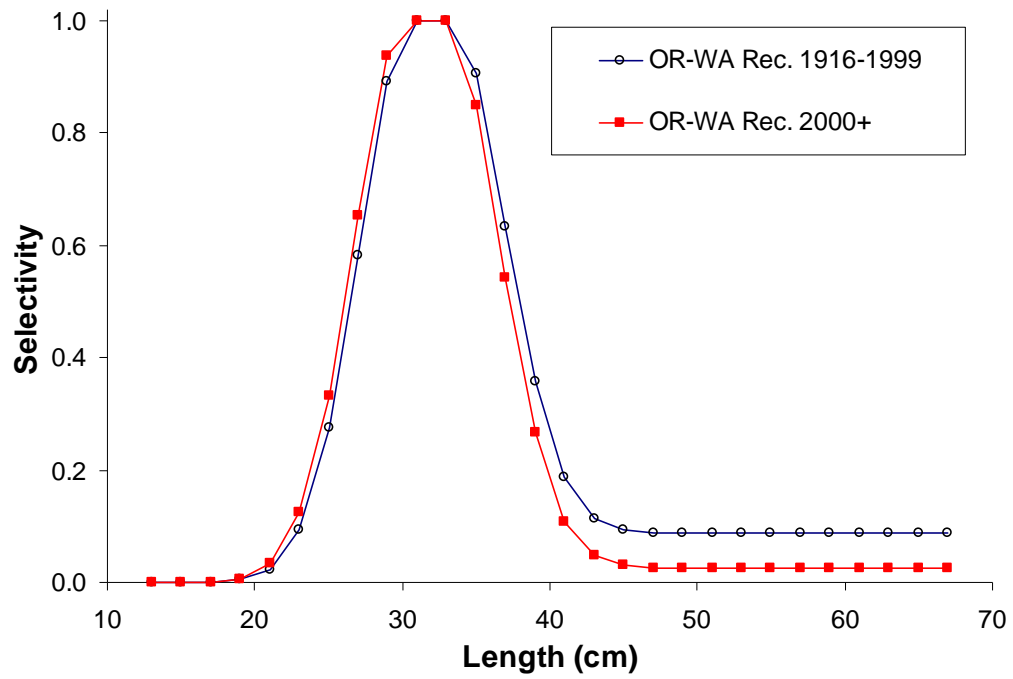


Figure 71. Length-based selectivity estimated for the Oregon-Washington recreational fishery in the base model.

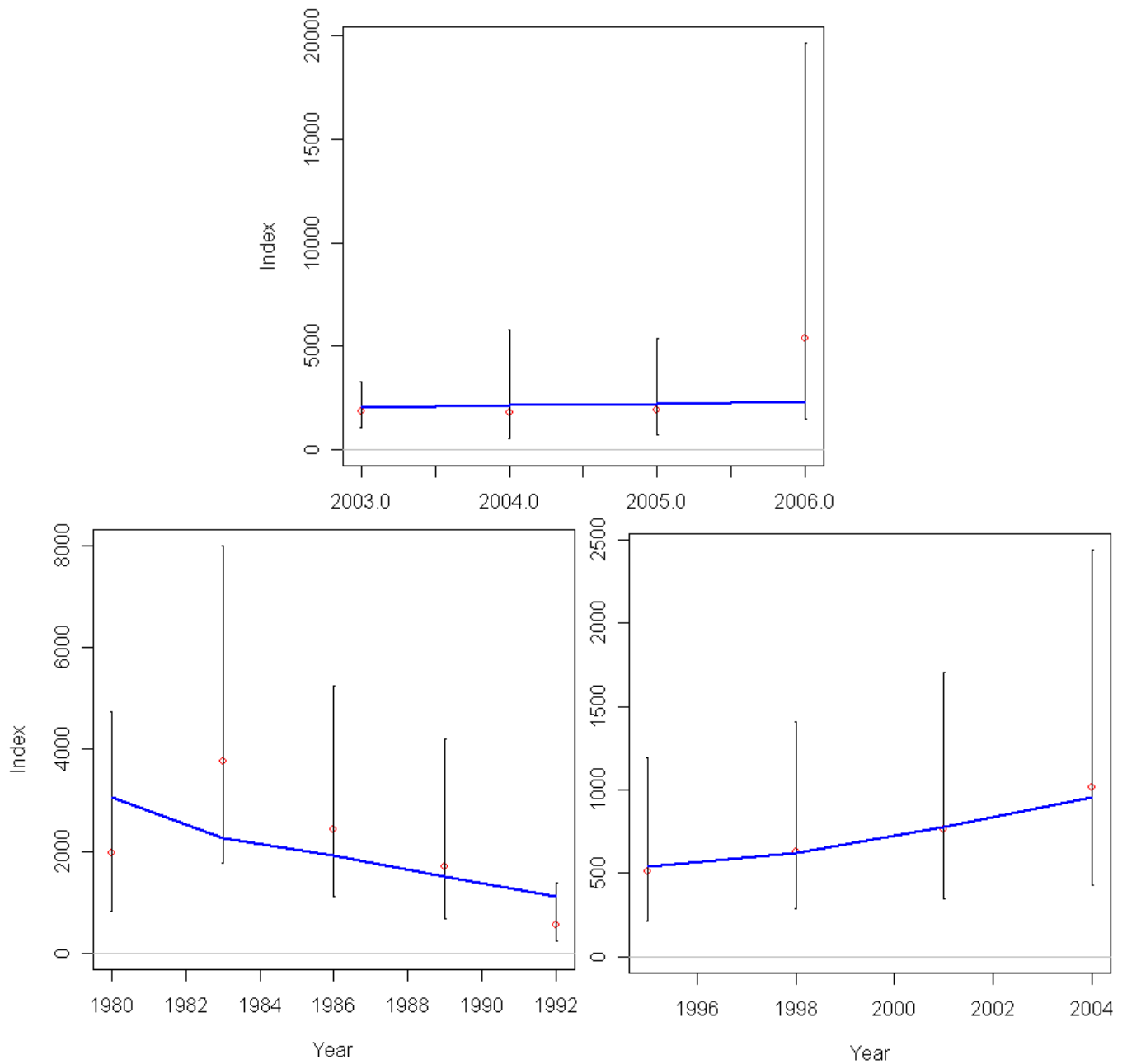


Figure 72. Fit to the NWFSC (upper panel) and triennial (lower panels) survey GLMM-based time series of relative biomass in the base case model.

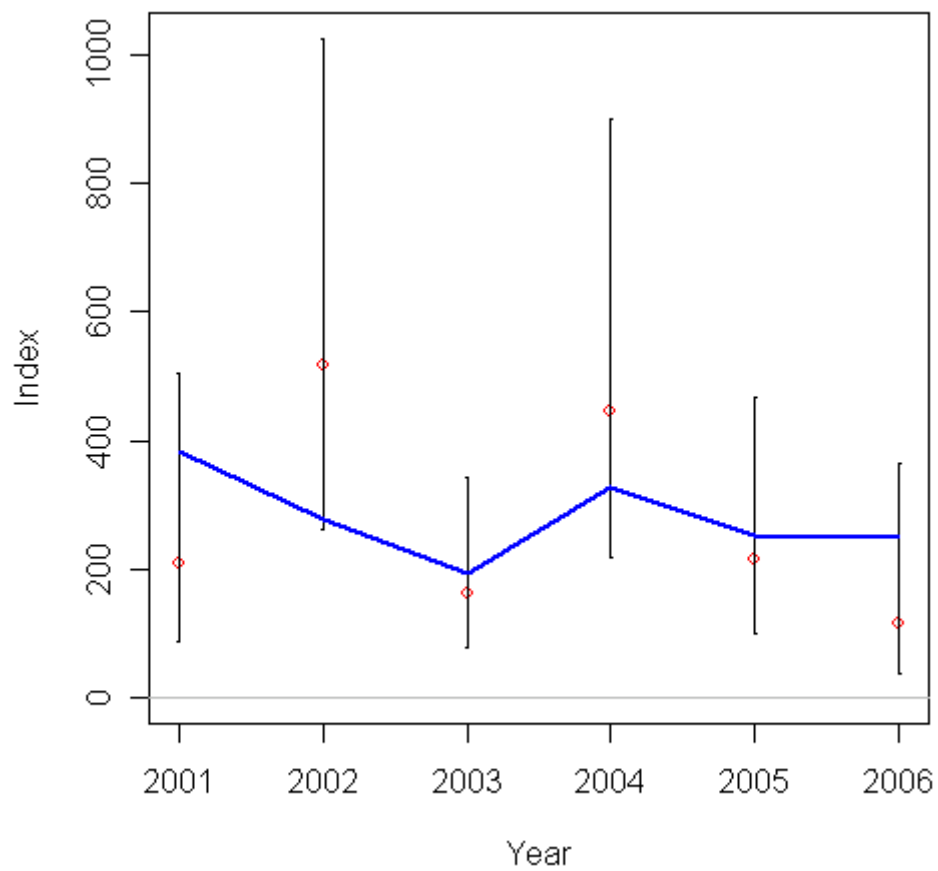


Figure 73. Fit to the coast-wide pre-recruit index.

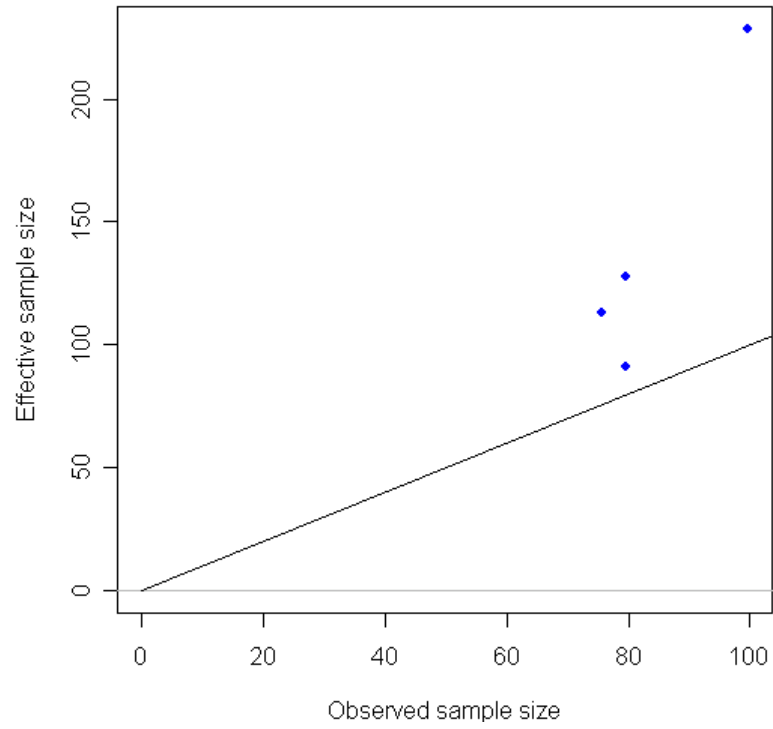


Figure 74. Observed and effective sample sizes for the sex-specific NWFSC length-frequency observations.

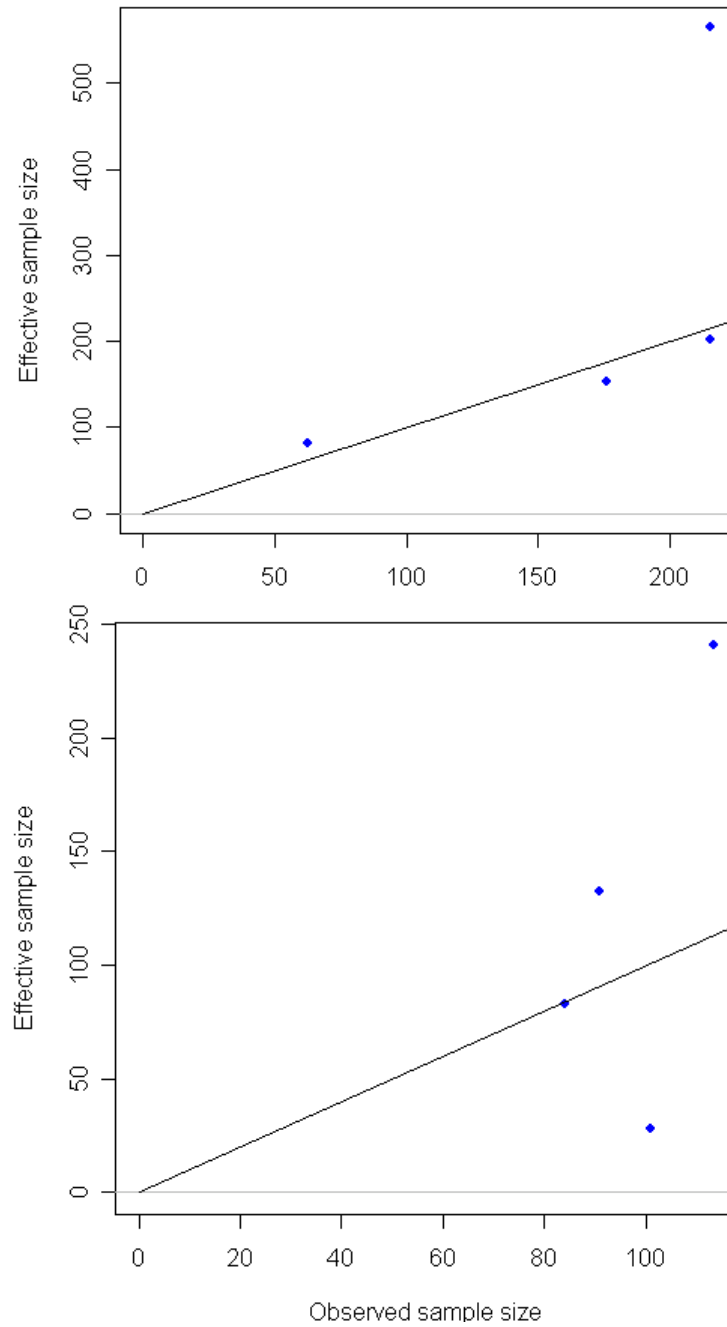


Figure 75. Observed and effective sample sizes for the sex-specific triennial length-frequency observations for 1980-1992 (upper panel) and 1995-2004 (lower panel).

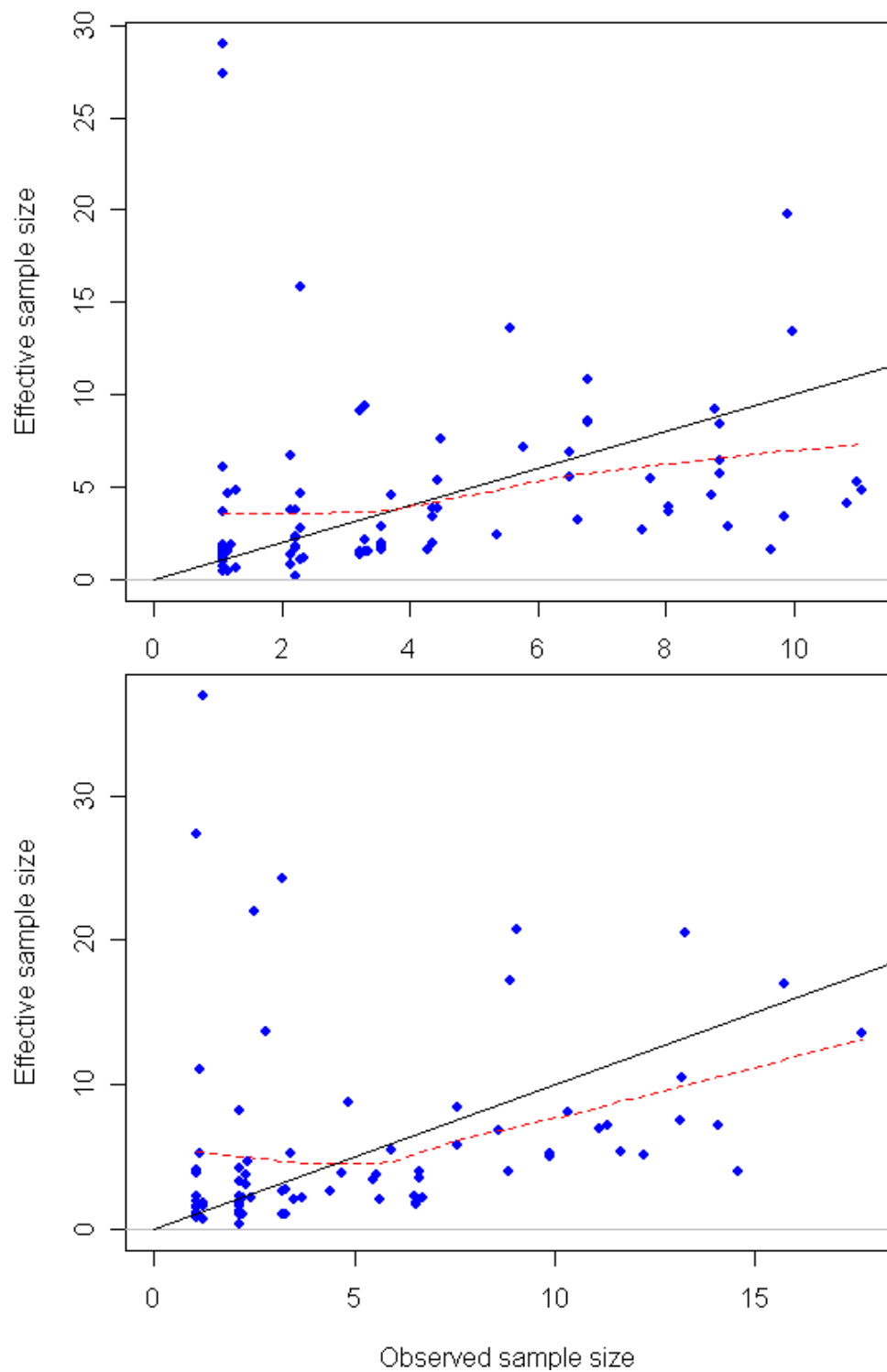


Figure 76. Observed and effective sample sizes for the female (upper panel) and male (lower panel) NWFSC survey conditional age-at-length frequency observations (sexes entered separately for conditional age data).

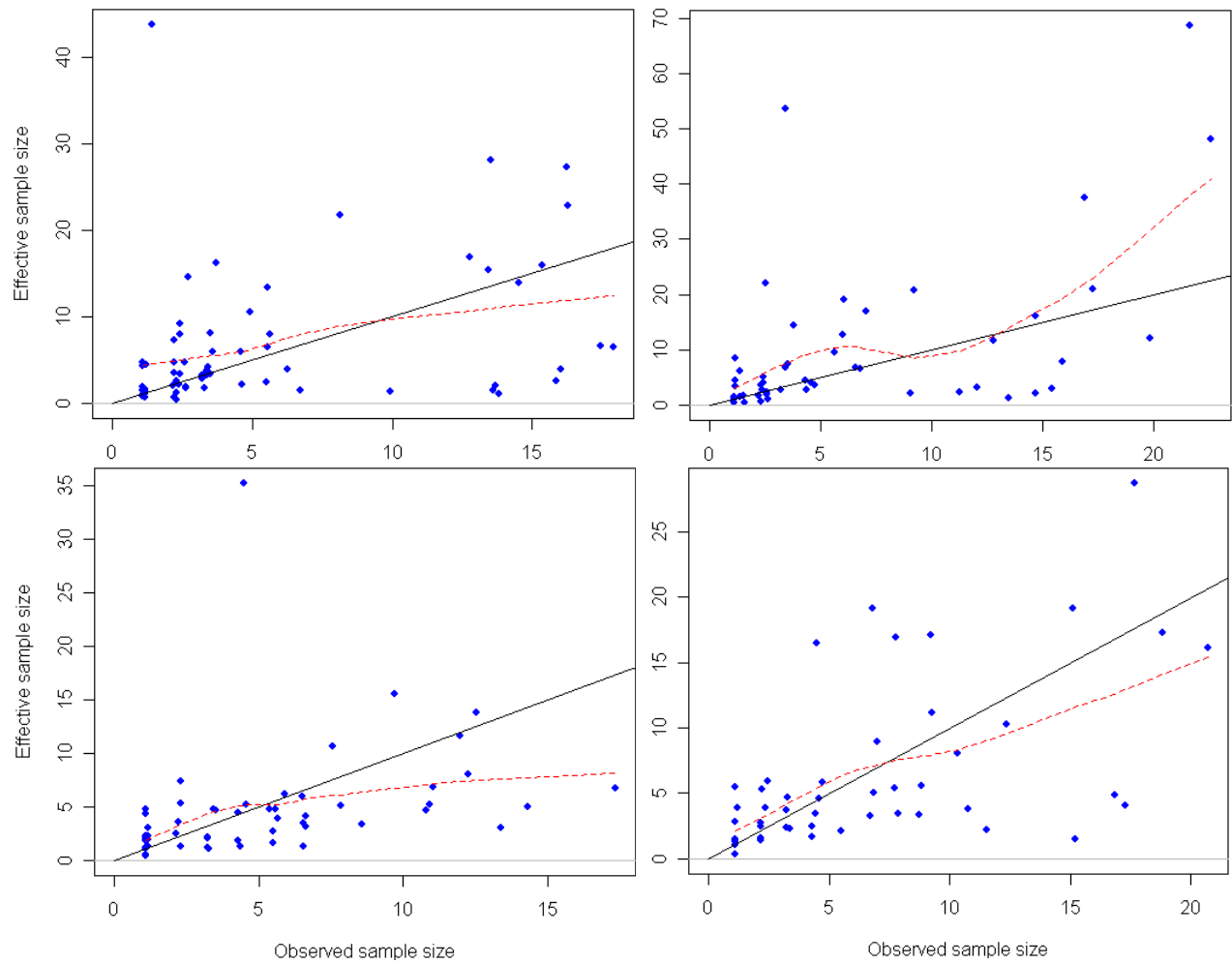


Figure 77. Observed and effective sample sizes for the female (upper panels) and male (lower panels) triennial survey conditional age-at-length frequency observations (sexes entered separately for conditional age data); 1980-1992 (left panels) and 1995-2004 (right panels).

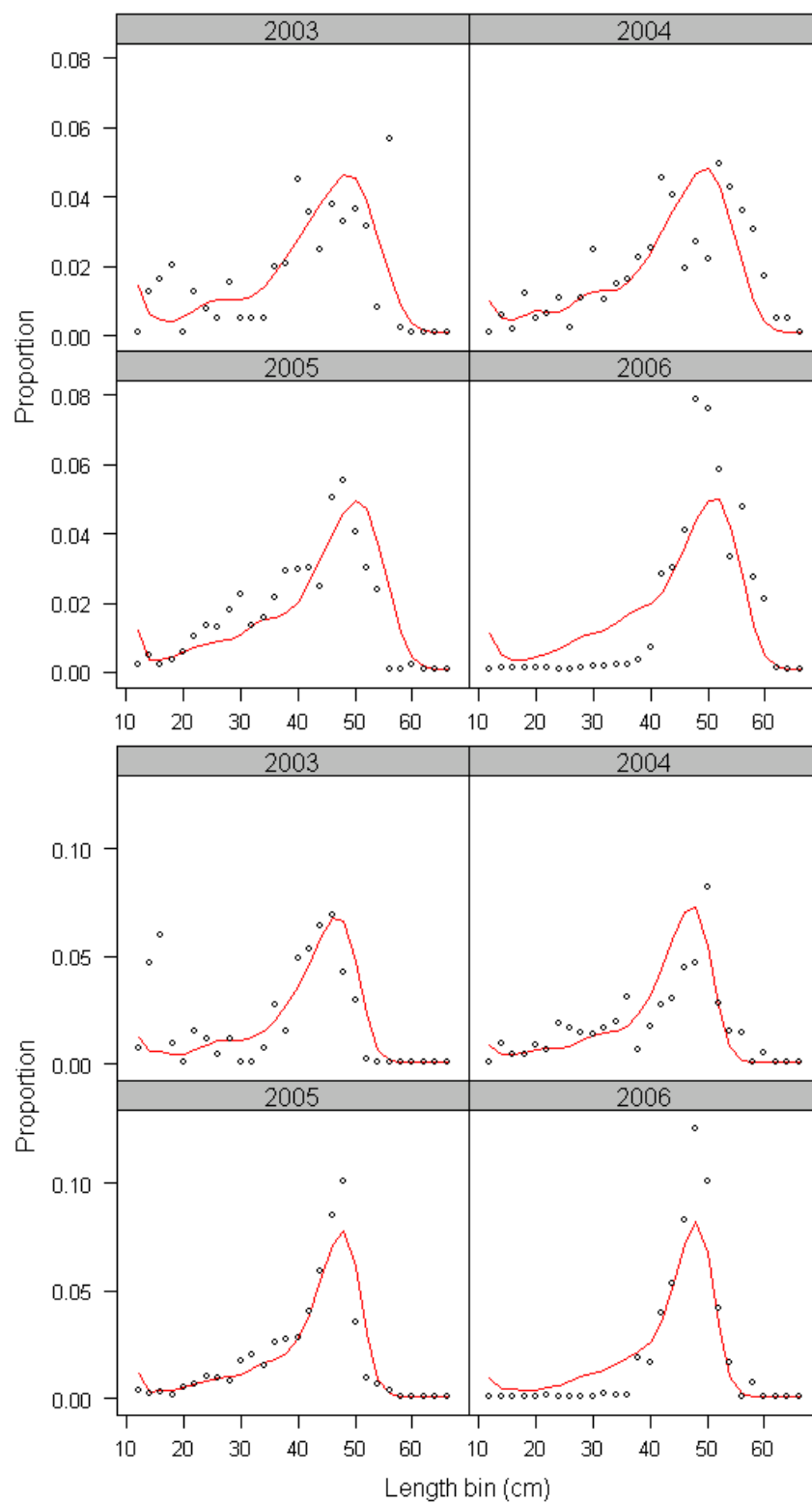


Figure 78. Fit to the NWFSC survey female (upper panel) and male (lower panel) length-frequencies.

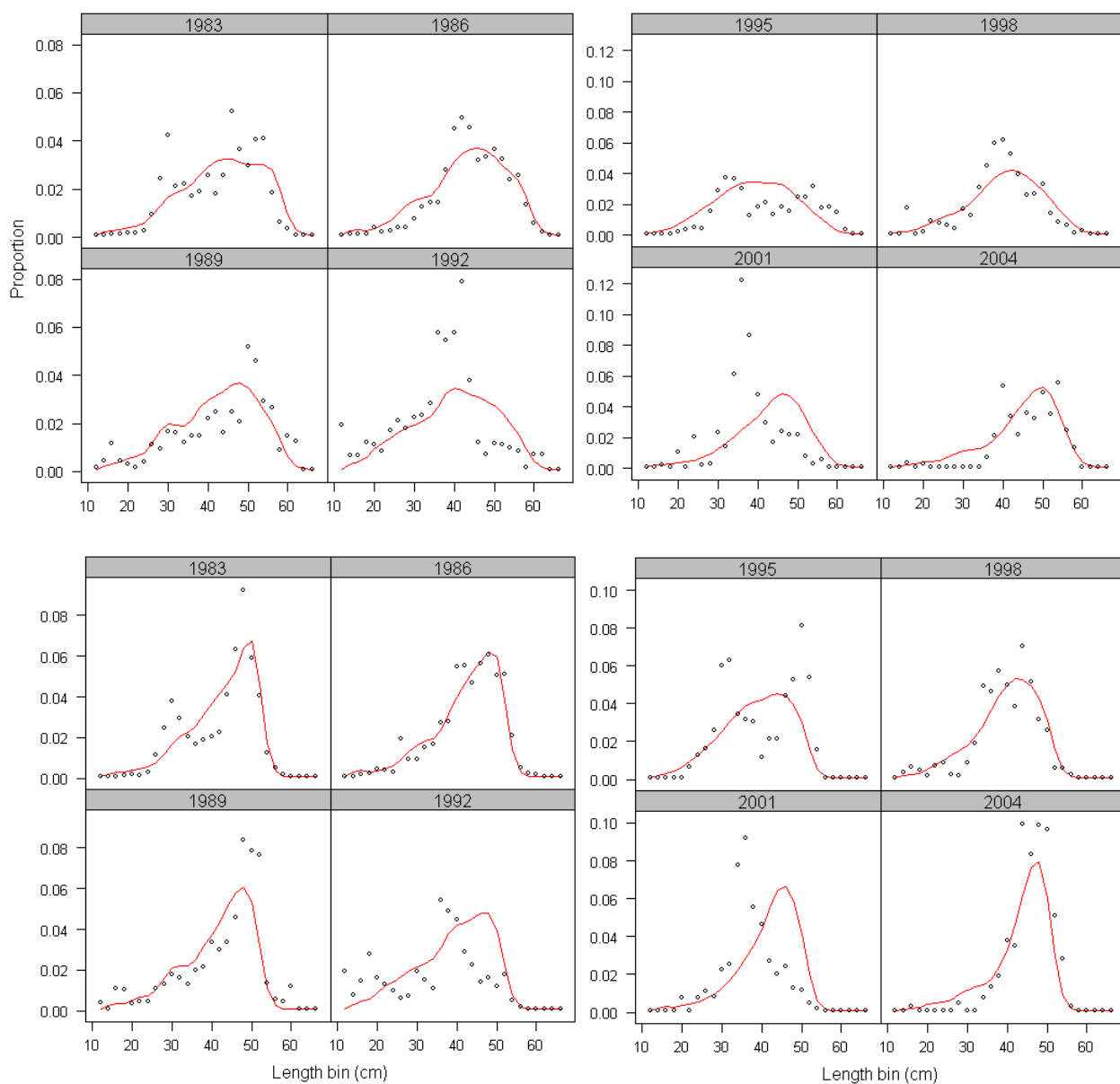


Figure 79. Fit to the triennial survey female (upper panels) and male (lower panels) length-frequencies; 1980-1992 (left panels) and 1995-2004 (right panels).

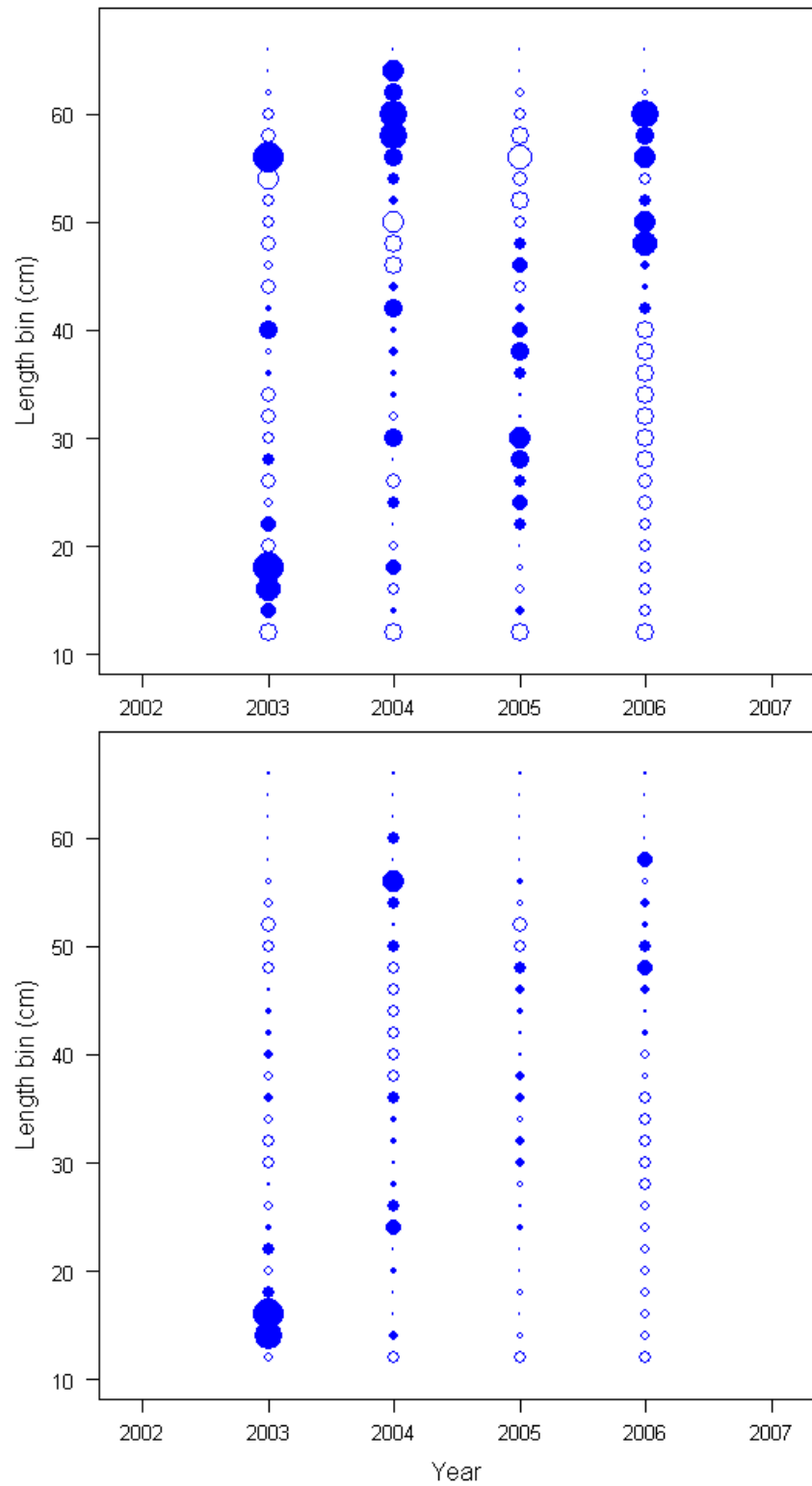


Figure 80. Pearson residuals for the fit to NWFSC survey female (upper panel, maximum = 2.66) and male (lower panel, maximum = 6.32) length-frequencies.

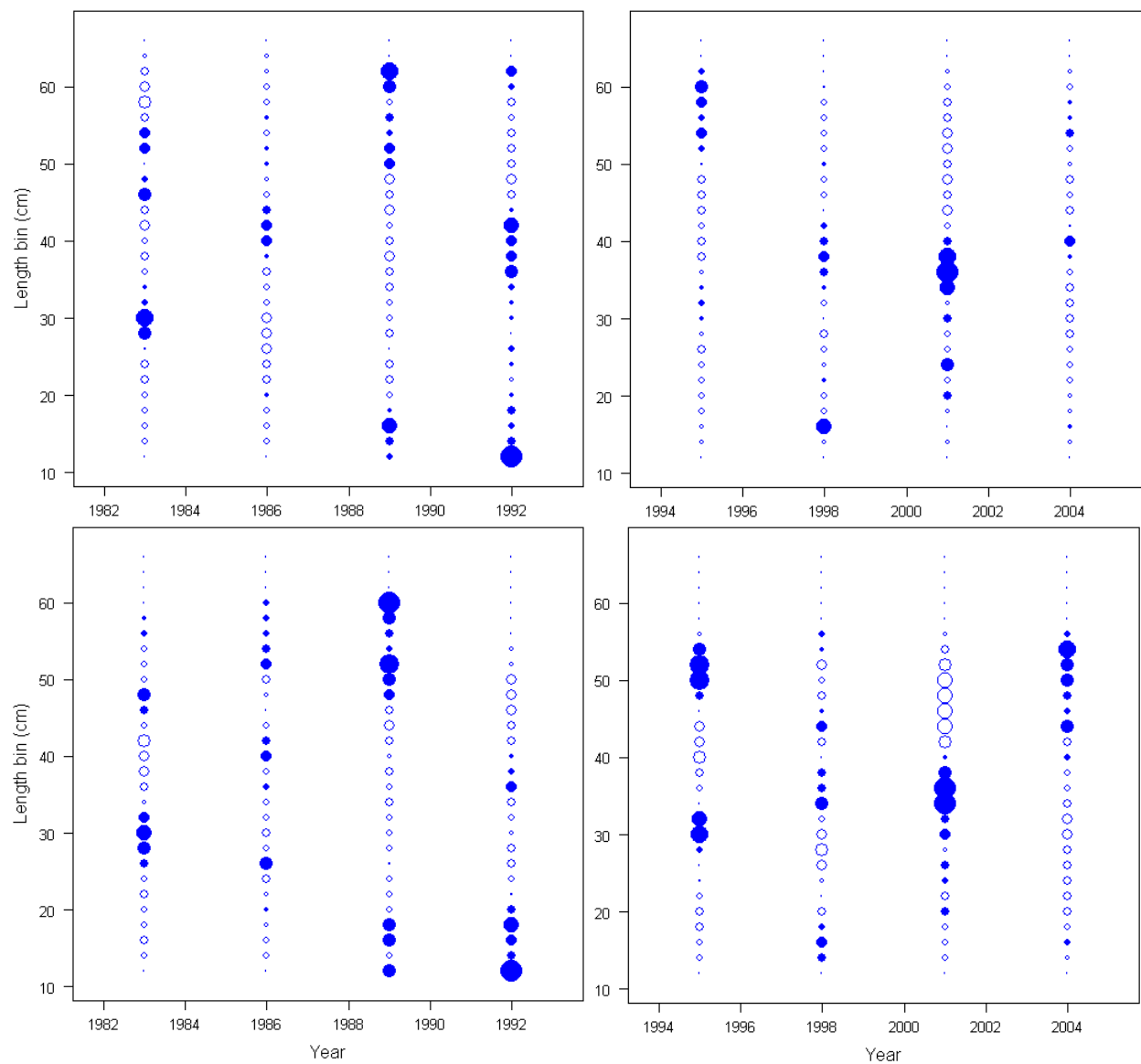


Figure 81. Pearson residuals for the fit to triennial survey female (upper panels, maximum = 4.66, 6.23) and male (lower panels, maximum = 4.78, 3.82) length-frequencies; 1980-1992 (left panels) and 1995-2004 (right panels).

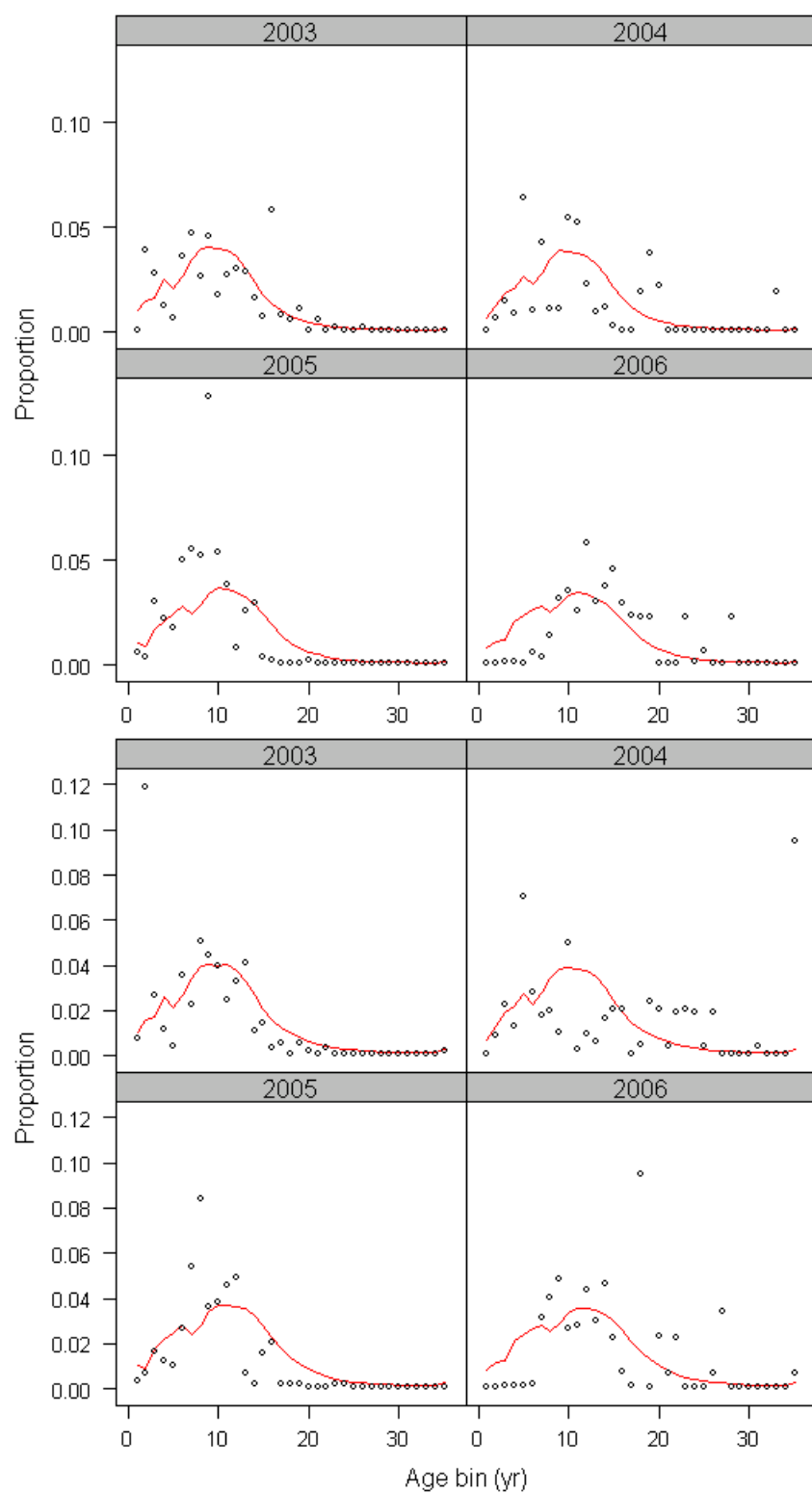


Figure 82. Implied fit to the NWFSC survey female (upper panel) and male (lower panel) marginal age-frequencies. Fits are provided for evaluation only, but not included in the model likelihood.

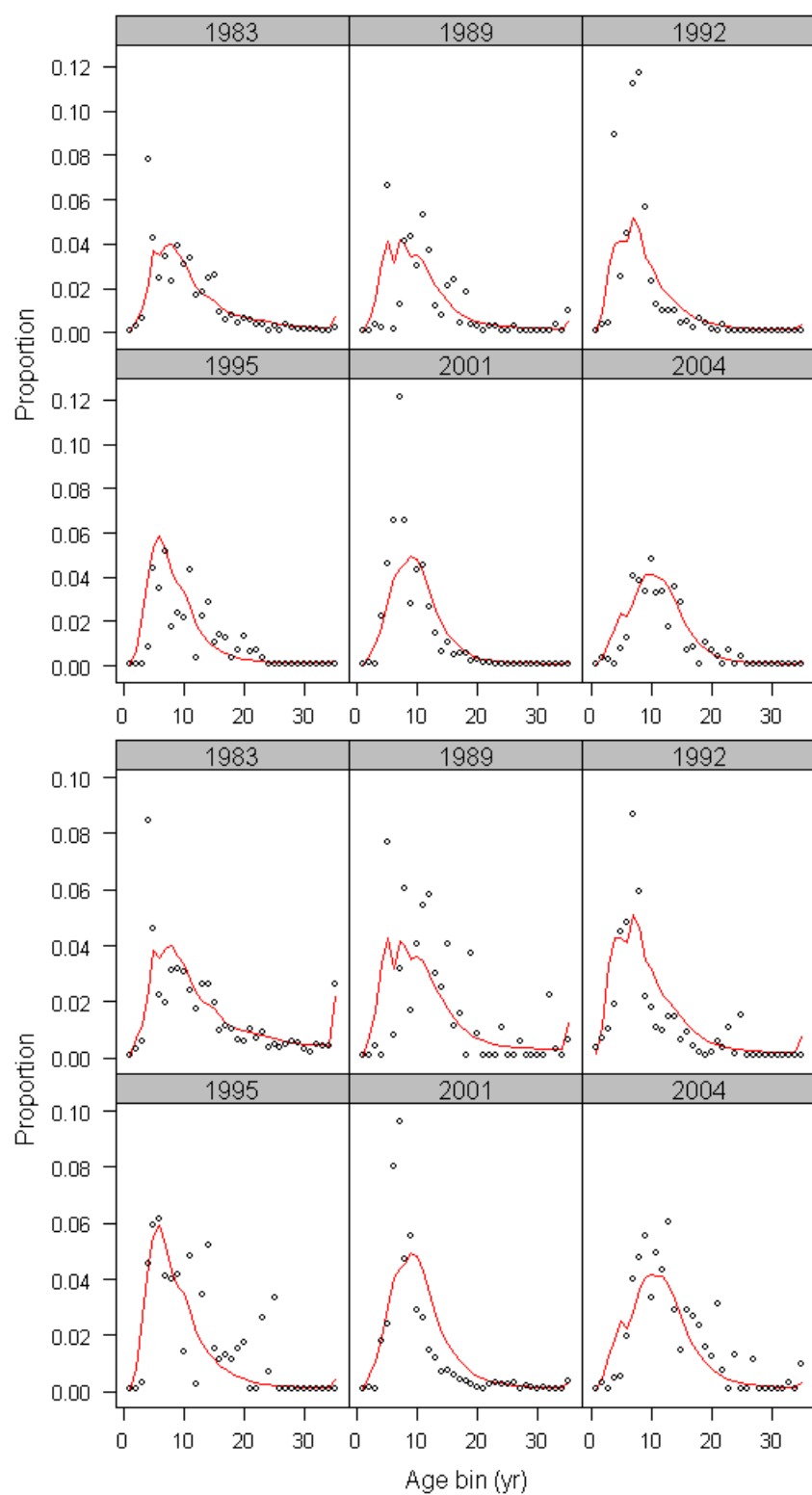


Figure 83. Implied fit to the triennial survey female (upper panel) and male (lower panel) marginal age-frequencies. Fits are provided for evaluation only, but not included in the model likelihood.

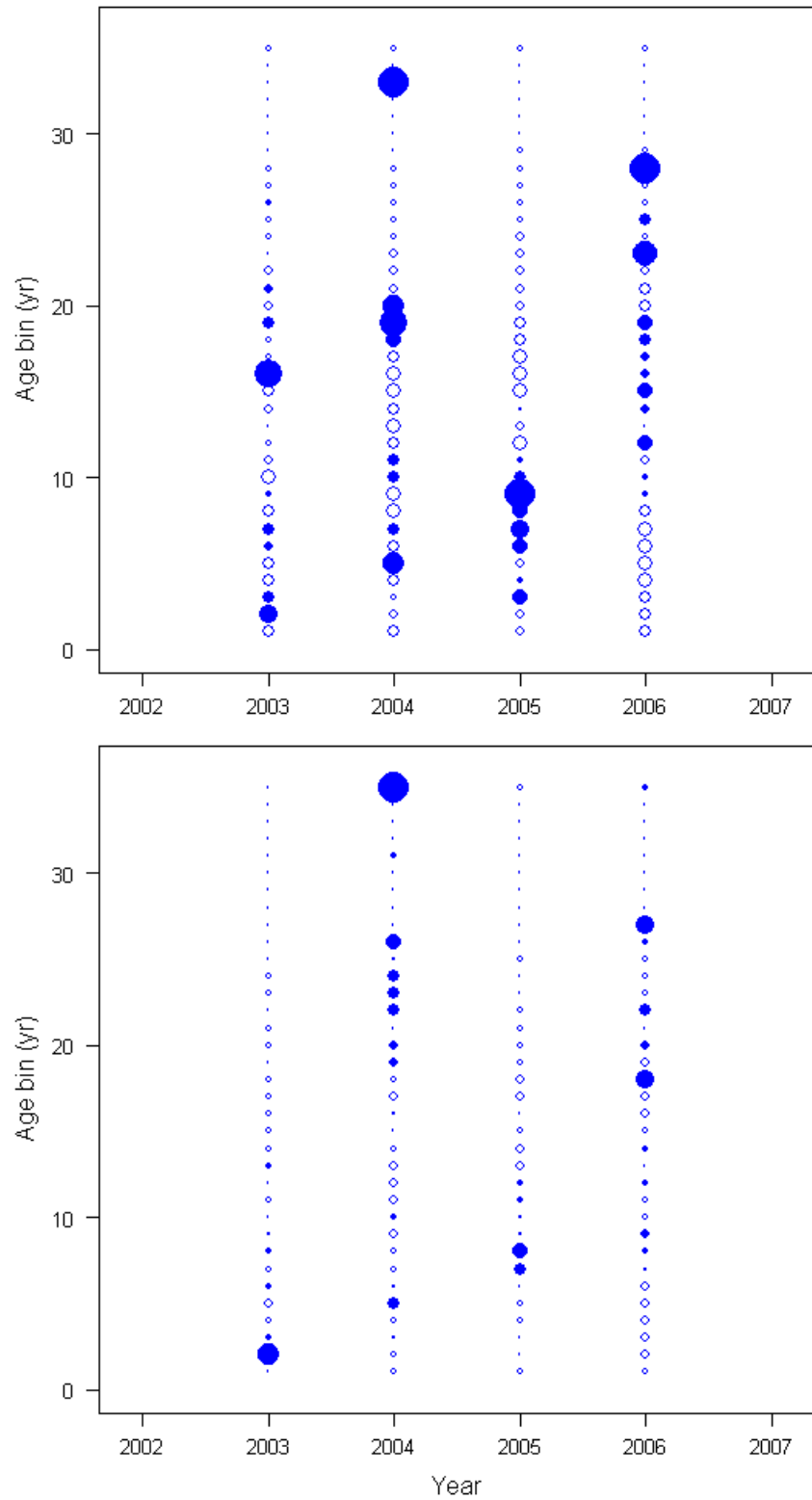


Figure 84. Pearson residuals for the implied fit to the NWFSC survey female (upper panel) and male (lower panel) marginal age-frequencies (for evaluation only, not included in the model fit).

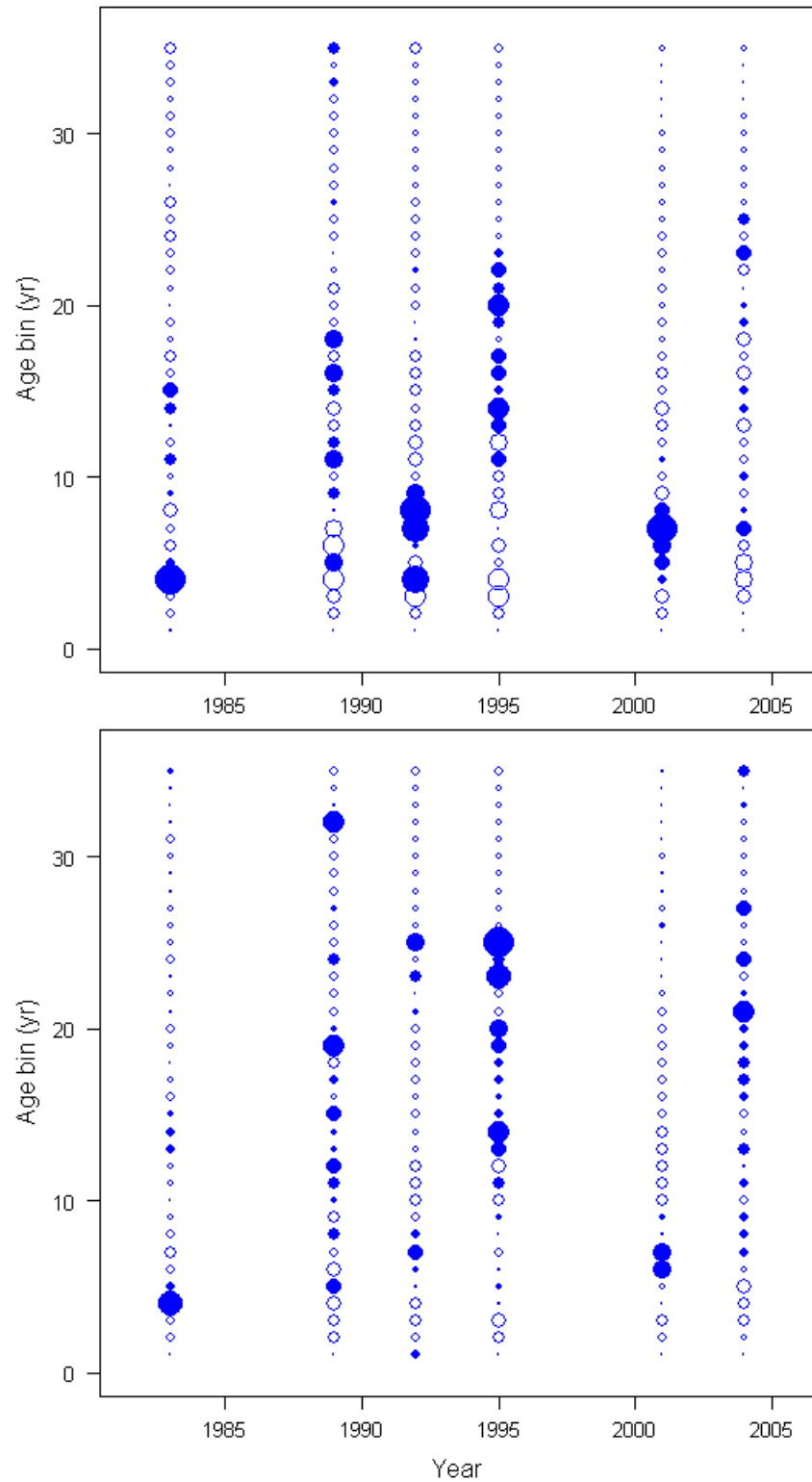


Figure 85. Pearson residuals for the implied fit to the triennial survey female (upper panel) and male (lower panel) marginal age-frequencies (for evaluation only, not included in the model fit).

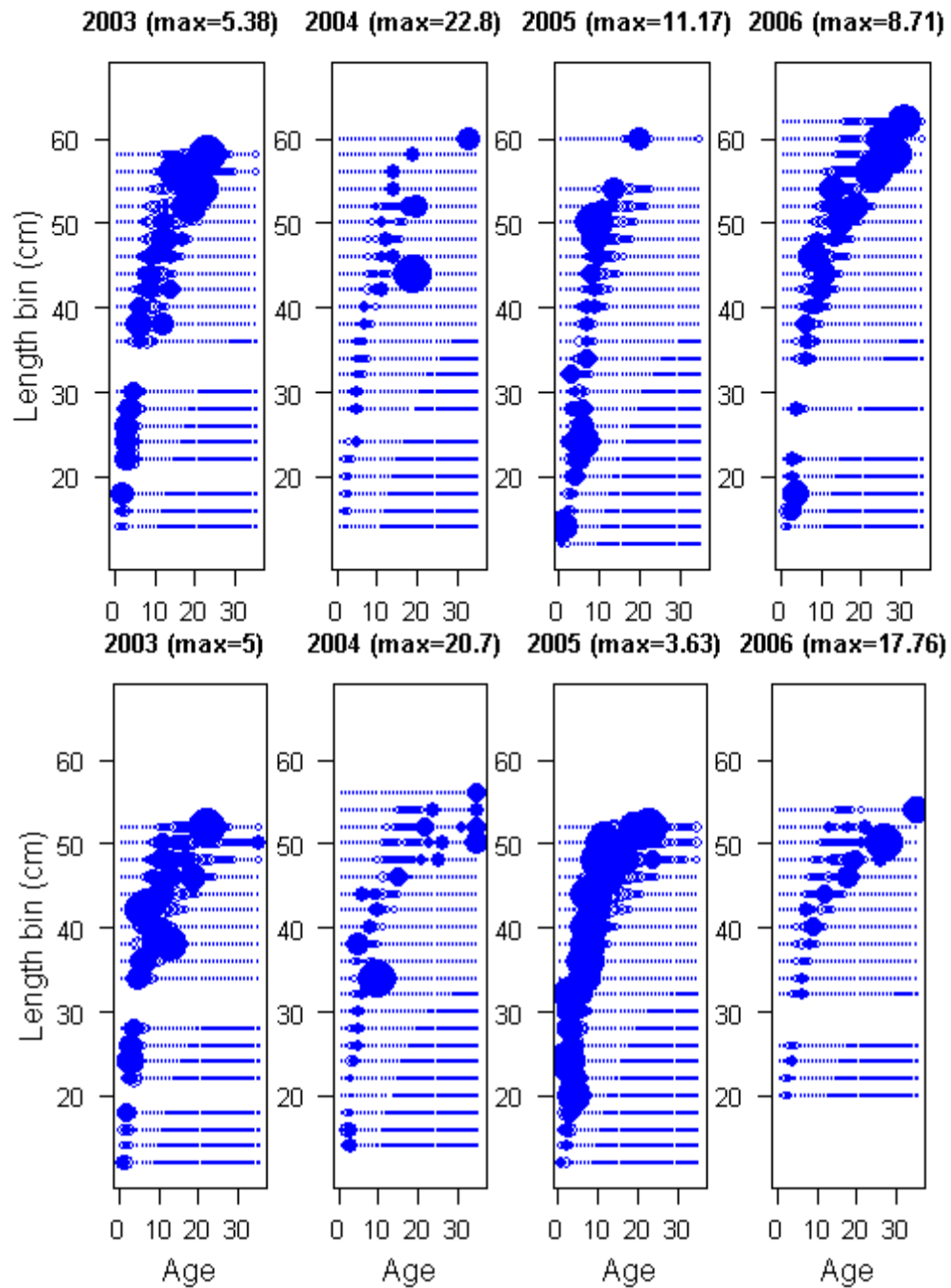


Figure 86. Pearson residuals for the fit to the NWFSC survey female (upper panels) and male (lower panels) conditional age-at-length frequencies. Each panel is scaled independently.

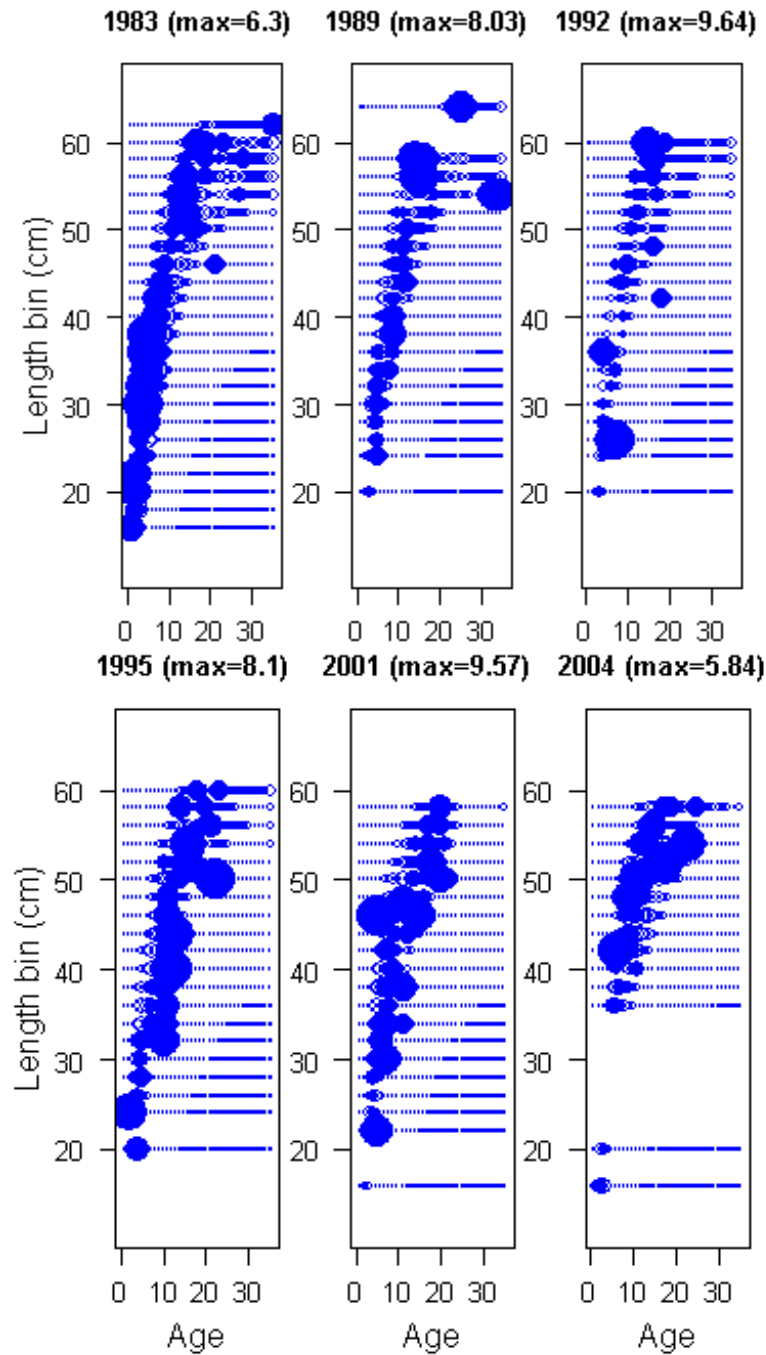


Figure 87. Pearson residuals for the fit to the triennial survey female conditional age-at-length frequencies. Each panel is scaled independently.

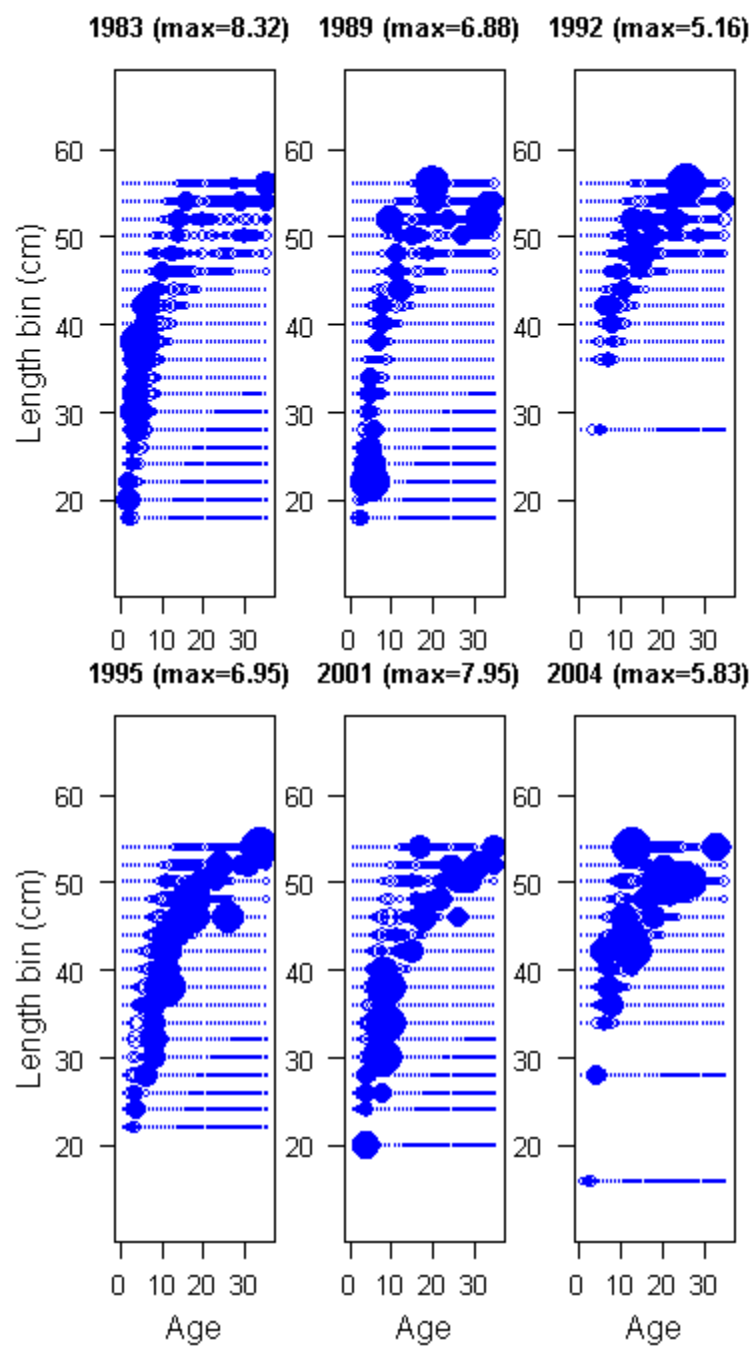


Figure 88. Pearson residuals for the fit to the triennial survey female conditional age-at-length frequencies. Each panel is scaled independently.

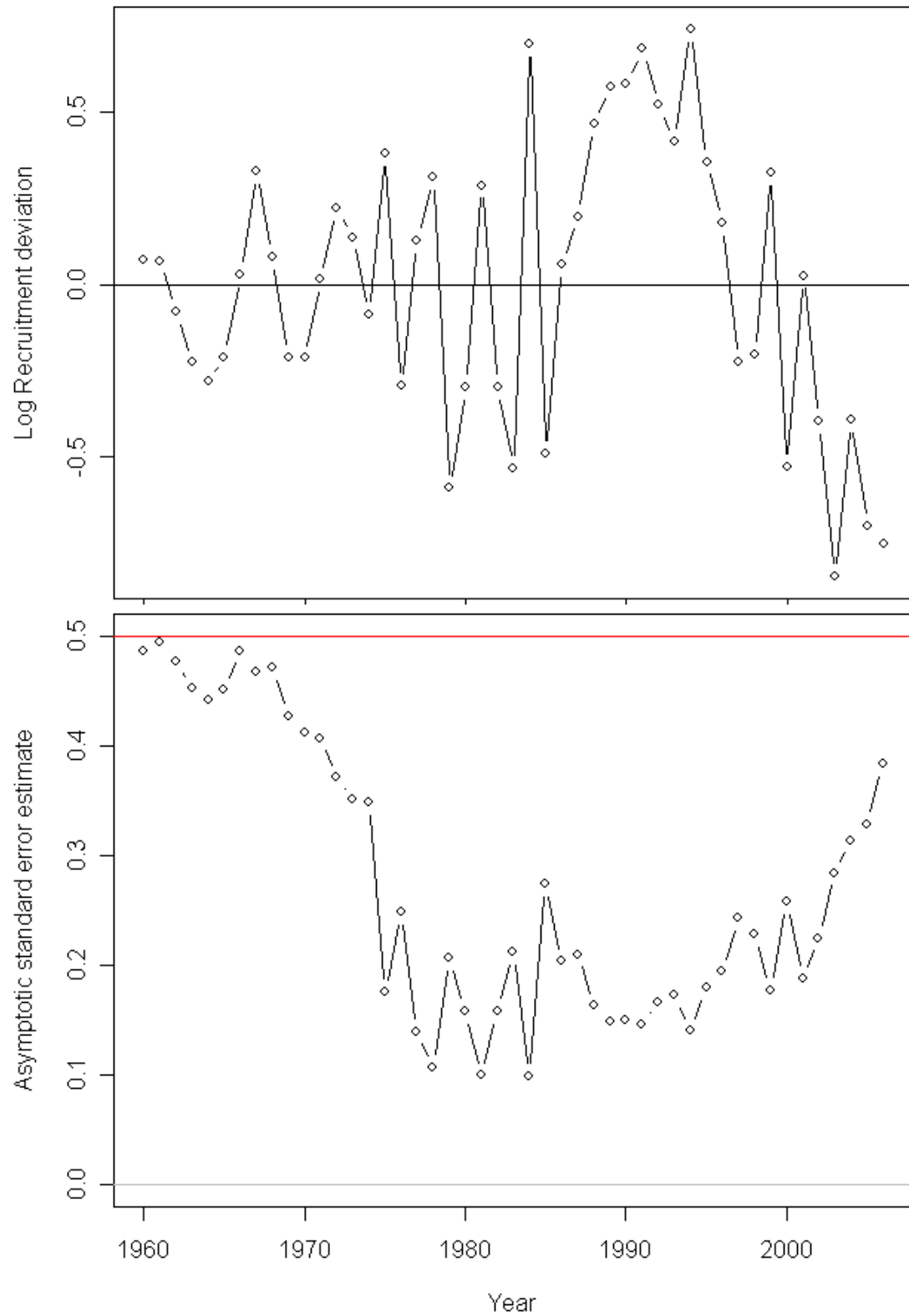


Figure 89. Log recruitment deviations (upper panel) and standard deviations of the recruitment deviations (lower panel) from the base case model run.

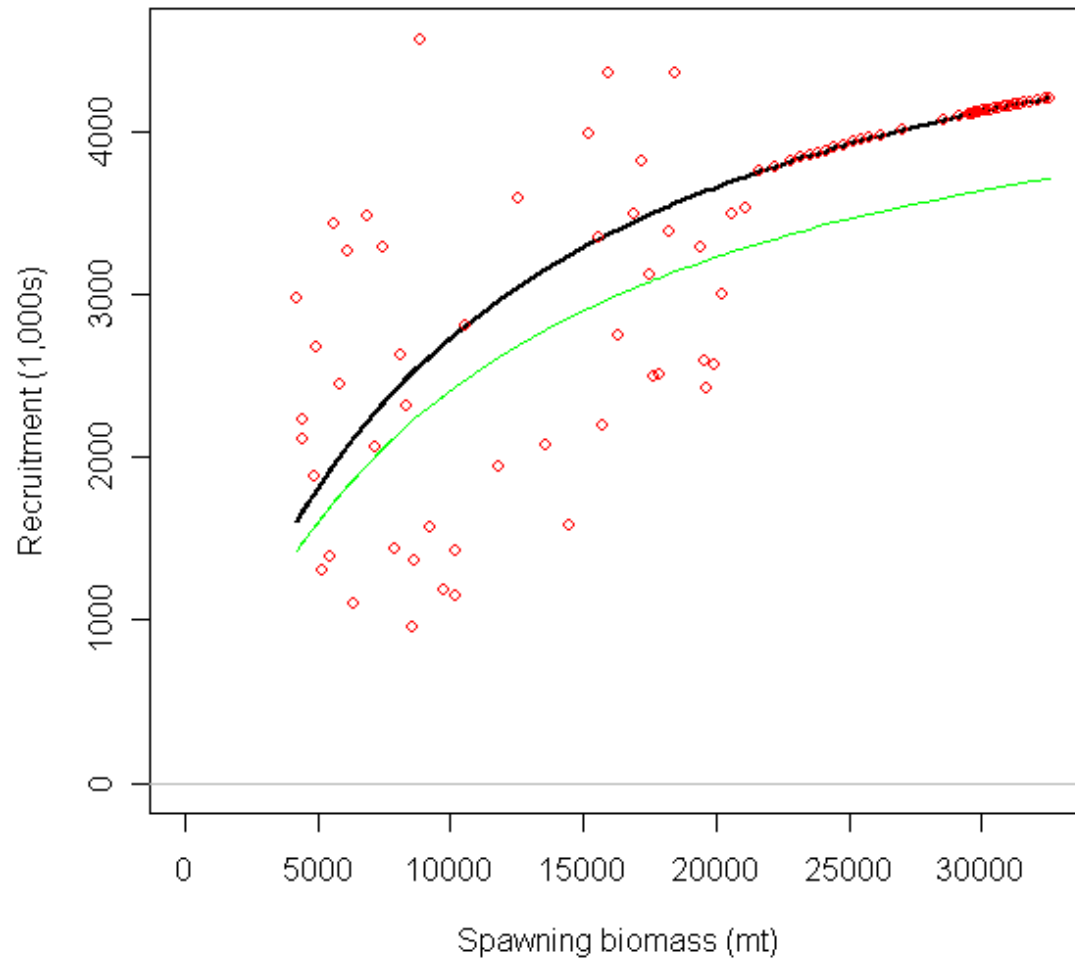


Figure 90. Stock-recruit function with predicted recruitments (points) and bias-corrected expectation (light line).

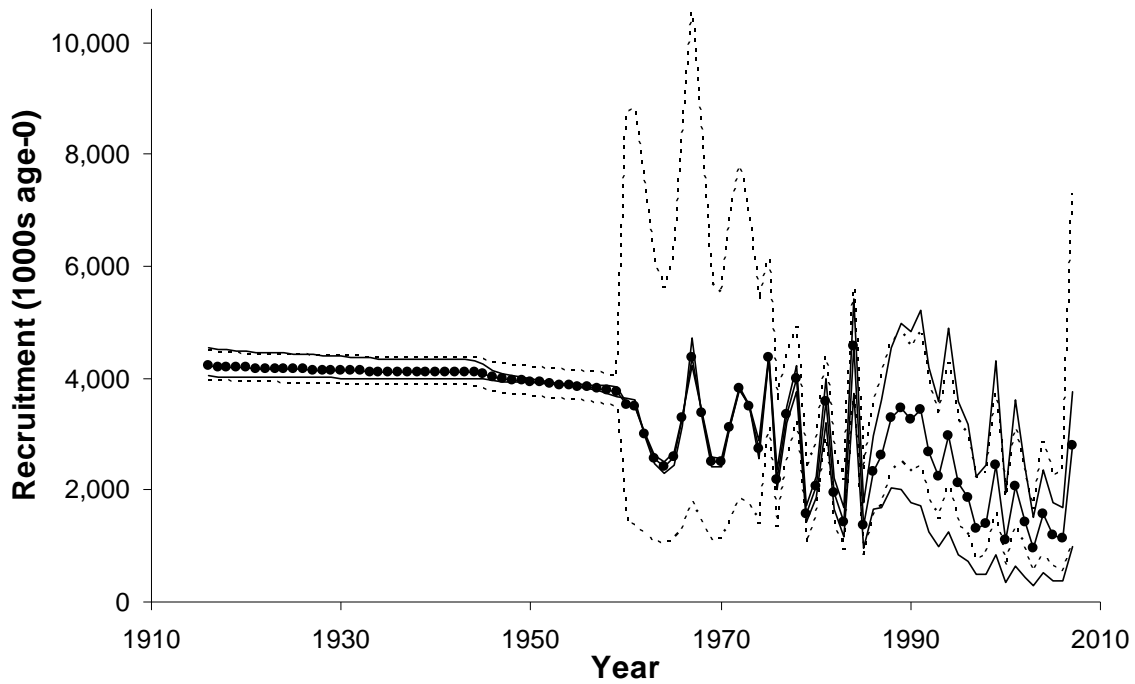


Figure 91. Time series of estimated canary rockfish recruitments for the base case model (round points) with approximate asymptotic 95% confidence interval (dashed lines) and alternate states of nature (light lines).

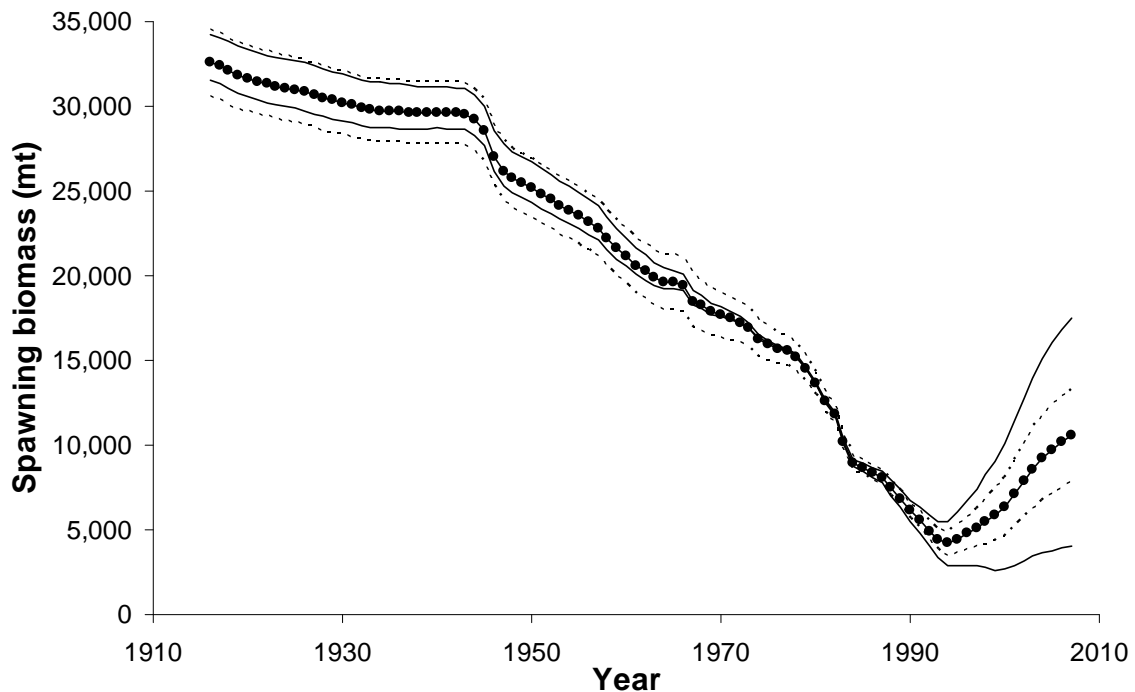


Figure 92. Estimated spawning biomass time-series (1916-2007) for the base case model (round points) with approximate asymptotic 95% confidence interval (dashed lines) and alternate states of nature (light lines).

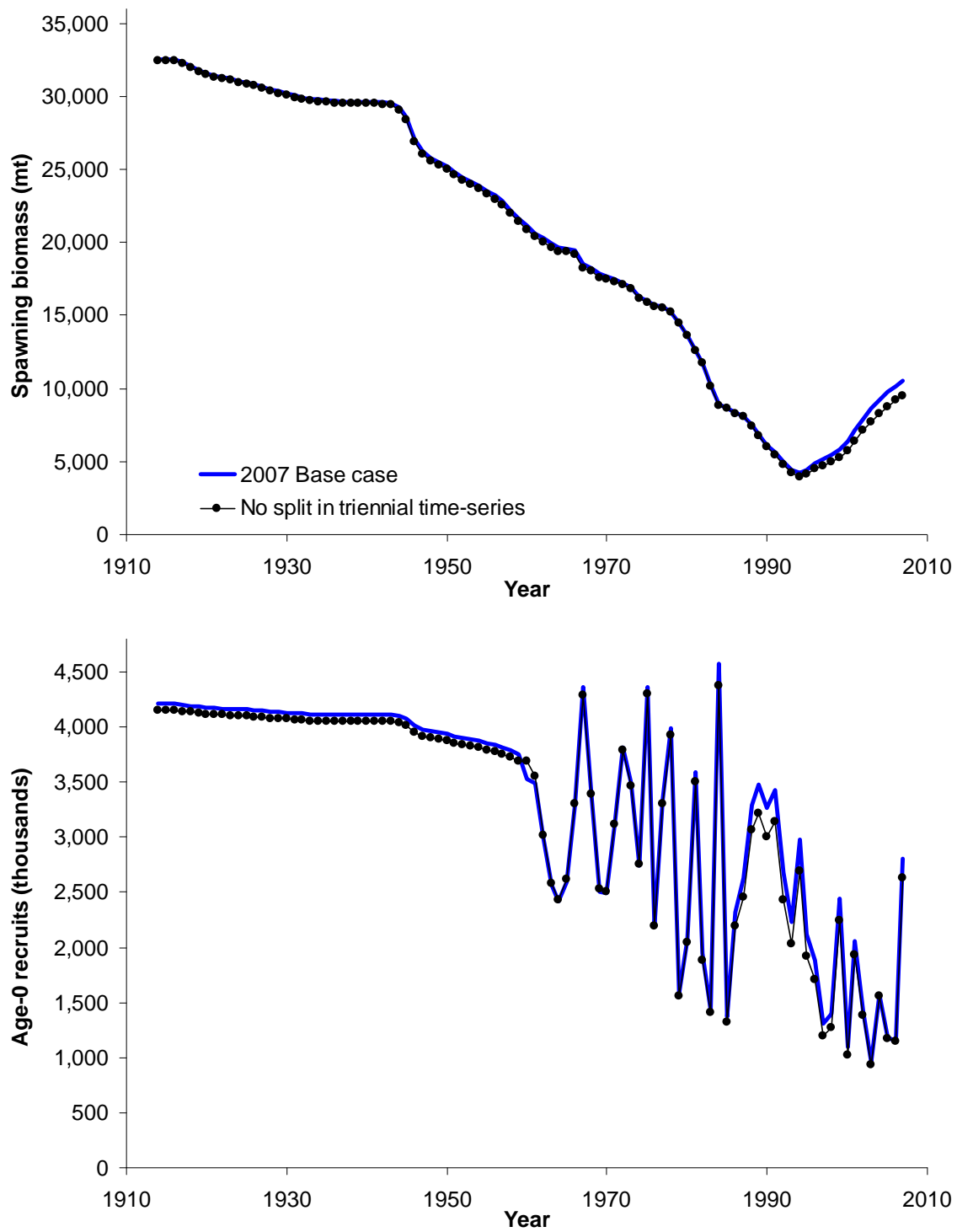


Figure 93. Analysis of sensitivity to splitting the triennial survey time-series.

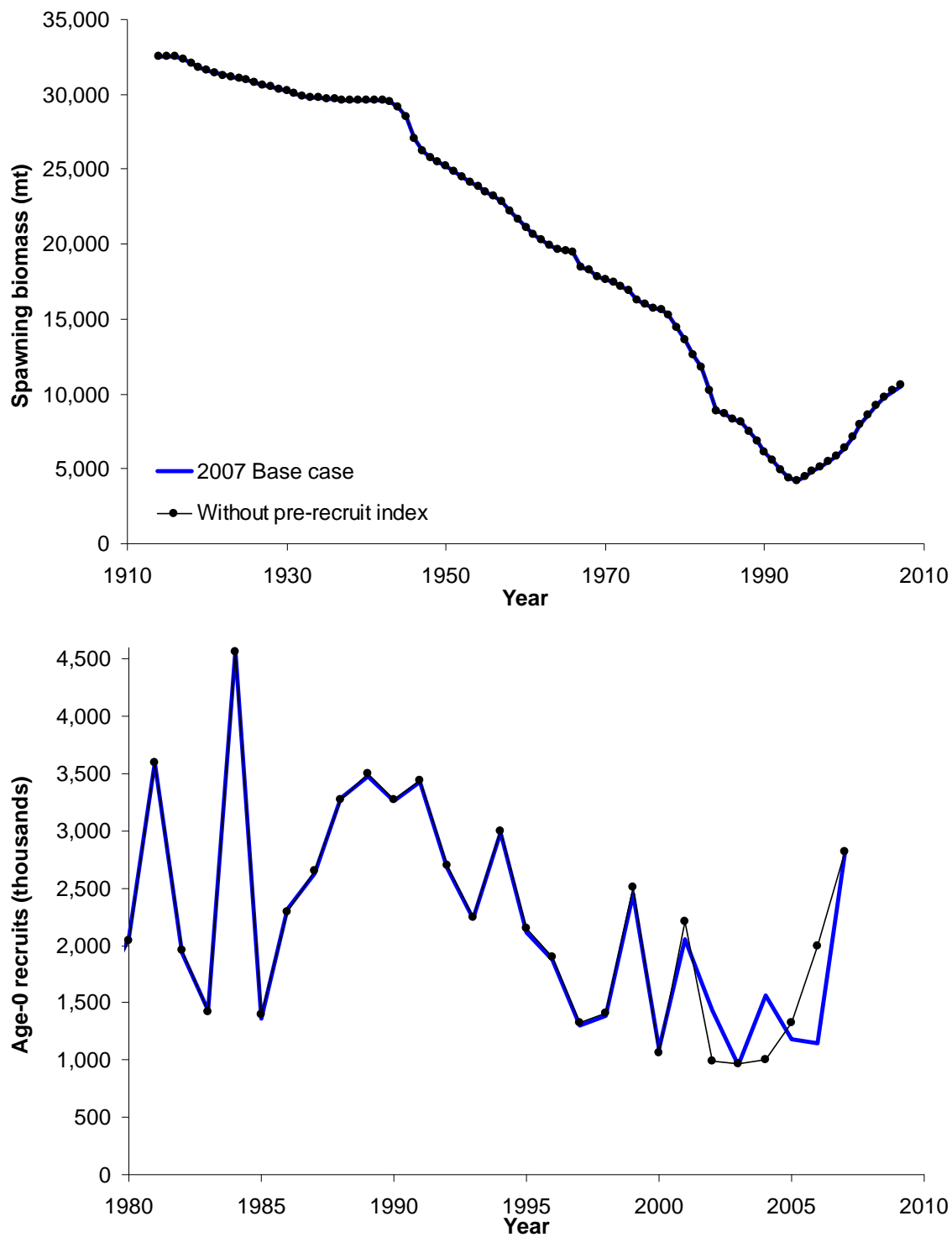


Figure 94. Analysis of sensitivity to exclusion of the pre-recruit index.

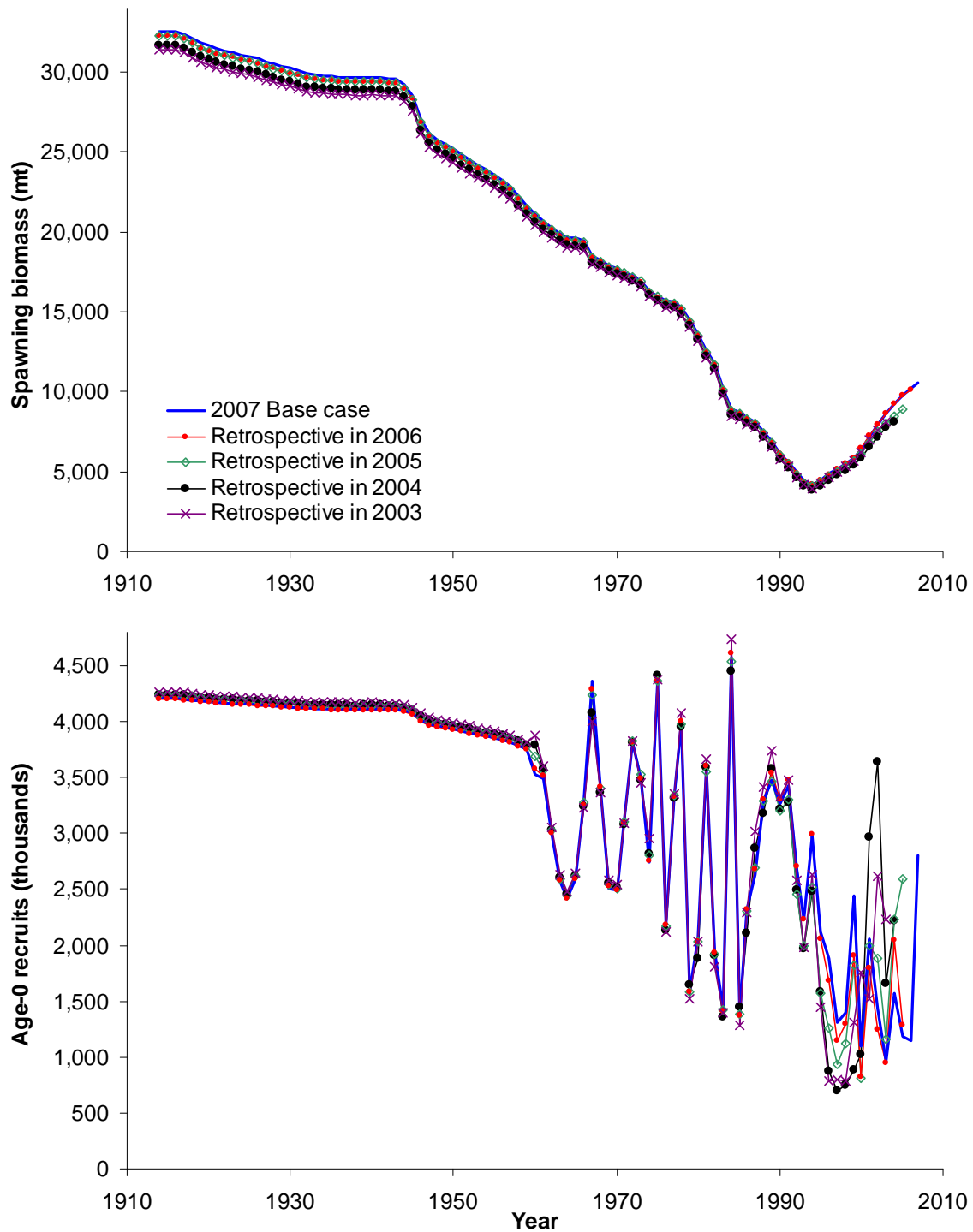


Figure 95. Results from a 4-year retrospective analysis. Each year of retrospective is performed as if the assessment were conducted in that year (i.e., retrospective in 2006 includes data through 2005).

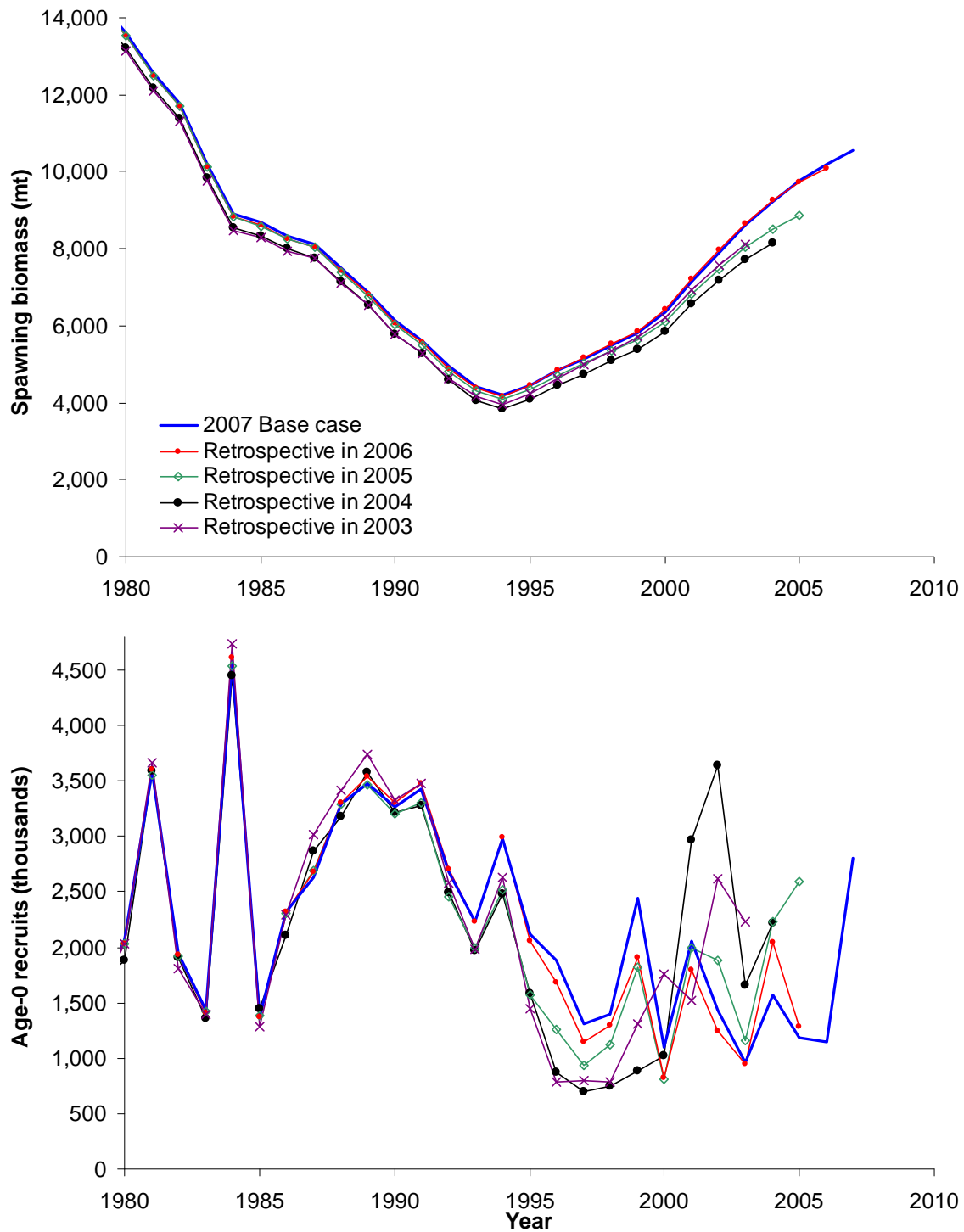


Figure 96. Focus on recent trend from a 4-year retrospective analysis. Each year of retrospective is performed as if the assessment were conducted in that year (i.e., retrospective in 2006 includes data through 2005).

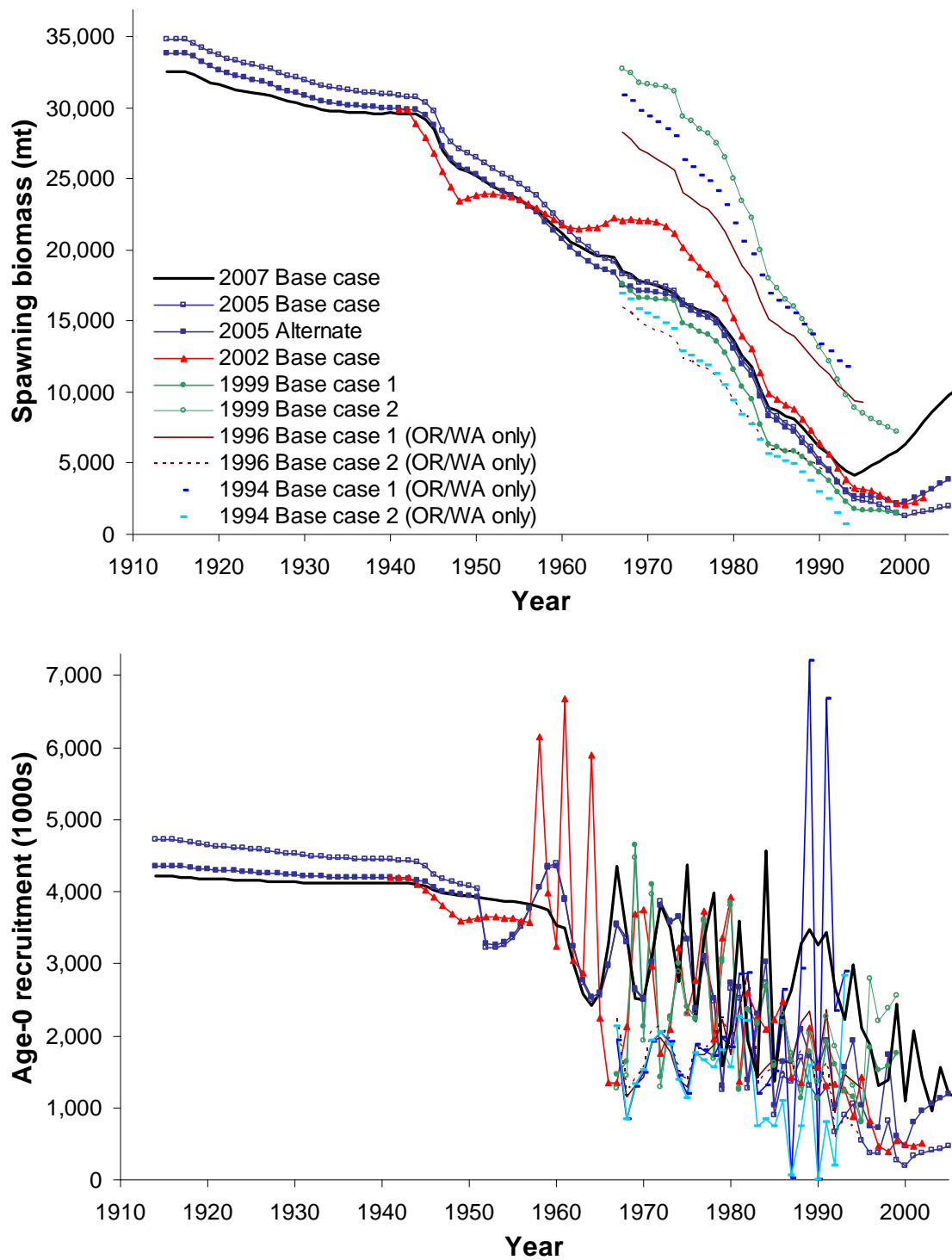


Figure 97. Retrospective analysis across stock assessments for canary rockfish, 1994-2007.

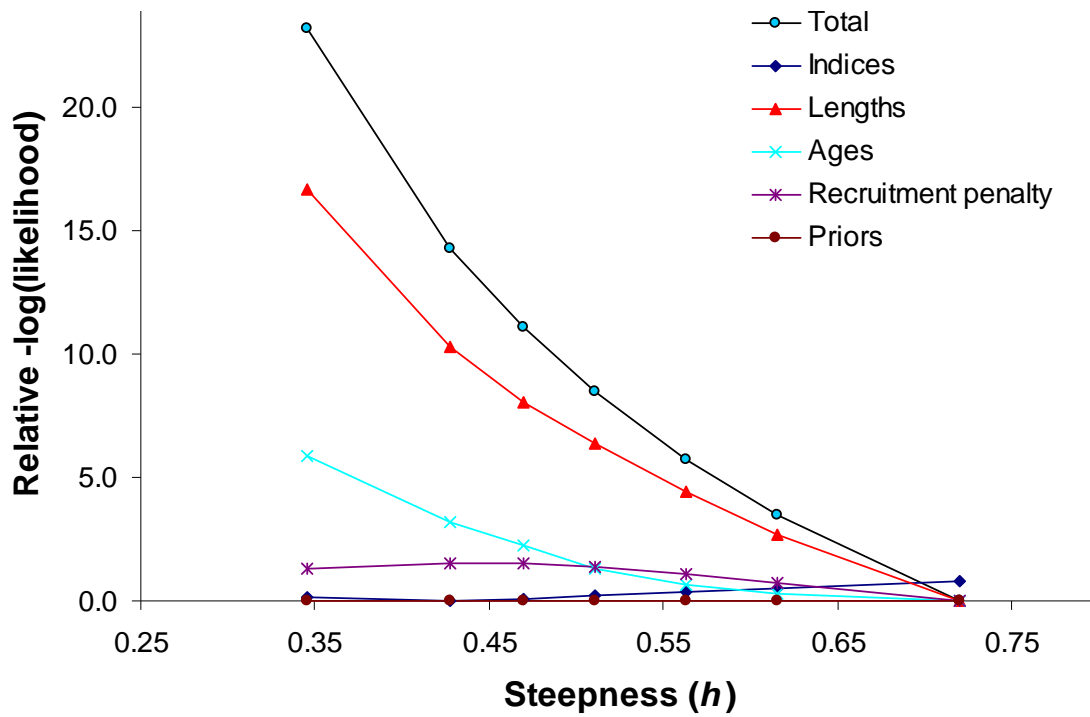


Figure 98. Relative contribution of each likelihood component to the likelihood profile for steepness of the stock-recruitment function.

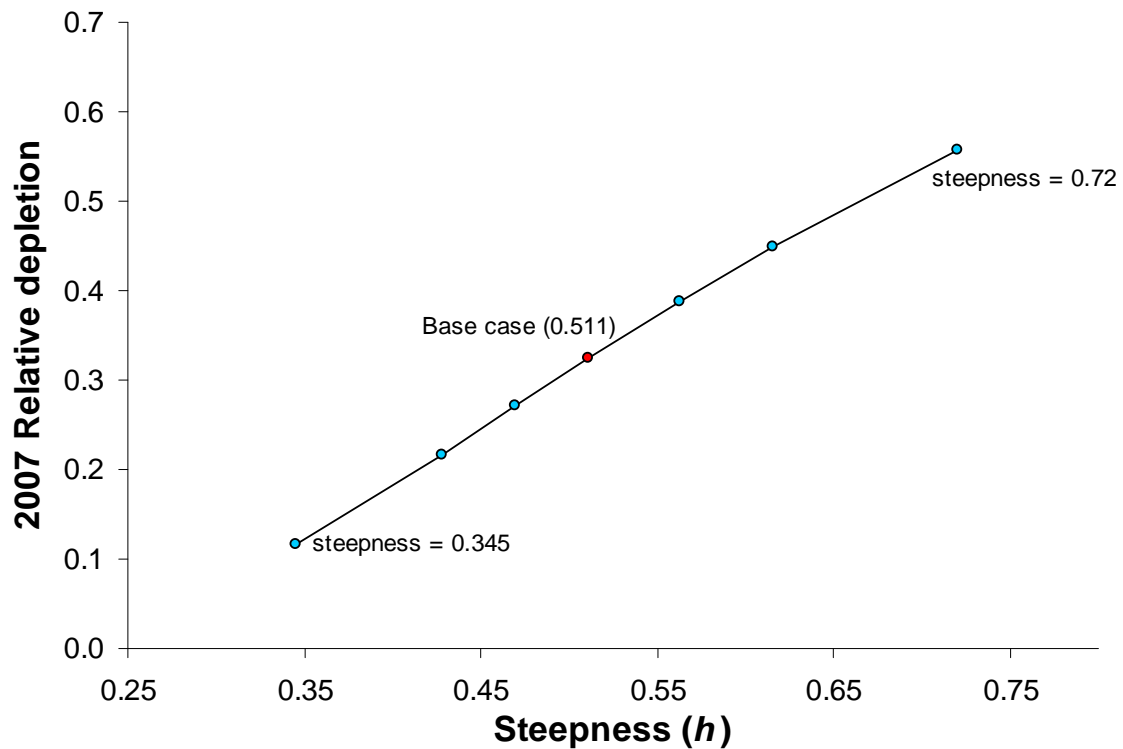


Figure 99. Relationship between 2007 relative depletion and steepness of the stock-recruitment function based on a likelihood profile.

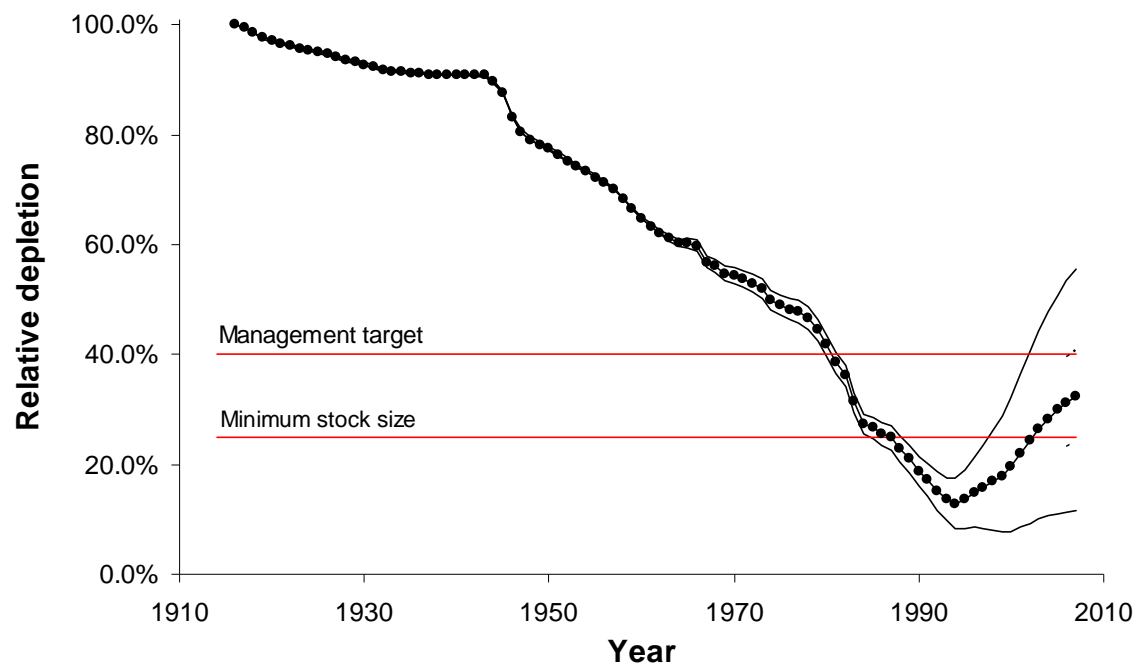


Figure 100. Time series of depletion level as estimated in the base case model (round points) with approximate asymptotic 95% confidence interval (2006-2007 only, dashed lines) and alternate states of nature (light lines).

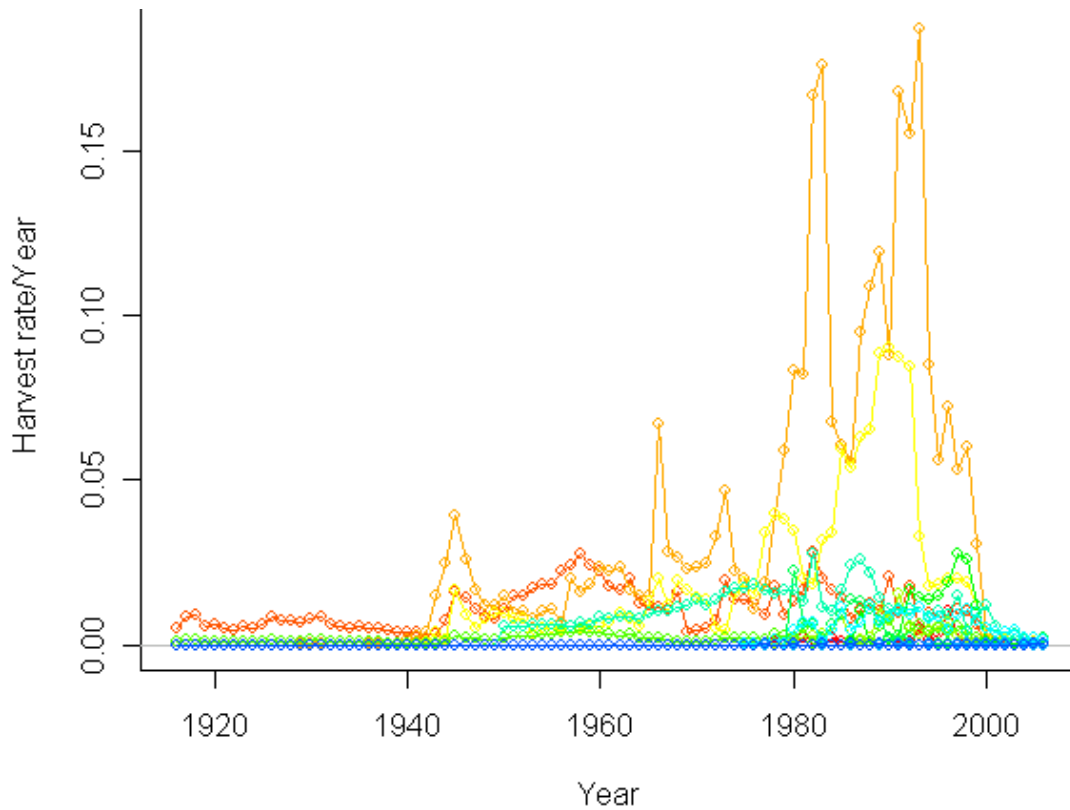


Figure 101. Time-series of harvest rate per year (F) for the fishing fleets. The Oregon trawl fleet is the upper line from 1979-1999 and the Washington trawl fleet is the second highest line 1983-1996.

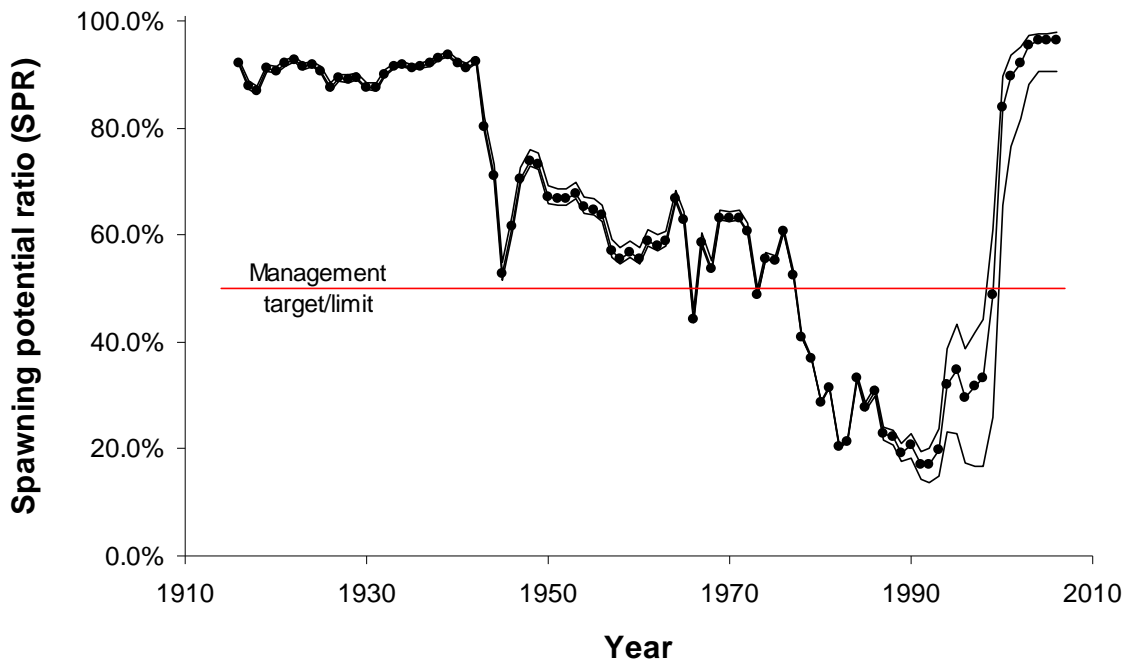


Figure 102. Time series of estimated spawning potential ratio (SPR) for the base case model (round points) and alternate states of nature (light lines). Values of SPR below 0.5 reflect harvests in excess of the current overfishing proxy.

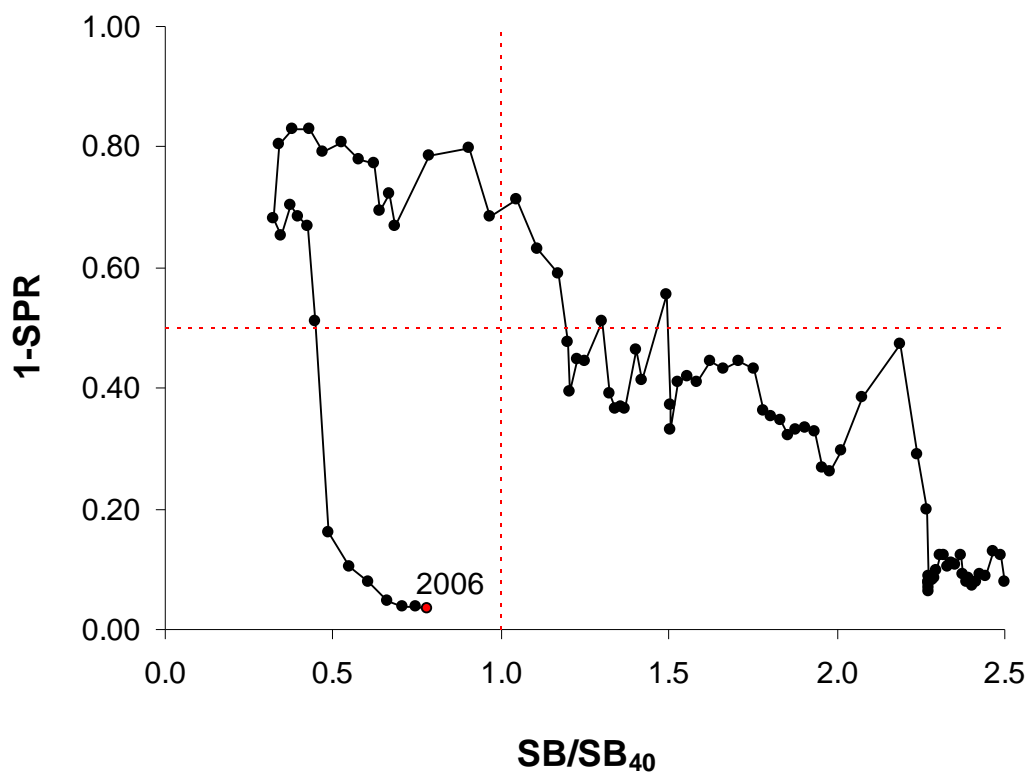


Figure 103. Estimated spawning potential ratio relative to the proxy target of 50% vs. estimated spawning biomass relative to the proxy 40% level from the base case model. Higher biomass occurs on the right side of the x-axis, higher exploitation rates occur on the upper side of the y-axis.

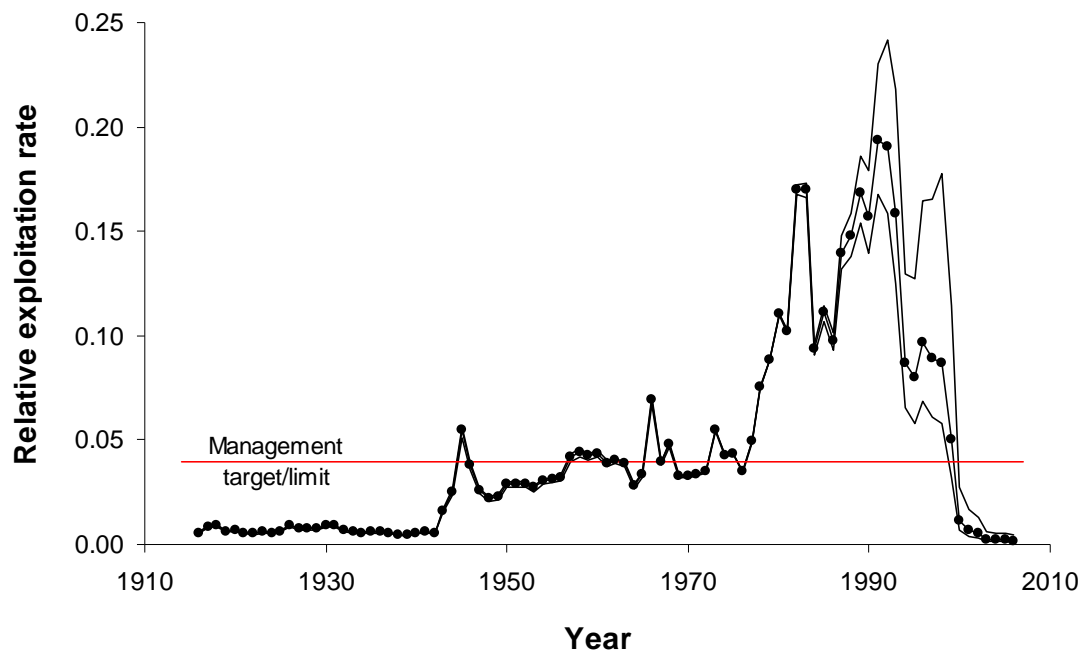


Figure 104. Time series of estimated relative exploitation rate (catch/age 5 and older biomass, lower panel) for the base case model (round points) and alternate states of nature (light lines). Values of relative exploitation rate in excess of horizontal line are above the rate corresponding to the overfishing proxy from the base case.

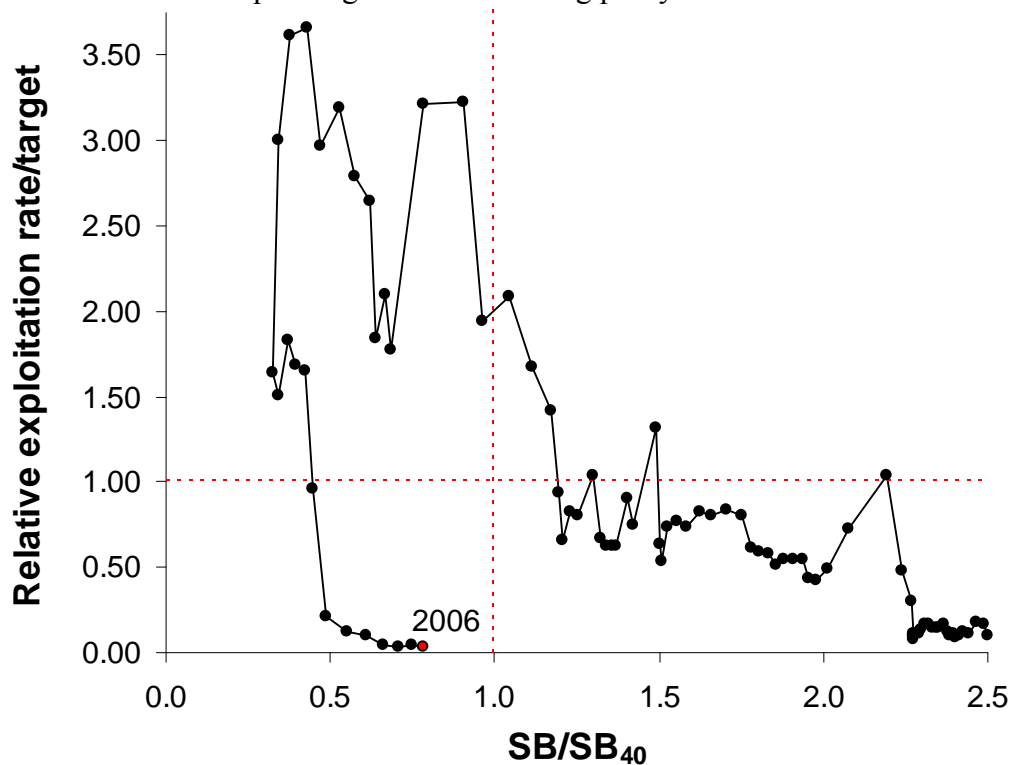


Figure 105. Phase plot of estimated fishing intensity vs. relative spawning biomass for the base case model. Fishing intensity is the relative exploitation rate divided by the level corresponding to the overfishing proxy (0.040). Relative spawning biomass is annual spawner abundance divided by the 40% rebuilding target.

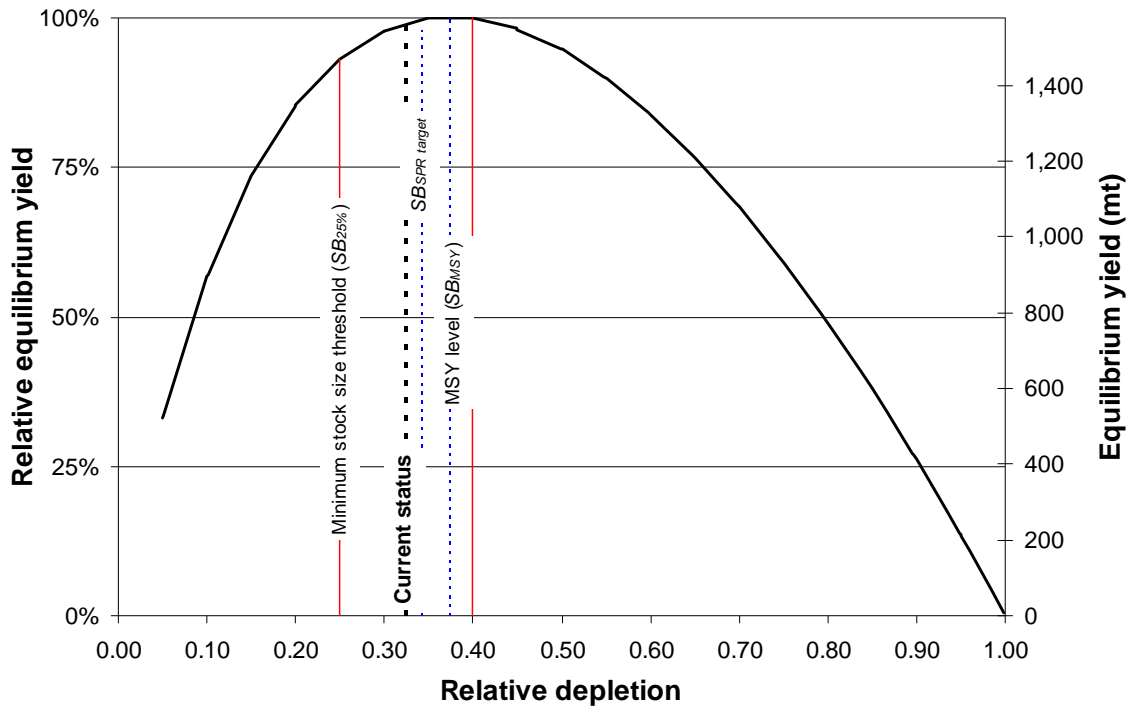


Figure 106. Equilibrium yield curve for the base case model. Values are based on 1994-1998 fishery selectivity and allocation to better approximate the performance of a targeted fishery rather than a bycatch-only scenario.

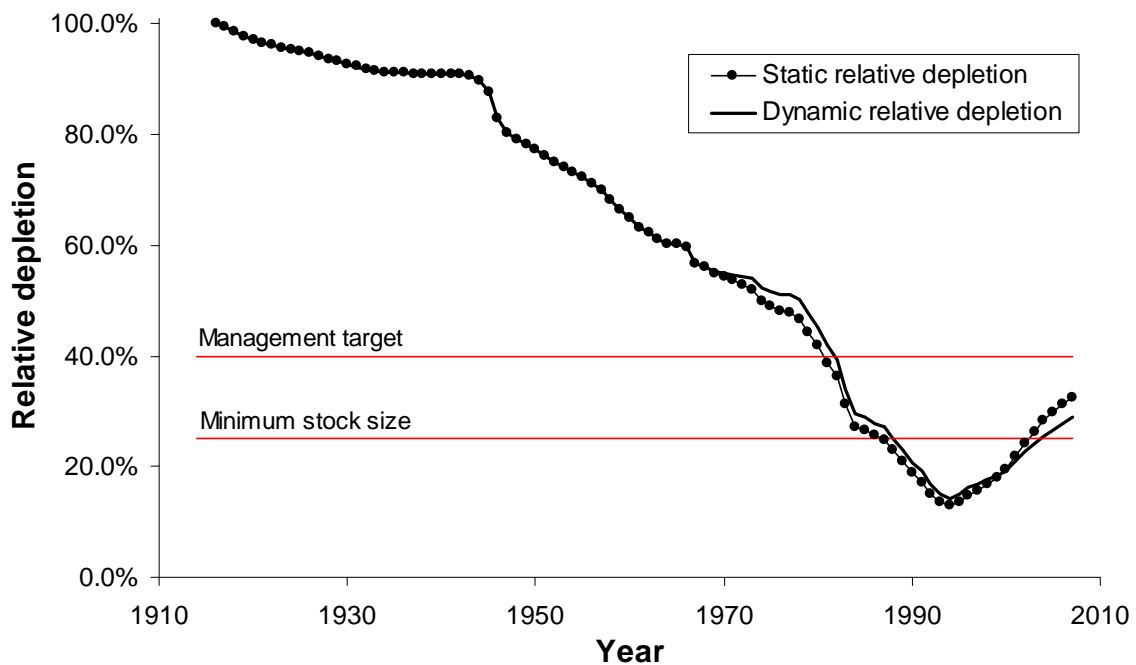


Figure 107. Comparison of the standard 'static' estimate of relative depletion (spawning biomass over unexploited spawning biomass) and the 'dynamic' estimate of spawning biomass over spawning biomass predicted for that year in the absence of any fishing.

12. Appendix A: Fits to fishery length and age data with diagnostics

In this appendix a series of three types of plots are presented for each kind of data and fishing fleet in the canary assessment model. The first plot shows the relationship between input and effective sample size, the second the fit to the compositional data and the third the Pearson residuals for the preceding fit. Length data are presented first, followed by age data.

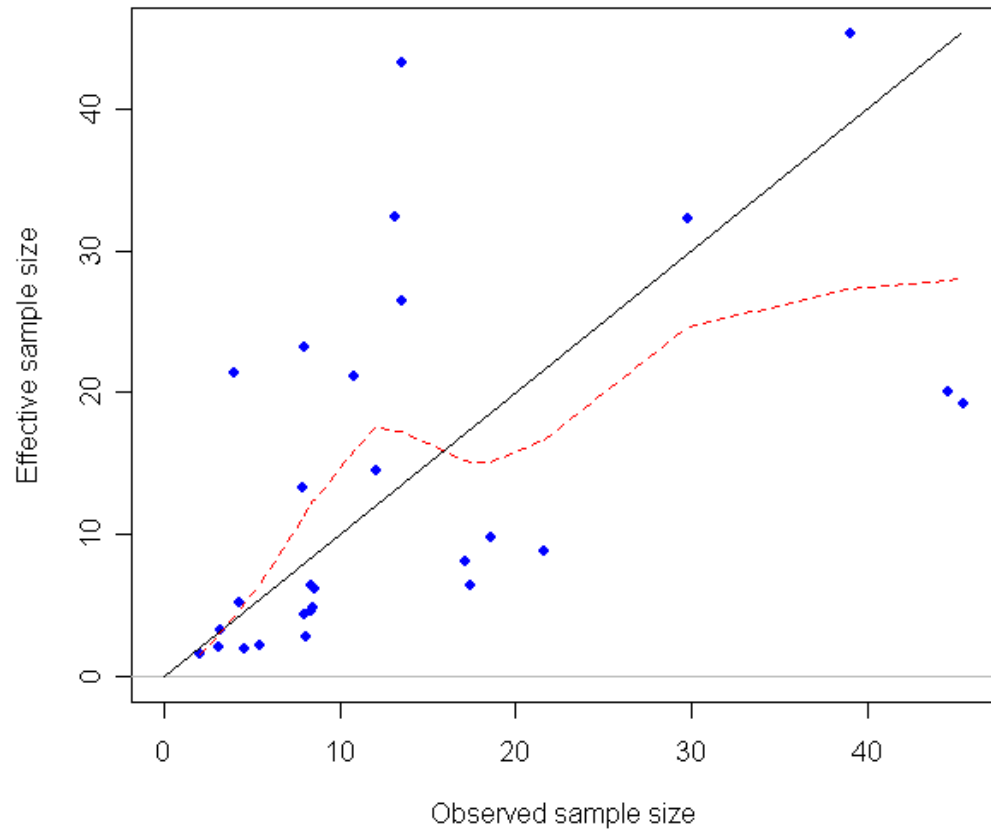


Figure 108. Observed and effective sample sizes for the Southern California trawl fleet length-frequency observations (sexes combined).

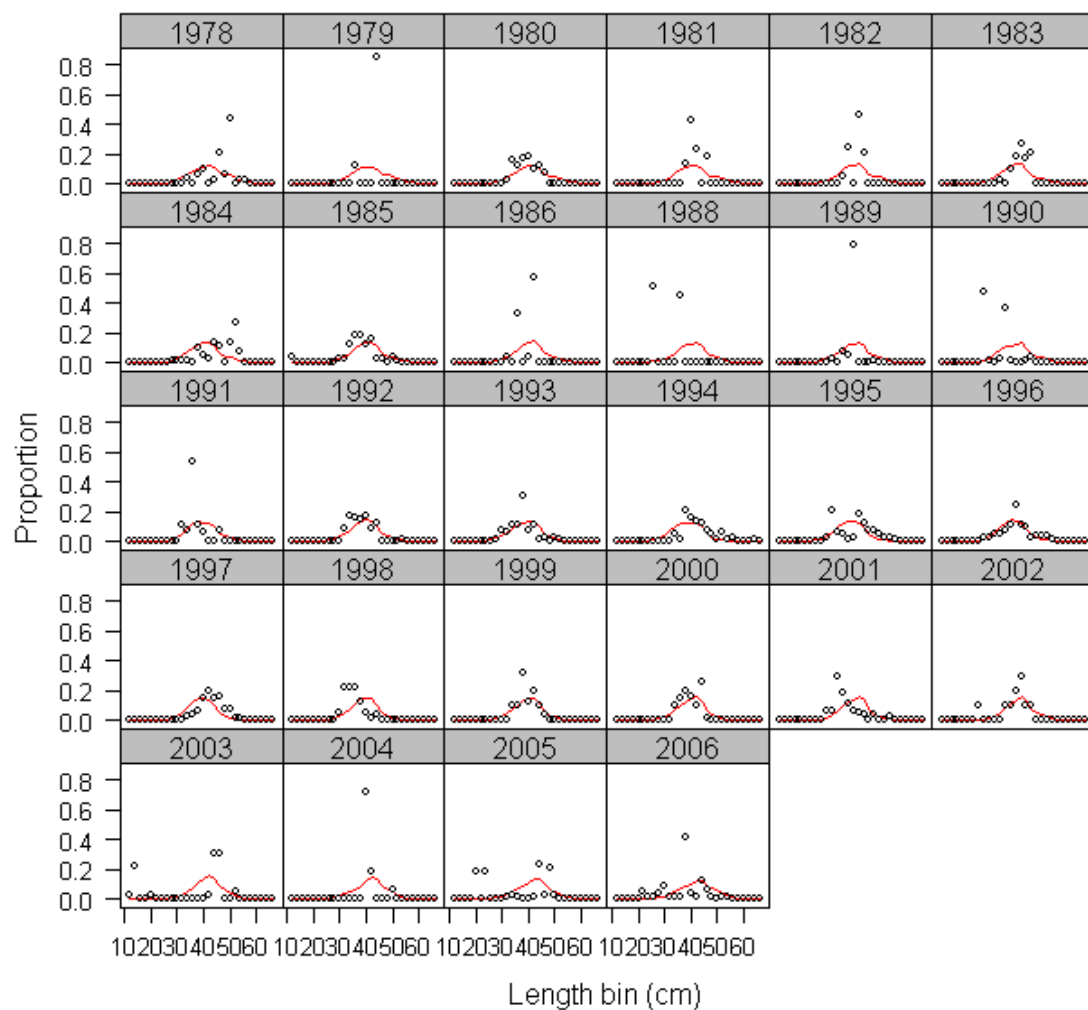


Figure 109. Fit to length-frequency observations (sexes combined) for the Southern California trawl fleet.

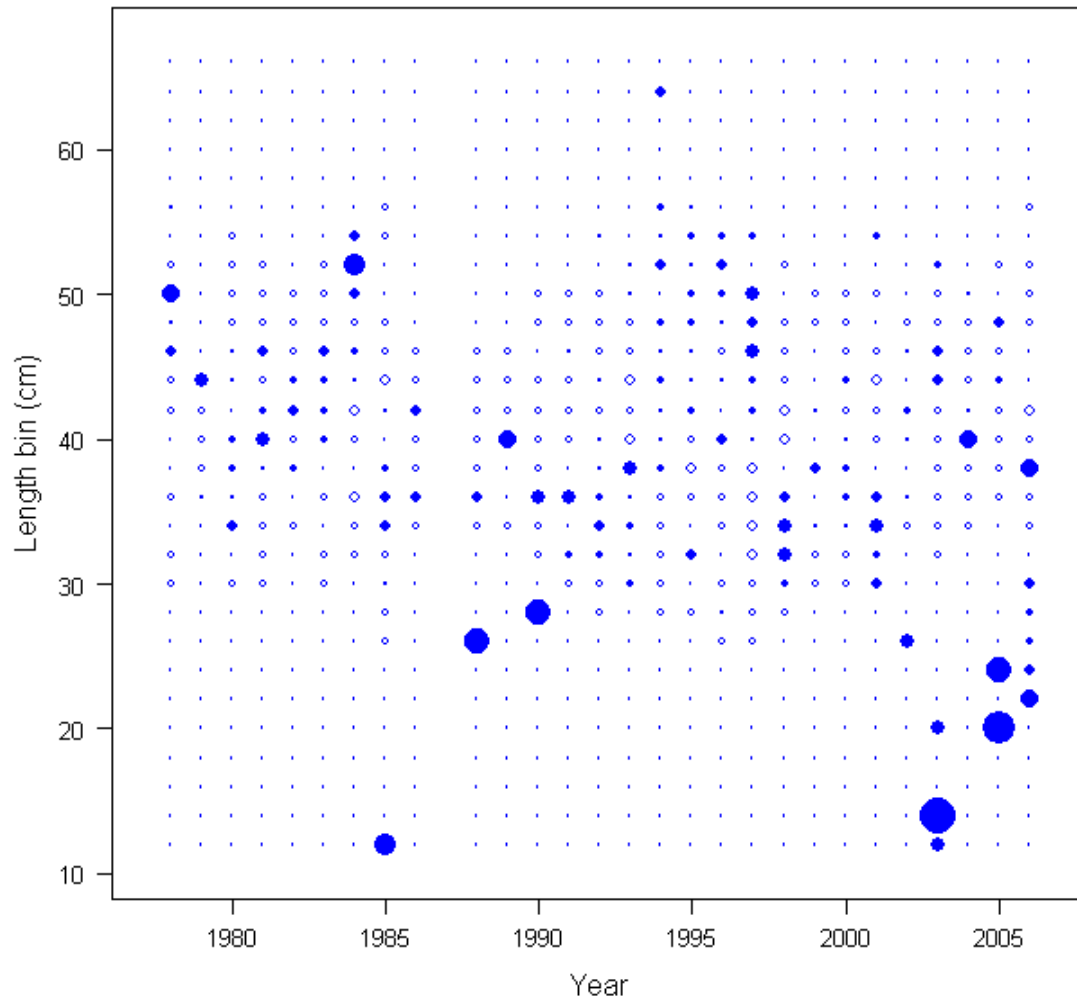


Figure 110. Pearson residuals for the fit to length-frequency observations (sexes combined) for the Southern California trawl fleet. The largest circle represents a value of 21.03; filled circles show observation greater than estimate; solid circles show observation less than estimate.

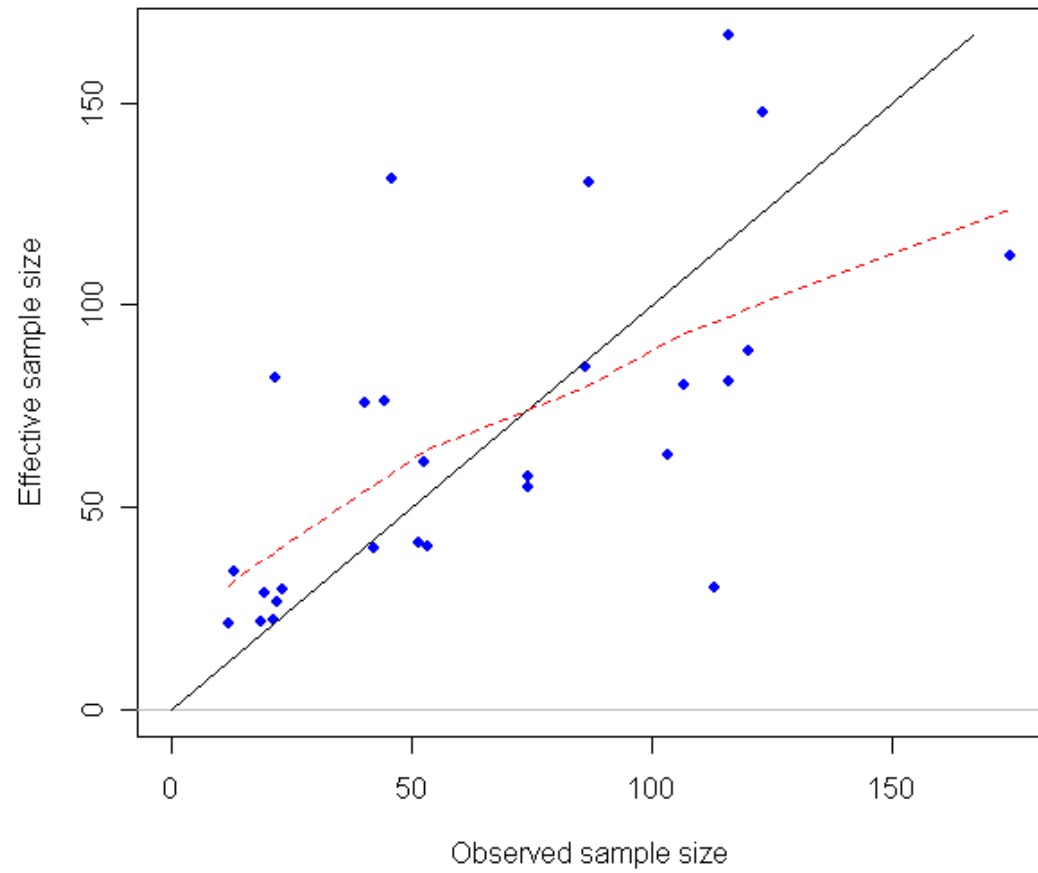


Figure 111. Observed and effective sample sizes for the Northern California trawl fleet length-frequency observations.

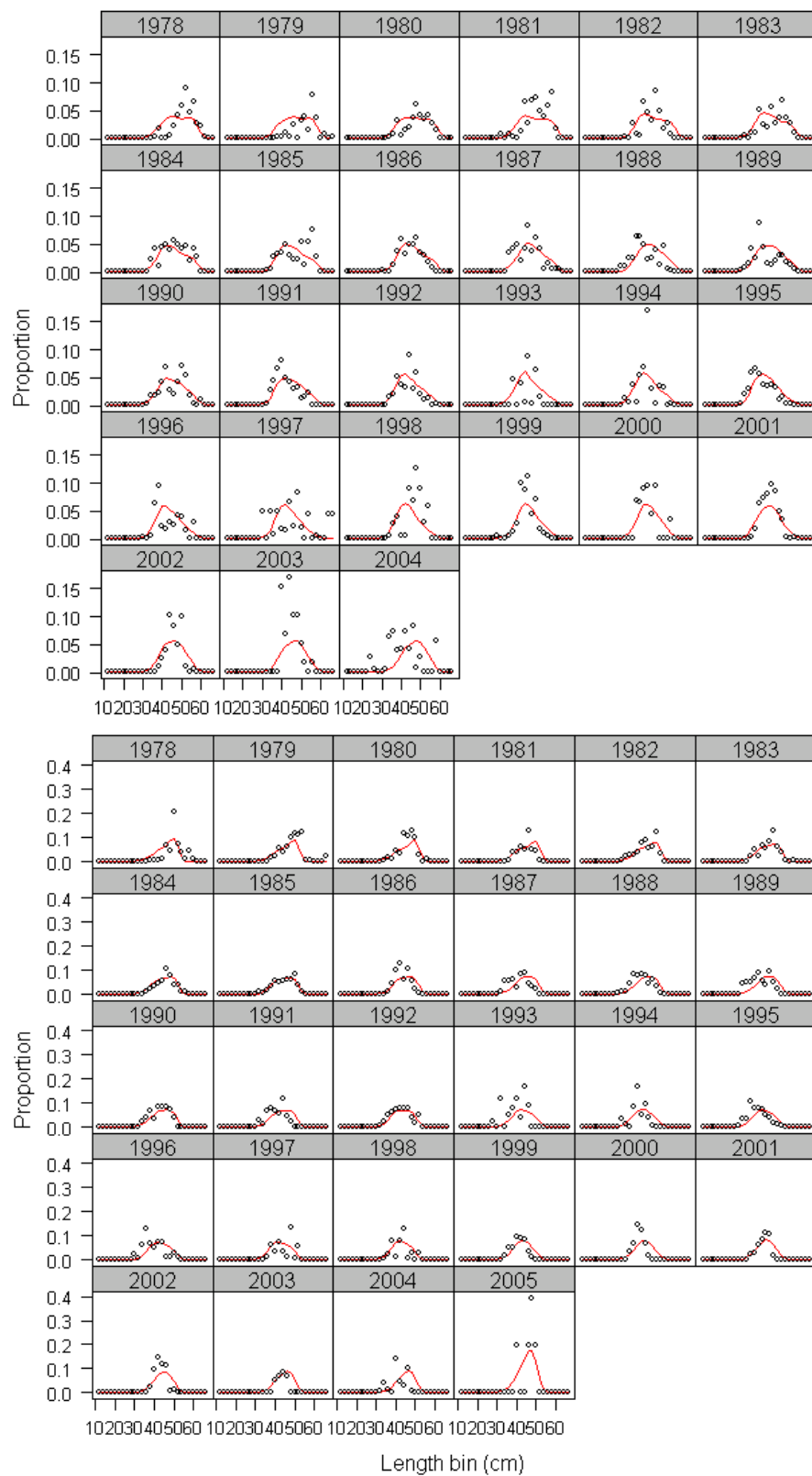


Figure 112. Fit to female (upper panel) and male (lower panel) length-frequency observations for the Northern California trawl fleet.

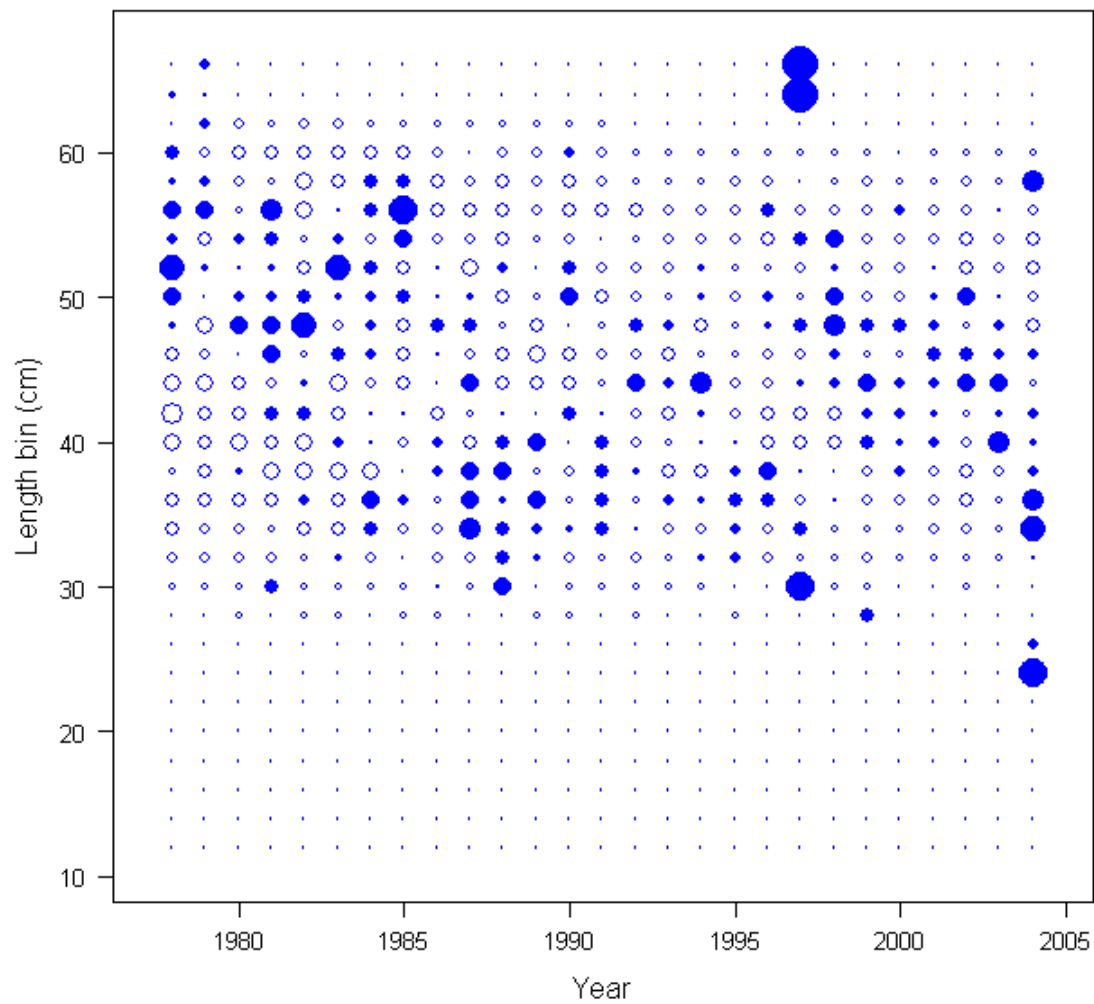


Figure 113. Pearson residuals for the fit to female length-frequency observations for the Northern California trawl fleet. The largest circle represents a value of 6.80; filled circles show observation greater than estimate; solid circles show observation less than estimate.

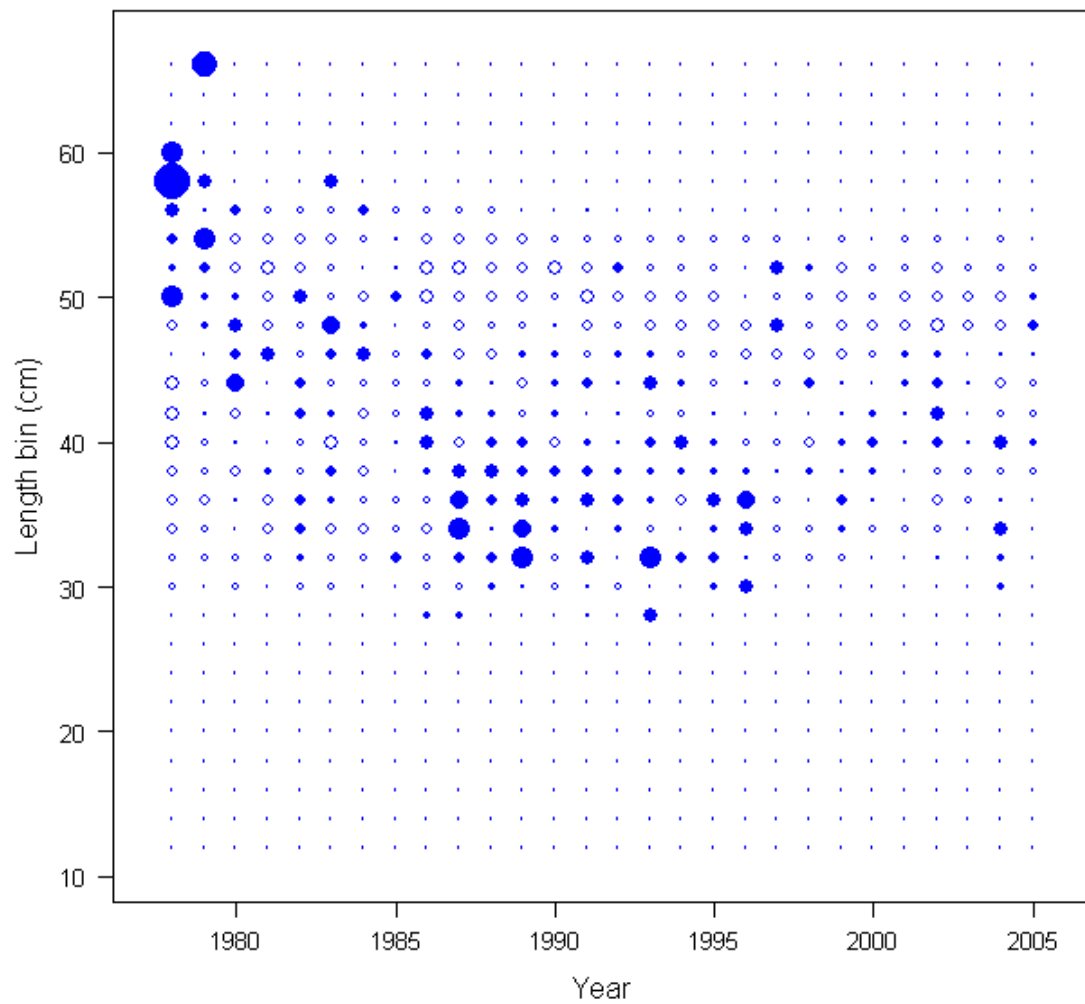


Figure 114. Pearson residuals for the fit to male length-frequency observations for the Northern California trawl fleet. The largest circle represents a value of 13.58; filled circles show observation greater than estimate; solid circles show observation less than estimate.

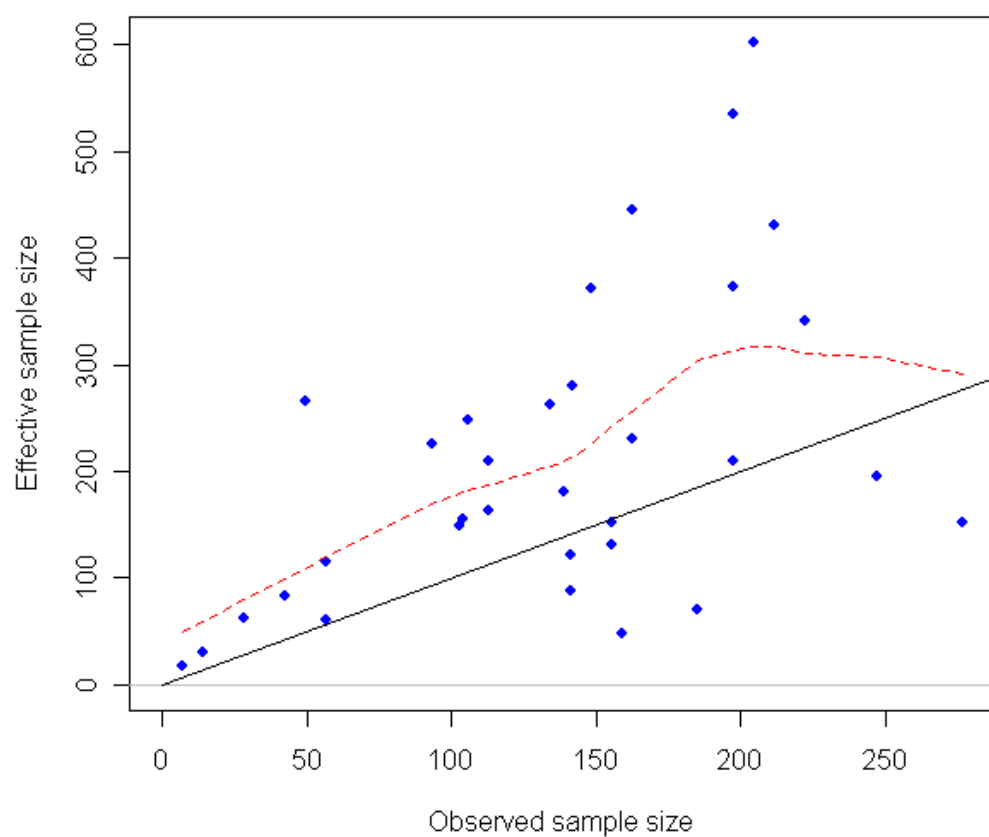


Figure 115. Observed and effective sample sizes for the Oregon trawl fleet length-frequency observations.

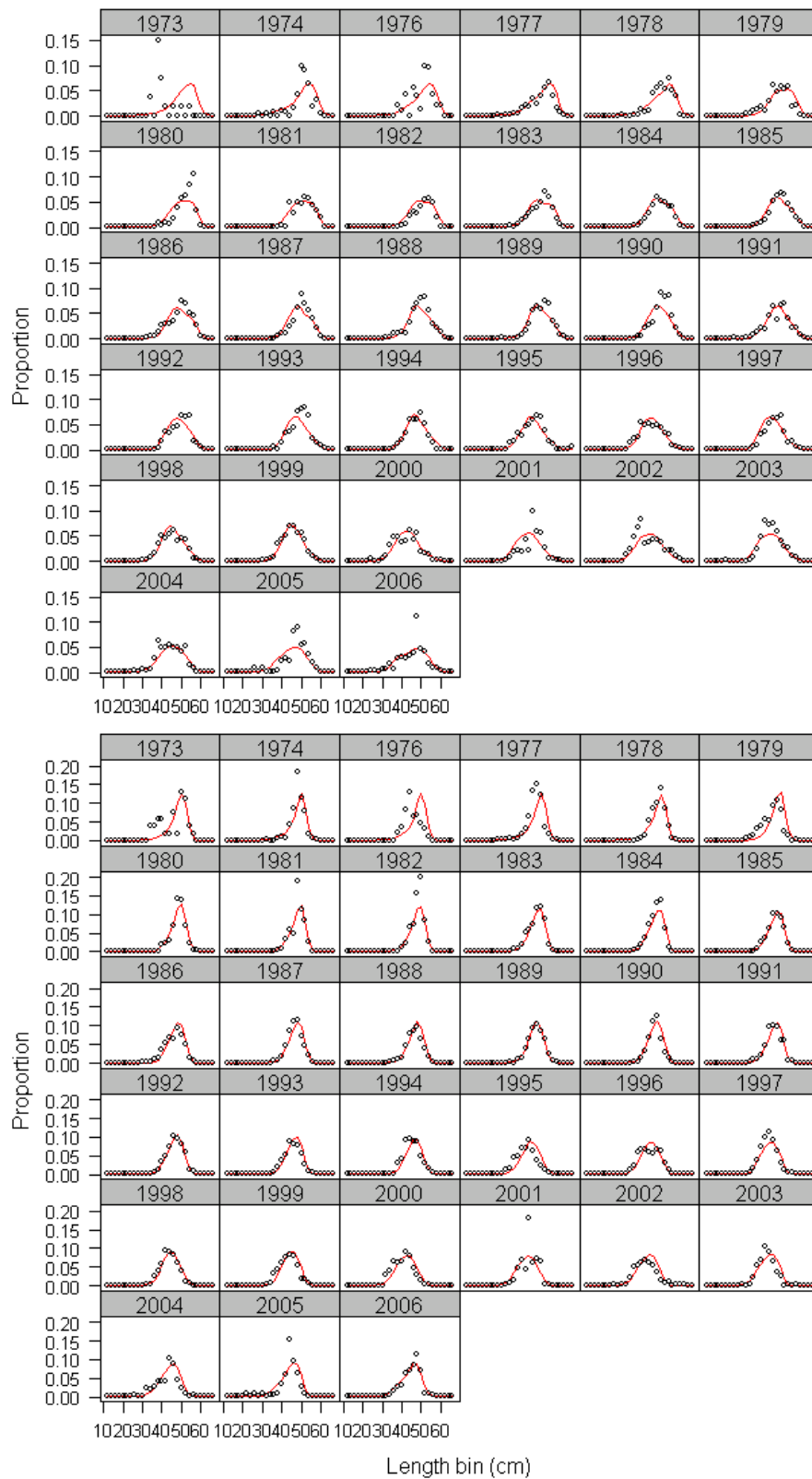


Figure 116. Fit to female (upper panel) and male (lower panel) length-frequency observations for the Oregon trawl fleet.

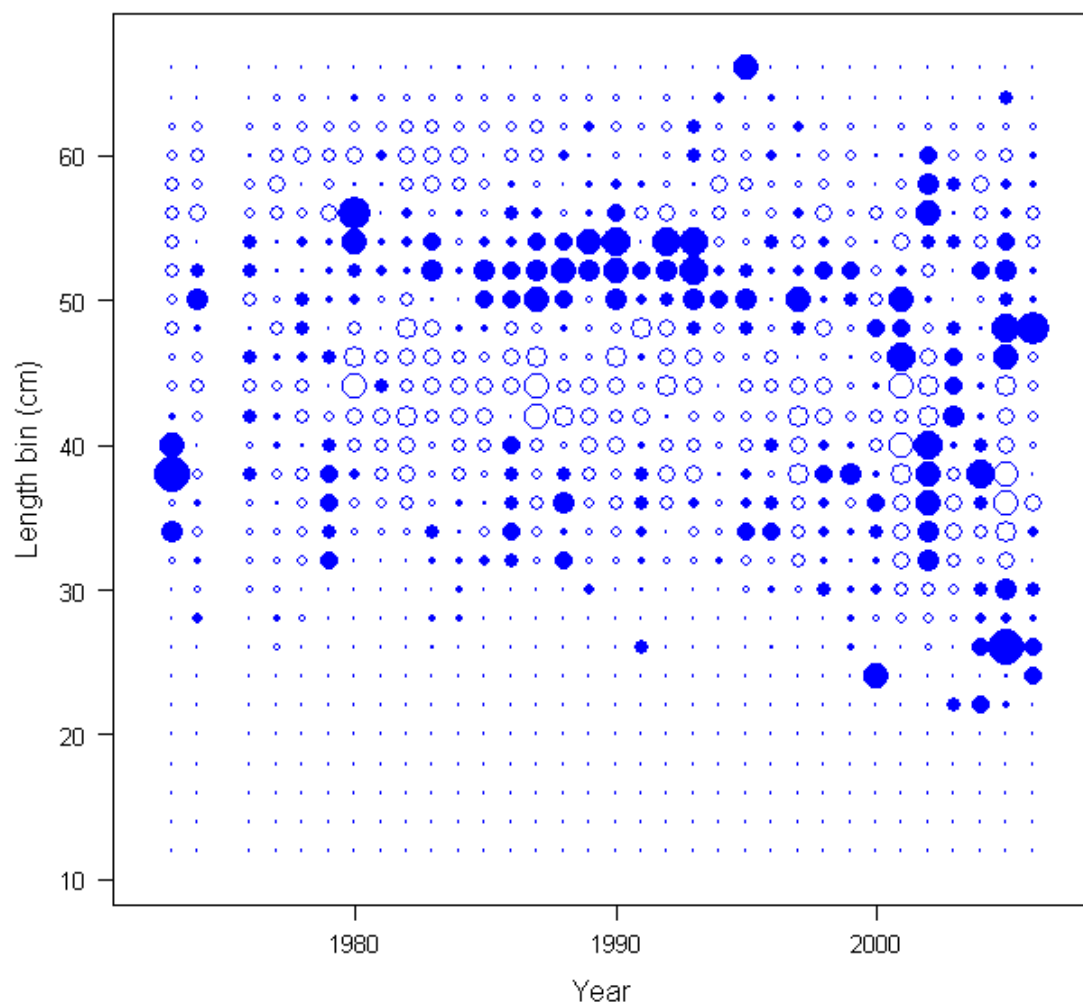


Figure 117. Pearson residuals for the fit to female length-frequency observations for the Oregon trawl fleet. The largest circle represents a value of 4.18; filled circles show observation greater than estimate; solid circles show observation less than estimate.

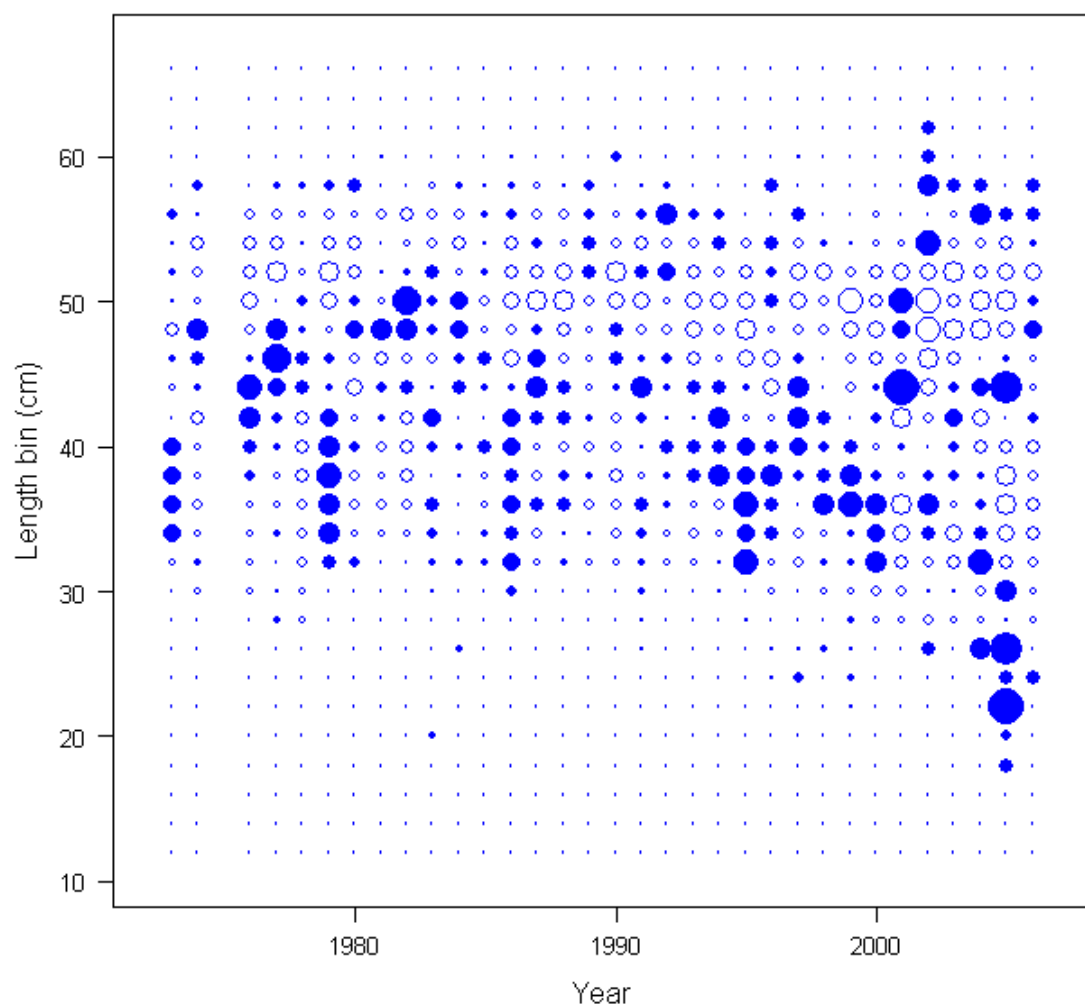


Figure 118. Pearson residuals for the fit to male length-frequency observations for the Oregon trawl fleet. The largest circle represents a value of 4.66; filled circles show observation greater than estimate; solid circles show observation less than estimate.

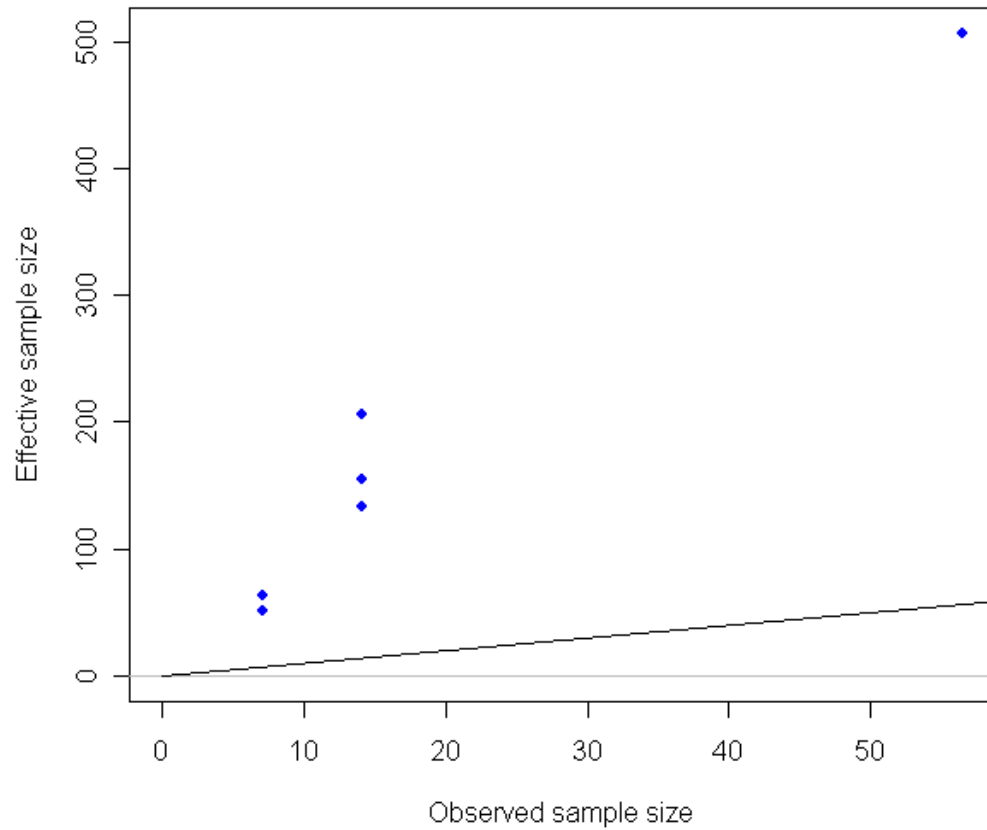


Figure 119. Observed and effective sample sizes for the Washington trawl fleet length-frequency observations (sexes combined in historical sampling).

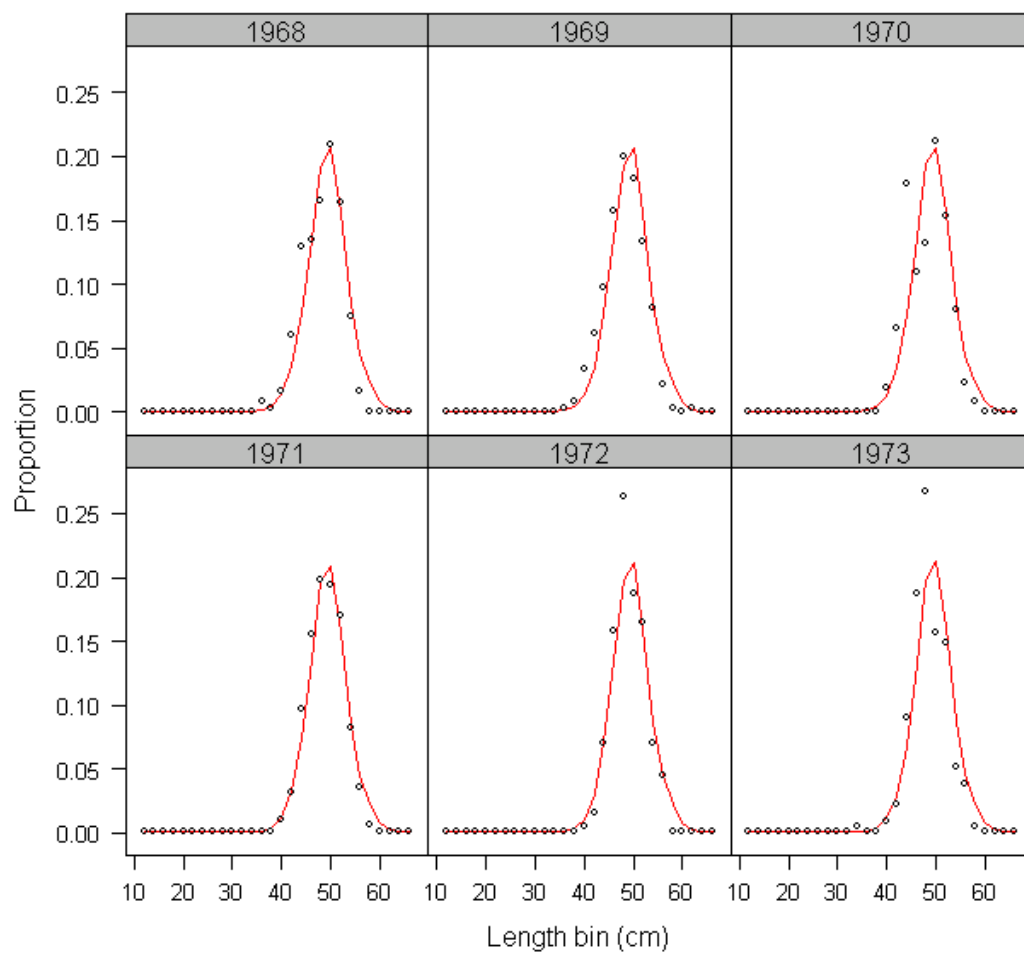


Figure 120. Fit to combined sex length-frequency observations for the Washington trawl fleet.

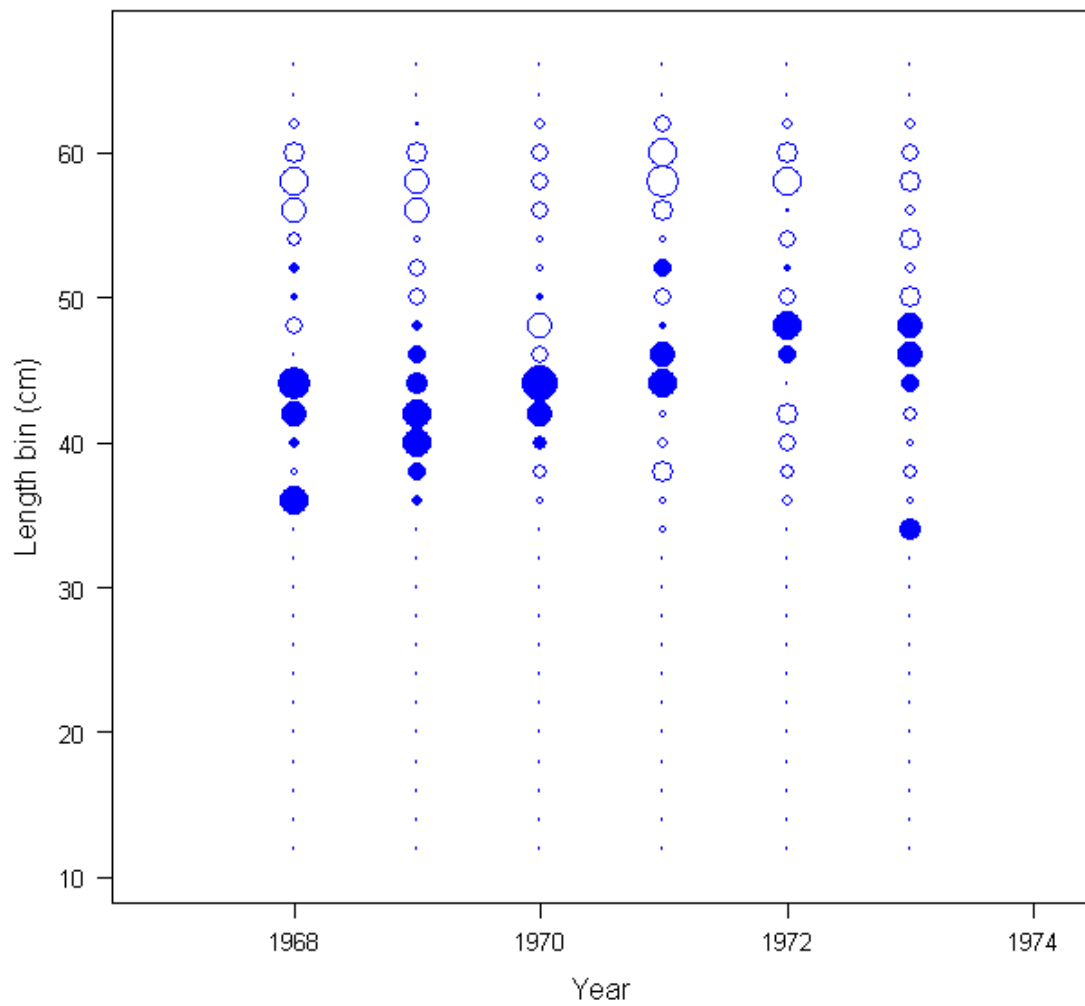


Figure 121. Pearson residuals for the fit to combined sex length-frequency observations for the Washington trawl fleet. The largest circle represents a value of 1.02; filled circles show observation greater than estimate; solid circles show observation less than estimate.

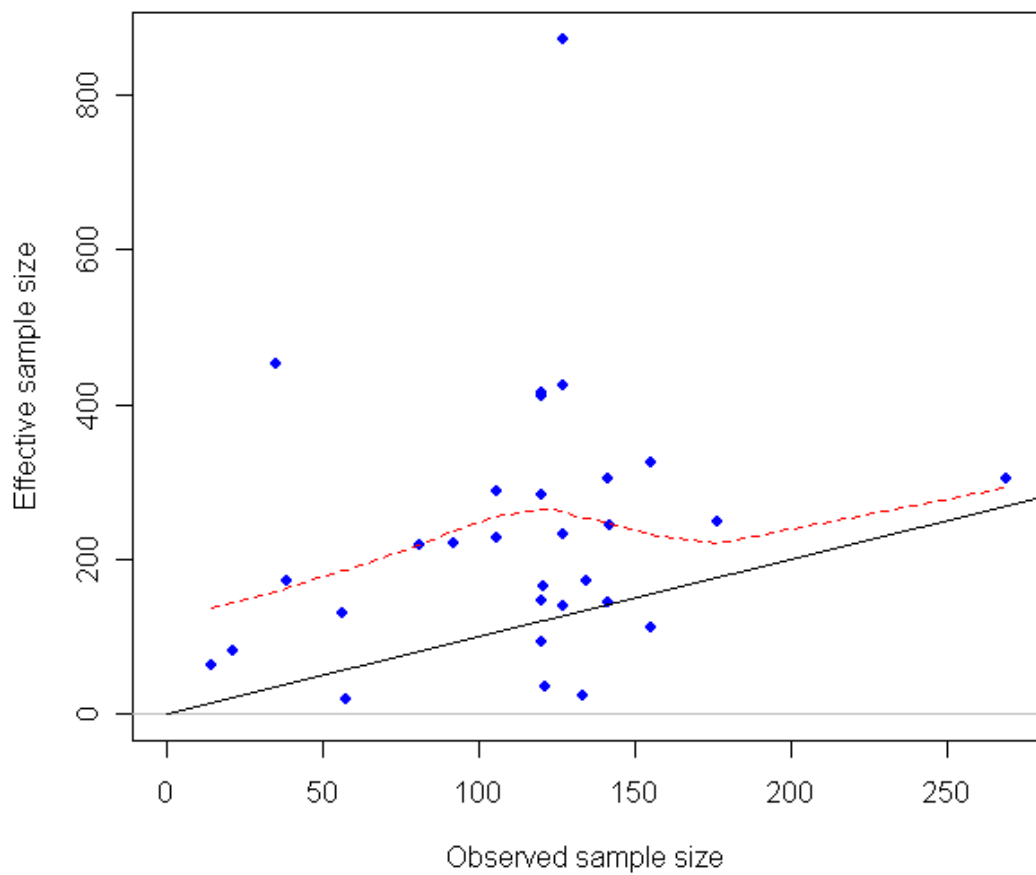


Figure 122. Observed and effective sample sizes for the sex-specific Washington trawl fleet length-frequency observations.

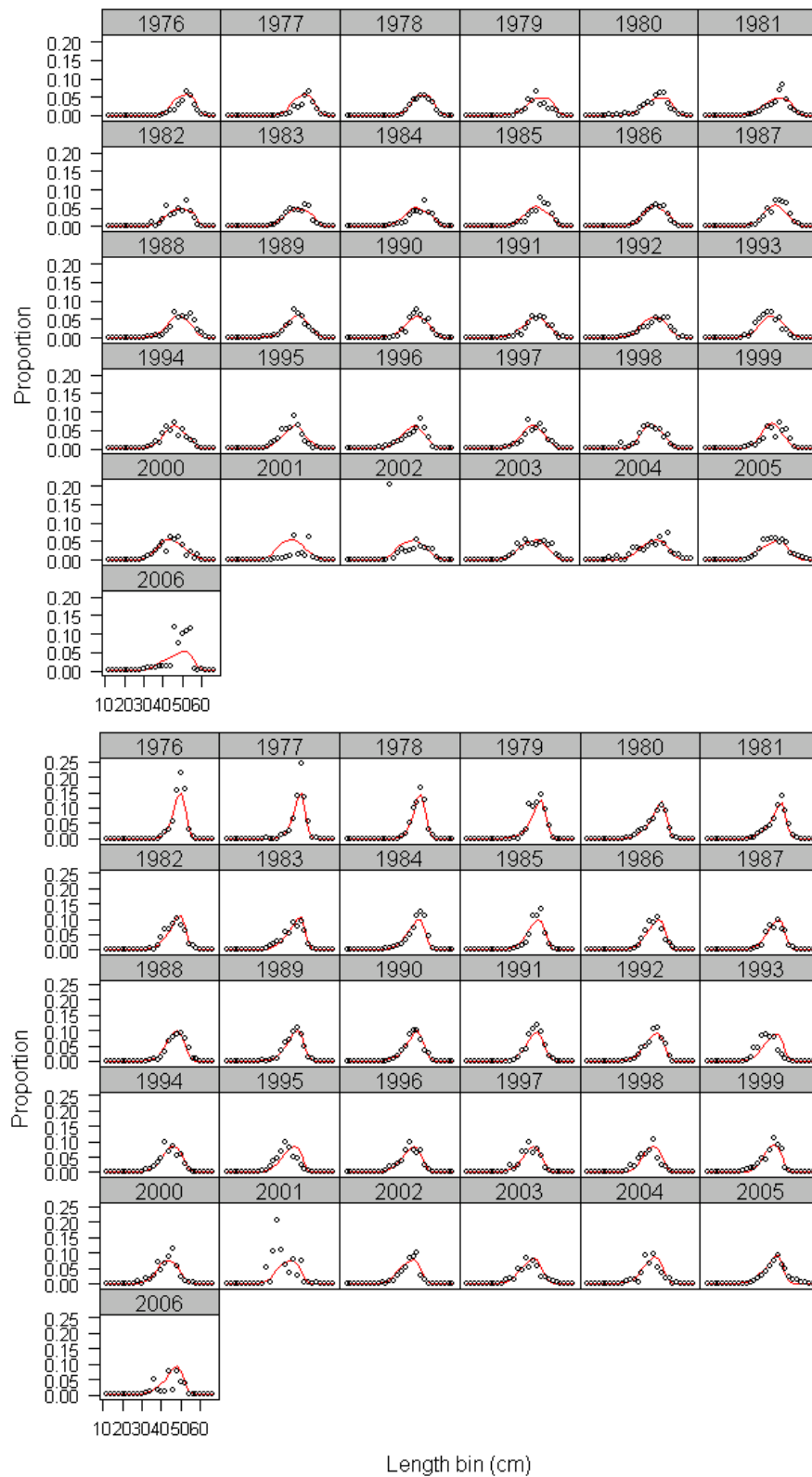


Figure 123. Fit to female (upper panel) and male (lower panel) length-frequency observations for the Washington trawl fleet.

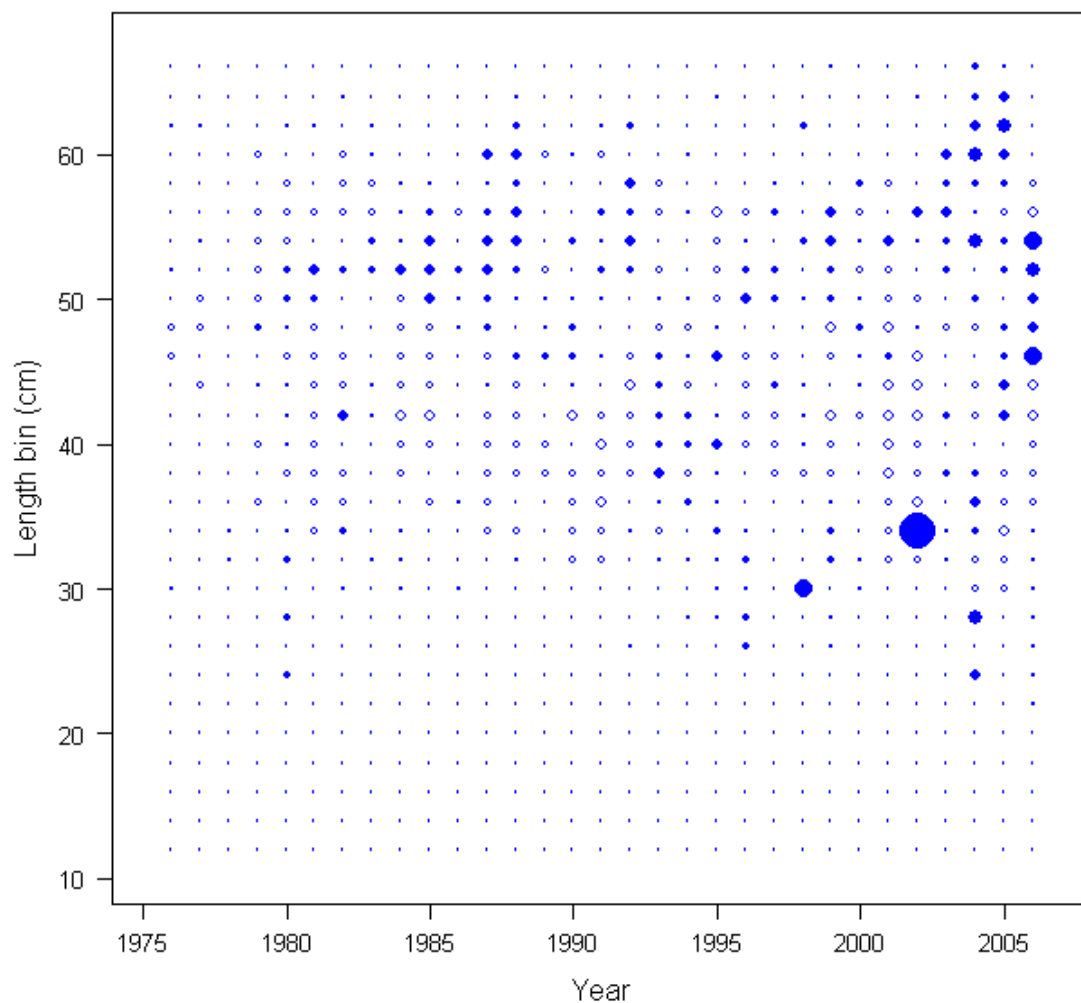


Figure 124. Pearson residuals for the fit to female length-frequency observations for the Washington trawl fleet. The largest circle represents a value of 19.73; filled circles show observation greater than estimate; solid circles show observation less than estimate.

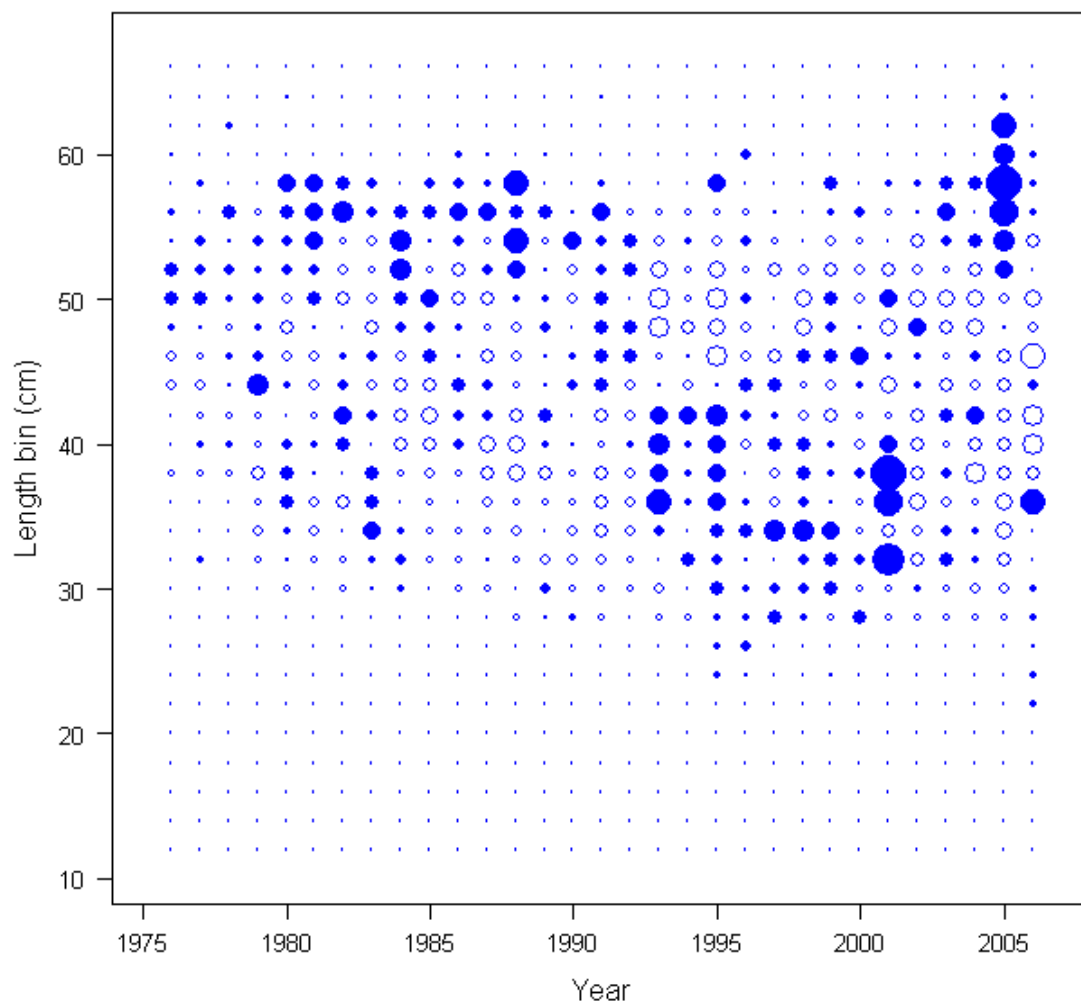


Figure 125. Pearson residuals for the fit to male length-frequency observations for the Washington trawl fleet. The largest circle represents a value of 5.81; filled circles show observation greater than estimate; solid circles show observation less than estimate.

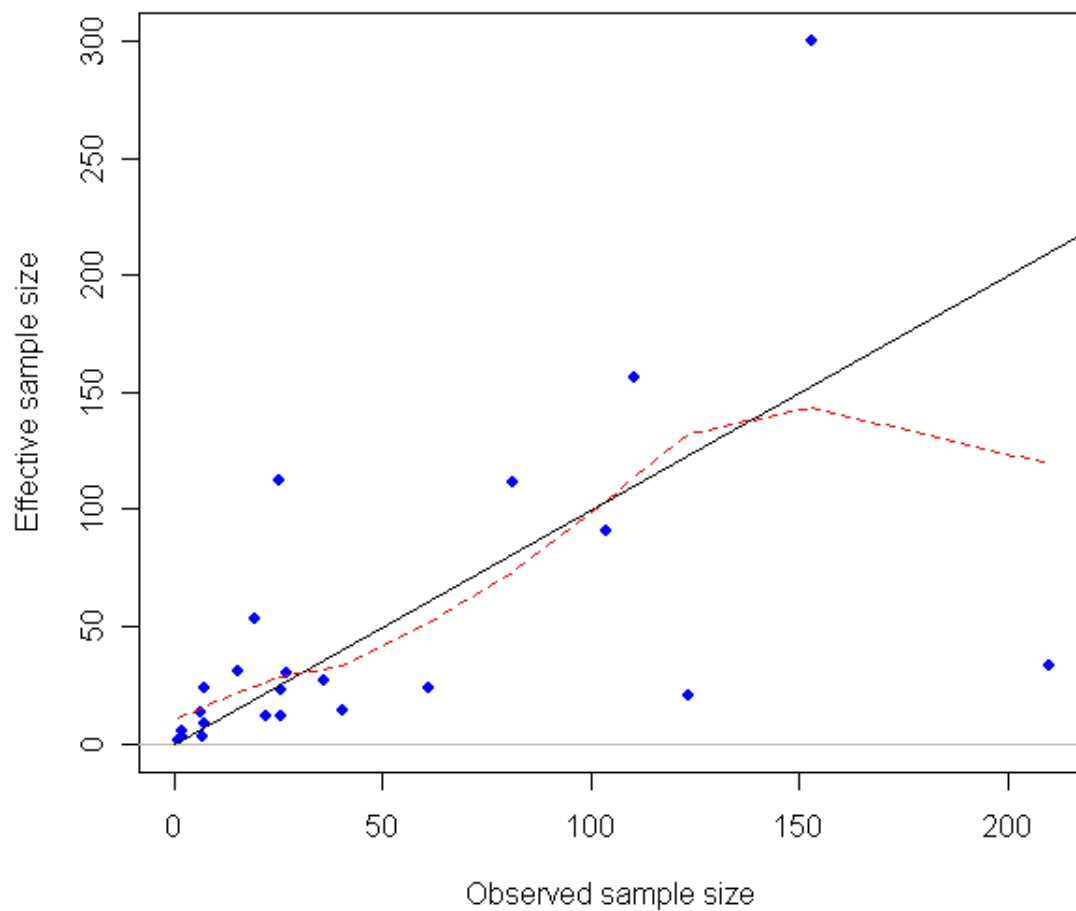


Figure 126. Observed and effective sample sizes for the southern California non-trawl fleet length-frequency observations (sexes combined).

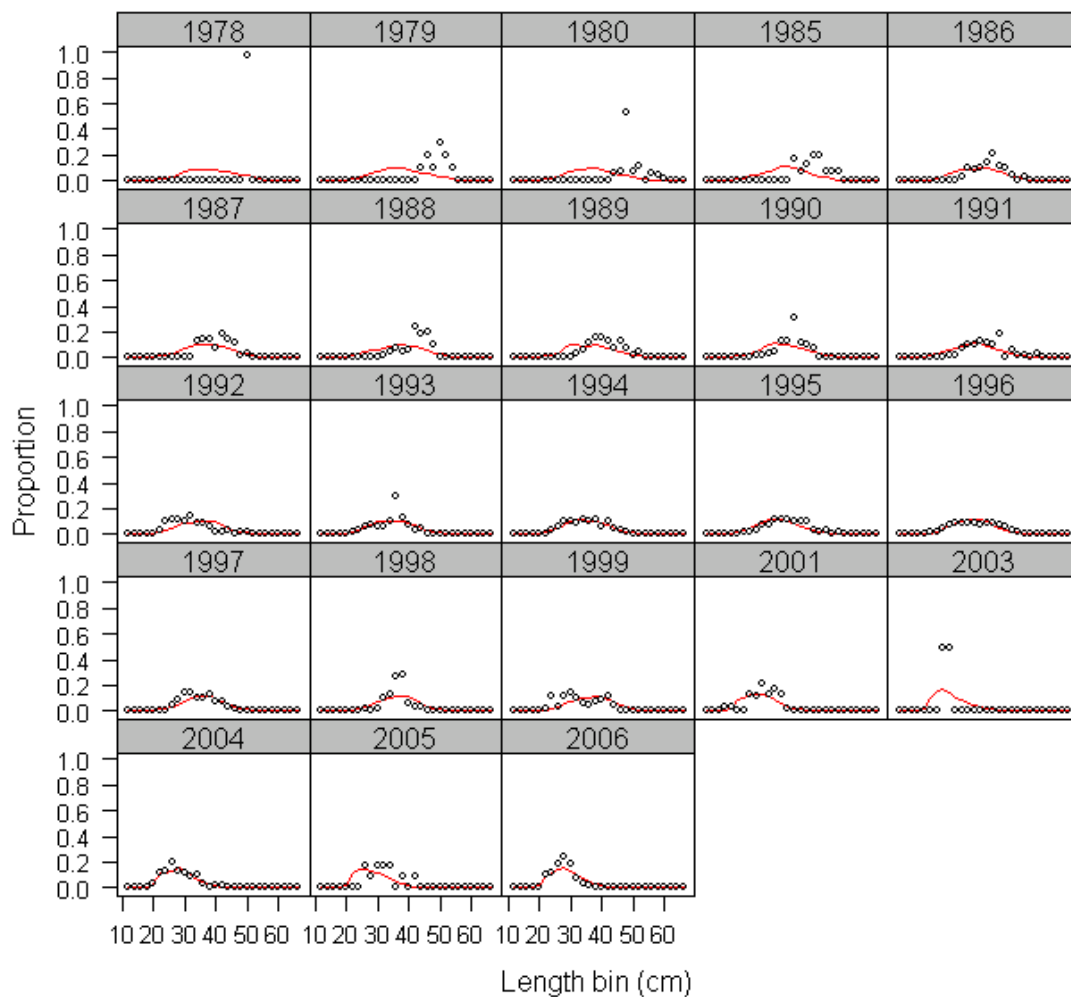


Figure 127. Fit to sexes combined length-frequency observations for the southern California non-trawl fleet.

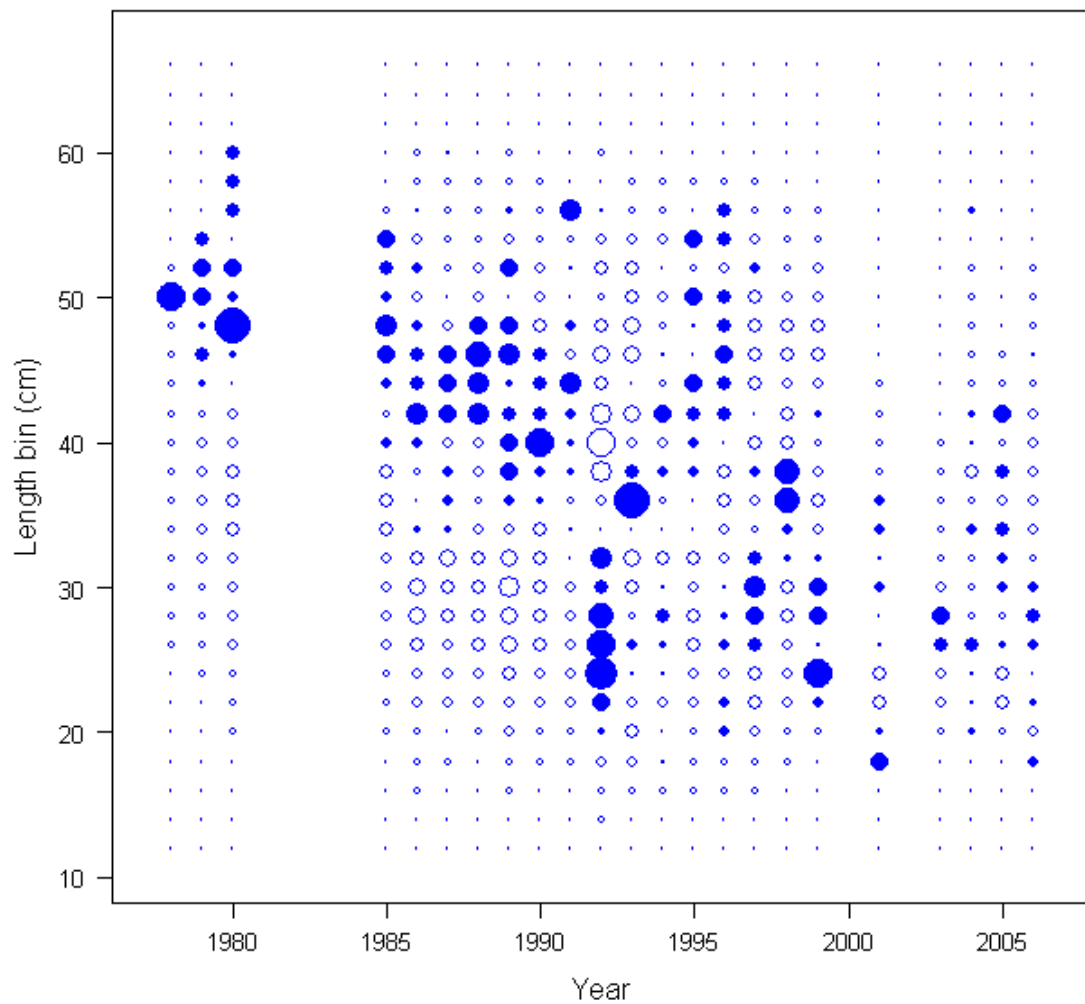


Figure 128. Pearson residuals for the fit to sexes combined length-frequency observations for the southern California non-trawl fleet. The largest circle represents a value of 7.24; filled circles show observation greater than estimate; unfilled circles show observation less than estimate.

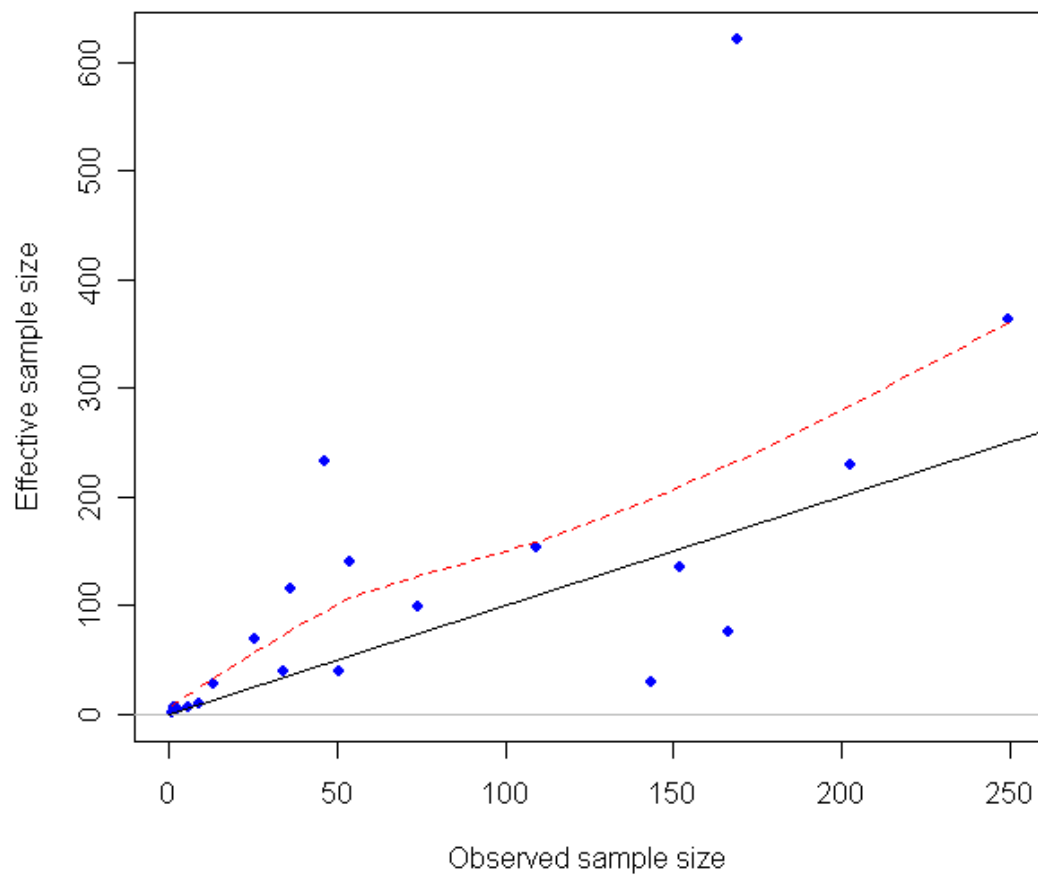


Figure 129. Observed and effective sample sizes for the northern California non-trawl fleet length-frequency observations (sexes combined).

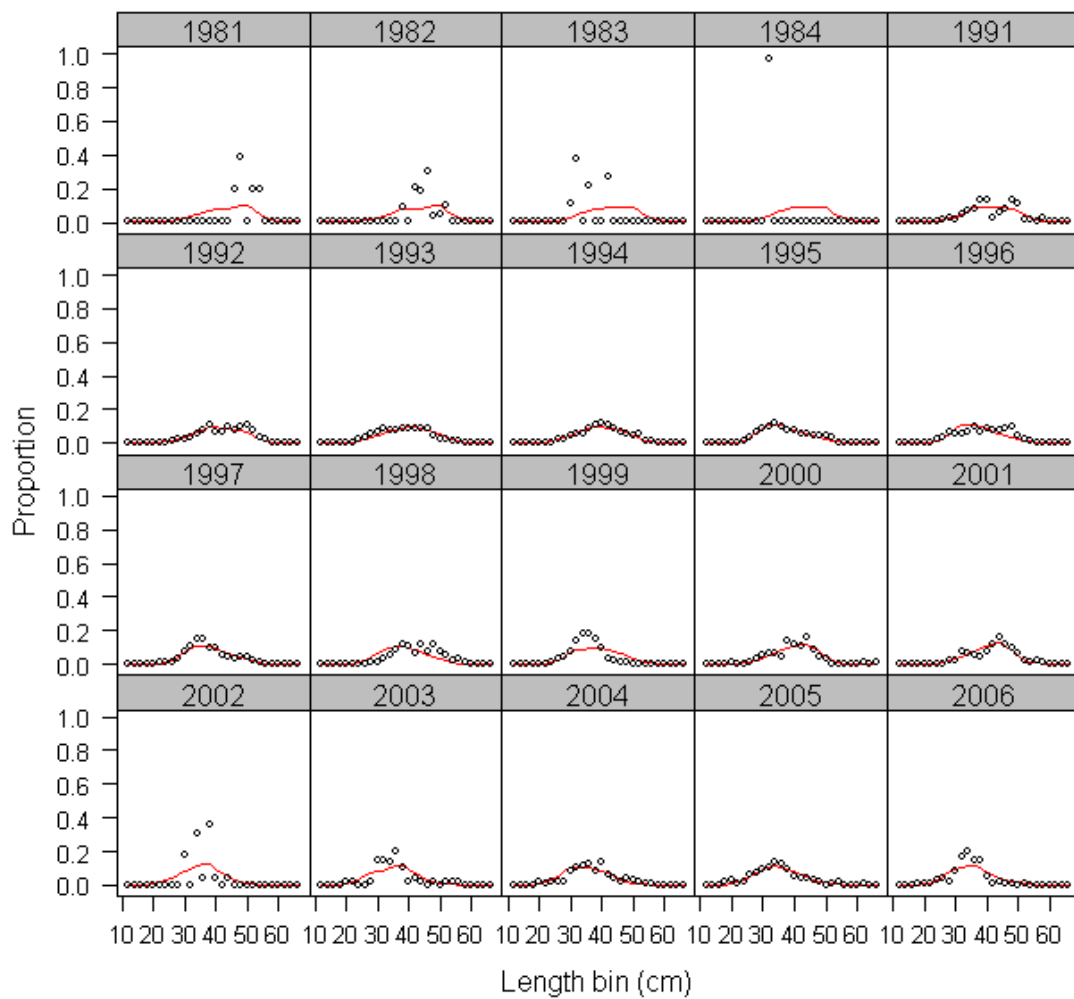


Figure 130. Fit to sexes combined length-frequency observations for the northern California non-trawl fleet.

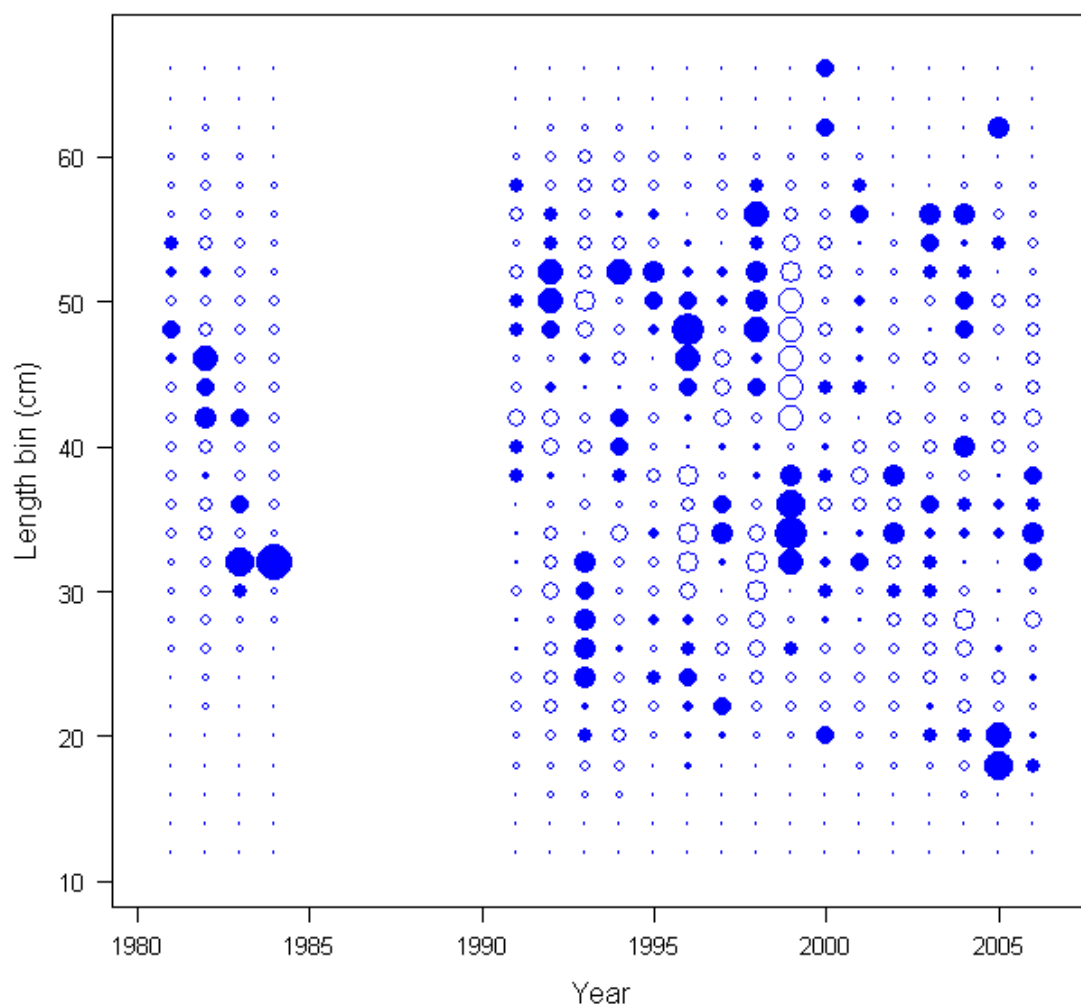


Figure 131. Pearson residuals for the fit to sexes combined length-frequency observations for the northern California non-trawl fleet. The largest circle represents a value of 5.02; filled circles show observation greater than estimate; solid circles show observation less than estimate.

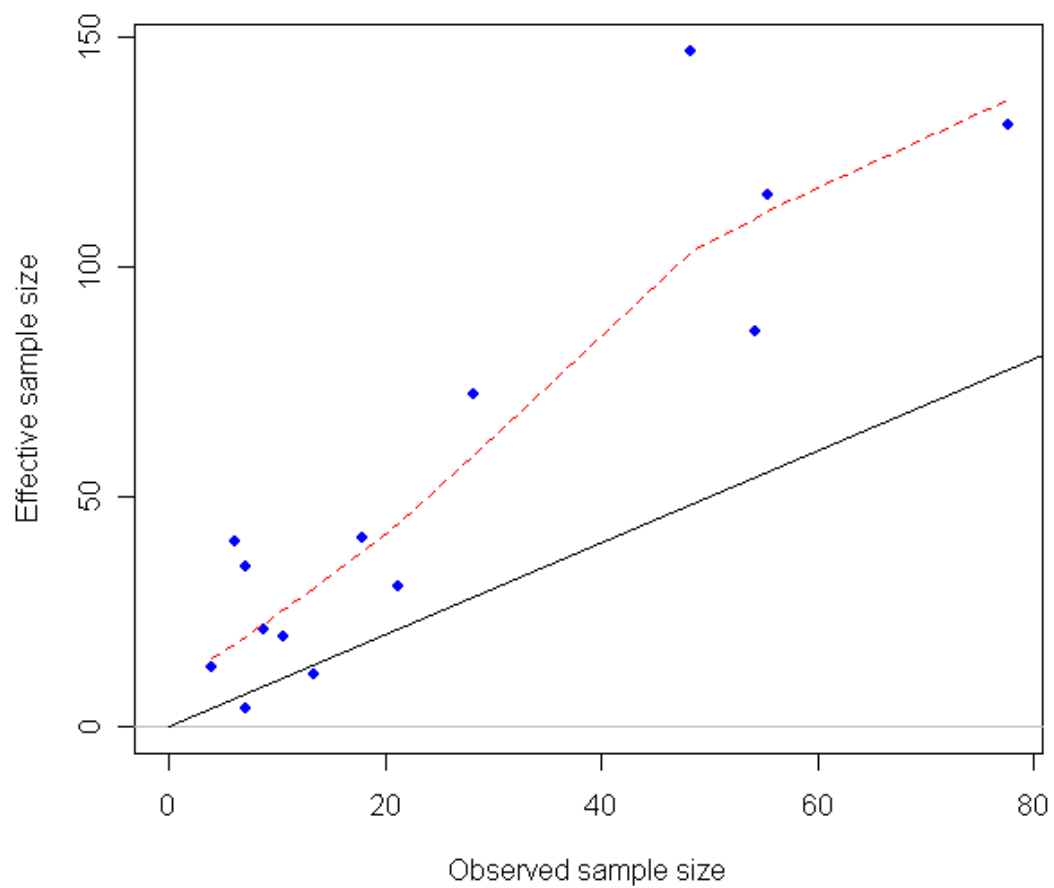


Figure 132. Observed and effective sample sizes for the sex-specific Oregon-Washington non-trawl fleet length-frequency observations.

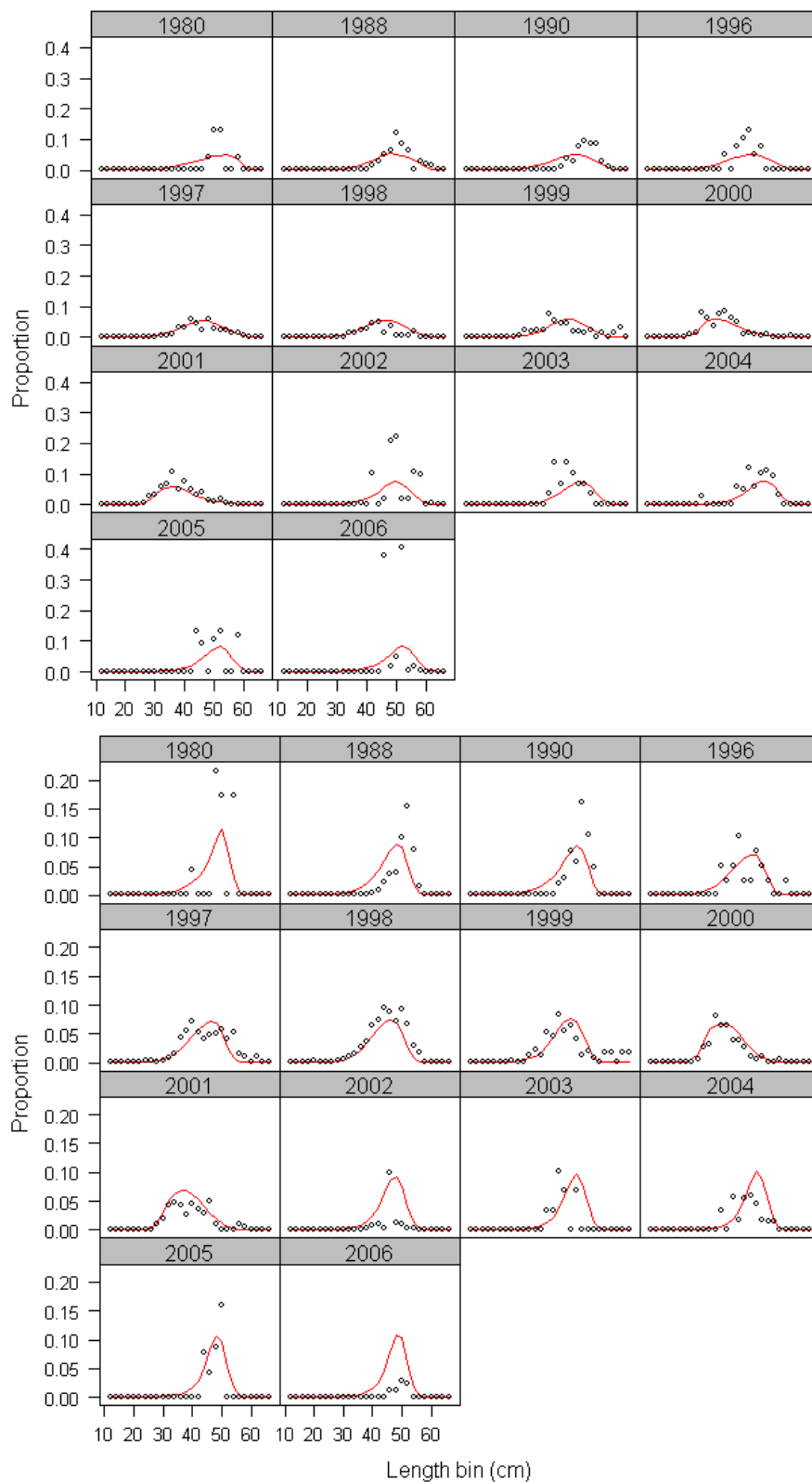


Figure 133. Fit to female (upper panel) and male (lower panel) length-frequency observations for the Oregon-Washington non-trawl fleet.

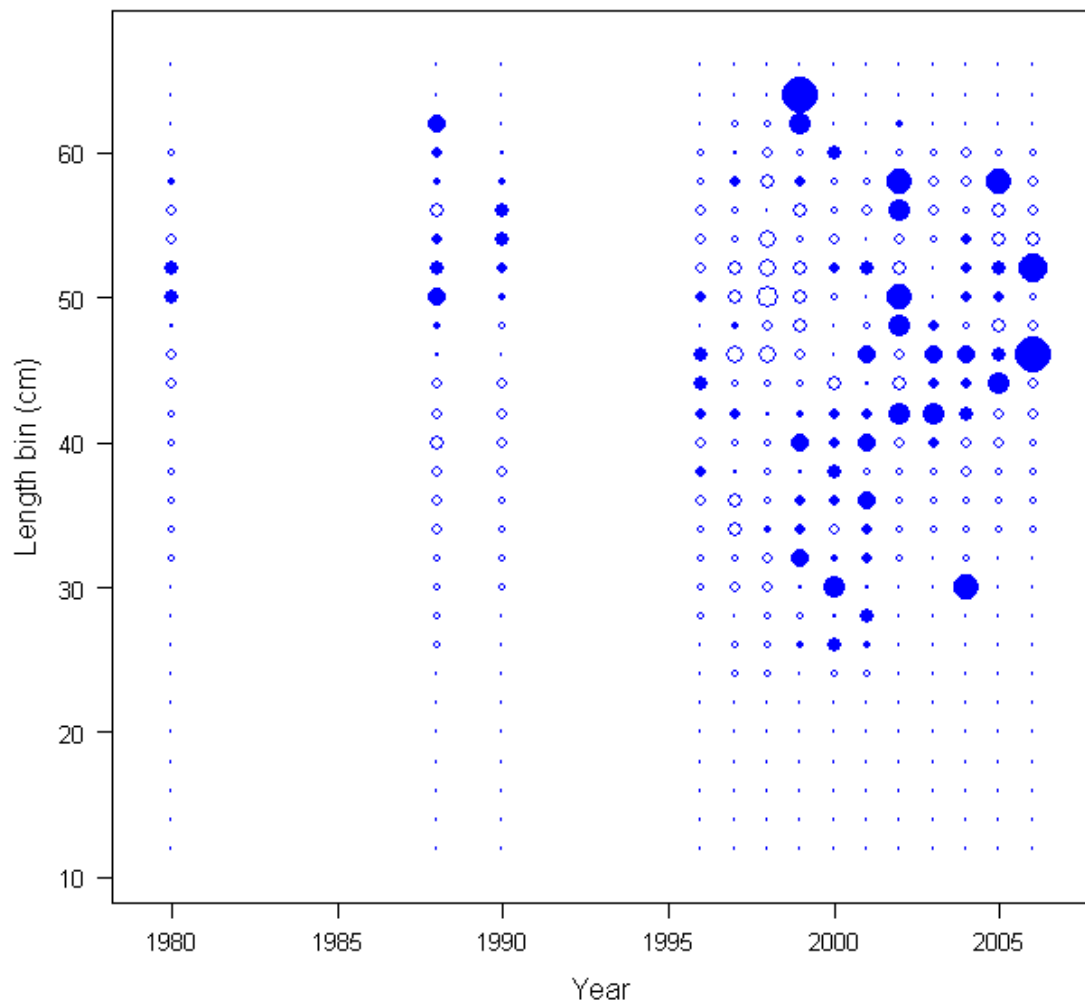


Figure 134. Pearson residuals for the fit to female length-frequency observations for the Oregon-Washington non-trawl fleet. The largest circle represents a value of 5.25; filled circles show observation greater than estimate; solid circles show observation less than estimate.

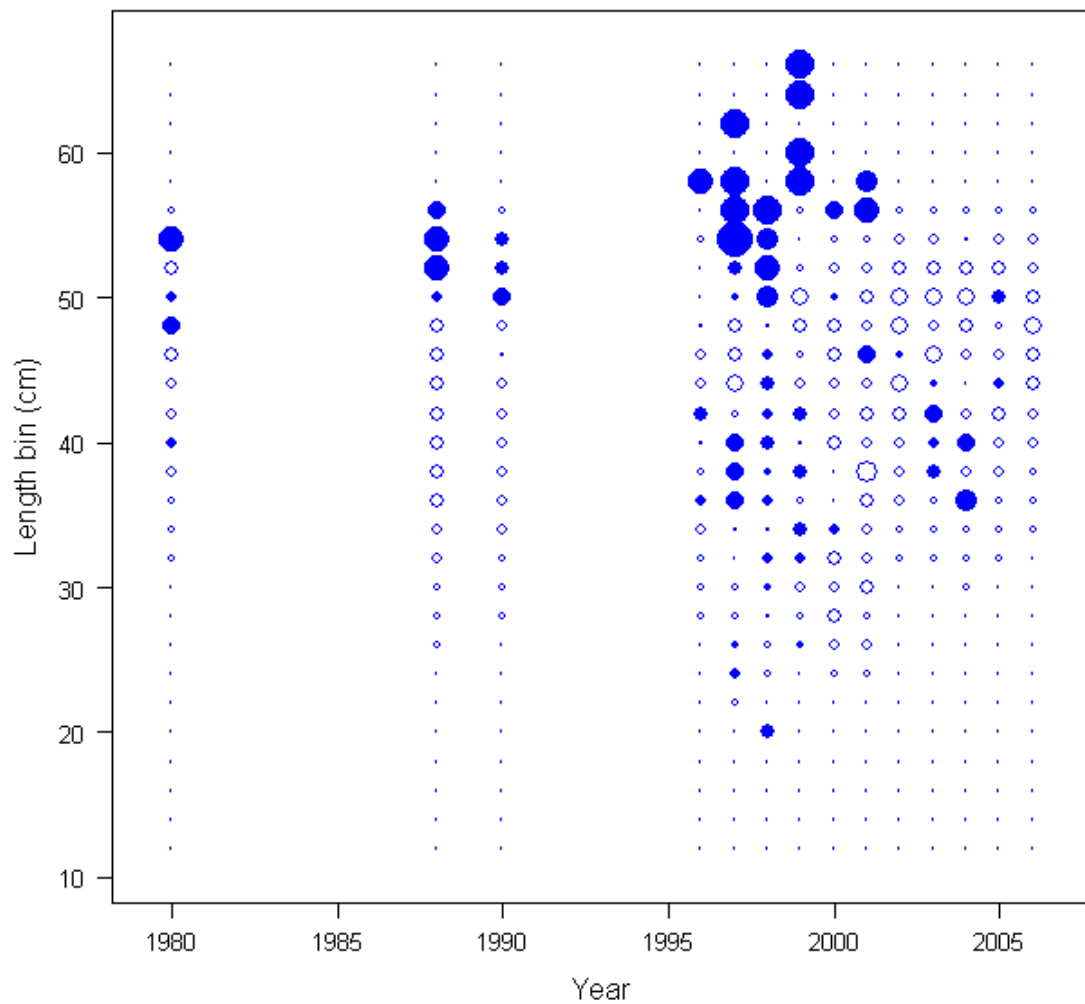


Figure 135. Pearson residuals for the fit to male length-frequency observations for the Oregon-Washington non-trawl fleet. The largest circle represents a value of 4.22; filled circles show observation greater than estimate; solid circles show observation less than estimate.

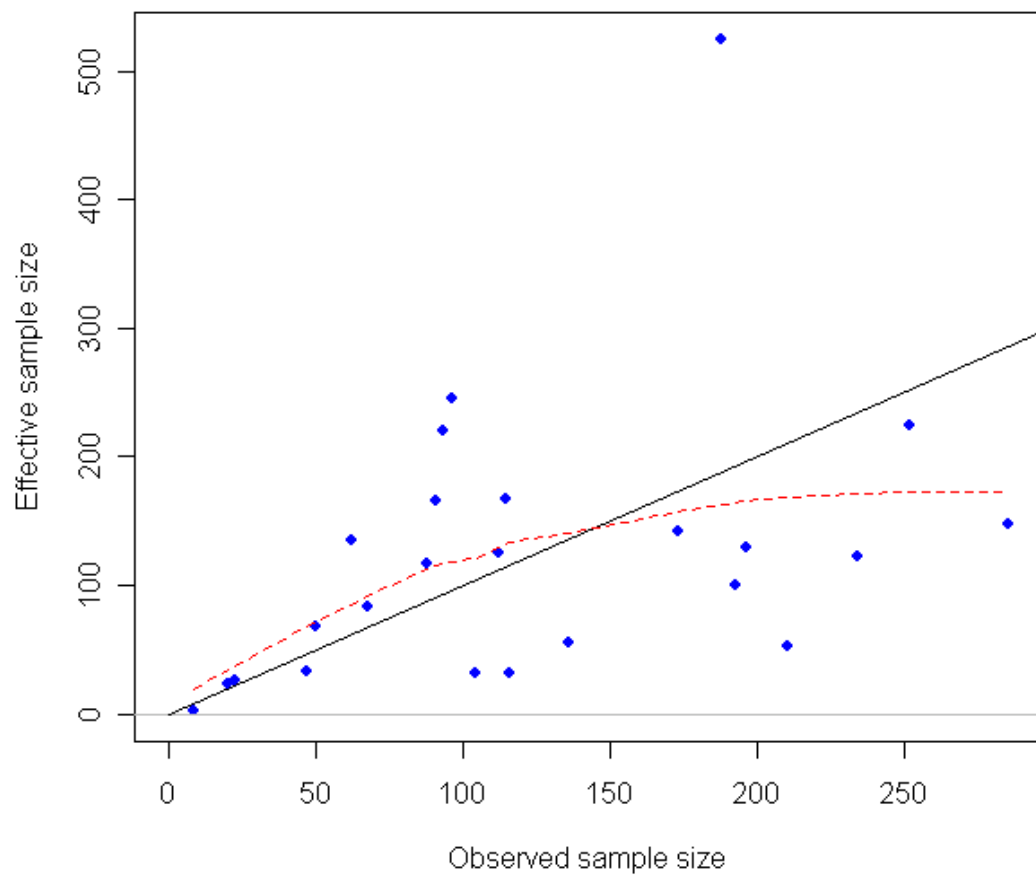


Figure 136. Observed and effective sample sizes for the combined sex southern California recreational fleet length-frequency observations.

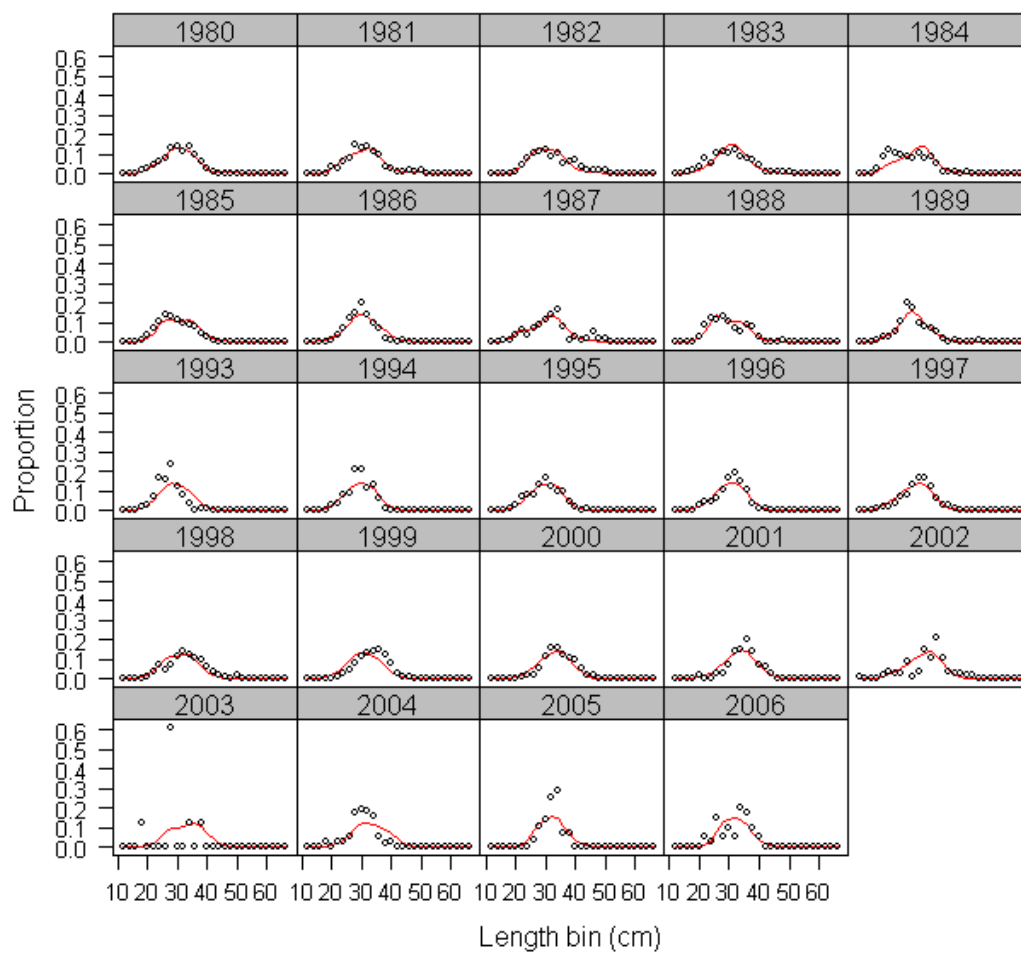


Figure 137. Fit to combined sex length-frequency observations for the southern California recreational fleet.

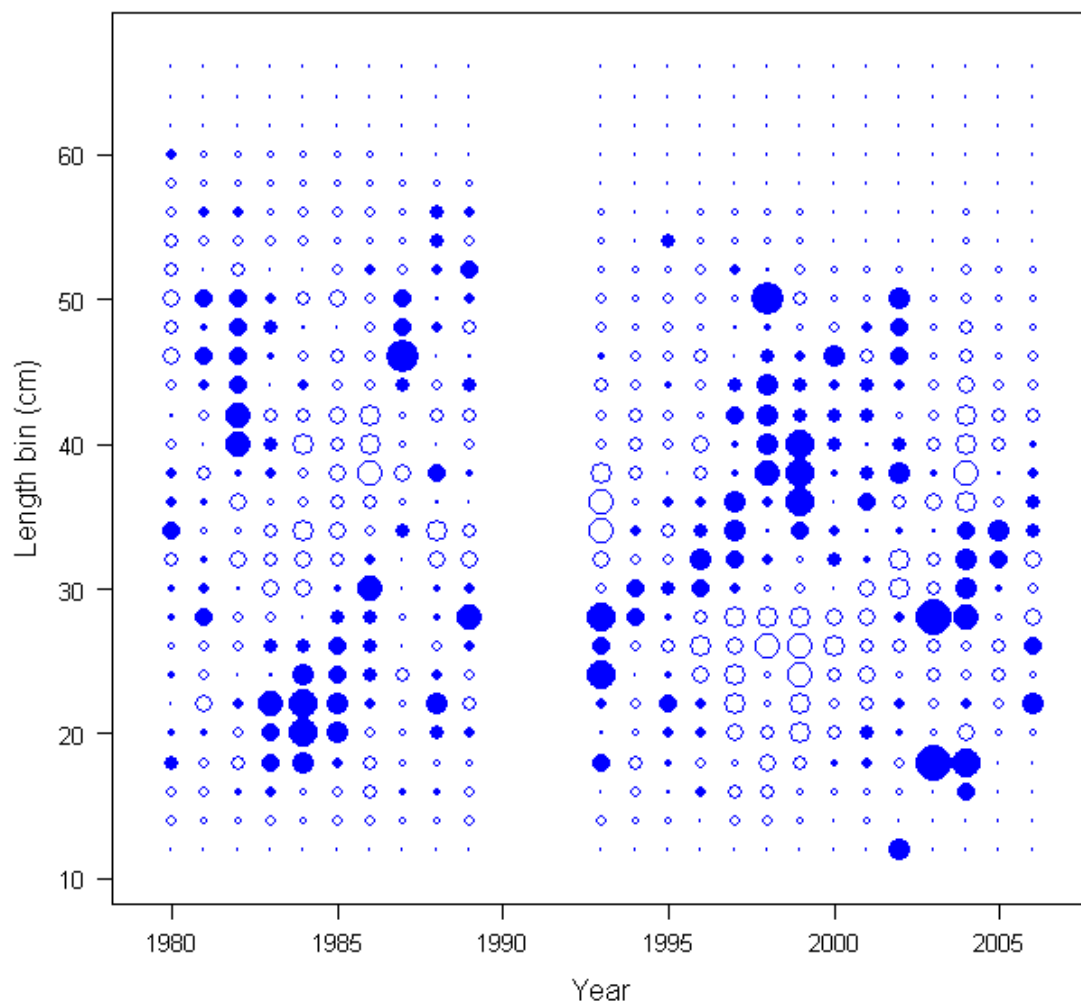


Figure 138. Pearson residuals for the fit to combined sex length-frequency observations for the southern California recreational fleet. The largest circle represents a value of 5.52; filled circles show observation greater than estimate; solid circles show observation less than estimate.

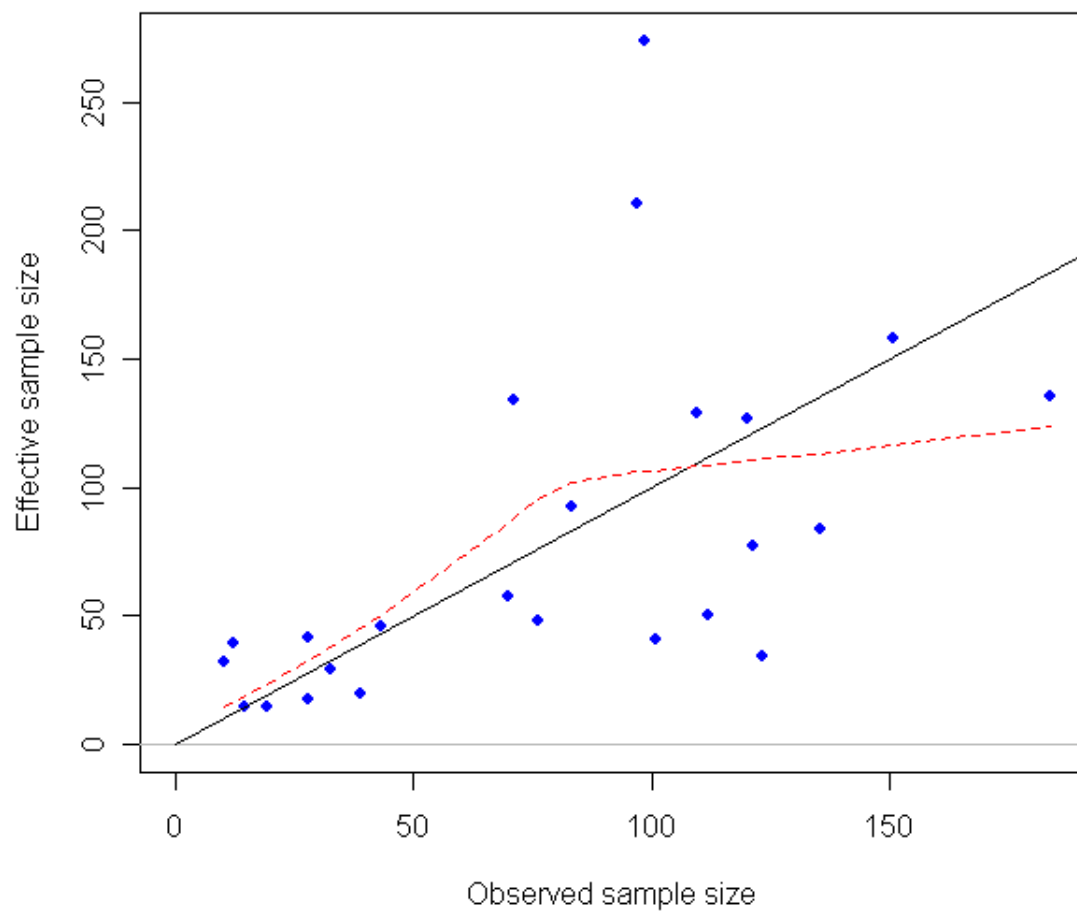


Figure 139. Observed and effective sample sizes for the combined sex northern California recreational fleet length-frequency observations.

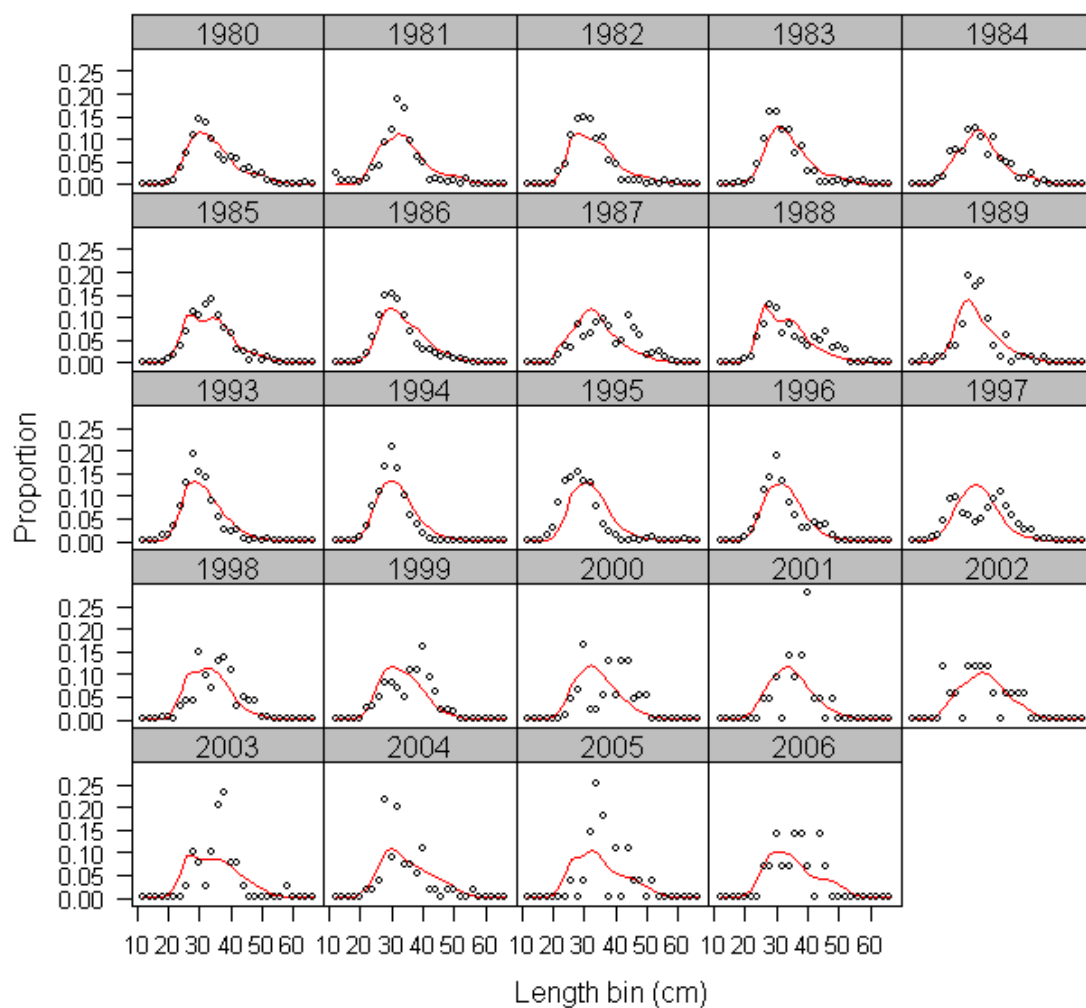


Figure 140. Fit to combined sex length-frequency observations for the northern California recreational fleet.

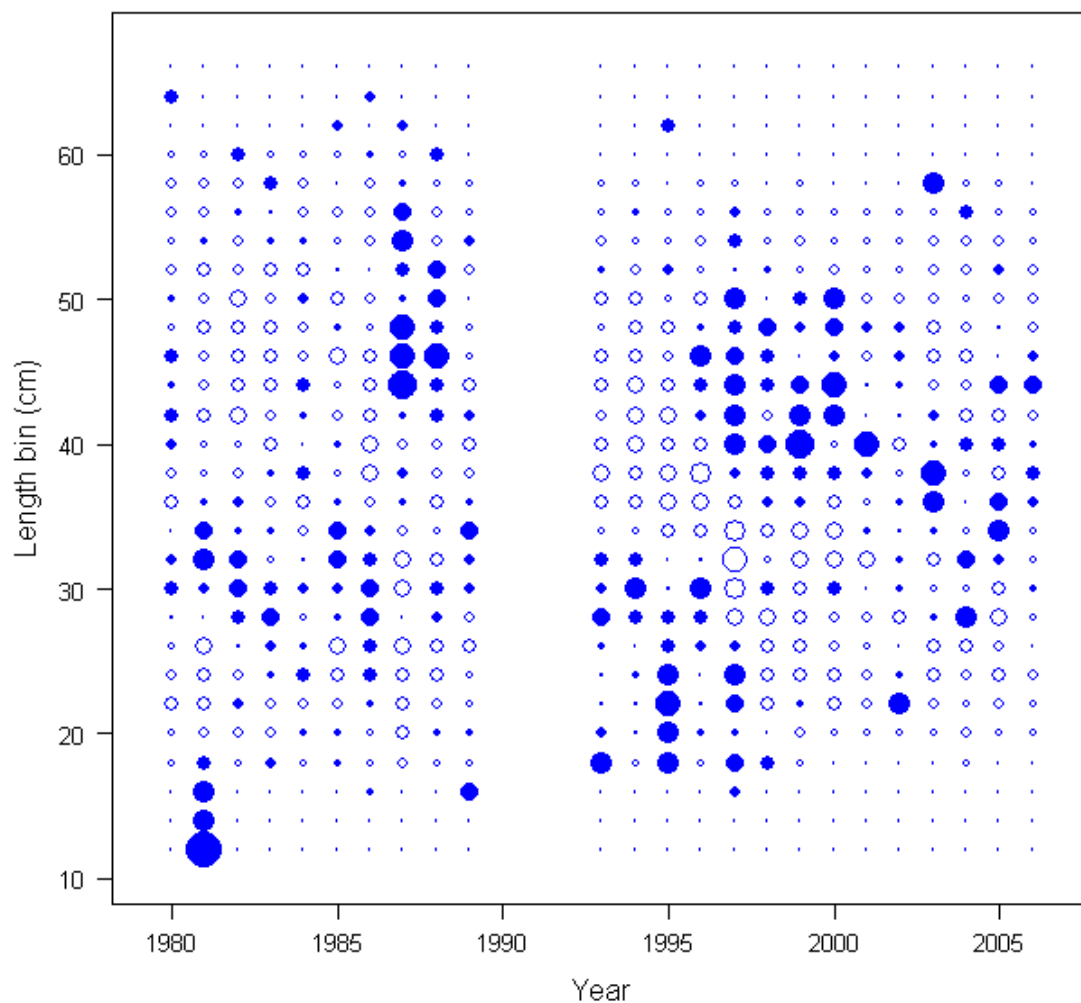


Figure 141. Pearson residuals for the fit to combined sex length-frequency observations for the northern California recreational fleet. The largest circle represents a value of 6.88; filled circles show observation greater than estimate; solid circles show observation less than estimate.

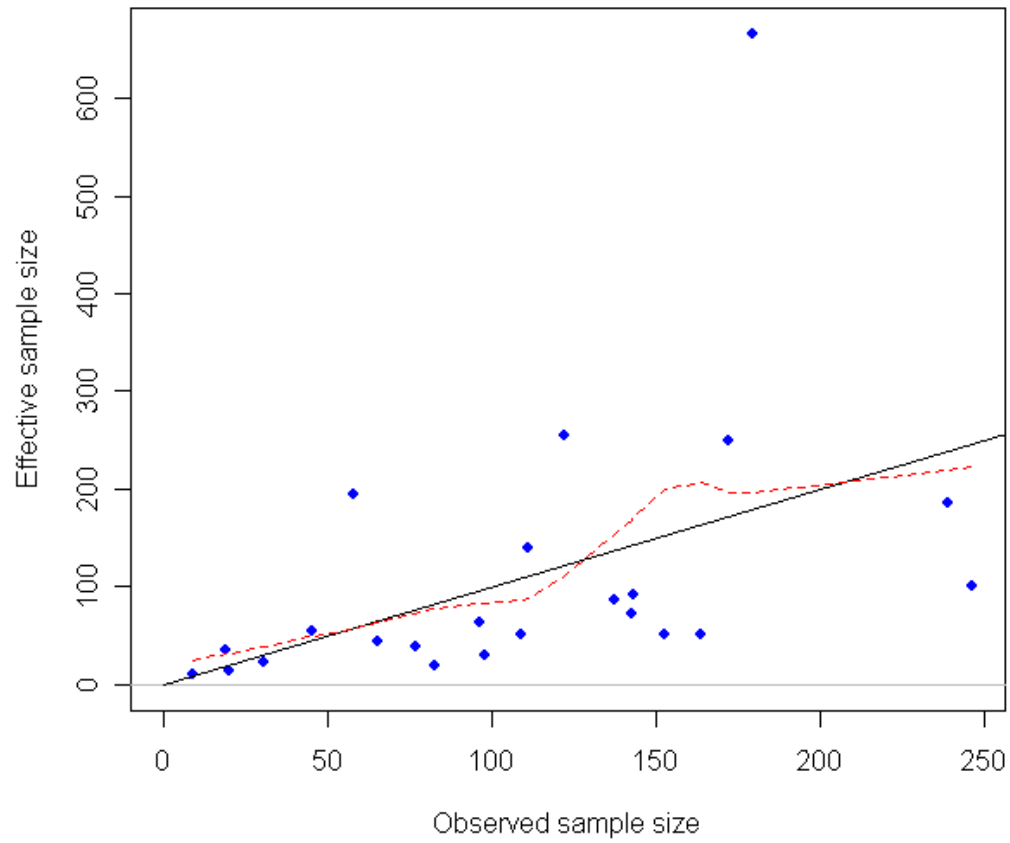


Figure 142. Observed and effective sample sizes for the combined sex Oregon-Washington recreational fleet length-frequency observations.

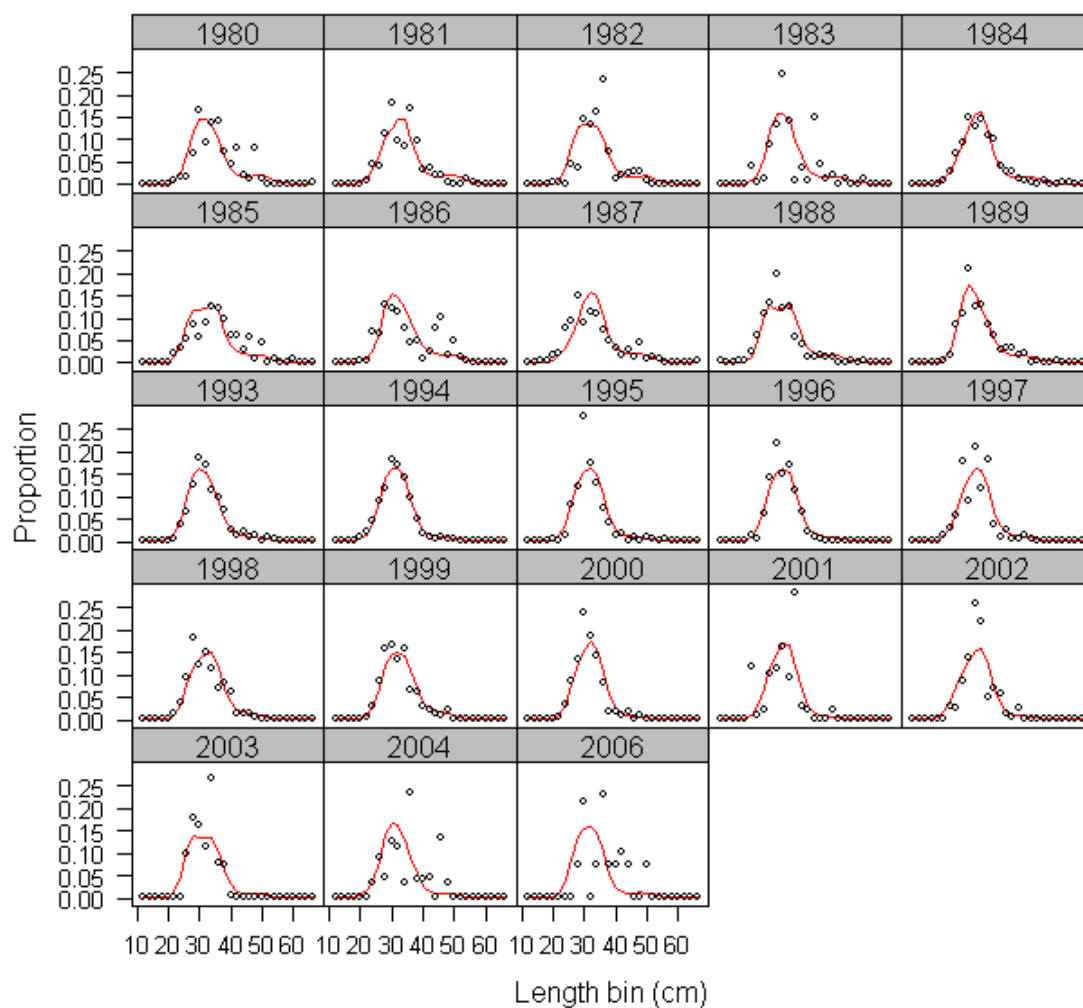


Figure 143. Fit to combined sex length-frequency observations for the Oregon-Washington recreational fleet.

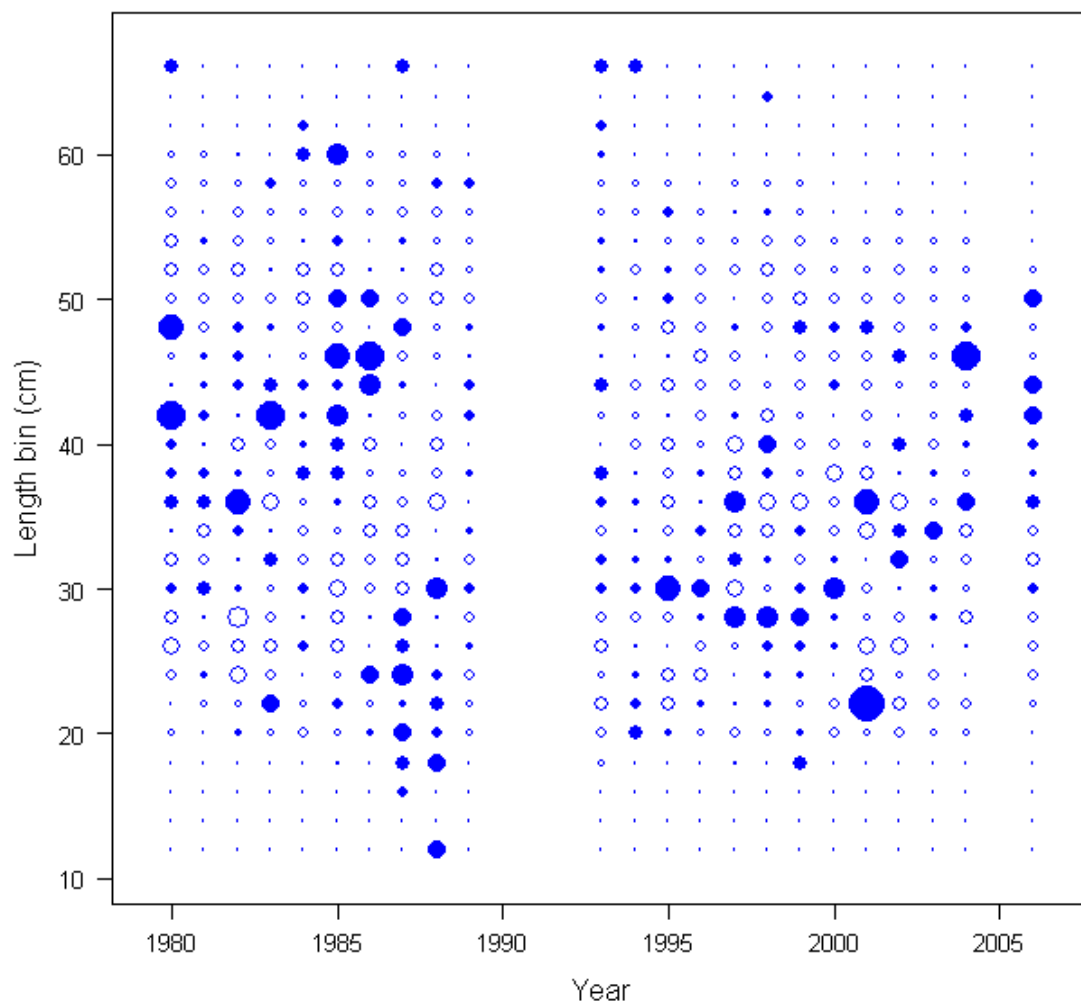


Figure 144. Pearson residuals for the fit to combined sex length-frequency observations for the Oregon-Washington recreational fleet. The largest circle represents a value of 8.81; filled circles show observation greater than estimate; solid circles show observation less than estimate.

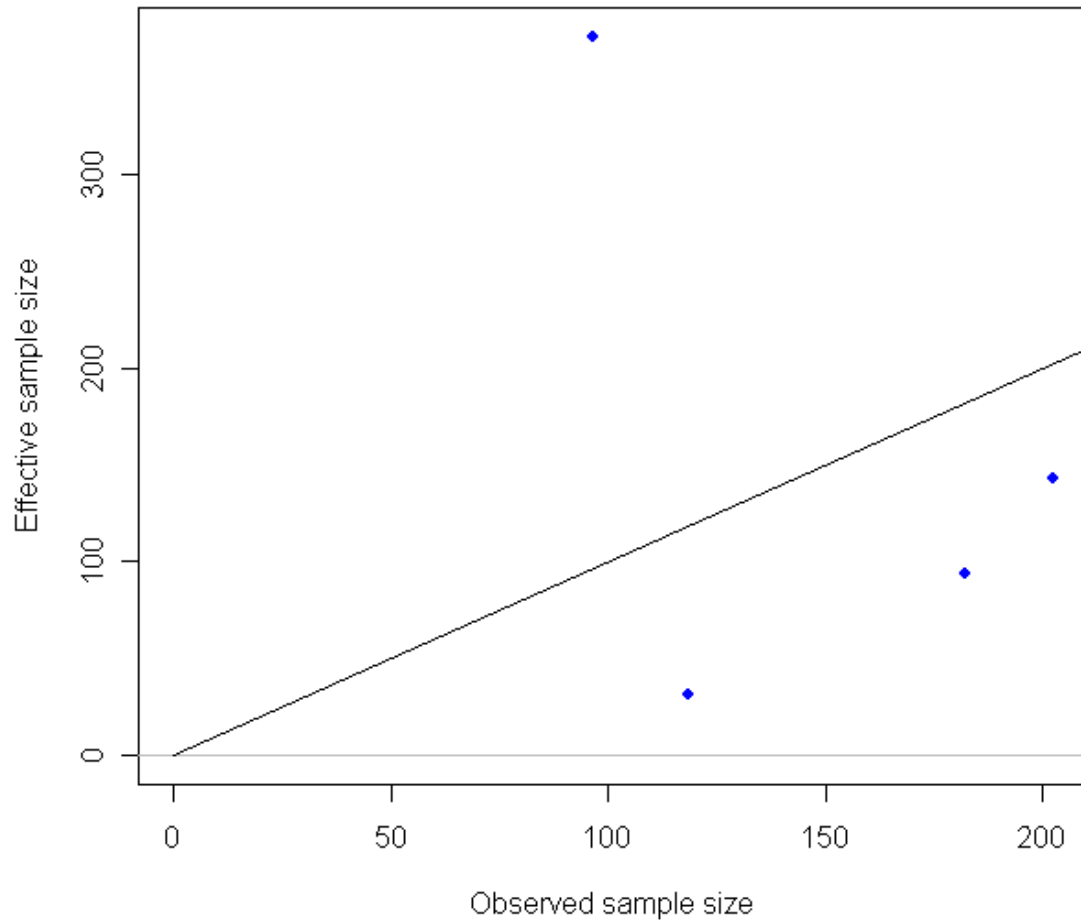


Figure 145. Observed and effective sample sizes for the sex specific at-sea whiting fleet length-frequency observations.

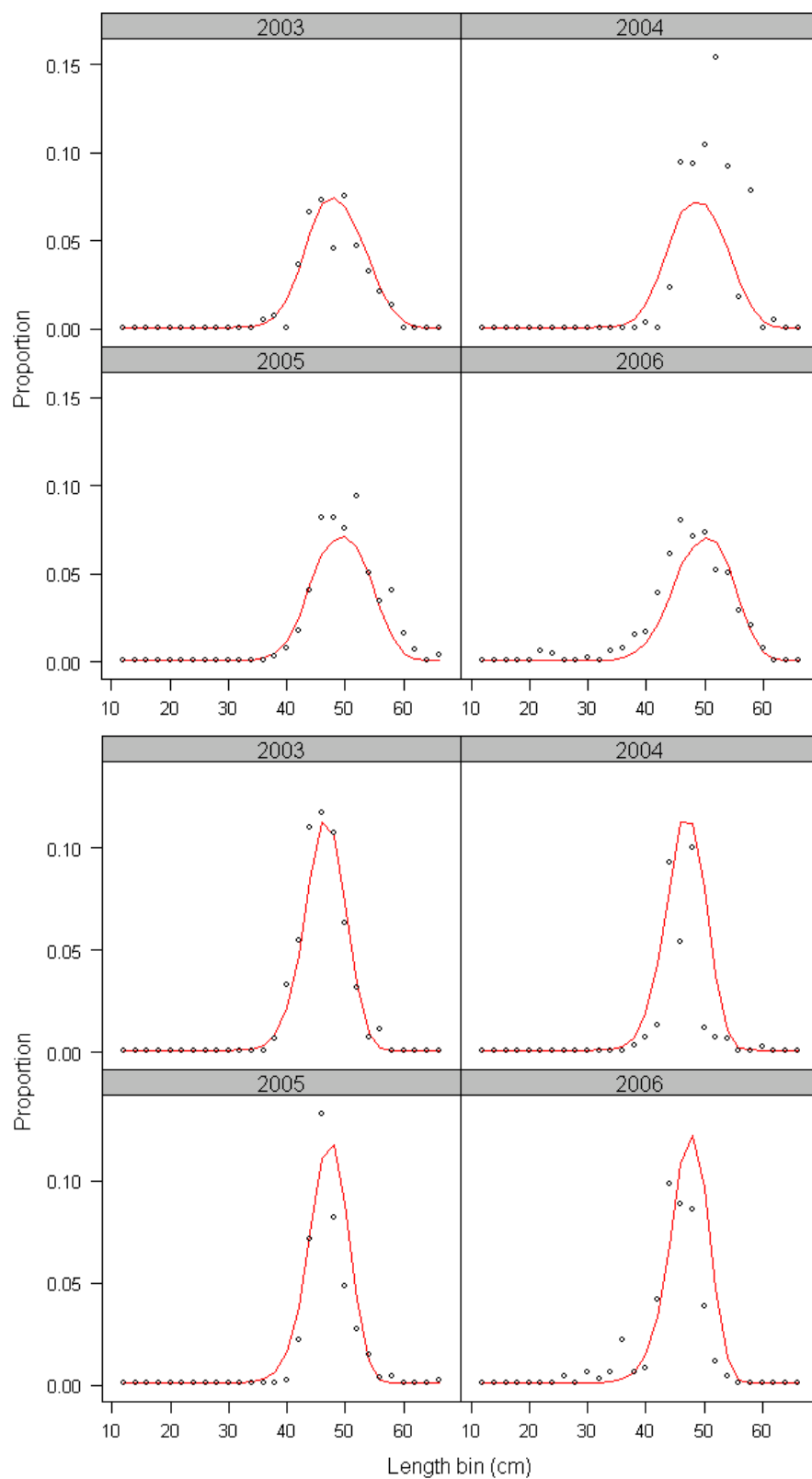


Figure 146. Fit to female (upper panel) and male (lower panel) length-frequency observations for the at-sea whiting fleet.

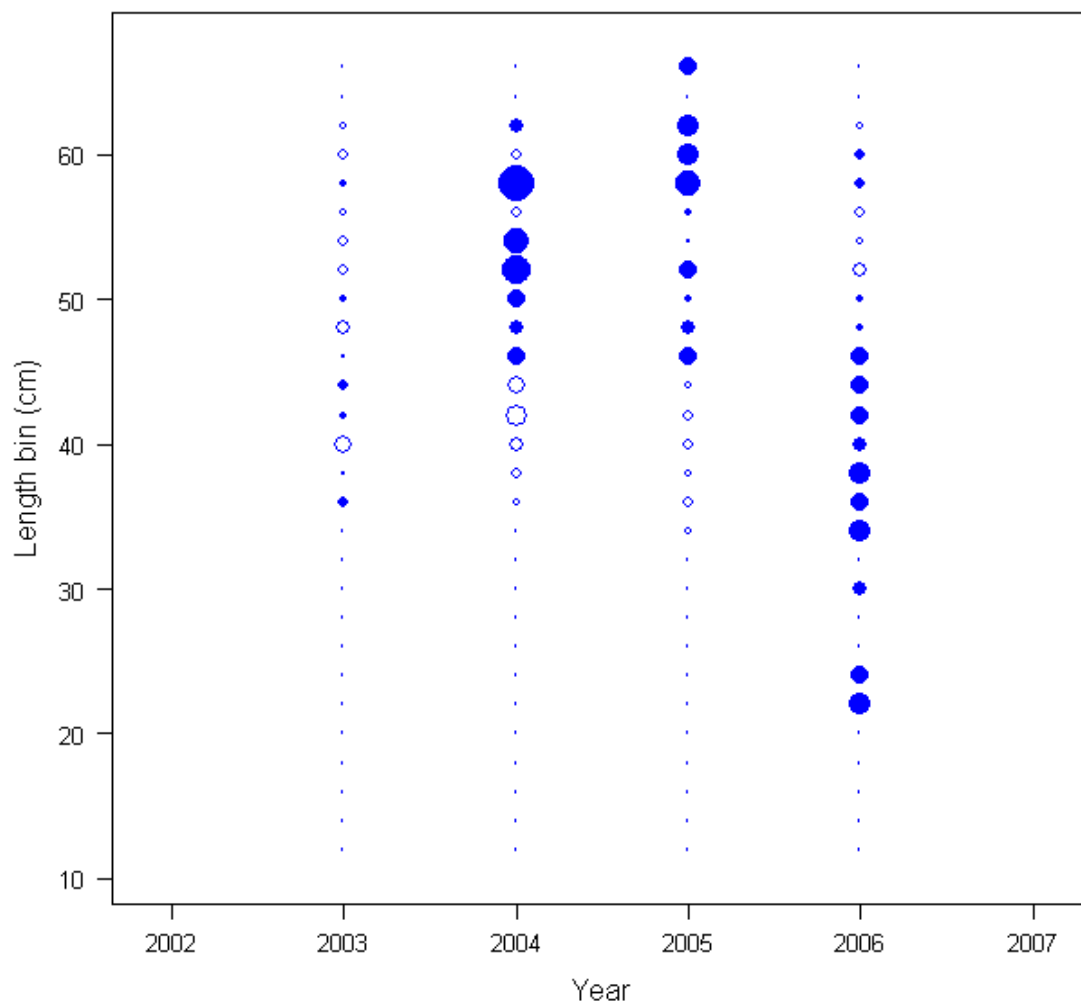


Figure 147. Pearson residuals for the fit to female length-frequency observations for the at-sea whiting fleet. The largest circle represents a value of 6.32; filled circles show observation greater than estimate; solid circles show observation less than estimate.

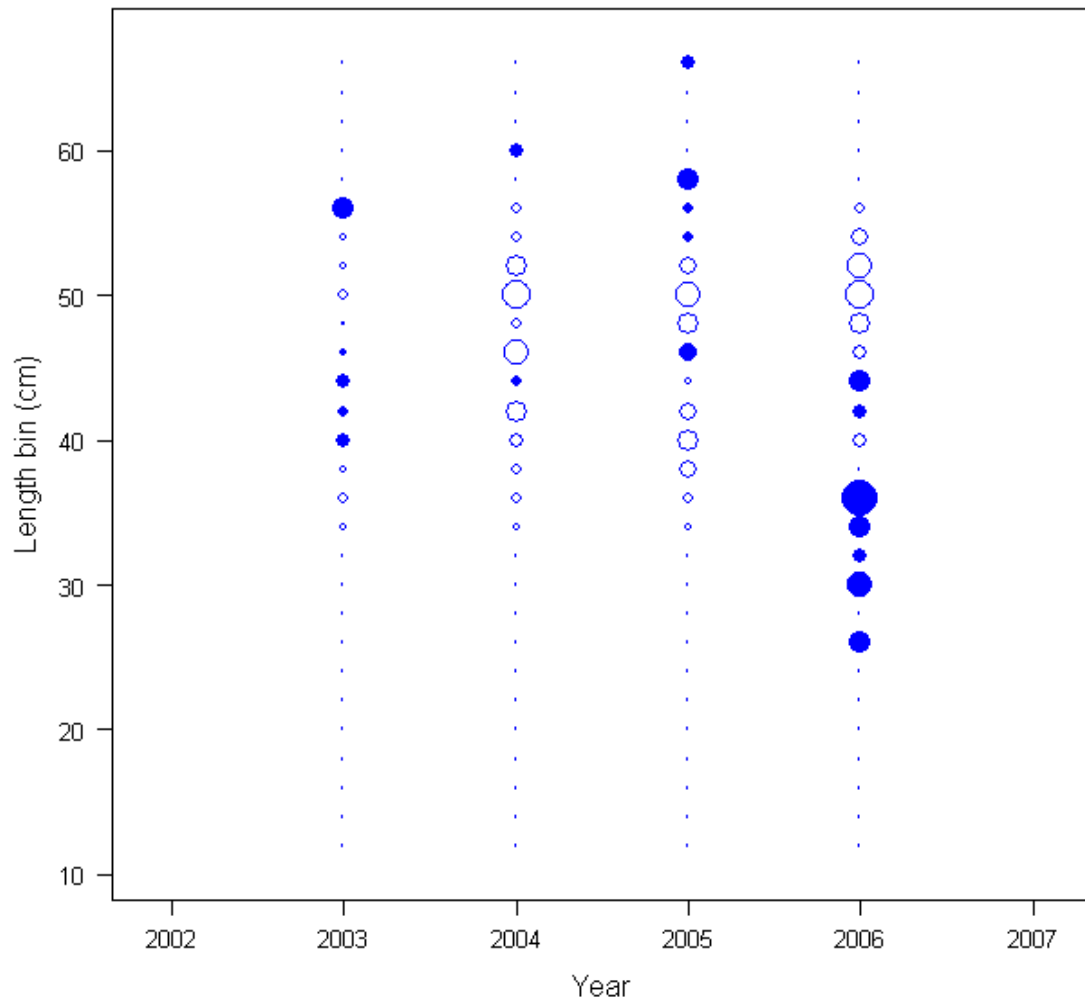


Figure 148. Pearson residuals for the fit to female length-frequency observations for the at-sea whiting fleet. The largest circle represents a value of 5.02; filled circles show observation greater than estimate; solid circles show observation less than estimate.

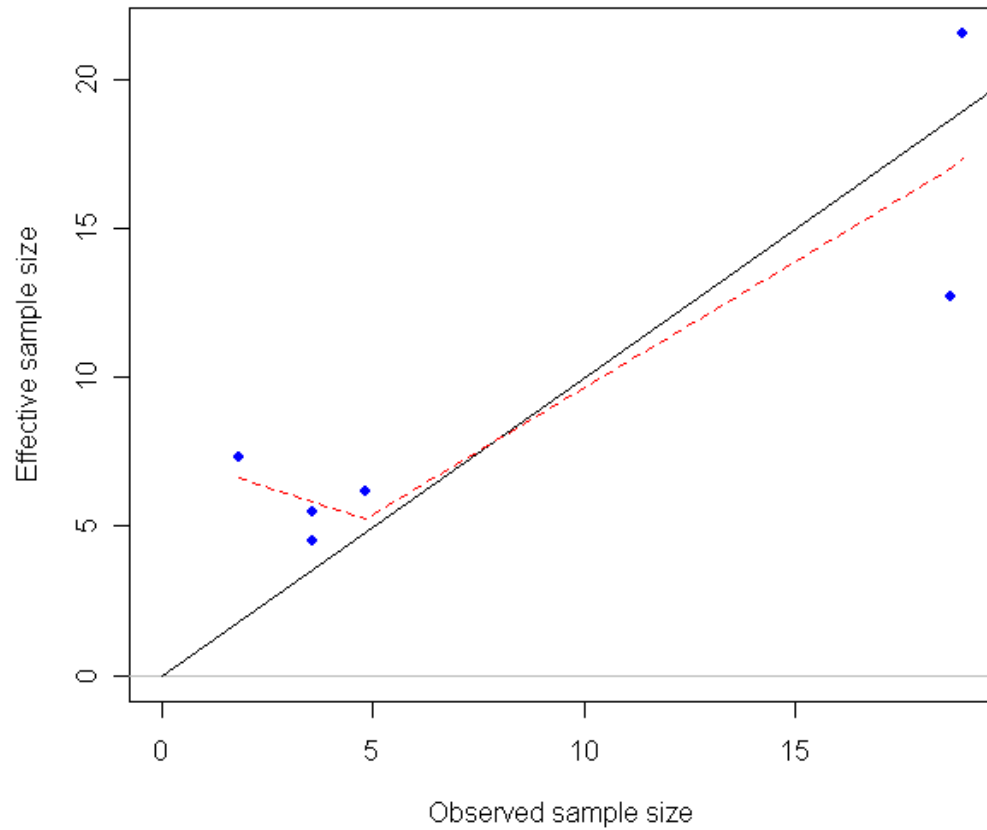


Figure 149. Observed and effective sample sizes for the sex specific southern California trawl fleet age-frequency observations.

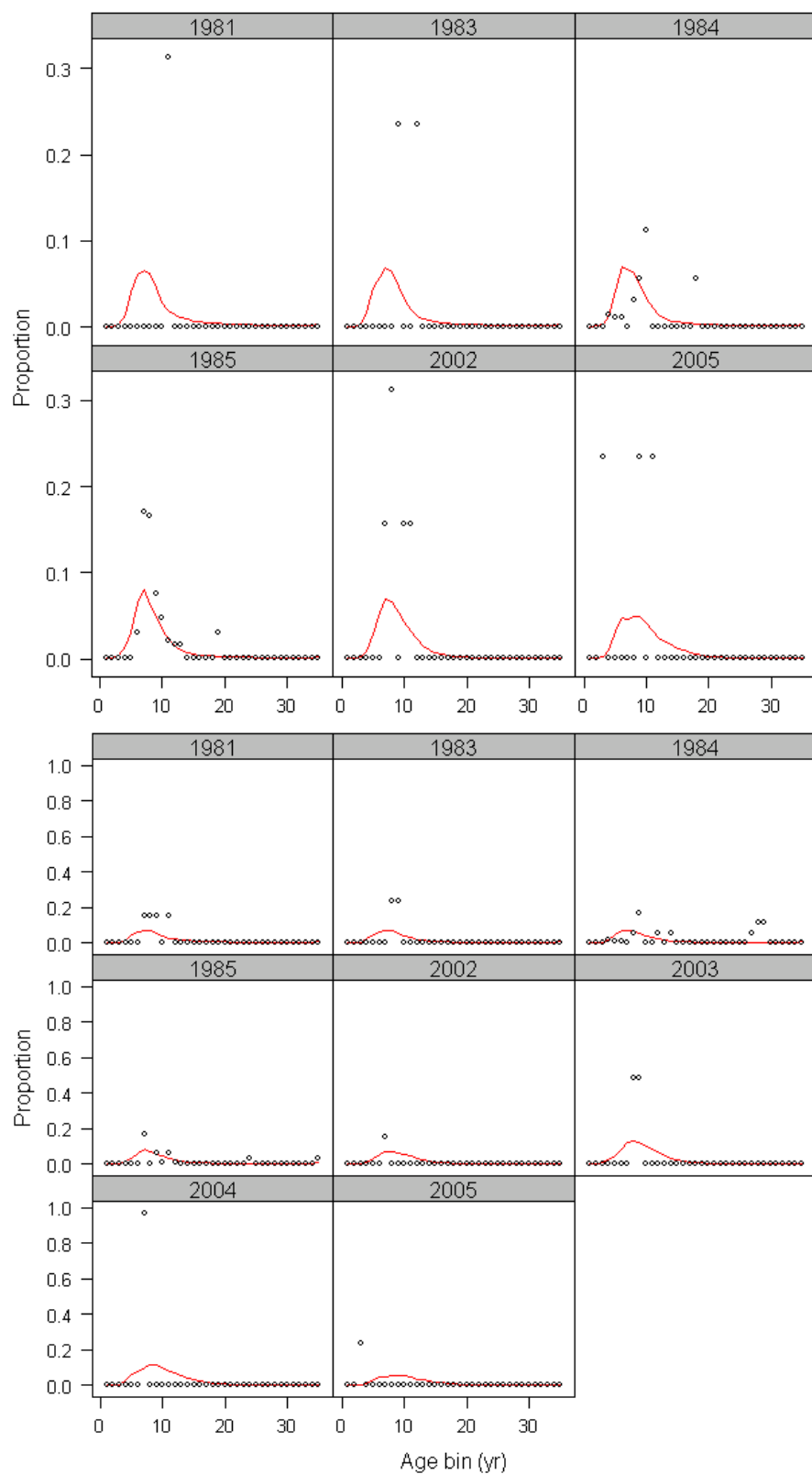


Figure 150. Fit to the southern California fishery female (upper panel) and male (lower panel) age-frequencies.

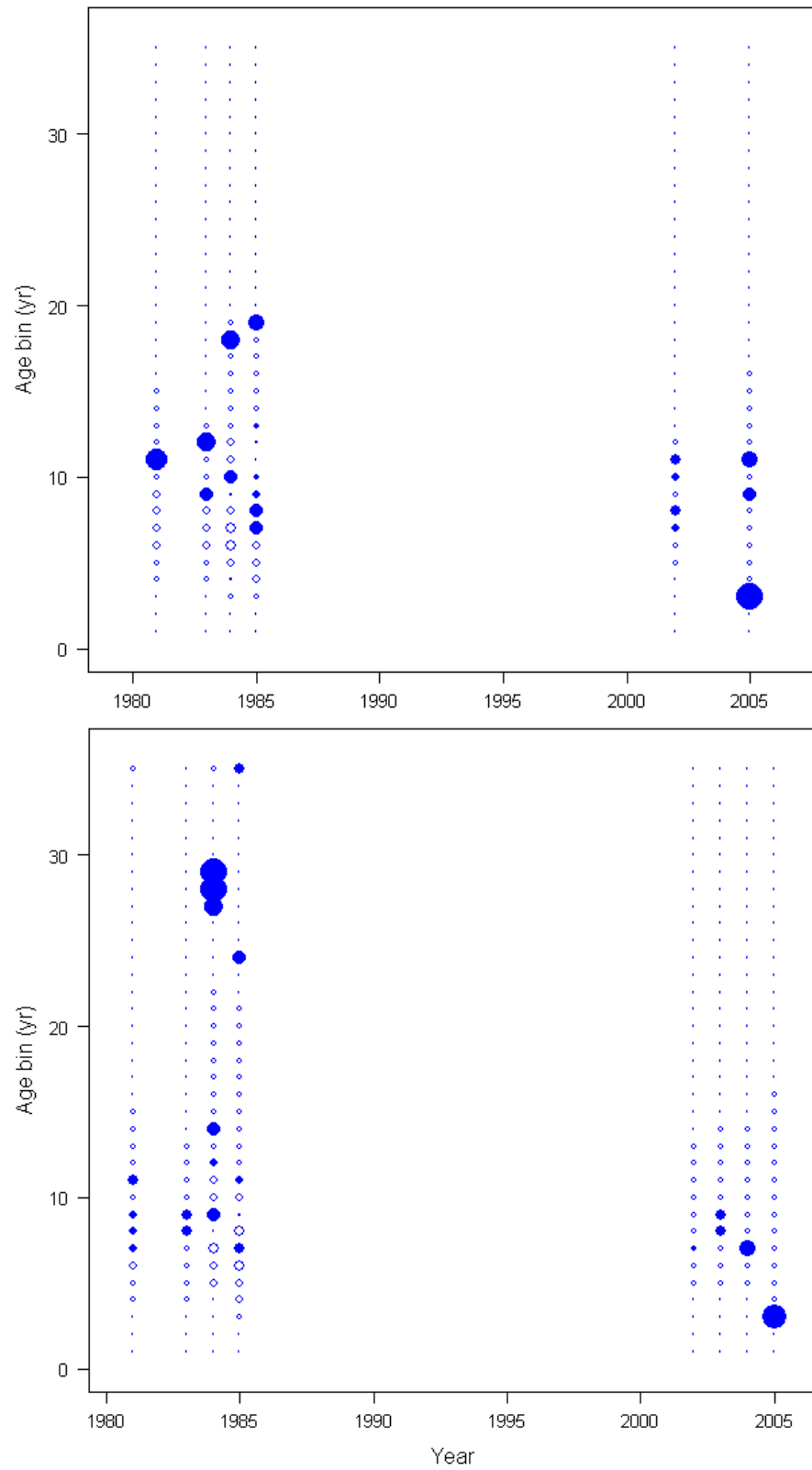


Figure 151. Pearson residuals for the fit to southern California fishery female (upper panel, maximum = 7.64) and male (lower panel, maximum = 9.56) length-frequencies.

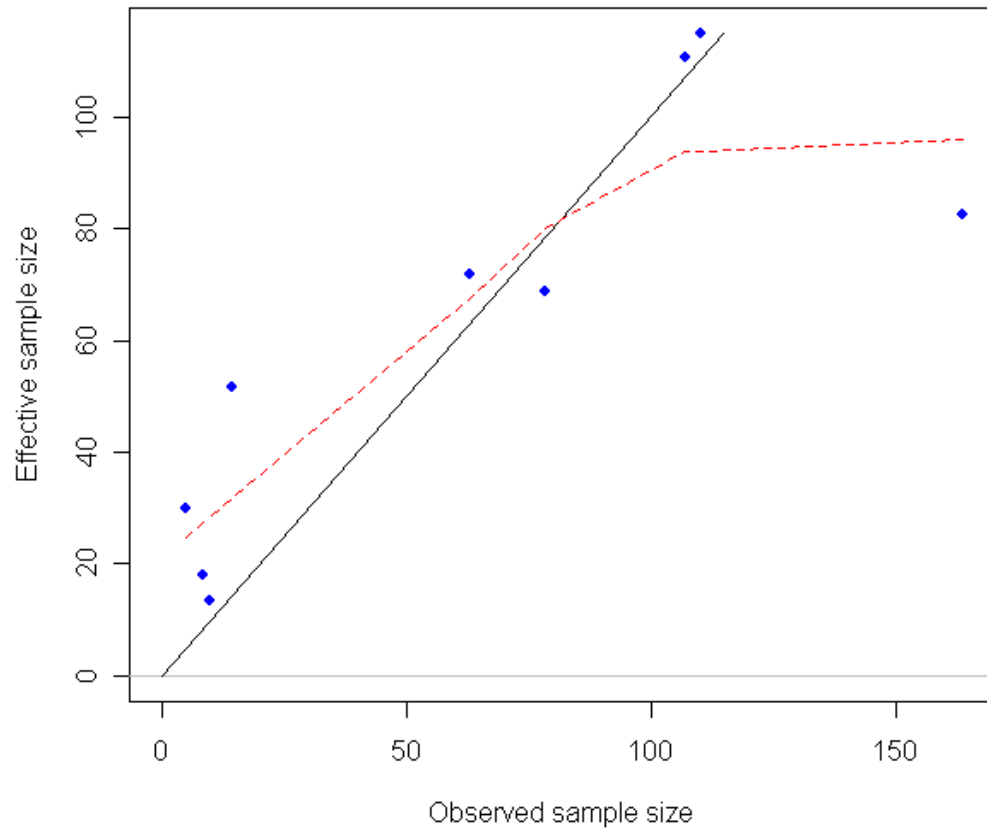


Figure 152. Observed and effective sample sizes for the sex specific northern California trawl fleet age-frequency observations.

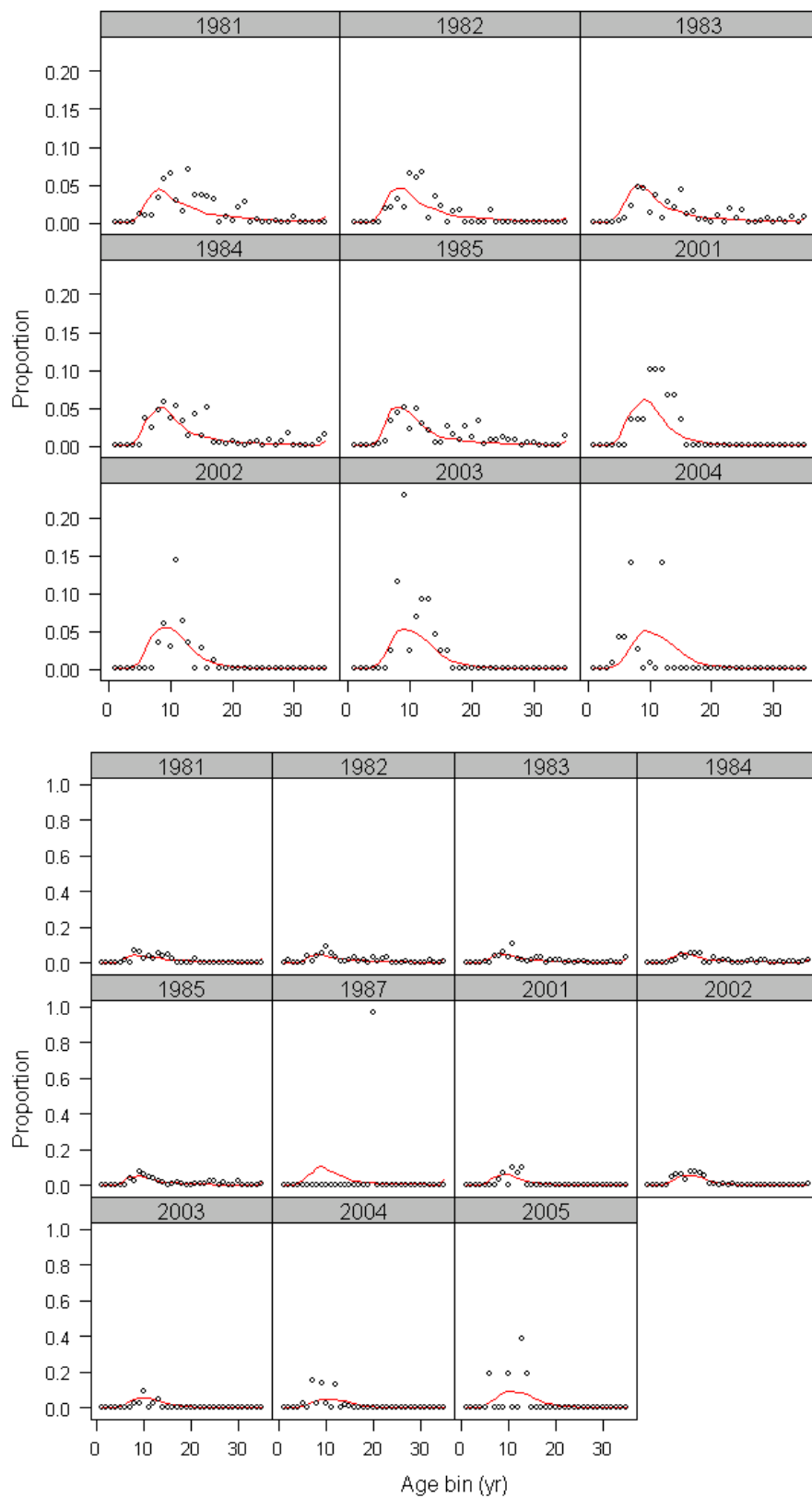


Figure 153. Fit to the northern California trawl fishery female (upper panel) and male (lower panel) age-frequencies.

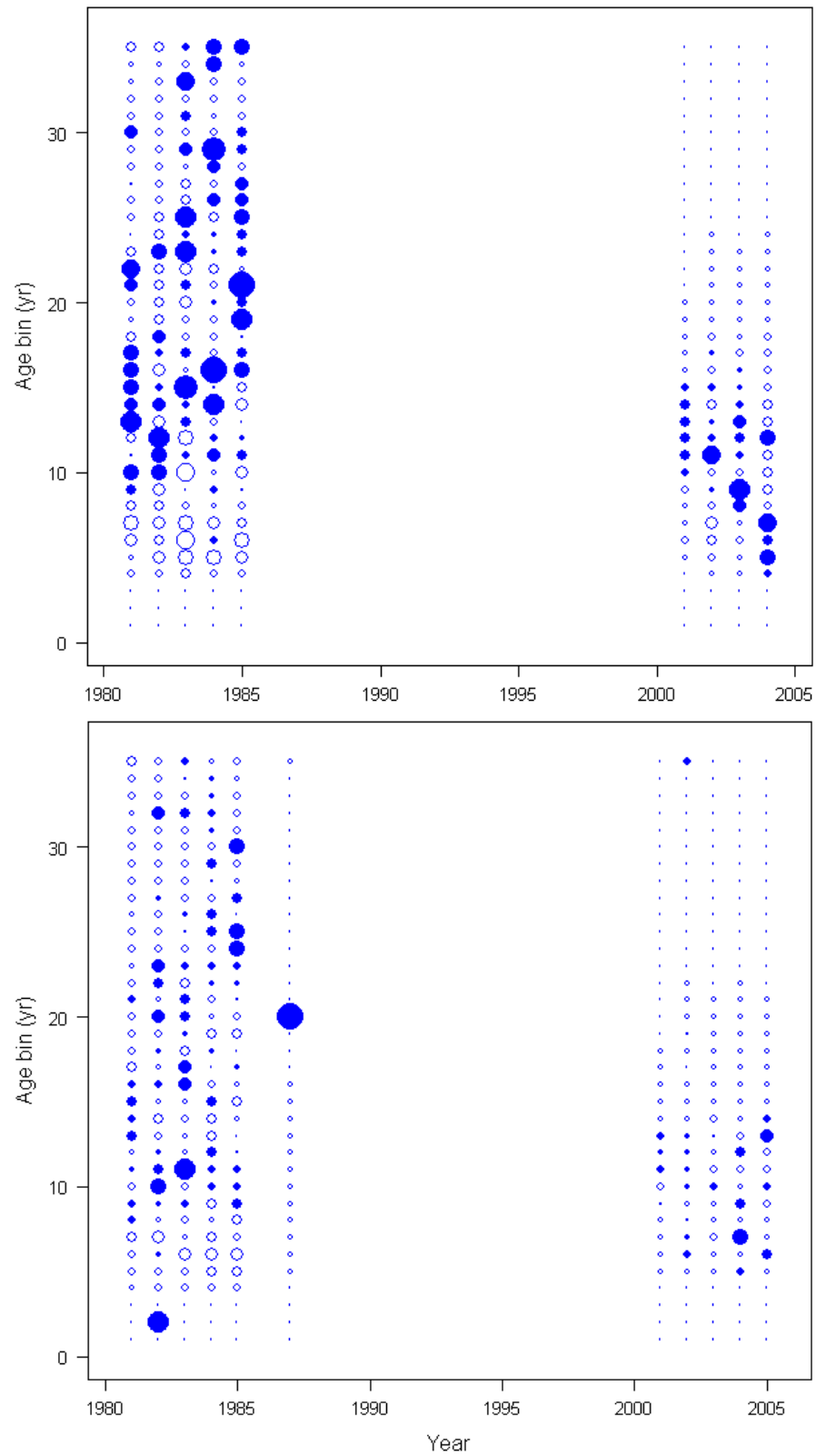


Figure 154. Pearson residuals for the fit to northern California trawl fishery female (upper panel, maximum = 4.19) and male (lower panel, maximum = 8.14) length-frequencies.

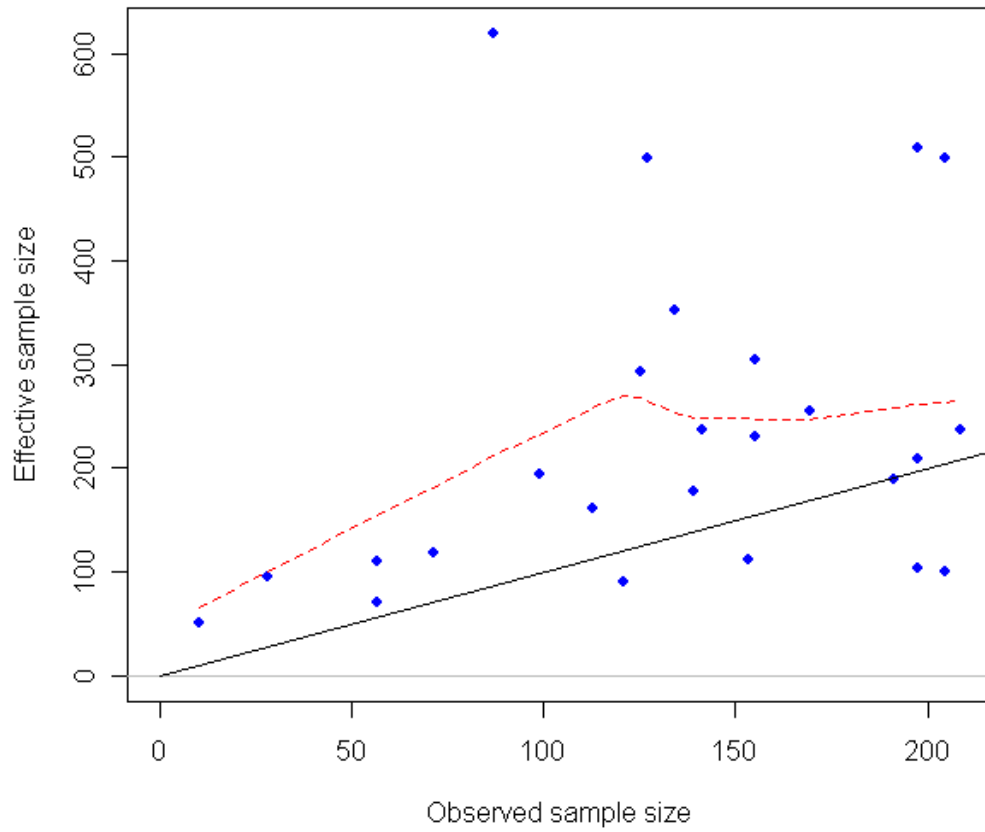


Figure 155. Observed and effective sample sizes for the sex specific Oregon trawl fleet age-frequency observations.

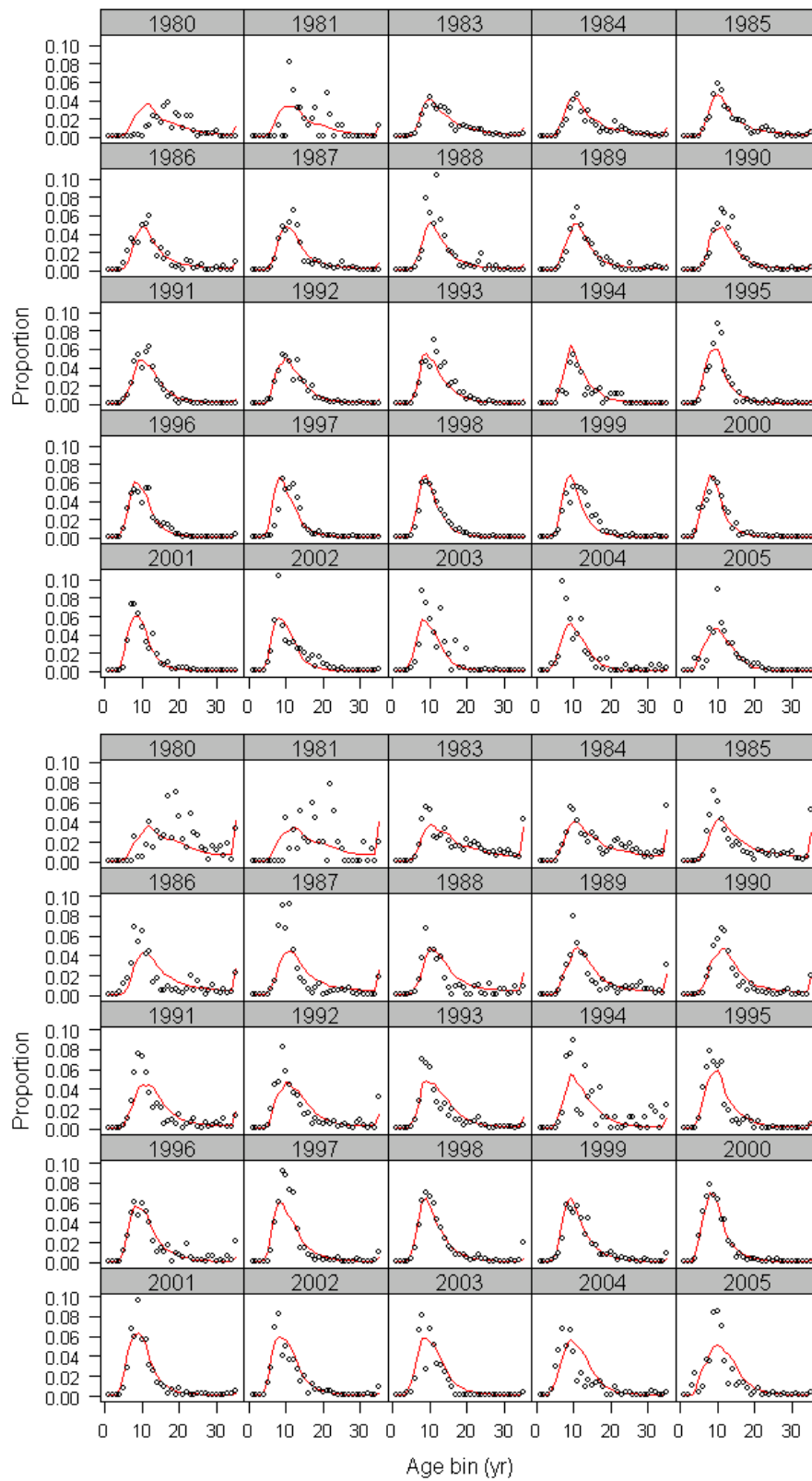


Figure 156. Fit to the Oregon trawl fishery female (upper panel) and male (lower panel) age-frequencies.

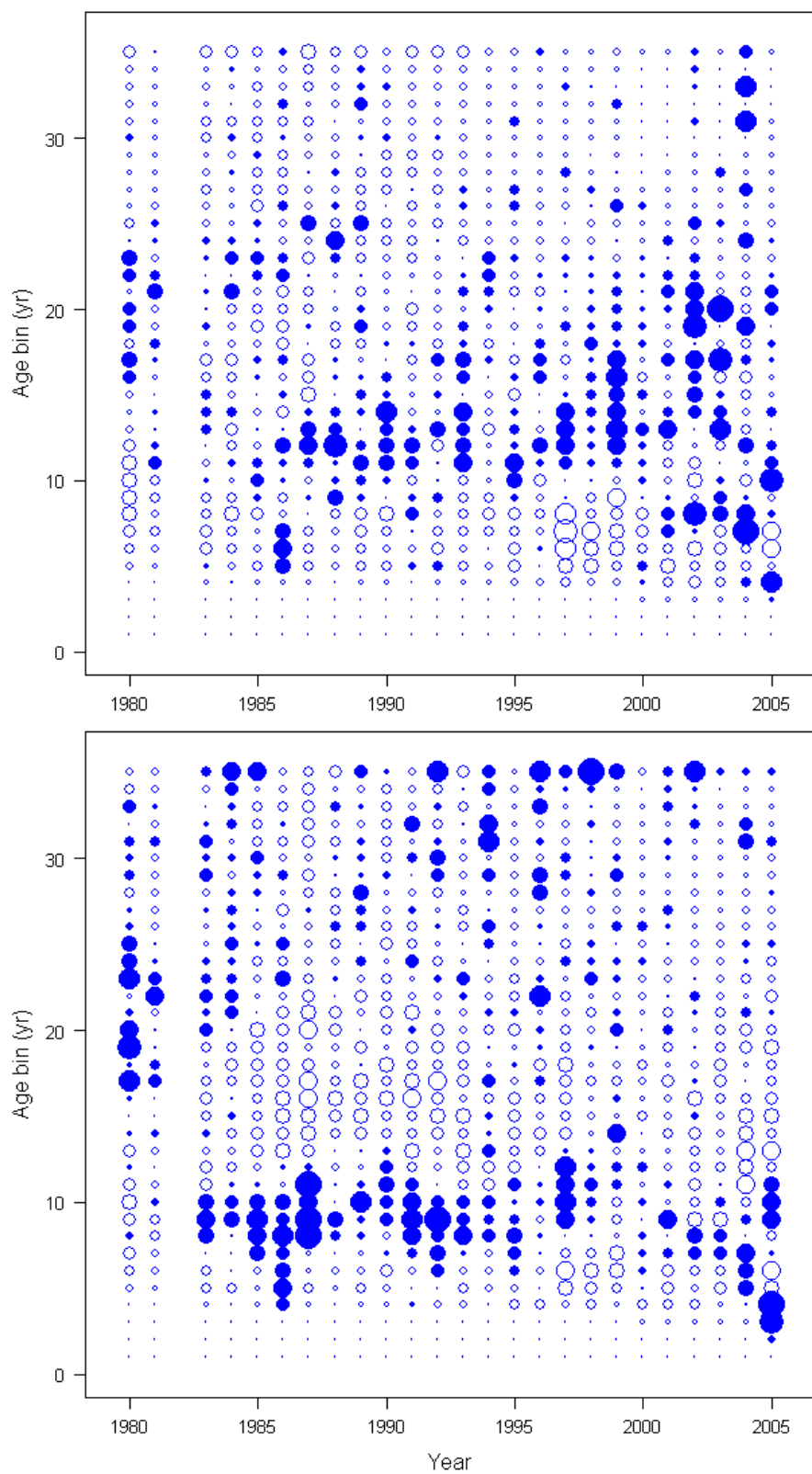


Figure 157. Pearson residuals for the fit to Oregon trawl fishery female (upper panel, maximum = 3.40) and male (lower panel, maximum = 3.64) age-frequencies.

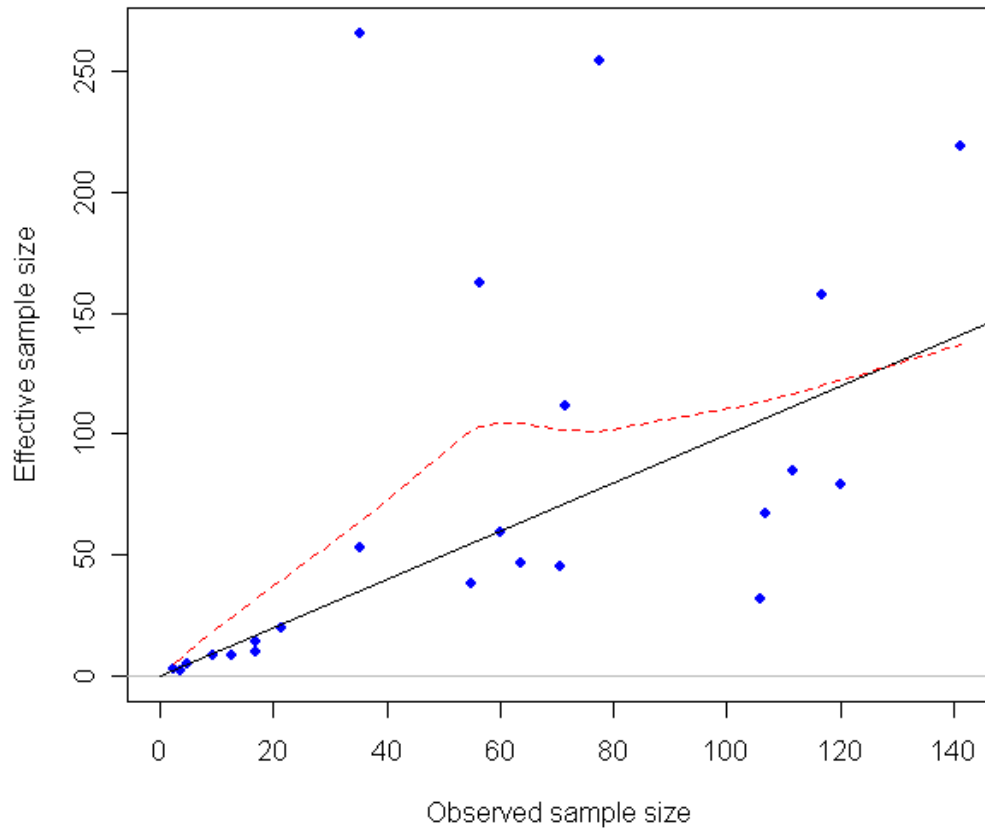


Figure 158. Observed and effective sample sizes for the sex specific Washington trawl fleet age-frequency observations based on WDFW ageing-error.

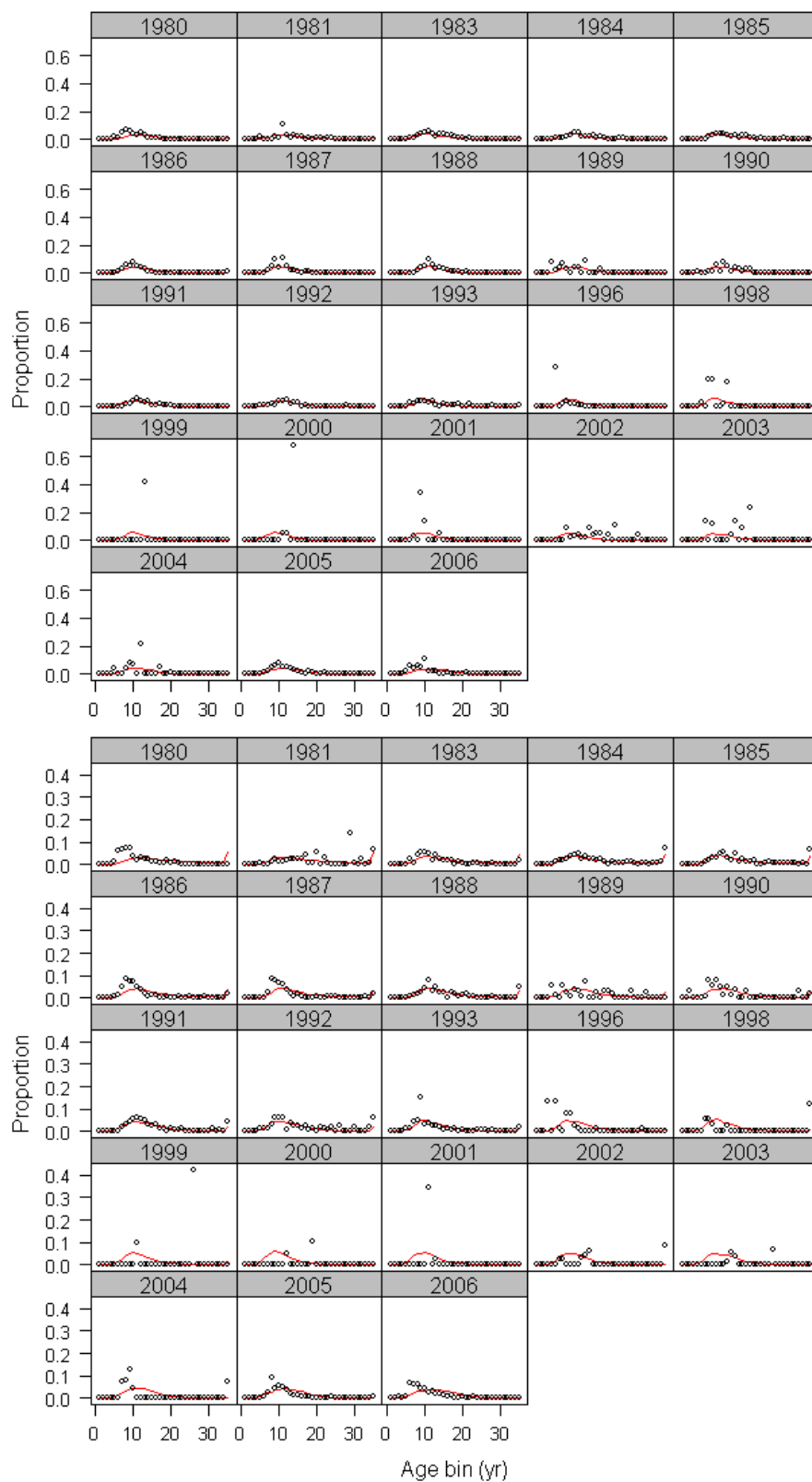


Figure 159. Fit to the Washington trawl fishery female (upper panel) and male (lower panel) age-frequencies based on WDFW ageing-error.

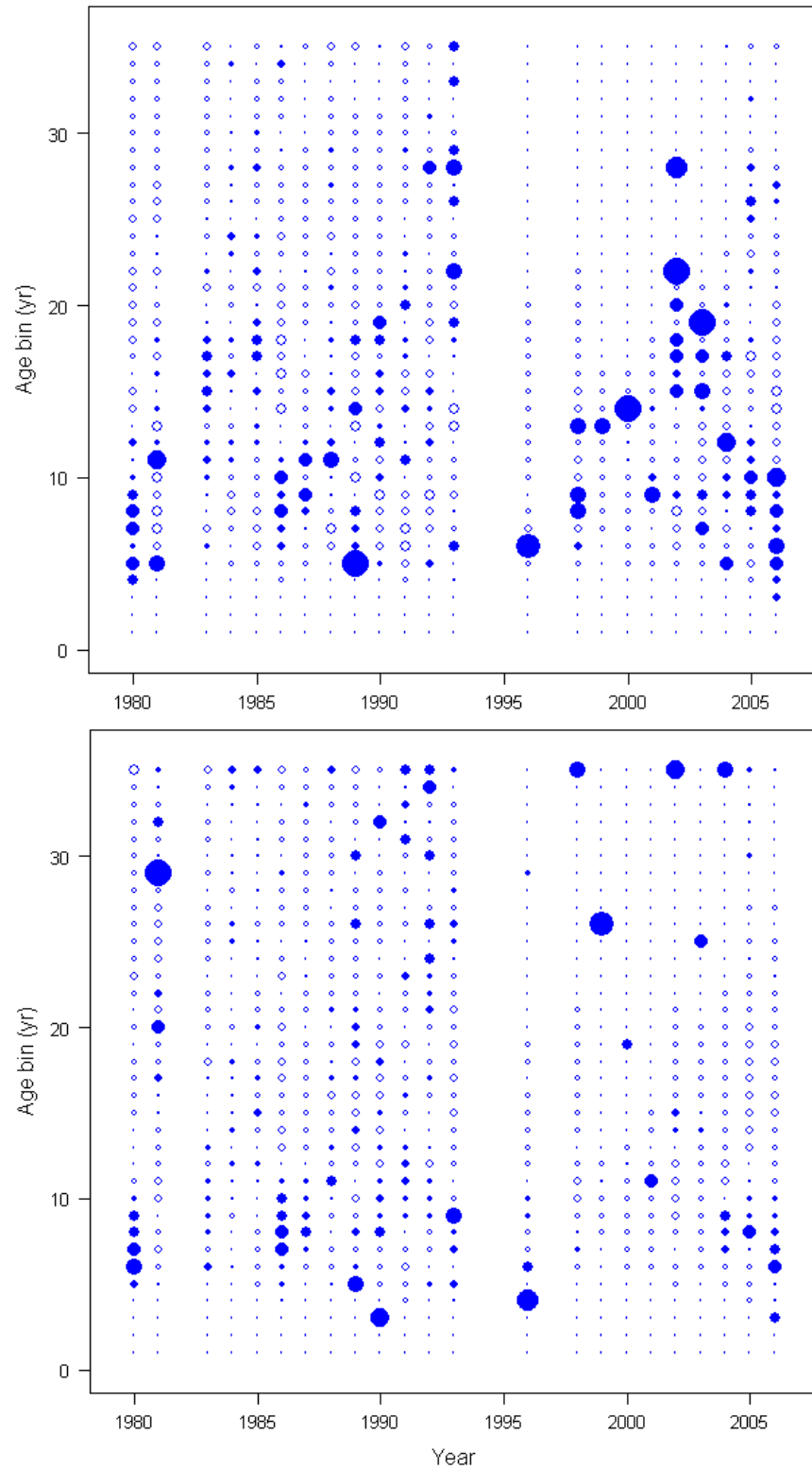


Figure 160. Pearson residuals for the fit to Washington trawl fishery female (upper panel, maximum = 8.79) and male (lower panel, maximum = 14.79) age-frequencies based on WDFW ageing-error.

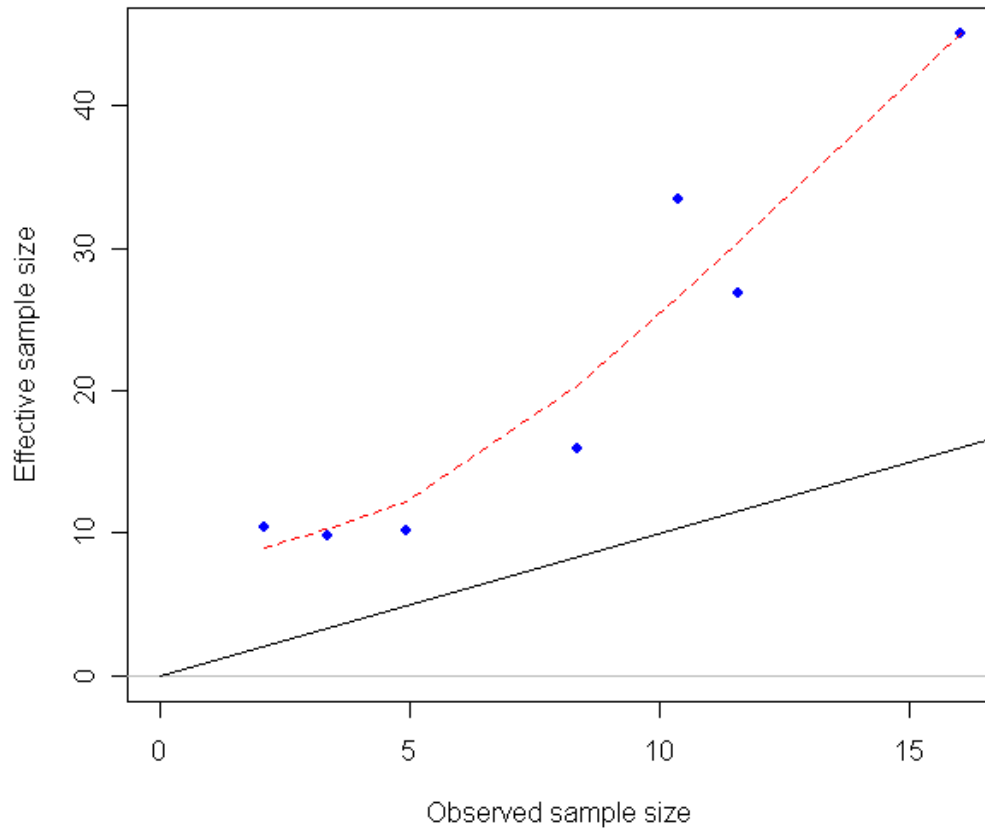


Figure 161. Observed and effective sample sizes for the sex specific Washington-Oregon non-trawl fleet age-frequency observations.

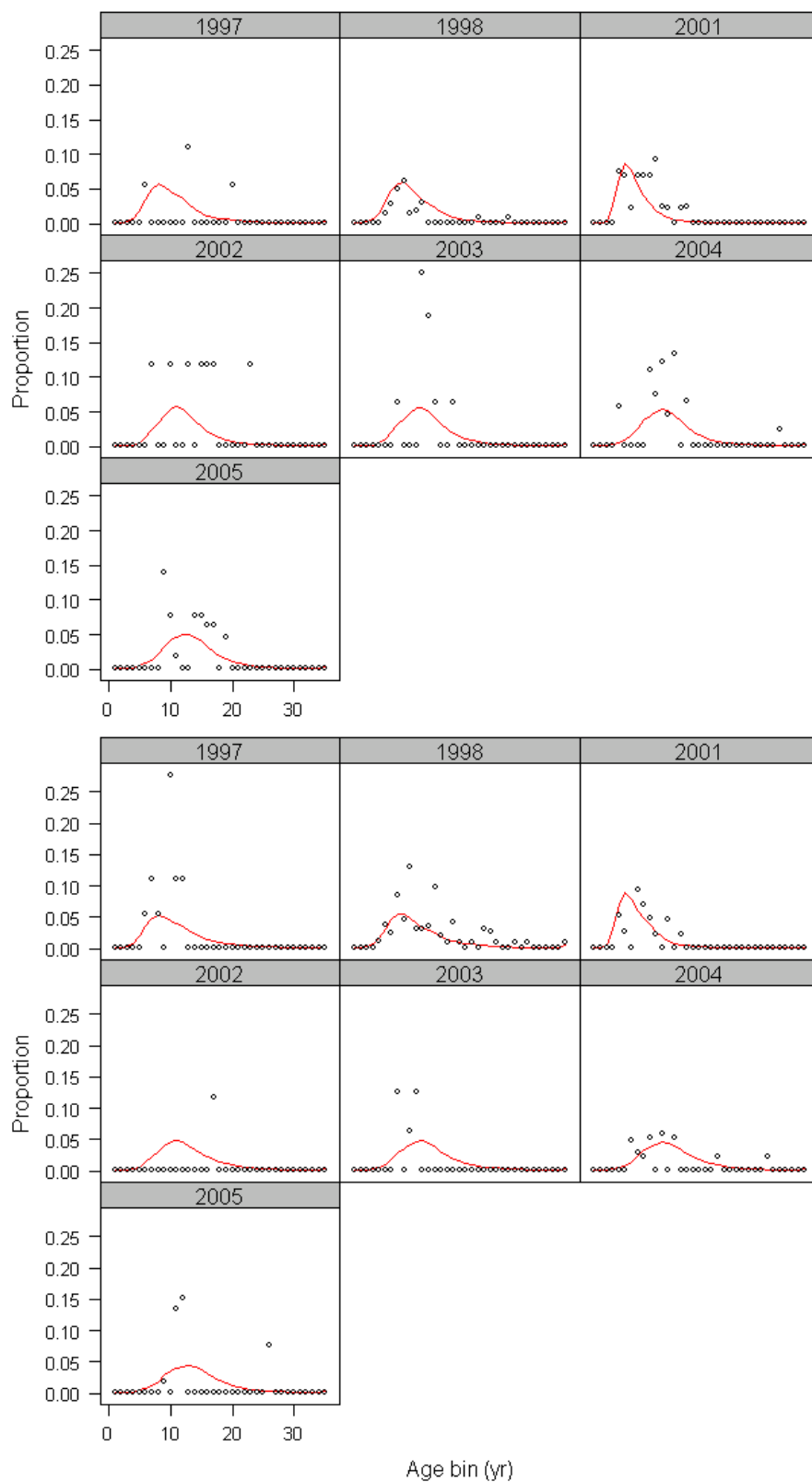


Figure 162. Fit to the Washington-Oregon non-trawl fishery female (upper panel) and male (lower panel) age-frequencies.

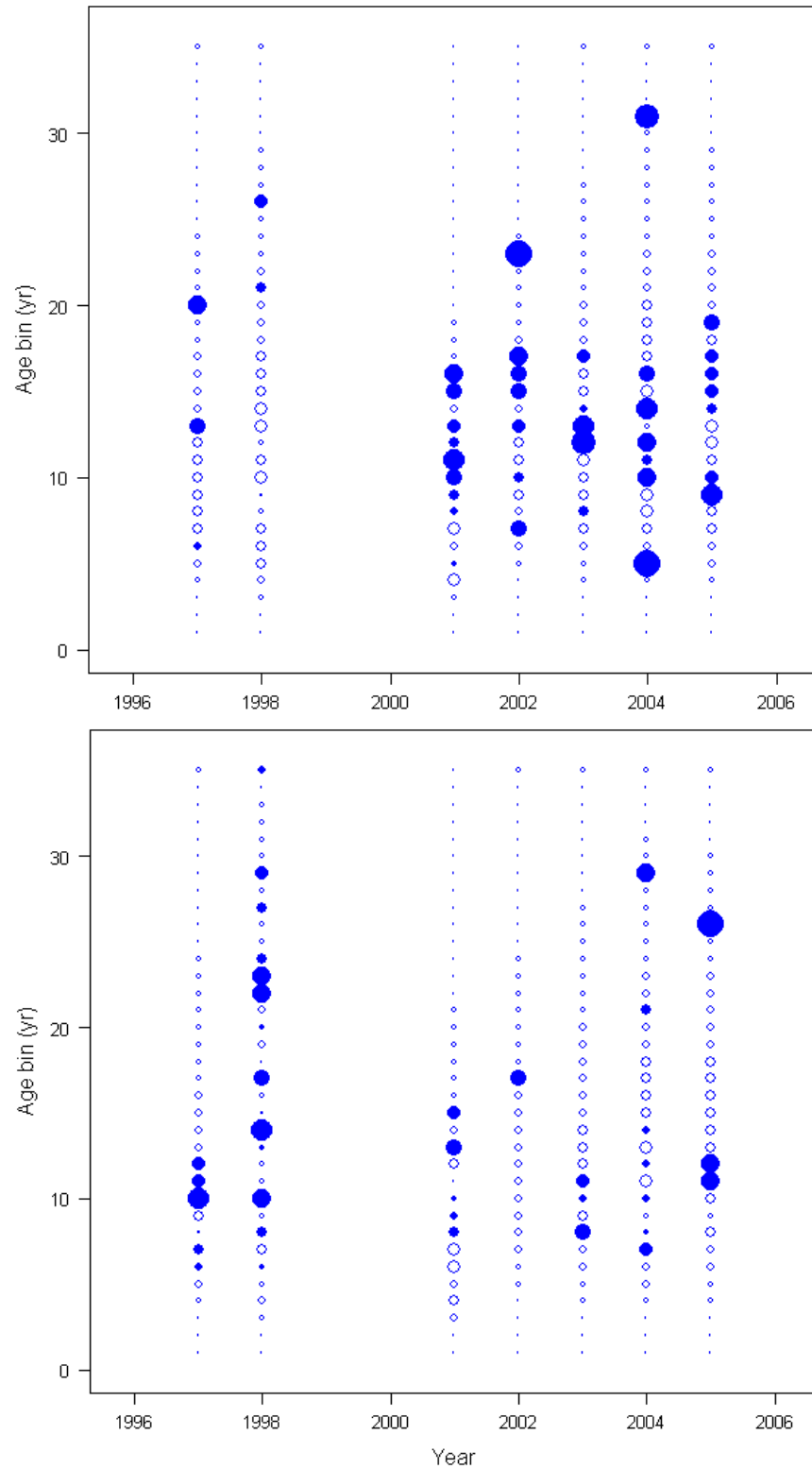


Figure 163. Pearson residuals for the fit to Washington-Oregon non-trawl fishery female (upper panel, maximum = 2.67) and male (lower panel, maximum = 3.44) age-frequencies.

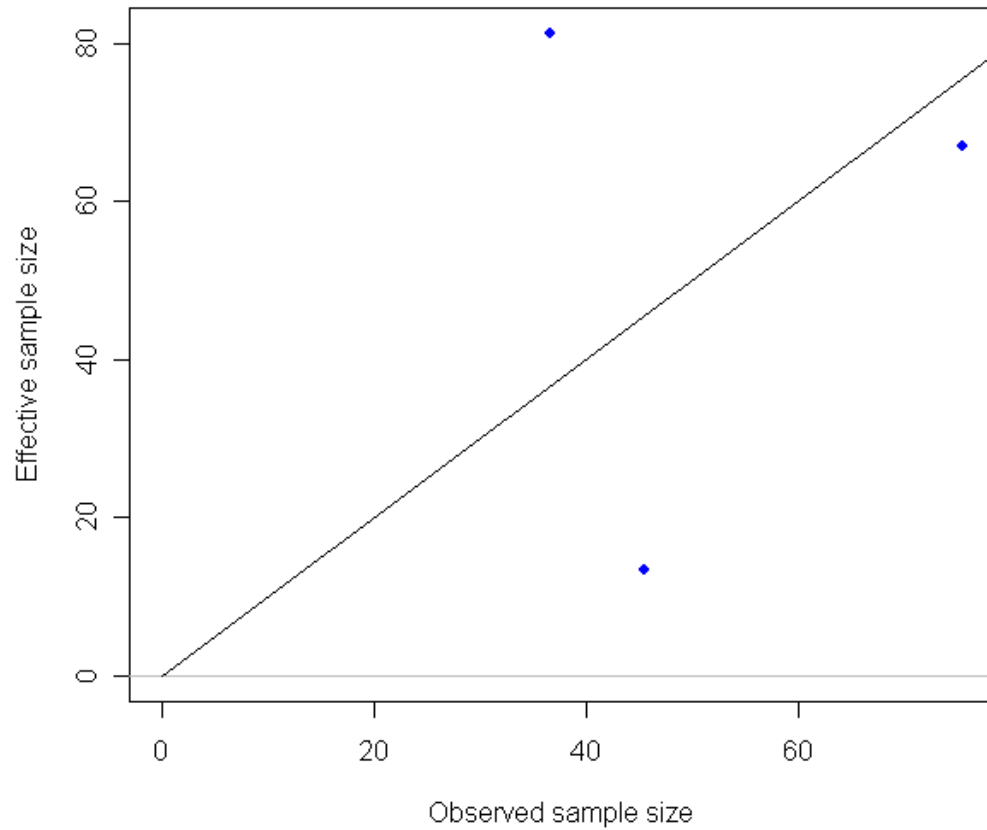


Figure 164. Observed and effective sample sizes for the sex specific the at-sea whiting bycatch fishery age-frequency observations.

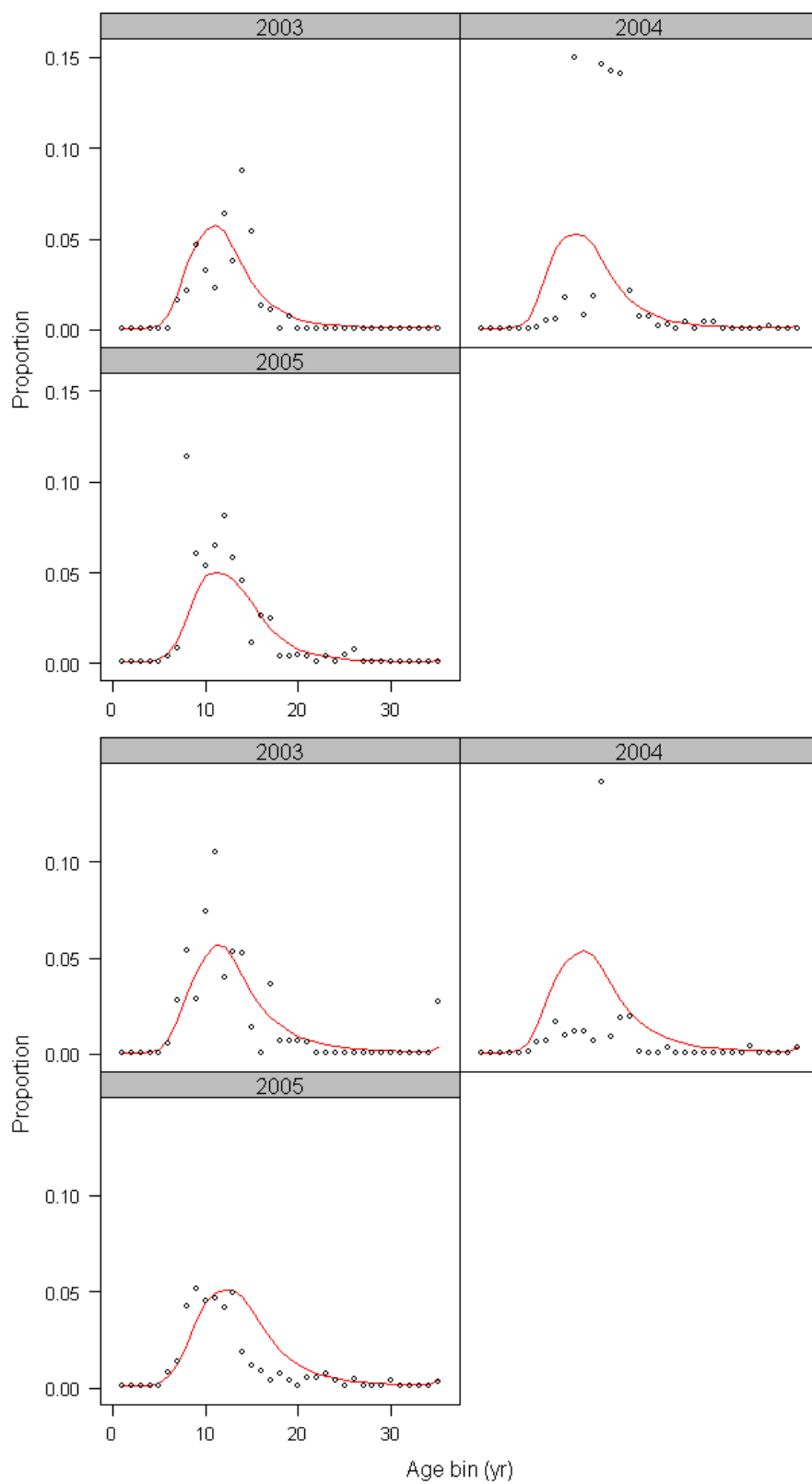


Figure 165. Fit to the at-sea whiting bycatch fishery female (upper panel) and male (lower panel) age-frequencies.

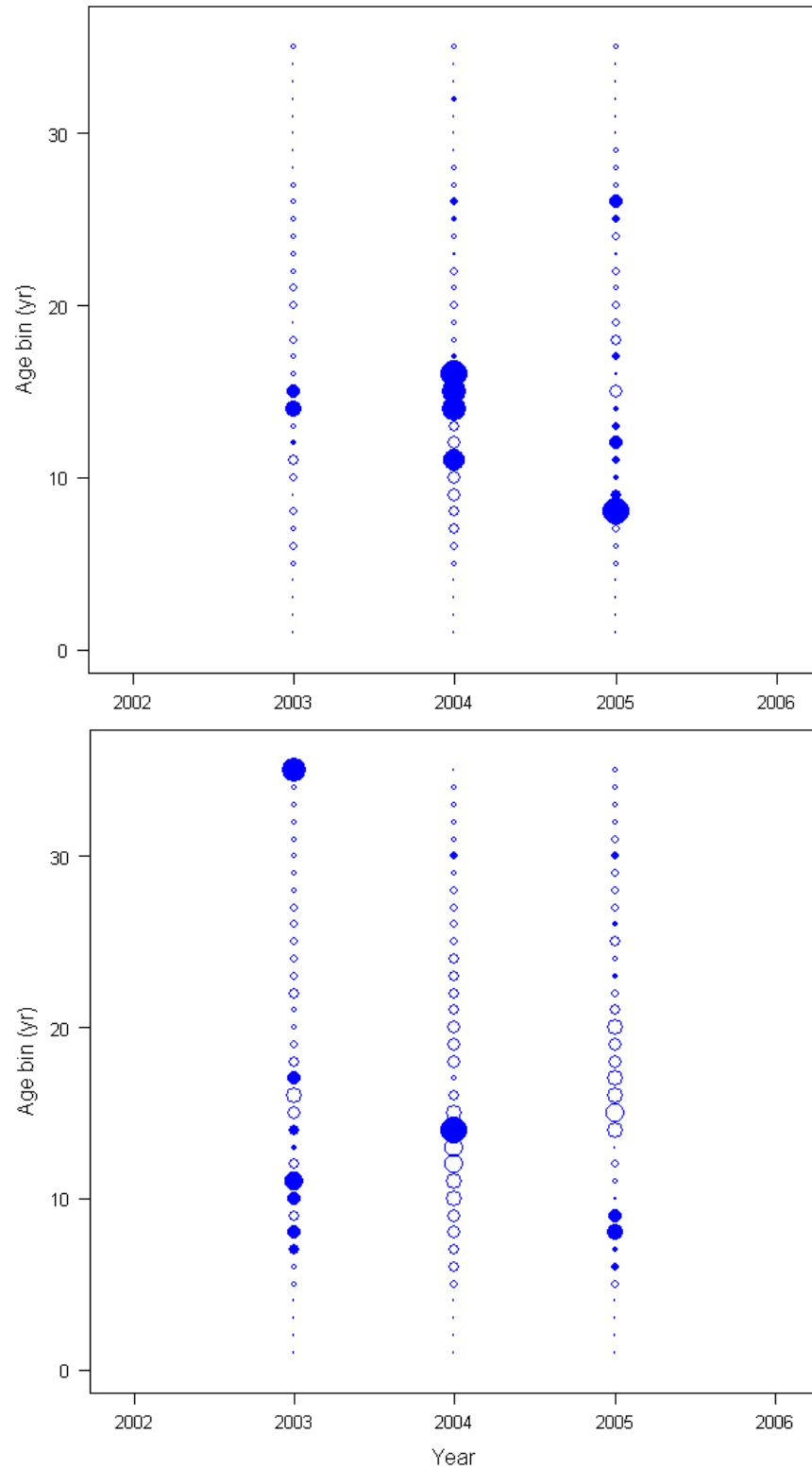


Figure 166. Pearson residuals for the fit to the at-sea whiting bycatch fishery female (upper panel, maximum = 5.43) and male (lower panel, maximum = 3.16) age-frequencies.

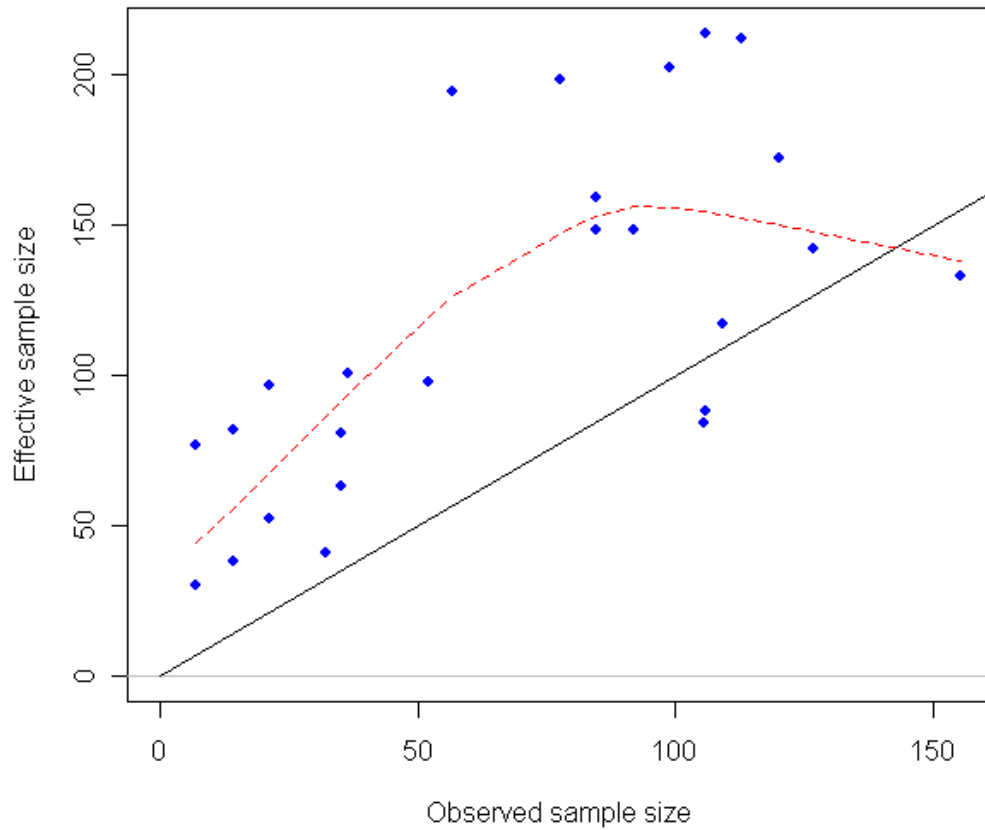


Figure 167. Observed and effective sample sizes for the sex specific Washington trawl fleet age-frequency observations based on CAP ageing-error.

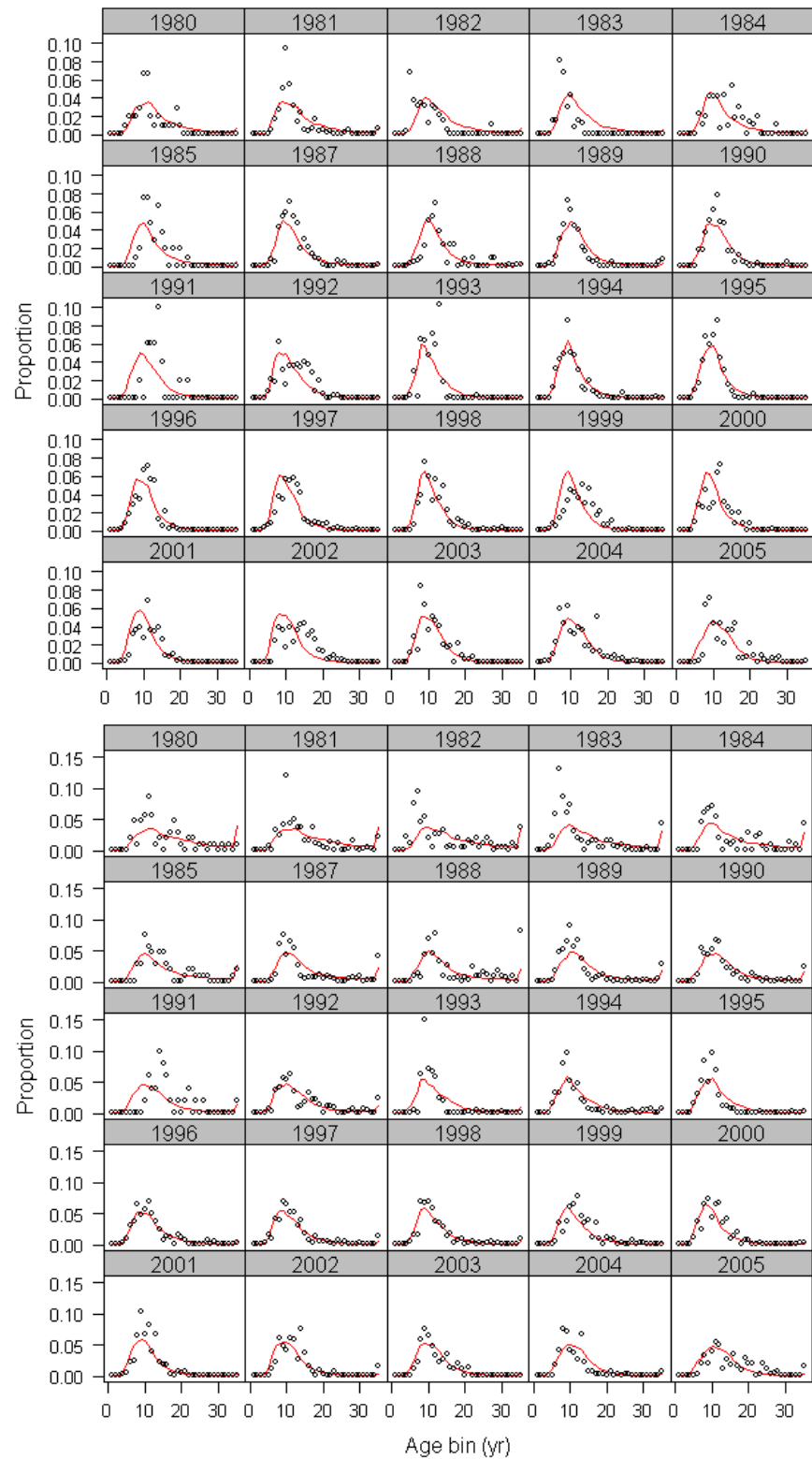


Figure 168. Fit to the Washington trawl fishery female (upper panel) and male (lower panel) age-frequencies based on CAP ageing-error.

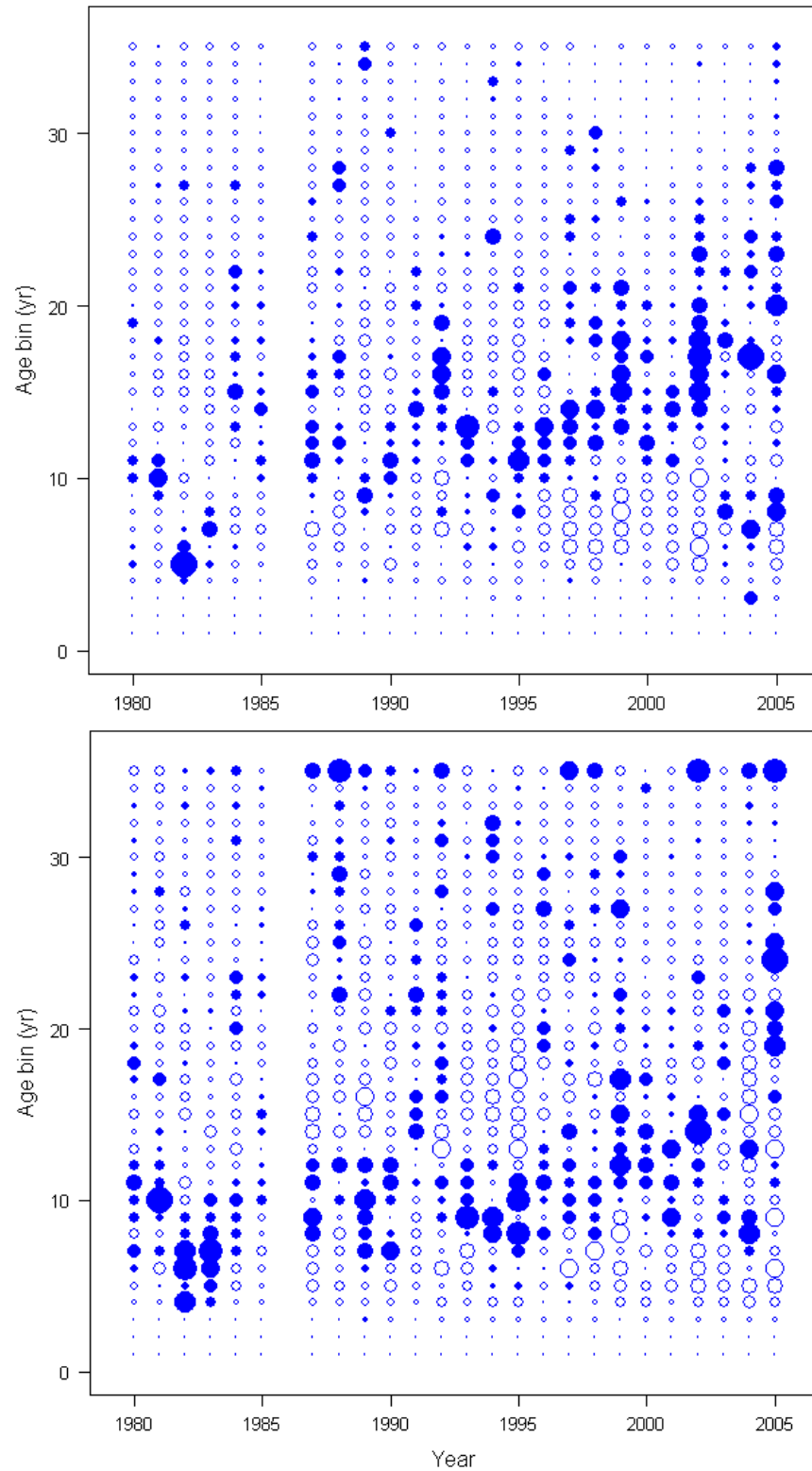


Figure 169. Pearson residuals for the fit to the Washington trawl fishery female (upper panel, maximum = 3.91) and male (lower panel, maximum = 3.15) age-frequencies based on CAP ageing-error.

13. Appendix B: SS2 Data file

.dat file for Canary rockfish assessment 2007 post-STAR review
Ian Stewart, NWFSC 206-302-2447

Global model specifications

1916 # Start year
2006 # End year
1 # Number of seasons/year
12 # Number of months/season (vector, by season)
1 # Spawning occurs at beginning of season
12 # Number of fishing fleets
5 # Number of survey fleets

Fleet names (separated by "%")

1CA_S_trwl%2CA_N_trwl%3OR_trwl%4WA_trwl%5CA_S_nontrwl%6CA_N_nontrwl%7WAOR_nontrwl%8CA_S_rec%9CA_N_rec%10WAOR_rec%11_atseahake%12_NWFSC%13_triennial%14_pre_recruit%15_WAtrl_mirror%16_NWFSC_mirror%17_tri_mirror

Fleet timing (proportion of season)

0.5 0.5 0.5 0.5 0.5 0.5 0.5 0.5 0.5 0.5 0.5 0.5 0.5 0.5 0.5 0.5 0.5

2 # Number of genders (1/2)

40 # Accumulator age

Catch section

Initial equilibrium catch (landings + discard in mt) by fishing fleet

0 0 0 0 0 0 0 0 0 0 0 0

Catch series (mt)

| | | | | | | | | | | | |
|------|--------|-------|------|------|--------|------|------|------|------|------|------|
| 0.00 | 397.05 | 0.00 | 0.00 | 0.00 | 76.81 | 0.00 | 0.00 | 0.00 | 0.00 | 0.00 | 0.00 |
| | # | 1916 | | | | | | | | | |
| 0.00 | 627.50 | 0.00 | 0.00 | 0.00 | 121.39 | 0.00 | 0.00 | 0.00 | 0.00 | 0.00 | 0.00 |
| | # | 1917 | | | | | | | | | |
| 0.00 | 665.34 | 0.00 | 0.00 | 0.00 | 128.70 | 0.00 | 0.00 | 0.00 | 0.00 | 0.00 | 0.00 |
| | # | 1918 | | | | | | | | | |
| 0.00 | 435.72 | 0.00 | 0.00 | 0.00 | 84.29 | 0.00 | 0.00 | 0.00 | 0.00 | 0.00 | 0.00 |
| | # | 1919 | | | | | | | | | |
| 0.00 | 454.69 | 0.00 | 0.00 | 0.00 | 87.96 | 0.00 | 0.00 | 0.00 | 0.00 | 0.00 | 0.00 |
| | # | 1920 | | | | | | | | | |
| 0.00 | 384.35 | 0.00 | 0.00 | 0.00 | 74.35 | 0.00 | 0.00 | 0.00 | 0.00 | 0.00 | 0.00 |
| | # | 1921 | | | | | | | | | |
| 0.00 | 348.06 | 0.00 | 0.00 | 0.00 | 67.33 | 0.00 | 0.00 | 0.00 | 0.00 | 0.00 | 0.00 |
| | # | 1922 | | | | | | | | | |
| 0.00 | 411.39 | 0.00 | 0.00 | 0.00 | 79.58 | 0.00 | 0.00 | 0.00 | 0.00 | 0.00 | 0.00 |
| | # | 1923 | | | | | | | | | |
| 0.00 | 382.84 | 0.00 | 0.00 | 0.00 | 74.06 | 0.00 | 0.00 | 0.00 | 0.00 | 0.00 | 0.00 |
| | # | 1924 | | | | | | | | | |
| 0.00 | 443.03 | 0.00 | 0.00 | 0.00 | 85.70 | 0.00 | 0.00 | 0.00 | 0.00 | 0.00 | 0.00 |
| | # | 1925 | | | | | | | | | |
| 0.00 | 608.69 | 0.00 | 0.00 | 0.00 | 117.75 | 0.00 | 0.00 | 0.00 | 0.00 | 0.00 | 0.00 |
| | # | 1926 | | | | | | | | | |
| 0.00 | 515.84 | 0.00 | 0.00 | 0.00 | 99.78 | 0.00 | 0.00 | 0.00 | 0.00 | 0.00 | 0.00 |
| | # | 1927 | | | | | | | | | |
| 0.00 | 518.20 | 8.16 | 0.00 | 0.00 | 100.24 | 0.00 | 0.00 | 0.00 | 0.00 | 0.00 | 0.00 |
| | # | 1928 | | | | | | | | | |
| 0.00 | 487.25 | 14.19 | 0.00 | 0.00 | 94.25 | 0.00 | 0.00 | 0.00 | 0.00 | 0.00 | 0.00 |
| | # | 1929 | | | | | | | | | |
| 0.00 | 583.22 | 13.14 | 0.00 | 0.00 | 112.82 | 0.00 | 0.00 | 0.00 | 0.00 | 0.00 | 0.00 |
| | # | 1930 | | | | | | | | | |
| 0.00 | 587.44 | 10.06 | 0.00 | 0.00 | 113.64 | 0.00 | 0.00 | 0.00 | 0.00 | 0.00 | 0.00 |
| | # | 1931 | | | | | | | | | |
| 0.00 | 454.95 | 3.69 | 0.04 | 0.00 | 88.01 | 0.00 | 0.00 | 0.00 | 0.00 | 0.00 | 0.00 |
| | # | 1932 | | | | | | | | | |
| 0.00 | 386.46 | 5.39 | 0.00 | 0.00 | 74.76 | 0.00 | 0.00 | 0.00 | 0.00 | 0.00 | 0.00 |
| | # | 1933 | | | | | | | | | |
| 0.00 | 371.63 | 5.86 | 0.30 | 0.00 | 71.89 | 0.00 | 0.00 | 0.00 | 0.00 | 0.00 | 0.00 |
| | # | 1934 | | | | | | | | | |
| 0.00 | 389.96 | 5.40 | 2.30 | 0.00 | 75.43 | 0.00 | 0.00 | 0.00 | 0.00 | 0.00 | 0.00 |
| | # | 1935 | | | | | | | | | |
| 0.00 | 371.62 | 13.41 | 2.96 | 0.00 | 71.89 | 0.00 | 0.00 | 0.00 | 0.00 | 0.00 | 0.00 |
| | # | 1936 | | | | | | | | | |

| | | | | | | | | | | | |
|------|---------|---------|--------|------|--------|------|------|--------|------|------|------|
| 0.00 | 346.38 | 17.03 | 2.64 | 0.00 | 67.00 | 0.00 | 0.00 | 0.00 | 0.00 | 0.00 | 0.00 |
| | # | 1937 | | | | | | | | | |
| 0.00 | 293.58 | 15.47 | 3.90 | 0.00 | 56.79 | 0.00 | 0.00 | 0.00 | 0.00 | 0.00 | 0.00 |
| | # | 1938 | | | | | | | | | |
| 0.00 | 269.04 | 11.49 | 4.09 | 0.00 | 52.04 | 0.00 | 0.00 | 0.00 | 0.00 | 0.00 | 0.00 |
| | # | 1939 | | | | | | | | | |
| 0.00 | 288.21 | 68.56 | 9.05 | 0.00 | 55.75 | 0.00 | 0.00 | 0.00 | 0.00 | 0.00 | 0.00 |
| | # | 1940 | | | | | | | | | |
| 0.00 | 274.89 | 144.08 | 3.39 | 0.00 | 53.18 | 0.00 | 0.00 | 0.00 | 0.00 | 0.00 | 0.00 |
| | # | 1941 | | | | | | | | | |
| 0.00 | 114.41 | 210.19 | 65.81 | 0.00 | 22.27 | 0.00 | 0.00 | 0.00 | 0.00 | 0.00 | 0.00 |
| | # | 1942 | | | | | | | | | |
| 0.00 | 222.74 | 766.49 | 212.71 | 0.00 | 42.52 | 0.00 | 0.00 | 0.00 | 0.00 | 0.00 | 0.00 |
| | # | 1943 | | | | | | | | | |
| 0.00 | 518.38 | 1258.48 | 88.40 | 0.00 | 99.22 | 0.00 | 0.00 | 0.00 | 0.00 | 0.00 | 0.00 |
| | # | 1944 | | | | | | | | | |
| 0.00 | 1071.18 | 1937.94 | 926.43 | 0.00 | 205.53 | 0.00 | 0.00 | 0.00 | 0.00 | 0.00 | 0.00 |
| | # | 1945 | | | | | | | | | |
| 0.00 | 900.07 | 1215.83 | 467.02 | 0.00 | 172.12 | 0.00 | 0.00 | 0.00 | 0.00 | 0.00 | 0.00 |
| | # | 1946 | | | | | | | | | |
| 0.00 | 685.43 | 755.22 | 243.97 | 0.00 | 131.62 | 0.00 | 0.00 | 0.00 | 0.00 | 0.00 | 0.00 |
| | # | 1947 | | | | | | | | | |
| 0.00 | 524.45 | 519.74 | 396.17 | 0.00 | 100.23 | 0.00 | 0.00 | 0.00 | 0.00 | 0.00 | 0.00 |
| | # | 1948 | | | | | | | | | |
| 0.00 | 480.92 | 528.54 | 481.83 | 0.00 | 92.13 | 0.00 | 0.00 | 0.00 | 0.00 | 0.00 | 0.00 |
| | # | 1949 | | | | | | | | | |
| 0.00 | 654.04 | 633.70 | 463.03 | 0.00 | 125.54 | 0.00 | 0.00 | 82.80 | 0.00 | 0.00 | 0.00 |
| | # | 1950 | | | | | | | | | |
| 0.00 | 886.91 | 409.14 | 387.38 | 0.00 | 170.09 | 0.00 | 0.00 | 82.80 | 0.00 | 0.00 | 0.00 |
| | # | 1951 | | | | | | | | | |
| 0.00 | 864.64 | 418.88 | 369.45 | 0.00 | 166.04 | 0.00 | 0.00 | 82.80 | 0.00 | 0.00 | 0.00 |
| | # | 1952 | | | | | | | | | |
| 0.00 | 986.13 | 334.79 | 160.20 | 0.00 | 189.33 | 0.00 | 0.00 | 82.80 | 0.00 | 0.00 | 0.00 |
| | # | 1953 | | | | | | | | | |
| 0.00 | 1019.54 | 421.04 | 229.79 | 0.00 | 195.40 | 0.00 | 0.00 | 82.80 | 0.00 | 0.00 | 0.00 |
| | # | 1954 | | | | | | | | | |
| 0.00 | 1022.58 | 442.74 | 216.84 | 0.00 | 196.42 | 0.00 | 0.00 | 82.80 | 0.00 | 0.00 | 0.00 |
| | # | 1955 | | | | | | | | | |
| 0.00 | 1204.82 | 271.93 | 207.15 | 0.00 | 230.84 | 0.00 | 0.00 | 82.80 | 0.00 | 0.00 | 0.00 |
| | # | 1956 | | | | | | | | | |
| 0.00 | 1297.96 | 779.74 | 171.37 | 0.00 | 249.06 | 0.00 | 0.00 | 77.70 | 0.00 | 0.00 | 0.00 |
| | # | 1957 | | | | | | | | | |
| 0.00 | 1438.70 | 599.62 | 216.94 | 0.00 | 275.39 | 0.00 | 0.00 | 88.30 | 0.00 | 0.00 | 0.00 |
| | # | 1958 | | | | | | | | | |
| 0.00 | 1232.16 | 658.62 | 242.52 | 0.00 | 235.90 | 0.00 | 0.00 | 82.40 | 0.00 | 0.00 | 0.00 |
| | # | 1959 | | | | | | | | | |
| 0.00 | 1105.60 | 834.55 | 219.31 | 0.00 | 211.60 | 0.00 | 0.00 | 108.40 | 0.00 | 0.00 | 0.00 |
| | # | 1960 | | | | | | | | | |
| 0.00 | 873.75 | 760.81 | 260.34 | 0.00 | 167.05 | 0.00 | 0.00 | 98.30 | 0.00 | 0.00 | 0.00 |
| | # | 1961 | | | | | | | | | |
| 0.00 | 792.75 | 795.34 | 362.74 | 0.00 | 151.87 | 0.00 | 0.00 | 104.00 | 0.00 | 0.00 | 0.00 |
| | # | 1962 | | | | | | | | | |
| 0.00 | 947.66 | 544.63 | 292.02 | 0.00 | 181.23 | 0.00 | 0.00 | 105.30 | 0.00 | 0.00 | 0.00 |
| | # | 1963 | | | | | | | | | |
| 0.00 | 571.02 | 489.43 | 215.56 | 0.00 | 114.41 | 0.00 | 0.00 | 94.20 | 0.00 | 0.00 | 0.00 |
| | # | 1964 | | | | | | | | | |
| 0.00 | 561.91 | 483.87 | 480.38 | 0.00 | 116.43 | 0.00 | 0.00 | 113.80 | 0.00 | 0.00 | 0.00 |
| | # | 1965 | | | | | | | | | |
| 0.00 | 534.58 | 2127.32 | 729.91 | 0.00 | 106.31 | 0.00 | 0.00 | 117.90 | 0.00 | 0.00 | 0.00 |
| | # | 1966 | | | | | | | | | |
| 0.00 | 483.95 | 854.51 | 414.09 | 0.00 | 84.03 | 0.00 | 0.00 | 117.10 | 0.00 | 0.00 | 0.00 |
| | # | 1967 | | | | | | | | | |
| 0.00 | 686.44 | 788.70 | 671.26 | 0.00 | 60.75 | 0.00 | 0.00 | 120.20 | 0.00 | 0.00 | 0.00 |
| | # | 1968 | | | | | | | | | |
| 0.00 | 167.05 | 671.26 | 558.87 | 0.00 | 38.47 | 0.00 | 0.00 | 123.50 | 0.00 | 0.00 | 0.00 |
| | # | 1969 | | | | | | | | | |
| 0.00 | 188.32 | 679.36 | 472.82 | 0.00 | 44.55 | 0.00 | 0.00 | 139.10 | 0.00 | 0.00 | 0.00 |
| | # | 1970 | | | | | | | | | |
| 0.00 | 196.42 | 702.64 | 454.59 | 0.00 | 46.57 | 0.00 | 0.00 | 120.50 | 0.00 | 0.00 | 0.00 |
| | # | 1971 | | | | | | | | | |

| | | | | | | | | | | | |
|--------|--------|---------|---------|--------|--------|--------|--------|--------|-------|------|-------|
| 0.00 | 301.71 | 927.41 | 163.00 | 0.00 | 68.85 | 0.00 | 0.00 | 142.90 | 0.00 | 0.00 | 0.00 |
| | # | 1972 | | | | | | | | | |
| 0.00 | 771.49 | 1306.06 | 146.81 | 0.00 | 92.13 | 0.00 | 0.00 | 165.40 | 0.00 | 0.00 | 0.00 |
| | # | 1973 | | | | | | | | | |
| 0.00 | 523.44 | 602.41 | 480.92 | 0.00 | 85.05 | 0.00 | 0.00 | 171.20 | 0.00 | 0.00 | 0.00 |
| | # | 1974 | | | | | | | | | |
| 0.00 | 504.20 | 525.46 | 575.07 | 0.00 | 87.07 | 0.00 | 0.00 | 166.00 | 4.01 | 0.00 | 0.00 |
| | # | 1975 | | | | | | | | | |
| 0.00 | 454.59 | 283.49 | 454.59 | 0.00 | 85.05 | 0.00 | 0.00 | 180.00 | 2.11 | 0.00 | 0.00 |
| | # | 1976 | | | | | | | | | |
| 0.00 | 331.07 | 489.01 | 991.19 | 0.00 | 67.83 | 0.00 | 0.00 | 164.90 | 4.47 | 0.00 | 11.66 |
| | # | 1977 | | | | | | | | | |
| 22.10 | 639.95 | 990.18 | 1126.86 | 3.25 | 130.62 | 0.00 | 0.00 | 150.50 | 10.30 | 0.00 | 0.00 |
| | # | 1978 | | | | | | | | | |
| 9.87 | 308.50 | 1750.53 | 1118.76 | 3.09 | 106.03 | 0.00 | 0.00 | 159.20 | 4.86 | 0.00 | 0.00 |
| | # | 1979 | | | | | | | | | |
| 30.38 | 413.40 | 2309.41 | 945.63 | 14.20 | 75.66 | 0.00 | 136.90 | 159.01 | 34.98 | 0.00 | 5.31 |
| | # | 1980 | | | | | | | | | |
| 34.18 | 494.02 | 2082.84 | 514.45 | 39.24 | 165.68 | 0.00 | 35.05 | 118.04 | 48.89 | 0.00 | 0.00 |
| | # | 1981 | | | | | | | | | |
| 0.90 | 797.72 | 3941.26 | 435.11 | 36.91 | 11.58 | 0.00 | 34.33 | 241.28 | 44.47 | 0.00 | 0.00 |
| | # | 1982 | | | | | | | | | |
| 7.39 | 499.24 | 3580.68 | 650.80 | 46.55 | 10.90 | 0.00 | 11.63 | 93.99 | 6.82 | 0.00 | 10.49 |
| | # | 1983 | | | | | | | | | |
| 29.61 | 358.07 | 1188.43 | 612.87 | 56.90 | 3.05 | 0.00 | 31.77 | 75.66 | 26.65 | 0.00 | 0.00 |
| | # | 1984 | | | | | | | | | |
| 15.03 | 305.93 | 1029.50 | 1037.98 | 107.44 | 3.42 | 0.00 | 43.47 | 120.33 | 63.37 | 0.00 | 0.00 |
| | # | 1985 | | | | | | | | | |
| 0.79 | 167.71 | 902.13 | 899.06 | 12.40 | 42.16 | 15.64 | 61.40 | 165.45 | 24.21 | 0.00 | 11.78 |
| | # | 1986 | | | | | | | | | |
| 0.00 | 211.00 | 1491.39 | 1016.63 | 20.61 | 24.36 | 160.00 | 57.02 | 168.13 | 34.34 | 0.00 | 0.00 |
| | # | 1987 | | | | | | | | | |
| 0.50 | 226.58 | 1576.42 | 979.31 | 24.35 | 26.44 | 0.00 | 46.59 | 137.65 | 56.59 | 0.00 | 0.00 |
| | # | 1988 | | | | | | | | | |
| 6.80 | 175.77 | 1573.63 | 1208.85 | 111.27 | 104.31 | 0.00 | 29.71 | 85.89 | 31.56 | 0.00 | 5.10 |
| | # | 1989 | | | | | | | | | |
| 15.72 | 310.17 | 1029.44 | 1099.96 | 69.10 | 139.26 | 17.35 | 10.02 | 61.34 | 38.43 | 0.00 | 0.00 |
| | # | 1990 | | | | | | | | | |
| 7.84 | 138.10 | 1776.39 | 971.64 | 136.87 | 24.05 | 27.91 | 10.02 | 61.34 | 43.75 | 5.06 | 0.00 |
| | # | 1991 | | | | | | | | | |
| 6.97 | 218.13 | 1423.29 | 825.03 | 49.38 | 77.80 | 152.43 | 10.02 | 61.34 | 38.43 | 1.81 | 1.17 |
| | # | 1992 | | | | | | | | | |
| 42.03 | 48.02 | 1513.80 | 289.81 | 26.70 | 81.32 | 116.69 | 0.00 | 64.82 | 51.07 | 0.72 | 0.00 |
| | # | 1993 | | | | | | | | | |
| 13.89 | 106.05 | 644.15 | 149.54 | 41.37 | 52.81 | 104.87 | 0.00 | 53.46 | 38.78 | 4.83 | 0.00 |
| | # | 1994 | | | | | | | | | |
| 30.10 | 101.84 | 548.61 | 161.15 | 53.89 | 60.59 | 118.68 | 1.23 | 68.33 | 43.53 | 0.31 | 1.07 |
| | # | 1995 | | | | | | | | | |
| 101.06 | 116.26 | 758.21 | 189.85 | 72.11 | 52.88 | 166.36 | 2.49 | 60.59 | 25.24 | 1.35 | 0.00 |
| | # | 1996 | | | | | | | | | |
| 31.96 | 142.66 | 589.85 | 203.44 | 29.78 | 73.80 | 254.42 | 1.75 | 100.85 | 46.68 | 3.63 | 0.00 |
| | # | 1997 | | | | | | | | | |
| 8.41 | 149.45 | 716.05 | 203.01 | 23.33 | 57.25 | 250.13 | 1.14 | 25.46 | 53.49 | 5.47 | 0.97 |
| | # | 1998 | | | | | | | | | |
| 7.36 | 96.25 | 387.85 | 139.97 | 8.53 | 28.59 | 123.97 | 2.81 | 62.05 | 35.02 | 5.63 | 0.00 |
| | # | 1999 | | | | | | | | | |
| 1.71 | 11.24 | 46.62 | 32.66 | 2.52 | 5.50 | 10.25 | 0.41 | 76.64 | 18.46 | 2.35 | 0.00 |
| | # | 2000 | | | | | | | | | |
| 1.44 | 9.43 | 33.13 | 19.65 | 1.60 | 4.96 | 11.00 | 0.00 | 33.37 | 13.34 | 4.05 | 1.61 |
| | # | 2001 | | | | | | | | | |
| 0.36 | 14.62 | 32.60 | 33.29 | 0.02 | 0.08 | 3.15 | 0.21 | 6.00 | 11.13 | 5.24 | 0.13 |
| | # | 2002 | | | | | | | | | |
| 0.23 | 0.31 | 5.02 | 6.24 | 0.00 | 0.08 | 6.89 | 0.06 | 18.05 | 12.10 | 0.93 | 1.08 |
| | # | 2003 | | | | | | | | | |
| 0.61 | 1.95 | 7.67 | 7.73 | 0.02 | 0.06 | 4.68 | 1.48 | 9.11 | 5.76 | 5.22 | 2.24 |
| | # | 2004 | | | | | | | | | |
| 0.72 | 2.84 | 4.91 | 25.90 | 0.06 | 0.09 | 1.79 | 1.49 | 0.83 | 6.82 | 1.44 | 4.54 |
| | # | 2005 | | | | | | | | | |
| 3.57 | 2.28 | 2.91 | 15.64 | 0.00 | 0.00 | 3.11 | 5.73 | 1.03 | 3.98 | 1.09 | 7.78 |
| | # | 2006 | | | | | | | | | |

Abundance indices

19 # Total number of observations (all fleets)

Year Seas Type Value s(log space)

NWFSC survey - GLMM based (n=4)

| | | | | |
|------|---|----|---------|-------|
| 2003 | 1 | 12 | 1845.45 | 0.292 |
| 2004 | 1 | 12 | 1768.00 | 0.605 |
| 2005 | 1 | 12 | 1912.75 | 0.524 |
| 2006 | 1 | 12 | 5387.40 | 0.660 |

Triennial survey - GLMM based (n=9)

| | | | | |
|------|---|----|---------|-------|
| 1980 | 1 | 13 | 1969.39 | 0.413 |
| 1983 | 1 | 13 | 3768.39 | 0.349 |
| 1986 | 1 | 13 | 2419.72 | 0.361 |
| 1989 | 1 | 13 | 1691.33 | 0.431 |
| 1992 | 1 | 13 | 558.28 | 0.422 |
| 1995 | 1 | 17 | 505.81 | 0.439 |
| 1998 | 1 | 17 | 631.39 | 0.408 |
| 2001 | 1 | 17 | 764.26 | 0.409 |
| 2004 | 1 | 17 | 1016.73 | 0.446 |

Pre-recruit index ANOVA w/ GLM CVs converted to s(log-space) (n=6)

| | | | | |
|------|---|----|--------|----------|
| 2001 | 1 | 14 | 207.70 | 0.3414 # |
| 2002 | 1 | 14 | 516.06 | 0.2401 # |
| 2003 | 1 | 14 | 162.16 | 0.2688 # |
| 2004 | 1 | 14 | 444.13 | 0.2513 # |
| 2005 | 1 | 14 | 213.80 | 0.2888 # |
| 2006 | 1 | 14 | 115.00 | 0.4797 # |

Discard section

Discard observation setup

2 # Type: 1 = biomass (mt), 2 = fraction (D/(D+R)) by weight

0 # Total number of discard observations all fleets and years

Year Season Type Value CV

Mean body weight observations

0 # Total number of mean body weight observations

Partition: 1=discarded catch, 2=retained catch, 0=whole catch (R+D)

Year Seas Type Partition Value (kg) CV

-1 # Minimum proportion for compressing tails of observed compositional data

0.001 # Constant added to expected frequencies

28 # Number of length bins

Lower edge of length bins by bin

12 14 16 18 20 22 24 26 28 30 32 34 36 38 40 42 44 46 48 50 52 54 56 58 60 62 64 66

length composition data

270 # Total number of length observations all fleets and years

Gender: 0=sexes combined into length bins, 1=females only (0s male bins), 2=males only (0s for female bins), 3=both males and females, total should sum to 1.0

Year Seas Type Gender Partition Nsamp Data: females then males

2007 Southern California trawl fleet (n=28)

| | | | | | | | | | | | |
|------|-----------|----------|-----------|---|-----------|-----------|-----------|----------|-----------|-----------|-----------|
| 1978 | 1 | 1 | 0 | 0 | 9.21 | 0 | 0 | 0 | 0 | 0 | 0 |
| | 0 | 0 | 0 | 0 | 0 | 36.75325 | 0 | 67.19697 | 103.95022 | 0 | 21.73913 |
| | 208.18626 | 61.38711 | 451.37755 | 0 | 21.73913 | 21.73913 | 0 | 0 | 0 | 0 | 0 |
| | 0 | 0 | 0 | 0 | 0 | 0 | 0 | 0 | 0 | 0 | 0 |
| | 0 | 0 | 0 | 0 | 0 | 0 | 0 | 0 | 0 | 0 | 0 |
| | 0 | 0 | 0 | 0 | 0 | 0 | 0 | 0 | 0 | 0 | 0 |
| 1979 | 1 | 1 | 0 | 0 | 2.28 | 0 | 0 | 0 | 0 | 0 | 0 |
| | 0 | 0 | 0 | 0 | 0 | 0 | 51.6129 | 0 | 0 | 0 | 354.32692 |
| | 0 | 0 | 0 | 0 | 0 | 0 | 0 | 0 | 0 | 0 | 0 |
| | 0 | 0 | 0 | 0 | 0 | 0 | 0 | 0 | 0 | 0 | 0 |
| | 0 | 0 | 0 | 0 | 0 | 0 | 0 | 0 | 0 | 0 | 0 |
| | 0 | 0 | 0 | 0 | 0 | 0 | 0 | 0 | 0 | 0 | 0 |
| 1980 | 1 | 1 | 0 | 0 | 14.45 | 0 | 0 | 0 | 0 | 0 | 0 |
| | 0 | 0 | 0 | 0 | 121.76471 | 669.15126 | 506.66666 | 716.5967 | 768.92033 | 430.43613 | 510.92888 |
| | 285.94 | 0 | 0 | 0 | 0 | 0 | 0 | 0 | 0 | 0 | 0 |
| | 0 | 0 | 0 | 0 | 0 | 0 | 0 | 0 | 0 | 0 | 0 |
| | 0 | 0 | 0 | 0 | 0 | 0 | 0 | 0 | 0 | 0 | 0 |
| | 0 | 0 | 0 | 0 | 0 | 0 | 0 | 0 | 0 | 0 | 0 |

| | | | | | | | | | | | |
|------|-------------|-------------|-------------|-------------|-------------|-------------|-------------|-------------|-------------|-------------|-------------|
| 1981 | 1 | 1 | 0 | 0 | 9.38 | 0 | 0 | 0 | 0 | 0 | 0 |
| | 0 | 0 | 0 | 0 | 0 | 0 | 0 | 271.7884615 | 879.5896885 | 0 | 0 |
| | 493.7285367 | 0 | 0 | 374.5306122 | 0 | 0 | 0 | 0 | 0 | 0 | 0 |
| | 0 | 0 | 0 | 0 | 0 | 0 | 0 | 0 | 0 | 0 | 0 |
| | 0 | 0 | 0 | 0 | 0 | 0 | 0 | 0 | 0 | 0 | 0 |
| | 0 | 0 | 0 | 0 | 0 | 0 | 0 | 0 | 0 | 0 | 0 |
| 1982 | 1 | 1 | 0 | 0 | 4.69 | 0 | 0 | 0 | 0 | 0 | 0 |
| | 0 | 0 | 0 | 0 | 0 | 0 | 54.6 | 257.6422018 | 0 | 500 | 0 |
| | 228.8 | 0 | 0 | 0 | 0 | 0 | 0 | 0 | 0 | 0 | 0 |
| | 0 | 0 | 0 | 0 | 0 | 0 | 0 | 0 | 0 | 0 | 0 |
| | 0 | 0 | 0 | 0 | 0 | 0 | 0 | 0 | 0 | 0 | 0 |
| | 0 | 0 | 0 | 0 | 0 | 0 | 0 | 0 | 0 | 0 | 0 |
| 1983 | 1 | 1 | 0 | 0 | 8.66 | 0 | 0 | 0 | 0 | 0 | 0 |
| | 0 | 0 | 0 | 0 | 0 | 37.0408163 | 0 | 115.4166667 | 0 | 0 | 0 |
| | 212.0171166 | 309.7270766 | 192.0171166 | 238.8372093 | 0 | 0 | 0 | 0 | 0 | 0 | 0 |
| | 0 | 0 | 0 | 0 | 0 | 0 | 0 | 0 | 0 | 0 | 0 |
| | 0 | 0 | 0 | 0 | 0 | 0 | 0 | 0 | 0 | 0 | 0 |
| | 0 | 0 | 0 | 0 | 0 | 0 | 0 | 0 | 0 | 0 | 0 |
| | 0 | 0 | 0 | 0 | 0 | 0 | 0 | 0 | 0 | 0 | 0 |
| 1984 | 1 | 1 | 0 | 0 | 18.83 | 0 | 0 | 0 | 0 | 0 | 0 |
| | 0 | 29.877551 | 59.755102 | 119.510204 | 109.5510204 | 93.5941915 | 24.4749711 | 603.1632653 | 324.2826087 | 137.0093458 | 810.6796117 |
| | 824.2826087 | 1658.048033 | 500 | 0 | 0 | 0 | 0 | 702.5882353 | 0 | 0 | 0 |
| | 0 | 0 | 0 | 0 | 0 | 0 | 0 | 0 | 0 | 0 | 0 |
| | 0 | 0 | 0 | 0 | 0 | 0 | 0 | 0 | 0 | 0 | 0 |
| | 0 | 0 | 0 | 0 | 0 | 0 | 0 | 0 | 0 | 0 | 0 |
| | 0 | 0 | 0 | 0 | 0 | 0 | 0 | 0 | 0 | 0 | 0 |
| 1985 | 1 | 1 | 0 | 0 | 32.73 | 171.3207547 | 0 | 0 | 0 | 0 | 0 |
| | 0 | 0 | 0 | 0 | 119.9185635 | 90.0094961 | 527.6007593 | 787.6976493 | 795.7559878 | 515.3457244 | 664.0846327 |
| | 111.295098 | 0 | 154.3269231 | 77.1634615 | 0 | 0 | 0 | 102.4770777 | 0 | 0 | 0 |
| | 0 | 0 | 0 | 0 | 0 | 0 | 0 | 0 | 0 | 0 | 0 |
| | 0 | 0 | 0 | 0 | 0 | 0 | 0 | 0 | 0 | 0 | 0 |
| | 0 | 0 | 0 | 0 | 0 | 0 | 0 | 0 | 0 | 0 | 0 |
| 1986 | 1 | 1 | 0 | 0 | 3.55 | 0 | 0 | 0 | 0 | 0 | 0 |
| | 0 | 0 | 0 | 0 | 12.9591837 | 0 | 105.3 | 0 | 12.9591837 | 0 | 0 |
| | 183.3 | 0 | 0 | 0 | 0 | 0 | 0 | 0 | 0 | 0 | 0 |
| | 0 | 0 | 0 | 0 | 0 | 0 | 0 | 0 | 0 | 0 | 0 |
| | 0 | 0 | 0 | 0 | 0 | 0 | 0 | 0 | 0 | 0 | 0 |
| | 0 | 0 | 0 | 0 | 0 | 0 | 0 | 0 | 0 | 0 | 0 |
| 1988 | 1 | 1 | 0 | 0 | 3.41 | 0 | 0 | 0 | 0 | 0 | 0 |
| | 0 | 81.81 | 0 | 0 | 0 | 0 | 71.9958879 | 0 | 0 | 0 | 0 |
| | 0 | 0 | 0 | 0 | 0 | 0 | 0 | 0 | 0 | 0 | 0 |
| | 0 | 0 | 0 | 0 | 0 | 0 | 0 | 0 | 0 | 0 | 0 |
| | 0 | 0 | 0 | 0 | 0 | 0 | 0 | 0 | 0 | 0 | 0 |
| | 0 | 0 | 0 | 0 | 0 | 0 | 0 | 0 | 0 | 0 | 0 |
| 1989 | 1 | 1 | 0 | 0 | 5.07 | 0 | 0 | 0 | 0 | 0 | 0 |
| | 0 | 0 | 0 | 0 | 21.4615384 | 0 | 53.6538462 | 36.9038462 | 532.1923077 | 0 | 0 |
| | 0 | 0 | 0 | 0 | 0 | 10.7307692 | 0 | 0 | 0 | 0 | 0 |
| | 0 | 0 | 0 | 0 | 0 | 0 | 0 | 0 | 0 | 0 | 0 |
| | 0 | 0 | 0 | 0 | 0 | 0 | 0 | 0 | 0 | 0 | 0 |
| | 0 | 0 | 0 | 0 | 0 | 0 | 0 | 0 | 0 | 0 | 0 |
| 1990 | 1 | 1 | 0 | 0 | 8.90 | 0 | 0 | 0 | 0 | 0 | 0 |
| | 0 | 0 | 222.7990654 | 7.5 | 3.75 | 11.86 | 171.36125 | 9.55 | 0 | 3.75 | 0 |
| | 8.11 | 17.9313725 | 0 | 0 | 0 | 0 | 0 | 0 | 0 | 0 | 0 |
| | 0 | 0 | 0 | 0 | 0 | 0 | 0 | 0 | 0 | 0 | 0 |
| | 0 | 0 | 0 | 0 | 0 | 0 | 0 | 0 | 0 | 0 | 0 |
| | 0 | 0 | 0 | 0 | 0 | 0 | 0 | 0 | 0 | 0 | 0 |
| 1991 | 1 | 1 | 0 | 0 | 8.76 | 0 | 0 | 0 | 0 | 0 | 0 |
| | 0 | 0 | 0 | 0.7088608 | 83.0546762 | 63.4044164 | 414.9436735 | 85.4511112 | 45.5111111 | 0.7088608 | 0 |
| | 0 | 0 | 0 | 0 | 0 | 0 | 0 | 0 | 0 | 0 | 0 |
| | 0 | 0 | 0 | 0 | 0 | 0 | 0 | 0 | 0 | 0 | 0 |
| | 0 | 0 | 0 | 0 | 0 | 0 | 0 | 0 | 0 | 0 | 0 |
| | 0 | 0 | 0 | 0 | 0 | 0 | 0 | 0 | 0 | 0 | 0 |
| 1992 | 1 | 1 | 0 | 0 | 14.93 | 0 | 0 | 0 | 0 | 0 | 0 |
| | 0 | 0 | 0 | 0 | 49.7728571 | 99.9788093 | 93.5015247 | 85.1026188 | 102.1530612 | 48.4931973 | 70.1564626 |
| | 5.1666667 | 10.8703704 | 0 | 0 | 0 | 0 | 0 | 0 | 0 | 0 | 0 |
| | 0 | 0 | 0 | 0 | 0 | 0 | 0 | 0 | 0 | 0 | 0 |

| | | | | | | | | | | | |
|------|-------------|------------|-------------|------------|-------------|-------------|-------------|-------------|-------------|-------------|-------------|
| | 0 | 0 | 0 | 0 | 0 | 0 | 0 | 0 | 0 | 0 | 0 |
| | 0 | 0 | 0 | 0 | | | | | | | |
| 1993 | 1 | 1 | 0 | 0 | 49.98 | 0 | 0 | 0 | 0 | 0 | 0 |
| | 0 | 15.6185158 | | 59.5259383 | | 253.1475428 | | 229.9486807 | | 368.4702333 | |
| | 371.8077533 | | 1050.393493 | | 253.6125338 | | 370.1500121 | | 64.4630154 | | |
| | 84.8043099 | | 17.8424547 | | 81.4494418 | | 49.3918036 | | 15.6442308 | | 3.2178218 |
| | 0 | 0 | 0 | 0 | 0 | 0 | 0 | 0 | 0 | 0 | 0 |
| | 0 | 0 | 0 | 0 | 0 | 0 | 0 | 0 | 0 | 0 | 0 |
| | 0 | 0 | 0 | 0 | 0 | 0 | 0 | 0 | 0 | 0 | 0 |
| 1994 | 1 | 1 | 0 | 0 | 14.83 | 0 | 0 | 0 | 0 | 0 | 0 |
| | 0 | 0 | 0 | 0 | 0 | | 40.286247 | 9.9955207 | 148.3938414 | | 117.2055354 |
| | 94.3406186 | | 91.555442 | 50.2483862 | | 36.6737708 | | 12.0103093 | | 45.8963124 | |
| | 12.0103093 | | 16.9430016 | | 0 | 0 | | 12.0103093 | | 0 | 0 |
| | 0 | 0 | 0 | 0 | 0 | 0 | | 0 | | 0 | 0 |
| | 0 | 0 | 0 | 0 | 0 | 0 | | 0 | | 0 | 0 |
| | 0 | 0 | 0 | 0 | 0 | | | | | | |
| 1995 | 1 | 1 | 0 | 0 | 13.28 | 0 | 0 | 0 | 0 | 0 | 0 |
| | 0 | 0 | 0 | 30.48 | 196.9303226 | | 63.7545833 | | 53.5945833 | | 12.16 |
| | 27.1145833 | | 183.3514493 | | 116.0076993 | | 71.7785326 | | 78.2133152 | | |
| | 49.6639493 | | 22.1145833 | | 22.1145833 | | 10.16 | 0 | 0 | 0 | 0 |
| | 0 | 0 | 0 | 0 | 0 | 0 | | 0 | | 0 | 0 |
| | 0 | 0 | 0 | 0 | 0 | 0 | | 0 | | 0 | 0 |
| | 0 | 0 | 0 | 0 | 0 | | | | | | |
| 1996 | 1 | 1 | 0 | 0 | 42.91 | 0 | 0 | 0 | 0 | 0 | 0 |
| | 0 | 2.5714286 | 58.7589286 | | 53.643617 | 137.0168259 | | 131.3431123 | | 178.4191272 | |
| | 278.562743 | | 600.0516522 | | 269.2882356 | | 253.1958774 | | 59.0065554 | | |
| | 85.5728155 | | 99.9766617 | | 85.5728155 | | 42.7864078 | | 0 | 0 | 0 |
| | 0 | 0 | 0 | 0 | 0 | 0 | | 0 | | 0 | 0 |
| | 0 | 0 | 0 | 0 | 0 | 0 | | 0 | | 0 | 0 |
| | 0 | 0 | 0 | 0 | 0 | 0 | | 0 | | 0 | 0 |
| 1997 | 1 | 1 | 0 | 0 | 48.98 | 0 | 0 | 0 | 0 | 0 | 0 |
| | 0 | 0 | 3.0851064 | 7.0851064 | 23.228554 | 85.3796648 | | 125.6838593 | | 183.3232179 | |
| | 436.7562792 | | 574.8167819 | | 439.4557894 | | 483.3556633 | | 208.3741298 | | |
| | 210.5980128 | | 29.19 | 58.38 | 0 | 0 | | 0 | | 0 | 0 |
| | 0 | 0 | 0 | 0 | 0 | 0 | | 0 | | 0 | 0 |
| | 0 | 0 | 0 | 0 | 0 | 0 | | 0 | | 0 | 0 |
| | 0 | 0 | 0 | 0 | 0 | | | | | | |
| 1998 | 1 | 1 | 0 | 0 | 23.73 | 0 | 0 | 0 | 0 | 0 | 0 |
| | 0 | 0 | 0 | 60.7042553 | | 240.0974468 | | 236.3539362 | | 242.1889361 | |
| | 135.5595745 | | 61.1304492 | | 11.2348936 | | 37.0948936 | | 0 | 4.6 | 8.4148936 |
| | 0 | 0 | 0 | 0 | 0 | 0 | | 0 | | 0 | 0 |
| | 0 | 0 | 0 | 0 | 0 | 0 | | 0 | | 0 | 0 |
| | 0 | 0 | 0 | 0 | 0 | 0 | | 0 | | 0 | 0 |
| | 0 | 0 | 0 | | | | | | | | |
| 1999 | 1 | 1 | 0 | 0 | 11.90 | 0 | 0 | 0 | 0 | 0 | 0 |
| | 0 | 0 | 0 | 0 | 0 | 30.9288889 | | 31.3177778 | | 95.8288889 | |
| | 36.8577778 | | 61.6288889 | | 28.8777778 | | 11.08 | 0 | 0 | 0 | 0 |
| | 0 | 0 | 0 | 0 | 0 | 0 | | 0 | | 0 | 0 |
| | 0 | 0 | 0 | 0 | 0 | 0 | | 0 | | 0 | 0 |
| | 0 | 0 | 0 | 0 | 0 | 0 | | 0 | | 0 | 0 |
| | 0 | | | | | | | | | | |
| 2000 | 1 | 1 | 0 | 0 | 8.73 | 0 | 0 | 0 | 0 | 0 | 0 |
| | 0 | 0 | 0 | 0 | 0 | 7.5 | | 11.9444444 | | 15 | 12.5 |
| | 20.0979097 | | 1 | 0 | 0 | 0 | | 0 | | 0 | 0 |
| | 0 | 0 | 0 | 0 | 0 | 0 | | 0 | | 0 | 0 |
| | 0 | 0 | 0 | 0 | 0 | 0 | | 0 | | 0 | 0 |
| | 0 | 0 | 0 | 0 | 0 | 0 | | 0 | | 0 | 0 |
| 2001 | 1 | 1 | 0 | 0 | 20.45 | 0 | 0 | 0 | 0 | 0 | 0 |
| | 0 | 0 | 0 | 7.6905747 | 7.0411494 | 32.1920487 | | 20.3857471 | | 12.6034483 | |
| | 6.9730237 | 6.2495109 | 3.9730237 | 1 | 4.9730237 | 0 | 1 | 3.622449 | 0 | 0 | 0 |
| | 0 | 0 | 0 | 0 | 0 | 0 | | 0 | | 0 | 0 |
| | 0 | 0 | 0 | 0 | 0 | 0 | | 0 | | 0 | 0 |
| | 0 | 0 | 0 | 0 | 0 | 0 | | 0 | | 0 | 0 |
| 2002 | 1 | 1 | 0 | 0 | 4.38 | 0 | 0 | 0 | 0 | 0 | 0 |
| | 0 | 1 | 0 | 0 | 0 | 0 | 1 | 1 | 2 | 3 | 1 |
| | 1 | 0 | 0 | 0 | 0 | 0 | | 0 | | 0 | 0 |
| | 0 | 0 | 0 | 0 | 0 | 0 | | 0 | | 0 | 0 |
| | 0 | 0 | 0 | 0 | 0 | 0 | | 0 | | 0 | 0 |
| | 0 | 0 | 0 | 0 | 0 | 0 | | 0 | | 0 | 0 |

| | | | | | | | | | |
|---|-------------|-------------|-------------|-------------|-------------|-------------|-------------|-------------|-------------|
| 2003 | 1 | 1 | 0 | 0 | 9.35 | 6.128650448 | 49.02920359 | 0 | 0 |
| | 6.128650448 | 0 | 0 | 0 | 0 | 0 | 0 | 0 | 0 |
| | 0 | 6.128650448 | 65.41403854 | 65.41403854 | 0 | 0 | 0 | 12.2573009 | 0 |
| | 0 | 0 | 0 | 0 | 0 | 0 | 0 | 0 | 0 |
| | 0 | 0 | 0 | 0 | 0 | 0 | 0 | 0 | 0 |
| | 0 | 0 | 0 | 0 | 0 | 0 | 0 | 0 | 0 |
| | 0 | 0 | 0 | 0 | 0 | 0 | 0 | 0 | 0 |
| 2004 | 1 | 1 | 0 | 0 | 5.97 | 0 | 0 | 0 | 0 |
| | 0 | 0 | 0 | 0 | 0 | 0 | 0 | 351.2282658 | 0 |
| | 90.00222804 | 0 | 0 | 0 | 30.00074268 | 0 | 0 | 0 | 0 |
| | 0 | 0 | 0 | 0 | 0 | 0 | 0 | 0 | 0 |
| | 0 | 0 | 0 | 0 | 0 | 0 | 0 | 0 | 0 |
| | 0 | 0 | 0 | 0 | 0 | 0 | 0 | 0 | 0 |
| 2005 | 1 | 1 | 0 | 0 | 9.21 | 0 | 0 | 0 | 130.3278392 |
| | 0 | 130.3278392 | 0 | 0 | 0 | 0 | 11.21425302 | 22.42850603 | 0 |
| | 11.21425302 | 0 | 0 | 14.00919035 | 158.3462199 | 23.29114125 | 0 | 0 | 0 |
| | 142.4047275 | 23.29114125 | 0 | 0 | 0 | 0 | 0 | 0 | 0 |
| | 0 | 0 | 0 | 0 | 0 | 0 | 0 | 0 | 0 |
| | 0 | 0 | 0 | 0 | 0 | 0 | 0 | 0 | 0 |
| | 0 | 0 | 0 | 0 | 0 | 0 | 0 | 0 | 0 |
| 2006 | 1 | 1 | 0 | 0 | 19.14 | 0 | 0 | 0 | 0 |
| | 167.0507328 | 55.68357759 | 55.68357759 | 111.3671552 | 278.4178879 | 111.3671552 | 0 | 55.68357759 | 0 |
| | 55.68357759 | 55.68357759 | 55.68357759 | 1358.679293 | 111.3671552 | 0 | 0 | 0 | 0 |
| | 55.68357759 | 389.7850431 | 222.7343103 | 55.68357759 | 0 | 0 | 0 | 0 | 0 |
| | 55.68357759 | 0 | 0 | 0 | 0 | 0 | 0 | 0 | 0 |
| | 0 | 0 | 0 | 0 | 0 | 0 | 0 | 0 | 0 |
| | 0 | 0 | 0 | 0 | 0 | 0 | 0 | 0 | 0 |
| | 0 | 0 | 0 | 0 | 0 | 0 | 0 | 0 | 0 |
| # 2007 Northern California trawl fleet (n=28) | | | | | | | | | |
| 1978 | 1 | 2 | 3 | 0 | 113.09 | 0 | 0 | 0 | 0 |
| | 0 | 0 | 0 | 0 | 0 | 0 | 118.620576 | 640.855595 | 0 |
| | 37.87037 | 172.292127 | 816.027507 | 1487.747031 | 2096.798161 | 3191.75492 | 0 | 0 | 0 |
| | 1603.777512 | 2335.164309 | 932.833843 | 756.792783 | 82.006941 | 53.48563 | 0 | 0 | 6.7 |
| | 0 | 0 | 0 | 0 | 0 | 0 | 0 | 0 | 0 |
| | 0 | 0 | 280.532271 | 159.785714 | 142.948124 | 493.097262 | 0 | 0 | 0 |
| | 2354.266288 | 1684.743894 | 7371.176821 | 2611.463314 | 1502.707674 | 0 | 0 | 0 | 0 |
| | 528.929746 | 1582.674231 | 469.962406 | 0 | 0 | 0 | 0 | 0 | 0 |
| 1979 | 1 | 2 | 3 | 0 | 53.18 | 0 | 0 | 0 | 0 |
| | 0 | 0 | 0 | 0 | 0 | 0 | 31.37931 | 31.37931 | 114.583333 |
| | 31.37931 | 281.930233 | 1.865385 | 380.830711 | 454.21914 | 181.704828 | 912.439928 | 0 | 0 |
| | 441.447048 | 10.223279 | 96.257377 | 4.178947 | 23.751938 | 0 | 0 | 0 | 0 |
| | 0 | 0 | 0 | 0 | 0 | 0 | 239.010207 | 0 | 0 |
| | 268.647158 | 652.729227 | 501.387821 | 729.824654 | 1183.067607 | 0 | 0 | 0 | 0 |
| | 1351.687493 | 1302.679503 | 1476.261677 | 54.505555 | 89.7 | 0 | 0 | 0 | 0 |
| | 280.733333 | 0 | 0 | 0 | 0 | 0 | 0 | 0 | 0 |
| 1980 | 1 | 2 | 3 | 0 | 116.02 | 0 | 0 | 0 | 0 |
| | 0 | 0 | 0 | 0 | 0 | 67.963434 | 131.315789 | 587.133664 | 88.713516 |
| | 288.939401 | 368.491804 | 685.828172 | 1171.152206 | 809.393528 | 0 | 0 | 0 | 0 |
| | 667.799892 | 800.639099 | 495.422916 | 304.898459 | 0 | 0 | 0 | 0 | 0 |
| | 0 | 0 | 0 | 0 | 0 | 0 | 0 | 0 | 0 |
| | 0 | 138.240703 | 375.199351 | 203.075686 | 879.121821 | 620.87789 | 0 | 0 | 0 |
| | 2227.287931 | 2024.224985 | 2501.730777 | 1888.276231 | 593.223662 | 0 | 0 | 0 | 0 |
| | 233.910714 | 0 | 0 | 0 | 0 | 0 | 0 | 0 | 0 |
| 1981 | 1 | 2 | 3 | 0 | 74.29 | 0 | 0 | 0 | 0 |
| | 0 | 0 | 0 | 124.75 | 0 | 124.75 | 53.4448244 | 8.1489362 | 255.4818868 |
| | 1234.751363 | 518.8917677 | 1280.517625 | 1410.581854 | 919.6851325 | 0 | 0 | 0 | 0 |
| | 770.2782992 | 1116.949268 | 1567.728721 | 350.1341303 | 0 | 0 | 0 | 0 | 0 |
| | 0 | 0 | 0 | 0 | 0 | 0 | 0 | 0 | 0 |
| | 0 | 0 | 93.0024225 | 759.482274 | 794.3314014 | 1180.161028 | 0 | 0 | 0 |
| | 1033.105838 | 2523.177679 | 1033.681141 | 912.8045213 | 128.3242762 | 0 | 0 | 0 | 0 |
| | 0 | 0 | 0 | 0 | 0 | 0 | 0 | 0 | 0 |
| 1982 | 1 | 2 | 3 | 0 | 120.16 | 0 | 0 | 0 | 0 |
| | 0 | 0 | 0 | 0 | 88.4693878 | 32.8371428 | 1007.440033 | 3264.786854 | 4.2884615 |
| | 323.488755 | 176.7080594 | 2458.002137 | 1772.1635 | 1246.304479 | 10.8461538 | 0 | 0 | 0 |
| | 1813.534221 | 683.7733475 | 1058.516111 | 263.7513975 | 0 | 0 | 0 | 0 | 0 |
| | 0 | 0 | 0 | 0 | 0 | 0 | 0 | 0 | 0 |
| | 0 | 0 | 303.2238449 | 818.0348666 | 1167.88308 | 1113.406082 | 0 | 0 | 0 |
| | 1606.889284 | 2910.729196 | 3384.928817 | 2145.195514 | 2343.928141 | 0 | 0 | 0 | 0 |
| | 4794.319474 | 1312.38659 | 4.2884615 | 0 | 0 | 0 | 0 | 0 | 0 |

| | | | | | | | | | | | |
|------|-------------|-------------|-------------|-------------|-------------|-------------|-------------|-------------|-----|---|---|
| 1983 | 1 | 2 | 3 | 0 | 174.44 | 0 | 0 | 0 | 0 | 0 | 0 |
| | 0 | 0 | 0 | 53.6363636 | 291.6075229 | 77.6906558 | 441.218364 | | | | |
| | 538.544462 | | 2402.817271 | 1221.64721 | 973.0557754 | 2650.612503 | | | | | |
| | 1256.343337 | | 1705.737494 | 3263.409513 | 1726.524794 | 1231.428868 | | | | | |
| | 464.482247 | 0 | 0 | 0 | 0 | 0 | 0 | 0 | 0 | 0 | |
| | 0 | 0 | 0 | 0 | 145.1014394 | 182.2048485 | 1202.329627 | | | | |
| | 2517.8163 | 1167.65492 | 3270.181734 | 2635.771907 | 3990.073468 | 6261.49987 | | | | | |
| | 2948.148886 | 2004.594796 | 361.1772969 | 54.0395349 | 206.961165 | 0 | | | | | |
| | 0 | 0 | 0 | | | | | | | | |
| 1984 | 1 | 2 | 3 | 0 | 116.06 | 0 | 0 | 0 | 0 | 0 | |
| | 0 | 0 | 6.6438356 | 0 | 47.634434 | 749.7551379 | 1402.351341 | 315.1686367 | | | |
| | 1483.620261 | | 1688.484195 | | 1307.060526 | 1880.950895 | 1684.637748 | | | | |
| | 1396.472342 | | 1584.174496 | | 656.5174063 | 1398.353281 | 893.0375056 | 10.9 | | | |
| | 0 | 0 | 0 | 0 | 0 | 0 | 0 | 0 | 0 | 0 | |
| | 0 | 13.2876712 | 63.0530261 | 97.9116912 | 433.7604463 | 796.8425966 | | | | | |
| | 1270.532623 | 1522.899657 | 1935.217138 | 3576.827901 | 2702.52329 | | | | | | |
| | 1339.322596 | 1371.599481 | 340.3931452 | 356.1529412 | 0 | 0 | 0 | | | | |
| | 0 | 0 | | | | | | | | | |
| 1985 | 1 | 2 | 3 | 0 | 122.96 | 0 | 0 | 0 | 0 | 0 | |
| | 0 | 0 | 0 | 0 | 131.6391403 | 205.236851 | 1174.287597 | | | | |
| | 1379.988011 | | 1489.251662 | | 2077.991069 | 1318.103597 | 1006.907644 | | | | |
| | 959.1333095 | | 2290.333141 | | 569.7772609 | 2268.699416 | 3271.737375 | | | | |
| | 1128.889796 | 0 | 0 | 0 | 0 | 0 | 0 | 0 | 0 | 0 | |
| | 0 | 0 | 0 | 0 | 24.7327273 | 451.5098311 | 292.9054633 | | | | |
| | 658.188647 | | 1564.19122 | | 2381.488066 | 2210.192169 | 2546.026142 | | | | |
| | 2715.40301 | | 2788.996369 | | 3620.307485 | 1820.516493 | 583.6080116 | 2.7111111 | | | |
| | 0 | 0 | 0 | 0 | 0 | | | | | | |
| 1986 | 1 | 2 | 3 | 0 | 106.68 | 0 | 0 | 0 | 0 | 0 | |
| | 0 | 0 | 0 | 45.7142857 | 0 | 27.1262136 | 272.4644907 | | | | |
| | 799.8412897 | | 1213.732792 | | 699.954717 | 1006.509521 | 1038.55708 | | | | |
| | 1274.744999 | | 749.7632428 | | 637.2293199 | 381.5464686 | 162.8707338 | | | | |
| | 34.4039216 | 0 | 0 | 0 | 0 | 0 | 0 | 0 | 0 | 0 | |
| | 0 | 0 | 0 | 45.7142857 | 0 | 8.5882353 | 13.1346154 | 313.2680762 | | | |
| | 959.9147094 | | 2200.004668 | | 2727.001576 | 1335.099892 | 2259.124011 | | | | |
| | 1221.029807 | | 487.6268166 | | 139.2749821 | 29.2079208 | 0 | 0 | 0 | 0 | |
| | 0 | 0 | 0 | | | | | | | | |
| 1987 | 1 | 2 | 3 | 0 | 103.23 | 0 | 0 | 0 | 0 | 0 | |
| | 0 | 0 | 0 | 0 | 0 | 1078.018227 | 1268.571344 | 1506.259631 | | | |
| | 606.7591491 | | 1277.376256 | | 2535.875084 | 1104.191711 | 1834.800406 | | | | |
| | 1257.061249 | | 175.6027272 | | 429.1086868 | 192.239724 | 184.5454545 | | | | |
| | 148.9393939 | 0 | 0 | 0 | 0 | 0 | 0 | 0 | 0 | 0 | |
| | 0 | 0 | 88.2040816 | 0 | 363.5950495 | 1806.253371 | 1735.420442 | | | | |
| | 1914.220942 | | 971.7152224 | | 2642.324304 | 2682.562774 | 1416.198514 | | | | |
| | 1010.69907 | | 771.3737156 | | 49.2353952 | 0 | 0 | 0 | 0 | 0 | |
| | 0 | 0 | | | | | | | | | |
| 1988 | 1 | 2 | 3 | 0 | 86.12 | 0 | 0 | 0 | 0 | 0 | |
| | 0 | 0 | 0 | 218.4825371 | 205.7661583 | 497.7446001 | 516.6489736 | | | | |
| | 1310.129926 | | 1303.178279 | | 1009.176446 | 475.697781 | 538.3533831 | | | | |
| | 841.1609838 | | 288.9236938 | | 954.0637786 | 124.5436938 | 75.95 | 0 | 3.6 | | |
| | 0 | 0 | 0 | 0 | 0 | 0 | 0 | 0 | 0 | 0 | |
| | 0 | 99.5876289 | 254.6893213 | 263.4307196 | 908.9894449 | 1770.909898 | | | | | |
| | 1654.45194 | | 1787.748824 | | 1665.893625 | 958.8669768 | 1287.201241 | | | | |
| | 777.6895077 | | 120.0891089 | | 0 | 0 | 0 | 0 | 0 | 0 | |
| 1989 | 1 | 2 | 3 | 0 | 74.02 | 0 | 0 | 0 | 0 | 0 | |
| | 0 | 0 | 0 | 48.1568627 | 142.5841176 | 313.0685106 | 881.2309814 | | | | |
| | 538.9568289 | | 1831.72314 | | 946.6937907 | 342.2584096 | 251.5827463 | 417.69 | | | |
| | 617.8785149 | | 610.7258886 | | 380.9460606 | 262.9985149 | 97.6060606 | 0 | | | |
| | 0 | 0 | 0 | 0 | 0 | 0 | 0 | 0 | 0 | 0 | |
| | 0 | 57.5 | 988.6802263 | | 1089.307809 | 1150.039032 | 1489.473443 | | | | |
| | 1961.042627 | | 1203.075266 | | 845.1249546 | 2063.035095 | 1054.603658 | | | | |
| | 483.9469997 | | 82.4373738 | | 0 | 21.8686869 | 0 | 0 | 0 | 0 | |
| | 0 | | | | | | | | | | |
| 1990 | 1 | 2 | 3 | 0 | 86.75 | 0 | 0 | 0 | 0 | 0 | |
| | 0 | 0 | 0 | 0 | 95.46 | 587.393573 | 614.022586 | 828.204582 | | | |
| | 1464.47111 | | 2419.169212 | | 960.1408962 | 699.9427342 | 1481.635347 | | | | |
| | 2505.191785 | | 1910.185249 | | 618.1985544 | 101.9702971 | 26.8834951 | | | | |
| | 330.340484 | 0 | 0 | 0 | 0 | 0 | 0 | 0 | 0 | 0 | |
| | 0 | 0 | 0 | 0 | 105.5843434 | 791.8729063 | 1402.144381 | | | | |
| | 2518.281471 | | 1210.52657 | | 3112.644551 | 3081.663932 | 3096.058823 | | | | |

| | | | | | | | | |
|------|-------------|-------------|-------------|-------------|-------------|-------------|-------------|-------------|
| | 2732.753312 | 1367.064497 | 0 | 46.3366337 | 0 | 0 | 0 | 0 |
| 1991 | 0 | 0 | | | | | | |
| | 1 | 2 | 3 | 0 | 52.46 | 0 | 0 | 0 |
| | 0 | 0 | 0 | 0 | 50.73 | 369.5609804 | 588.0744457 | 869.8504854 |
| | 1089.170336 | 670.5044593 | 569.519125 | | 387.5290365 | 417.6859088 | | |
| | 175.5224345 | 202.2009804 | 302.1280877 | 0 | 0 | 0 | 0 | 0 |
| | 0 | 0 | 0 | 0 | 0 | 0 | 0 | 21.79 |
| | 424.9880392 | 186.5823077 | 937.7912774 | 1088.95382 | 933.3932039 | | | 50.73 |
| | 800.9637274 | 1592.862786 | 603.0278269 | 343.2073364 | 21.49 | 0 | | |
| | 25.3431373 | 25.3431373 | 0 | 0 | 0 | 0 | | |
| 1992 | 1 | 2 | 3 | 0 | 45.67 | 0 | 0 | 0 |
| | 0 | 0 | 0 | 0 | 17.37 | 264.79 | 369.25 | 928.76 |
| | 544.2716832 | 1093.5 | 368.34 | 167.27 | 253.45 | 0 | 74.95 | 0 |
| | 0 | 0 | 0 | 0 | 0 | 0 | 0 | 0 |
| | 95.32 | 430.5412621 | 961.67 | 1155.453316 | 1402.64 | 1482.16 | 1419.53 | 1462.87 |
| | 367.96 | 961.35 | 0 | 0 | 0 | 0 | 0 | 788.88 |
| 1993 | 1 | 2 | 3 | 0 | 18.80 | 0 | 0 | 0 |
| | 0 | 0 | 0 | 0 | 0 | 217.36 | 0 | 189.0016667 |
| | 414.4983673 | 12.9 | 292.9183674 | 66.1 | 0 | 0 | 0 | 0 |
| | 0 | 0 | 0 | 0 | 0 | 0 | 0 | 0 |
| | 108.68 | 0 | 555.4454545 | 0 | 240.7916667 | 384.35 | 548.9983673 | 194.14 |
| | 802.8467346 | 419.4638219 | 0 | 0 | 0 | 0 | 0 | 0 |
| | 0 | 0 | 0 | | | | | |
| 1994 | 1 | 2 | 3 | 0 | 22.01 | 0 | 0 | 0 |
| | 0 | 0 | 0 | 0 | 128.24 | 64.12 | 408.7536634 | 64.12 |
| | 726.0320326 | 1823.865376 | 314.246092 | 21.5 | 363.0160163 | 344.6336634 | | |
| | 16.25 | 21.08 | 0 | 0 | 0 | 0 | 0 | 0 |
| | 0 | 0 | 0 | 0 | 0 | 368.6836634 | 128.24 | 0 |
| | 929.4373267 | 1842.435376 | 528.9974024 | 1055.40099 | 435.0097554 | | | |
| | 71.0084449 | 15.8613861 | 0 | 0 | 0 | 0 | 0 | 0 |
| | 0 | | | | | | | |
| 1995 | 1 | 2 | 3 | 0 | 40.39 | 0 | 0 | 0 |
| | 0 | 0 | 0 | 7.5940594 | 69.4740594 | 109.3568276 | 221.0267124 | |
| | 242.2950414 | 210.8799839 | 132.8174257 | 126.64059 | 139.0845464 | 117.3491089 | | |
| | 35.0716832 | 57.1665306 | 8.8316832 | 8.8316832 | 0 | 0 | 0 | 0 |
| | 0 | 0 | 0 | 0 | 0 | 0 | 0 | 30.94 |
| | 121.3165804 | 130.3287088 | 404.4361722 | 292.7457264 | 297.6579996 | | | |
| | 282.1150414 | 192.9302889 | 150.2449464 | 62.1057426 | 39.63 | 34.18 | 0 | |
| | 0 | 0 | 0 | 0 | | | | |
| 1996 | 1 | 2 | 3 | 0 | 42.08 | 0 | 0 | 0 |
| | 0 | 0 | 0 | 14.5098039 | 8.9432943 | 40.7151125 | 458.6494869 | |
| | 692.3374081 | 156.2938614 | 123.6075065 | 222.3702174 | | | | 314.7 |
| | 294.7634653 | 104.55 | 209.1 | 0 | 0 | 0 | 0 | 0 |
| | 0 | 0 | 0 | 0 | 0 | 0 | 188.4280303 | |
| | 64.9654545 | 453.0789762 | 967.8485779 | 506.204717 | 396.9058595 | | | |
| | 531.189829 | 539.4227272 | 94.36 | 106.1863636 | 209.1 | 104.55 | 0 | 0 |
| | 0 | 0 | 0 | | | | | |
| 1997 | 1 | 2 | 3 | 0 | 23.01 | 0 | 0 | 0 |
| | 0 | 0 | 0 | 137.7021277 | 4.32 | 140.0621277 | 23.4774257 | |
| | 141.2421277 | 48.7380838 | 45.1980838 | 185.8617381 | 63.4071227 | | | |
| | 231.7656285 | 56.0955096 | 1.18 | 123.6346154 | 0 | 13.2574257 | | 0 |
| | 0 | 123.6346154 | 123.6346154 | 0 | 0 | 0 | 0 | 0 |
| | 0 | 0 | 0 | 0 | 3.54 | 35.4806581 | 177.7985058 | |
| | 100.0677807 | 212.3765896 | 91.9587821 | 29.5806581 | 387.2270785 | | | |
| | 13.2574257 | 166.4726992 | 0 | 0 | 0 | 0 | 0 | 0 |
| 1998 | 1 | 2 | 3 | 0 | 19.25 | 0 | 0 | 0 |
| | 0 | 0 | 0 | 0 | 3.32 | 13.7 | 58.5848936 | 80.2027451 |
| | 10.17 | 186.4382353 | 143.3854902 | 259.7909804 | 186.2282353 | 63.1827451 | | 13.7 |
| | 123.0454902 | 0 | 3.32 | 0 | 0 | 0 | 0 | 0 |
| | 0 | 0 | 0 | 0 | 0 | 0 | 10.17 | 44.42 |
| | 161.4438144 | 30.51 | 161.8617528 | 269.7509804 | 10.17 | 63.1827451 | | 6.85 |
| | 59.8627451 | 0 | 0 | 0 | 0 | 0 | | |
| 1999 | 1 | 2 | 3 | 0 | 44.19 | 0 | 0 | 0 |
| | 0 | 0 | 55.4455446 | 0 | 0 | 44.8796703 | 113.6955446 | |
| | 228.2996703 | 823.4934991 | 717.881124 | 923.302707 | 368.7658416 | | | |
| | 580.8982842 | 155.0258089 | 86.1755446 | 41.3296703 | 0 | 0 | 0 | 0 |
| | 0 | 0 | 0 | 0 | 0 | 0 | 0 | 0 |
| | 0 | 0 | 0 | 169.8866337 | 441.7534991 | 436.3076575 | 799.9000348 | |
| | 754.0714536 | 708.8616505 | 302.0421782 | 105.5888782 | 19.2430693 | | | 0 |
| | 0 | 0 | 0 | 0 | 0 | | | |

| | | | | | | | | | | | |
|----------------------------------|-------------|-----------|-------------|-------------|-------------|------------|-------------|-------------|-------------|-------------|-----------|
| 2000 | 1 | 2 | 3 | 0 | 13.14 | 0 | 0 | 0 | 0 | 0 | 0 |
| | 0 | 0 | 0 | 0 | 0 | 0 | 0 | 6.490909 | 6.3363636 | 8.6472727 | 9.190909 |
| | 4.3054545 | 9.1258505 | 0 | 0 | 0 | 3.2454545 | 0 | 0 | 0 | 0 | 0 |
| | 0 | 0 | 0 | 0 | 0 | 0 | 0 | 0 | 0 | 0 | 0 |
| | 0 | 3.2454545 | 6.4909091 | 14.2181818 | | 12.1872727 | | 6.3363636 | 1.7 | 0 | 0 |
| 2001 | 0 | 0 | 0 | 0 | 0 | 0 | 0 | 0 | 0 | 0 | 0 |
| | 1 | 2 | 3 | 0 | 21.77 | 0 | 0 | 0 | 0 | 0 | 0 |
| | 0 | 0 | 0 | 0 | 0 | 0 | 0.8148148 | 4.471243 | 17.3156253 | | |
| | 19.8741457 | | 21.8619864 | | 26.492062 | 23.0518864 | | 13.1845185 | | 9.3810445 | 0.8148148 |
| | 0 | 0.8148148 | 0 | 0 | 0 | 0 | 0 | 0 | 0 | 0 | 0 |
| 2002 | 0 | 0 | 0 | 0 | 0 | 0 | 0 | 5.7446809 | 8.0647124 | 16.849699 | 23.48374 |
| | 30.3116208 | | 29.0723276 | | 4.2781818 | 0 | 0 | 0 | 0 | 0 | 0 |
| | 0 | 0 | 0 | 0 | 0 | 0 | 0 | 0 | 0 | 0 | 0 |
| | 1 | 2 | 3 | 0 | 51.29 | 0 | 0 | 0 | 0 | 0 | 0 |
| | 0 | 0 | 0 | 0 | 0 | 0 | 0 | 96.75982177 | | 236.4404013 | |
| 2003 | 379.4742659 | | 979.6157276 | | 804.1685392 | | 471.2873252 | | 953.9885014 | | |
| | 96.75982177 | | 0 | 62.93016997 | 0 | 0 | 0 | 0 | 0 | 0 | 0 |
| | 0 | 0 | 0 | 0 | 0 | 0 | 0 | 0 | 0 | 33.12114209 | |
| | 23.3280157 | | 17.94462746 | | 242.4045566 | | 933.4975571 | | 1388.375703 | | |
| | 1136.599202 | | 1093.179496 | | 69.49057881 | | 117.8172912 | | 24.7196395 | | 0 |
| 2004 | 0 | 0 | 0 | 0 | 0 | 0 | 0 | 0 | 0 | 0 | 0 |
| | 1 | 2 | 3 | 0 | 11.90 | 0 | 0 | 0 | 0 | 0 | 0 |
| | 0 | 0 | 0 | 0 | 0 | 0 | 0 | 0 | 0 | 32.29653767 | |
| | 14.43719483 | | 35.71868569 | | 21.65579224 | | 21.65579224 | | 10.82789612 | | |
| | 3.609298707 | | 0 | 3.609298707 | 0 | 0 | 0 | 0 | 0 | 0 | 0 |
| 2005 | 0 | 0 | 0 | 0 | 0 | 0 | 0 | 0 | 0 | 0 | 0 |
| | 0 | 0 | 10.82789612 | | 14.25004414 | | 17.85934284 | | 14.25004414 | | 0 |
| | 0 | 0 | 0 | 0 | 0 | 0 | 0 | 0 | 0 | 0 | 0 |
| | 1 | 2 | 3 | 0 | 21.14 | 0 | 0 | 0 | 0 | 0 | 0 |
| | 36.40809209 | | 6.068015348 | | 0 | 0 | 6.068015348 | | 86.59420292 | | |
| 2006 | 100.3722217 | | 54.61213813 | | 56.25412618 | | 100.7290548 | | 56.25412618 | | |
| | 112.8650855 | | 12.1360307 | | 38.05008014 | | 0 | 0 | 0 | 76.10016028 | |
| | 0 | 0 | 0 | 0 | 0 | 0 | 0 | 0 | 0 | 0 | 0 |
| | 0 | 0 | 6.068015348 | | 12.1360307 | | 56.25412618 | | 18.20404604 | | |
| | 6.068015348 | | 195.3900942 | | 60.68015348 | | 42.47610743 | | 138.7791349 | | |
| 2007 | 12.1360307 | | 0 | 6.068015348 | 0 | 0 | 0 | 0 | 0 | 0 | 0 |
| | 0 | | | | | | | | | | |
| | 1 | 2 | 2 | 0 | 2.69 | 0 | 0 | 0 | 0 | 0 | 0 |
| | 0 | 0 | 0 | 0 | 0 | 0 | 0 | 0 | 0 | 0 | 0 |
| | 0 | 0 | 0 | 0 | 0 | 0 | 0 | 0 | 0 | 0 | 0 |
| # 2007 Oregon trawl fleet (n=33) | 0 | 0 | 0 | 0 | 0 | 0 | 0 | 0 | 0 | 0 | 0 |
| | 0 | 0 | 0 | 0 | 0 | 0 | 0 | 0 | 0 | 0 | 0 |
| | 0 | 0 | 0 | 0 | 0 | 0 | 0 | 0 | 0 | 0 | 0 |
| | 0 | 0 | 0 | 0 | 0 | 0 | 0 | 0 | 0 | 0 | 0 |
| | 0 | 0 | 0 | 0 | 0 | 0 | 0 | 0 | 0 | 0 | 0 |
| 1973 | 2.767 | 2.767 | 4.150 | 4.150 | 1.383 | 1.383 | 5.534 | 1.383 | 9.684 | 8.301 | 2.767 |
| | 1.383 | 0.000 | 0.000 | 0.000 | 0.000 | 0.000 | 0.000 | 0.000 | 0.000 | 0.000 | 0.000 |
| | 0.000 | 0.000 | 0.000 | 0.000 | 0.000 | 0.000 | 0.000 | 0.000 | 0.000 | 0.000 | 0.000 |
| | 0.000 | 0.000 | 0.000 | 0.000 | 0.000 | 0.000 | 0.000 | 0.000 | 0.000 | 0.000 | 0.000 |
| | 0.000 | 0.000 | 0.000 | 0.000 | 0.000 | 0.000 | 0.000 | 0.000 | 0.000 | 0.000 | 0.000 |
| 1974 | 2.767 | 2.767 | 4.150 | 4.150 | 1.383 | 1.383 | 5.534 | 1.383 | 9.684 | 8.301 | 2.767 |
| | 1.383 | 0.000 | 0.000 | 0.000 | 0.000 | 0.000 | 0.000 | 0.000 | 0.000 | 0.000 | 0.000 |
| | 0.000 | 0.000 | 0.000 | 0.000 | 0.000 | 0.000 | 0.000 | 0.000 | 0.000 | 0.000 | 0.000 |
| | 0.000 | 0.000 | 0.000 | 0.000 | 0.000 | 0.000 | 0.000 | 0.000 | 0.000 | 0.000 | 0.000 |
| | 0.000 | 0.000 | 0.000 | 0.000 | 0.000 | 0.000 | 0.000 | 0.000 | 0.000 | 0.000 | 0.000 |
| 1975 | 2.767 | 2.767 | 4.150 | 4.150 | 1.383 | 1.383 | 5.534 | 1.383 | 9.684 | 8.301 | 2.767 |
| | 1.383 | 0.000 | 0.000 | 0.000 | 0.000 | 0.000 | 0.000 | 0.000 | 0.000 | 0.000 | 0.000 |
| | 0.000 | 0.000 | 0.000 | 0.000 | 0.000 | 0.000 | 0.000 | 0.000 | 0.000 | 0.000 | 0.000 |
| | 0.000 | 0.000 | 0.000 | 0.000 | 0.000 | 0.000 | 0.000 | 0.000 | 0.000 | 0.000 | 0.000 |
| | 0.000 | 0.000 | 0.000 | 0.000 | 0.000 | 0.000 | 0.000 | 0.000 | 0.000 | 0.000 | 0.000 |
| 1976 | 2.767 | 2.767 | 4.150 | 4.150 | 1.383 | 1.383 | 5.534 | 1.383 | 9.684 | 8.301 | 2.767 |
| | 1.383 | 0.000 | 0.000 | 0.000 | 0.000 | 0.000 | 0.000 | 0.000 | 0.000 | 0.000 | 0.000 |
| | 0.000 | 0.000 | 0.000 | 0.000 | 0.000 | 0.000 | 0.000 | 0.000 | 0.000 | 0.000 | 0.000 |
| | 0.000 | 0.000 | 0.000 | 0.000 | 0.000 | 0.000 | 0.000 | 0.000 | 0.000 | 0.000 | 0.000 |
| | 0.000 | 0.000 | 0.000 | 0.000 | 0.000 | 0.000 | 0.000 | 0.000 | 0.000 | 0.000 | 0.000 |
| 1977 | 2.767 | 2.767 | 4.150 | 4.150 | 1.383 | 1.383 | 5.534 | 1.383 | 9.684 | 8.301 | 2.767 |
| | 1.383 | 0.000 | 0.000 | 0.000 | 0.000 | 0.000 | 0.000 | 0.000 | 0.000 | 0.000 | 0.000 |
| | 0.000 | 0.000 | 0.000 | 0.000 | 0.000 | 0.000 | 0.000 | 0.000 | 0.000 | 0.000 | 0.000 |
| | 0.000 | 0.000 | 0.000 | 0.000 | 0.000 | 0.000 | 0.000 | 0.000 | 0.000 | 0.000 | 0.000 |
| | 0.000 | 0.000 | 0.000 | 0.000 | 0.000 | 0.000 | 0.000 | 0.000 | 0.000 | 0.000 | 0.000 |
| 1978 | 2.767 | 2.767 | 4.150 | 4.150 | 1.383 | 1.383 | 5.534 | 1.383 | 9.684 | 8.301 | 2.767 |
| | 1.383 | 0.000 | 0.000 | 0.000 | 0.000 | 0.000 | 0.000 | 0.000 | 0.000 | 0.000 | 0.000 |
| | 0.000 | 0.000 | 0.000 | 0.000 | 0.000 | 0.000 | 0.000 | 0.000 | 0.000 | 0.000 | 0.000 |
| | 0.000 | 0.000 | 0.000 | 0.000 | 0.000 | 0.000 | 0.000 | 0.000 | 0.000 | 0.000 | 0.000 |
| | 0.000 | 0.000 | 0.000 | 0.000 | 0.000 | 0.000 | 0.000 | 0.000 | 0.000 | 0.000 | 0.000 |
| 1979 | 2.767 | 2.767 | 4.150 | 4.150 | 1.383 | 1.383 | 5.534 | 1.383 | 9.684 | 8.301 | 2.767 |
| | 1.383 | 0.000 | 0.000 | 0.000 | 0.000 | 0.000 | 0.000 | 0.000 | 0.000 | 0.000 | 0.000 |
| | 0.000 | 0.000 | 0.000 | 0.000 | 0.000 | 0.000 | 0.000 | 0.000 | 0.000 | 0.000 | 0.000 |
| | 0.000 | 0.000 | 0.000 | 0.000 | 0.000 | 0.000 | 0.000 | 0.000 | 0.000 | 0.000 | 0.000 |
| | 0.000 | 0.000 | 0.000 | 0.000 | 0.000 | 0.000 | 0.000 | 0.000 | 0.000 | 0.000 | 0.000 |
| 1980 | 2.767 | 2.767 | 4.150 | 4.150 | 1.383 | 1.383 | 5.534 | 1.383 | 9.684 | 8.301 | 2.767 |
| | 1.383 | 0.000 | 0.000 | 0.000 | 0.000 | 0.000 | 0.000 | 0.000 | 0.000 | 0.000 | 0.000 |
| | 0.000 | 0.000 | 0.000 | 0.000 | 0.000 | 0.000 | 0.000 | 0.000 | 0.000 | 0.000 | 0.000 |
| | 0.000 | 0.000 | 0.000 | 0.000 | 0.000 | 0.000 | 0.000 | 0.000 | 0.000 | 0.000 | 0.000 |
| | 0.000 | 0.000 | 0.000 | 0.000 | 0.000 | 0.000 | 0.000 | 0.000 | 0.000 | 0.000 | 0.000 |
| 1981 | 2.767 | 2.767 | 4.150 | 4.150 | 1.383 | 1.383 | 5.534 | 1.383 | 9.684 | 8.301 | 2.767 |
| | 1.383 | 0.000 | 0.000 | 0.000 | 0.000 | 0.000 | 0.000 | 0.000 | 0.000 | 0.000 | 0.000 |
| | 0.000 | 0.000 | 0.000 | 0.000 | 0.000 | 0.000 | 0.000 | 0.000 | 0.000 | 0.000 | 0.000 |
| | 0.000 | 0.000 | 0.000 | 0.000 | 0.000 | 0.000 | 0.000 | 0.000 | 0.000 | 0.000 | 0.000 |
| | 0.000 | 0.000 | 0.000 | 0.000 | 0.000 | 0.000 | 0.000 | 0.000 | 0.000 | 0.000 | 0.000 |
| 1982 | 2.767 | 2.767 | 4.150 | 4.150 | 1.383 | 1.383 | 5.534 | 1.383 | 9.684 | 8.301 | 2.767 |
| | 1.383 | 0.000 | 0.000 | 0.000 | 0.000 | 0.000 | 0.000 | 0.000 | 0.000 | 0.000 | 0.000 |
| | 0.000 | 0.000 | 0.000 | 0.000 | 0.000 | 0.000 | 0.000 | 0.000 | 0.000 | 0.000 | 0.000 |
| | 0.000 | 0.000 | 0.000 | 0.000 | 0.000 | 0.000 | 0.000 | 0.000 | 0.000 | 0.000 | 0.000 |
| | 0.000 | 0.000 | 0.000 | 0.000 | 0.000 | 0.000 | 0.000 | 0.000 | 0.000 | 0.000 | 0.000 |
| 1983 | 2.767 | 2.767 | 4.150 | 4.150 | 1.383 | 1.383 | 5.534 | 1.383 | 9.684 | 8.301 | 2.767 |
| | 1.383 | 0.000 | 0.000 | 0.000 | 0.000 | 0.000 | 0.000 | 0.000 | 0.000 | 0.000 | 0.000 |
| | 0.000 | 0.000 | 0.000 | 0.000 | 0.000 | 0.000 | 0.000 | 0.000 | 0.000 | 0.000 | 0.000 |
| | 0.000 | 0.000 | 0.000 | 0.000 | 0.000 | 0.000 | 0.000 | 0.000 | 0.000 | 0.000 | 0.000 |
| | 0.000 | 0.000 | 0.000 | 0.000 | 0.000 | 0.000 | 0.000 | 0.000 | 0.000 | 0.000 | 0.000 |
| 1984 | 2.767 | 2.767 | 4.150 | 4.150 | 1.383 | 1.383 | 5.534 | 1.383 | 9.684 | 8.301 | 2.767 |
| | 1.383 | 0.000 | 0.000 | 0.000 | 0.000 | 0.000 | 0.000 | 0.000 | 0.000 | 0.000 | 0.000 |
| | 0.000 | 0.000 | 0.000 | 0.000 | 0.000 | 0.000 | 0.000 | 0.000 | 0.000 | 0.000 | 0.000 |
| | 0.000 | 0.000 | 0.000 | 0.000 | 0.000 | 0.000 | 0.000 | 0.000 | 0.000 | 0.000 | 0.000 |
| | 0.000 | 0.000 | 0.000 | 0.000 | 0.000 | 0.000 | 0.000 | 0.000 | 0.000 | 0.000 | 0.000 |
| 1985 | 2.767 | 2.767 | 4.150 | 4.150 | 1.383 | 1.383 | 5.534 | 1.383 | 9.684 | 8.301 | 2.767 |
| | 1.383 | 0 | | | | | | | | | |

| | | | | | | | | | | | |
|------|----------|----------|----------|----------|----------|----------|----------|-----------|-----------|----------|----------|
| | 192.485 | 248.087 | 275.452 | 237.034 | 327.842 | 222.822 | 177.763 | 12.783 | 0.000 | 0.000 | 0.000 |
| | 0.000 | 0.000 | 0.000 | 0.000 | 0.000 | 0.000 | 0.000 | 0.000 | 0.000 | 0.000 | 0.000 |
| | 0.000 | 0.000 | 7.884 | 24.169 | 55.158 | 237.074 | 386.665 | 443.795 | 619.595 | 386.876 | 170.014 |
| | 20.024 | 7.115 | 0.000 | 0.000 | 0.000 | 0.000 | | | | | |
| 1979 | 1 | 3 | 3 | 0 | 42.36 | 0.000 | 0.000 | 0.000 | 0.000 | 0.000 | 0.000 |
| | 0.000 | 0.000 | 0.000 | 0.000 | 139.595 | 139.595 | 285.251 | 430.908 | 570.503 | 309.497 | 887.753 |
| | 1863.734 | 1502.698 | 1782.579 | 1668.419 | 1812.213 | 595.119 | 674.996 | 87.807 | 0.000 | 0.000 | 0.000 |
| | 0.000 | 0.000 | 0.000 | 0.000 | 0.000 | 0.000 | 0.000 | 0.000 | 0.000 | 0.000 | 139.595 |
| | 285.251 | 449.092 | 1007.472 | 1239.908 | 1738.589 | 1643.333 | 2917.632 | 3310.562 | 2570.775 | 792.297 | 466.007 |
| | 16.571 | 87.807 | 0.000 | 0.000 | 0.000 | 0.000 | | | | | |
| 1980 | 1 | 3 | 3 | 0 | 141.20 | 0.000 | 0.000 | 0.000 | 0.000 | 0.000 | 0.000 |
| | 0.000 | 0.000 | 0.000 | 0.000 | 0.000 | 0.000 | 0.000 | 529.666 | 324.938 | 548.544 | 355.317 |
| | 1116.778 | 2677.047 | 4085.327 | 4420.780 | 6007.093 | 7404.078 | 2318.382 | 245.628 | 98.561 | 67.431 | 0.000 |
| | 0.000 | 0.000 | 0.000 | 0.000 | 0.000 | 0.000 | 0.000 | 0.000 | 0.000 | 0.000 | 106.540 |
| | 0.000 | 12.166 | 186.011 | 1276.679 | 1658.574 | 2122.953 | 5007.381 | 10026.331 | 9962.347 | 4938.313 | 1549.075 |
| | 234.513 | 205.102 | 0.000 | 0.000 | 0.000 | 0.000 | | | | | |
| 1981 | 1 | 3 | 3 | 0 | 56.48 | 0.000 | 0.000 | 0.000 | 0.000 | 0.000 | 0.000 |
| | 0.000 | 0.000 | 0.000 | 0.000 | 0.000 | 0.000 | 0.000 | 12.810 | 93.949 | 28.655 | 1550.905 |
| | 867.224 | 1582.421 | 1454.409 | 1924.873 | 1815.211 | 1391.160 | 1041.089 | 647.915 | 0.000 | 0.000 | 0.000 |
| | 0.000 | 0.000 | 0.000 | 0.000 | 0.000 | 0.000 | 0.000 | 0.000 | 0.000 | 0.000 | 0.000 |
| | 0.000 | 0.000 | 130.002 | 319.001 | 1033.063 | 1884.398 | 1516.291 | 6138.146 | 3655.290 | 2679.977 | 871.421 |
| | 28.655 | 0.000 | 5.805 | 0.000 | 0.000 | 0.000 | | | | | |
| 1982 | 1 | 3 | 3 | 0 | 141.20 | 0.000 | 0.000 | 0.000 | 0.000 | 0.000 | 0.000 |
| | 0.000 | 0.000 | 0.000 | 0.000 | 9.017 | 0.000 | 0.000 | 0.000 | 400.058 | 548.729 | 2418.367 |
| | 3251.310 | 2956.585 | 4184.768 | 5553.225 | 5847.335 | 5019.142 | 1981.069 | 190.392 | 0.000 | 0.000 | 0.000 |
| | 0.000 | 0.000 | 0.000 | 0.000 | 0.000 | 0.000 | 0.000 | 0.000 | 0.000 | 0.000 | 0.000 |
| | 0.000 | 108.261 | 161.793 | 1054.331 | 2172.285 | 6673.095 | 7521.086 | 16415.656 | 20898.089 | 8702.756 | 2538.404 |
| | 0.000 | 25.281 | 0.000 | 0.000 | 0.000 | 0.000 | | | | | |
| 1983 | 1 | 3 | 3 | 0 | 211.80 | 0.000 | 0.000 | 0.000 | 0.000 | 0.000 | 0.000 |
| | 0.000 | 3.850 | 29.134 | 2.194 | 69.169 | 232.232 | 143.434 | 520.891 | 1140.820 | 1700.040 | 2511.753 |
| | 3139.140 | 3302.596 | 4494.634 | 6201.973 | 5332.770 | 3416.903 | 1505.128 | 416.233 | 95.706 | 0.000 | 0.000 |
| | 0.000 | 0.000 | 0.000 | 0.000 | 32.894 | 0.000 | 0.000 | 0.000 | 0.000 | 12.089 | 72.013 |
| | 192.001 | 577.067 | 657.338 | 1839.690 | 4466.876 | 5169.244 | 6583.045 | 10375.226 | 10827.528 | 8021.602 | 1756.419 |
| | 244.261 | 0.000 | 0.000 | 0.000 | 0.000 | 0.000 | | | | | |
| 1984 | 1 | 3 | 3 | 0 | 148.26 | 0.000 | 0.000 | 0.000 | 0.000 | 0.000 | 0.000 |
| | 0.000 | 0.000 | 17.522 | 20.731 | 63.507 | 86.288 | 221.446 | 178.029 | 510.951 | 1066.040 | 1818.113 |
| | 2801.550 | 3923.414 | 3349.916 | 3230.294 | 2638.690 | 2692.555 | 1212.545 | 136.994 | 54.783 | 0.000 | 5.842 |
| | 0.000 | 0.000 | 0.000 | 0.000 | 0.000 | 0.000 | 0.000 | 17.522 | 0.000 | 0.000 | 42.681 |
| | 55.972 | 188.489 | 576.803 | 1358.854 | 2399.715 | 4744.397 | 6376.978 | 8683.630 | 9059.273 | 4197.339 | 866.269 |
| | 59.674 | 61.902 | 0.000 | 0.000 | 0.000 | 0.000 | | | | | |
| 1985 | 1 | 3 | 3 | 0 | 204.74 | 0.000 | 0.000 | 0.000 | 0.000 | 0.000 | 0.000 |
| | 0.000 | 0.000 | 0.000 | 0.000 | 70.482 | 0.000 | 213.051 | 438.151 | 680.199 | 973.023 | 1883.103 |
| | 3472.248 | 4269.249 | 4698.941 | 4536.364 | 3194.266 | 2273.431 | 1420.308 | 742.949 | 57.052 | 0.000 | 0.000 |
| | 0.000 | 0.000 | 0.000 | 0.000 | 0.000 | 0.000 | 0.000 | 0.000 | 0.000 | 0.000 | 54.159 |
| | 111.787 | 147.877 | 483.305 | 1726.332 | 2558.299 | 4418.456 | 7120.686 | 7123.870 | 6392.525 | 4627.339 | 1575.495 |
| | 296.211 | 29.210 | 0.000 | 0.000 | 0.000 | 0.000 | | | | | |
| 1986 | 1 | 3 | 3 | 0 | 112.96 | 0.000 | 0.000 | 0.000 | 0.000 | 0.000 | 0.000 |
| | 0.000 | 0.000 | 0.000 | 0.000 | 62.230 | 147.967 | 174.093 | 412.692 | 875.275 | 983.481 | 979.619 |
| | 1159.100 | 1707.175 | 2557.653 | 2403.195 | 1702.999 | 1603.104 | 915.202 | 176.236 | 36.180 | 0.000 | 0.000 |
| | 0.000 | 0.000 | 0.000 | 0.000 | 0.000 | 0.000 | 0.000 | 0.000 | 0.000 | 47.130 | 110.931 |
| | 116.014 | 310.297 | 500.720 | 1203.755 | 1899.580 | 2400.882 | 2256.635 | 3258.785 | 2590.162 | 1680.375 | 421.265 |
| | 222.148 | 23.984 | 5.493 | 0.000 | 0.000 | 0.000 | | | | | |
| 1987 | 1 | 3 | 3 | 0 | 247.10 | 0.000 | 0.000 | 0.000 | 0.000 | 0.000 | 0.000 |
| | 0.000 | 0.000 | 0.000 | 0.000 | 0.000 | 0.000 | 9.872 | 292.634 | 781.952 | 760.217 | 1769.957 |
| | 2780.376 | 4721.009 | 6882.012 | 5433.266 | 4336.392 | 3042.508 | 1566.308 | 444.154 | 29.222 | 4.297 | 0.000 |
| | 0.000 | 0.000 | 0.000 | 0.000 | 0.000 | 0.000 | 0.000 | 0.000 | 0.000 | 0.000 | 0.000 |
| | 0.000 | 468.935 | 423.696 | 1362.027 | 3648.631 | 6887.822 | 8807.806 | 9129.378 | 5730.582 | 3641.156 | 1724.807 |
| | 76.928 | 0.000 | 0.000 | 0.000 | 0.000 | 0.000 | | | | | |
| 1988 | 1 | 3 | 3 | 0 | 162.38 | 0.000 | 0.000 | 0.000 | 0.000 | 0.000 | 0.000 |
| | 0.000 | 0.000 | 0.000 | 0.000 | 142.237 | 68.896 | 431.438 | 443.590 | 543.976 | 491.472 | 1401.241 |
| | 2524.938 | 2982.357 | 3480.504 | 3572.088 | 2451.055 | 1265.547 | 884.575 | 513.358 | 71.306 | 0.000 | 0.000 |
| | 0.000 | 0.000 | 0.000 | 0.000 | 0.000 | 0.000 | 0.000 | 0.000 | 0.000 | 0.000 | 38.894 |
| | 51.954 | 250.707 | 445.338 | 659.524 | 2089.245 | 3433.124 | 3759.669 | 4211.985 | 2760.504 | 1640.899 | 736.894 |
| | 42.444 | 13.060 | 0.000 | 0.000 | 0.000 | 0.000 | | | | | |
| 1989 | 1 | 3 | 3 | 0 | 162.38 | 0.000 | 0.000 | 0.000 | 0.000 | 0.000 | 0.000 |
| | 0.000 | 0.000 | 0.000 | 52.444 | 0.000 | 4.272 | 18.637 | 86.693 | 265.565 | 652.639 | 1163.761 |
| | 2254.093 | 2510.662 | 2341.395 | 2967.213 | 2763.622 | 1366.293 | 898.639 | 348.098 | 155.498 | 0.000 | 0.000 |
| | 0.000 | 0.000 | 0.000 | 0.000 | 0.000 | 0.000 | 0.000 | 0.000 | 0.000 | 0.000 | 0.000 |
| | 45.843 | 20.627 | 394.937 | 590.997 | 1597.005 | 2541.268 | 3744.838 | 4205.683 | 3400.449 | 2642.521 | 920.867 |
| | 194.054 | 38.402 | 0.000 | 0.000 | 0.000 | 0.000 | | | | | |

| | | | | | | | | | | | |
|------|----------|----------|----------|----------|----------|----------|----------|----------|----------|----------|----------|
| 1990 | 1 | 3 | 3 | 0 | 155.32 | 0.000 | 0.000 | 0.000 | 0.000 | 0.000 | 0.000 |
| | 0.000 | 0.000 | 0.000 | 0.000 | 0.000 | 10.681 | 19.659 | 143.849 | 176.767 | 706.872 | 870.104 |
| | 1084.757 | 2037.653 | 3122.297 | 2773.690 | 2905.506 | 1521.265 | 745.985 | 211.299 | 17.102 | 0.000 | 0.000 |
| | 0.000 | 0.000 | 0.000 | 0.000 | 0.000 | 0.000 | 0.000 | 0.000 | 0.000 | 0.000 | 0.000 |
| | 8.978 | 49.944 | 114.918 | 487.226 | 1119.973 | 2372.451 | 3800.779 | 4329.034 | 2226.857 | 933.485 | 447.579 |
| 1991 | 55.334 | 0.000 | 28.807 | 0.000 | 0.000 | 0.000 | 0.000 | 0.000 | 0.000 | 0.000 | 0.000 |
| | 1 | 3 | 3 | 0 | 141.92 | 0.000 | 0.000 | 0.000 | 0.000 | 0.000 | 0.000 |
| | 0.000 | 86.511 | 0.000 | 14.428 | 38.336 | 145.081 | 396.569 | 756.014 | 1108.295 | 926.465 | 2404.667 |
| | 3494.247 | 2011.002 | 3593.851 | 3714.005 | 2195.521 | 1136.582 | 1078.195 | 400.973 | 47.827 | 0.000 | 0.000 |
| | 0.000 | 0.000 | 0.000 | 0.000 | 0.000 | 0.000 | 0.000 | 14.428 | 14.428 | 43.284 | 43.284 |
| 1992 | 148.462 | 477.587 | 539.362 | 1231.479 | 2539.539 | 5231.619 | 5423.404 | 5299.238 | 3396.074 | 3284.686 | 422.550 |
| | 251.542 | 12.110 | 0.000 | 0.000 | 0.000 | 0.000 | 0.000 | 0.000 | 0.000 | 0.000 | 0.000 |
| | 1 | 3 | 3 | 0 | 222.23 | 0.000 | 0.000 | 0.000 | 0.000 | 0.000 | 0.000 |
| | 0.000 | 0.000 | 0.000 | 0.000 | 0.000 | 115.721 | 84.226 | 338.482 | 1564.111 | 3372.224 | 2960.916 |
| | 4114.962 | 4372.073 | 6306.535 | 6120.810 | 6331.147 | 1628.552 | 1381.475 | 548.907 | 7.947 | 0.000 | 0.000 |
| 1993 | 0.000 | 0.000 | 0.000 | 0.000 | 0.000 | 0.000 | 0.000 | 0.000 | 0.000 | 0.000 | 0.000 |
| | 61.661 | 538.151 | 1243.056 | 3063.813 | 4374.532 | 6927.215 | 9621.340 | 8857.575 | 7501.344 | 5368.191 | 961.550 |
| | 654.096 | 38.932 | 0.000 | 0.000 | 0.000 | 0.000 | 0.000 | 0.000 | 0.000 | 0.000 | 0.000 |
| | 1 | 3 | 3 | 0 | 155.32 | 0.000 | 0.000 | 0.000 | 0.000 | 0.000 | 0.000 |
| | 0.000 | 0.000 | 0.000 | 0.000 | 0.000 | 12.065 | 467.221 | 42.059 | 987.307 | 2210.612 | 2425.457 |
| 1994 | 3012.190 | 5169.135 | 5495.870 | 5607.836 | 4603.483 | 1537.435 | 1012.900 | 605.948 | 243.725 | 0.000 | 0.000 |
| | 0.000 | 0.000 | 0.000 | 0.000 | 0.000 | 0.000 | 0.000 | 0.000 | 0.000 | 0.000 | 0.000 |
| | 8.885 | 271.891 | 1205.304 | 2497.950 | 3536.264 | 6026.149 | 5401.431 | 5071.262 | 3800.353 | 1886.889 | 607.080 |
| | 203.017 | 0.000 | 0.000 | 0.000 | 0.000 | 0.000 | 0.000 | 0.000 | 0.000 | 0.000 | 0.000 |
| | 1 | 3 | 3 | 0 | 105.90 | 0.000 | 0.000 | 0.000 | 0.000 | 0.000 | 0.000 |
| 1995 | 0.000 | 0.000 | 0.000 | 0.000 | 32.208 | 27.112 | 81.736 | 285.624 | 499.882 | 835.149 | 1463.266 |
| | 1517.552 | 1461.971 | 1800.963 | 1293.953 | 688.914 | 339.352 | 17.912 | 0.000 | 9.668 | 34.382 | 0.000 |
| | 0.000 | 0.000 | 0.000 | 0.000 | 0.000 | 0.000 | 0.000 | 0.000 | 0.000 | 5.895 | 17.912 |
| | 37.921 | 55.605 | 724.931 | 984.675 | 2249.048 | 2385.906 | 2226.832 | 2199.997 | 1209.730 | 726.068 | 410.231 |
| | 74.401 | 0.000 | 0.000 | 0.000 | 0.000 | 0.000 | 0.000 | 0.000 | 0.000 | 0.000 | 0.000 |
| 1996 | 1 | 3 | 3 | 0 | 112.96 | 0.000 | 0.000 | 0.000 | 0.000 | 0.000 | 0.000 |
| | 0.000 | 0.000 | 0.000 | 0.000 | 0.000 | 173.919 | 210.237 | 371.597 | 318.813 | 538.281 | 555.071 |
| | 690.314 | 775.748 | 768.604 | 459.198 | 203.750 | 135.526 | 17.509 | 2.442 | 0.000 | 0.000 | 66.512 |
| | 0.000 | 0.000 | 0.000 | 0.000 | 0.000 | 0.000 | 0.000 | 0.000 | 4.883 | 7.187 | 154.642 |
| | 183.923 | 502.315 | 546.710 | 829.713 | 790.391 | 1079.112 | 726.910 | 441.560 | 282.438 | 135.866 | 44.253 |
| 1997 | 10.020 | 0.000 | 0.000 | 0.000 | 0.000 | 0.000 | 0.000 | 0.000 | 0.000 | 0.000 | 0.000 |
| | 1 | 3 | 3 | 0 | 134.14 | 0.000 | 0.000 | 0.000 | 0.000 | 0.000 | 0.000 |
| | 0.000 | 3.360 | 0.000 | 22.509 | 21.514 | 226.132 | 366.721 | 439.109 | 943.300 | 832.196 | 895.728 |
| | 801.951 | 850.336 | 735.966 | 580.049 | 512.687 | 158.433 | 87.282 | 61.812 | 0.000 | 7.498 | 0.000 |
| | 0.000 | 0.000 | 0.000 | 0.000 | 0.000 | 0.000 | 2.284 | 2.284 | 0.000 | 5.643 | 33.966 |
| 1998 | 207.001 | 407.200 | 1009.203 | 1166.363 | 1147.551 | 1033.274 | 954.265 | 1132.426 | 1088.164 | 506.036 | 197.169 |
| | 9.781 | 33.345 | 0.000 | 0.000 | 0.000 | 0.000 | 0.000 | 0.000 | 0.000 | 0.000 | 0.000 |
| | 1 | 3 | 3 | 0 | 197.68 | 0.000 | 0.000 | 0.000 | 0.000 | 0.000 | 0.000 |
| | 0.000 | 0.000 | 0.000 | 0.000 | 0.000 | 45.981 | 202.905 | 251.392 | 823.556 | 981.736 | 1422.651 |
| | 1689.262 | 1685.030 | 1854.608 | 965.222 | 388.379 | 425.215 | 131.957 | 59.311 | 42.118 | 0.000 | 0.000 |
| 1999 | 0.000 | 0.000 | 0.000 | 0.000 | 0.000 | 0.000 | 0.000 | 22.783 | 6.139 | 0.000 | 28.752 |
| | 102.378 | 407.209 | 1023.103 | 2020.949 | 2698.830 | 3085.063 | 2538.051 | 1716.999 | 792.469 | 307.146 | 106.658 |
| | 80.142 | 1.252 | 4.238 | 0.000 | 0.000 | 0.000 | 0.000 | 0.000 | 0.000 | 0.000 | 0.000 |
| | 1 | 3 | 3 | 0 | 197.68 | 0.000 | 0.000 | 0.000 | 0.000 | 0.000 | 0.000 |
| | 0.000 | 0.000 | 0.000 | 52.626 | 58.361 | 178.399 | 453.731 | 1011.004 | 1413.360 | 1296.899 | 1511.663 |
| 2000 | 1754.953 | 1165.058 | 1272.065 | 1202.941 | 644.173 | 146.375 | 113.829 | 13.165 | 0.000 | 0.000 | 0.000 |
| | 0.000 | 0.000 | 0.000 | 0.000 | 0.000 | 0.000 | 0.000 | 8.186 | 0.000 | 0.000 | 72.852 |
| | 118.176 | 745.610 | 1159.350 | 1657.024 | 2610.224 | 2505.880 | 2395.278 | 1739.195 | 1161.664 | 333.896 | 191.658 |
| | 16.105 | 0.000 | 0.000 | 0.000 | 0.000 | 0.000 | 0.000 | 0.000 | 0.000 | 0.000 | 0.000 |
| | 1 | 3 | 3 | 0 | 197.68 | 0.000 | 0.000 | 0.000 | 0.000 | 0.000 | 0.000 |
| 2001 | 0.000 | 13.190 | 11.742 | 24.209 | 44.948 | 128.620 | 197.192 | 885.817 | 1049.915 | 1276.502 | 1713.185 |
| | 1723.515 | 1352.987 | 1406.514 | 1058.130 | 439.894 | 269.870 | 115.495 | 12.073 | 1.526 | 0.000 | 0.000 |
| | 0.000 | 0.000 | 0.000 | 0.000 | 0.000 | 3.914 | 7.828 | 3.914 | 14.834 | 0.000 | 59.341 |
| | 132.177 | 764.762 | 1073.316 | 1490.506 | 1847.700 | 2069.803 | 1965.025 | 1370.473 | 450.852 | 438.714 | 142.545 |
| | 14.952 | 0.000 | 0.000 | 0.000 | 0.000 | 0.000 | 0.000 | 0.000 | 0.000 | 0.000 | 0.000 |

| | | | | | | | | | | | |
|--------------------------------------|-----------|-----------|-----------|-----------|----------|----------|----------|----------|----------|----------|----------|
| | 166.149 | 315.970 | 1052.224 | 1524.417 | 908.815 | 4022.688 | 1367.975 | 1583.057 | 1420.601 | 91.604 | 39.941 |
| | 5.785 | 0.000 | 0.000 | 0.000 | 0.000 | 0.000 | | | | | |
| 2002 | 1 | 3 | 3 | 0 | 276.65 | 0.000 | 0.000 | 0.000 | 0.000 | 0.000 | 0.000 |
| | 0.000 | 0.000 | 0.000 | 0.000 | 333.258 | 550.507 | 1132.806 | 1569.568 | 1995.150 | 805.997 | 885.701 |
| | 1000.919 | 1009.508 | 905.409 | 480.577 | 513.292 | 490.168 | 227.671 | 111.950 | 0.000 | 0.000 | 0.000 |
| | 0.000 | 0.000 | 0.000 | 0.000 | 0.000 | 0.000 | 0.000 | 33.606 | 0.000 | 60.367 | 97.114 |
| | 493.995 | 1179.529 | 1245.875 | 1465.947 | 1607.969 | 1459.614 | 1288.562 | 810.740 | 355.572 | 139.379 | 264.561 |
| | 10.865 | 67.211 | 33.606 | 33.606 | 0.000 | 0.000 | | | | | |
| 2003 | 1 | 3 | 3 | 0 | 103.93 | 0.000 | 0.000 | 0.000 | 0.000 | 0.000 | 4.807 |
| | 0.000 | 0.000 | 0.000 | 0.000 | 0.000 | 5.144 | 23.214 | 78.323 | 150.584 | 261.278 | 234.888 |
| | 244.483 | 191.351 | 126.404 | 93.086 | 86.946 | 35.885 | 27.811 | 0.000 | 0.000 | 0.000 | 0.000 |
| | 0.000 | 0.000 | 0.000 | 0.000 | 0.000 | 0.000 | 0.000 | 0.000 | 0.000 | 7.871 | 0.000 |
| | 5.144 | 72.387 | 168.593 | 215.589 | 334.387 | 291.310 | 208.217 | 110.898 | 84.999 | 0.000 | 4.833 |
| | 0.000 | 7.871 | 0.000 | 0.000 | 0.000 | 0.000 | | | | | |
| 2004 | 1 | 3 | 3 | 0 | 138.75 | 0.000 | 0.000 | 0.000 | 0.000 | 0.000 | 10.667 |
| | 0.000 | 14.223 | 10.667 | 27.829 | 24.171 | 28.864 | 134.152 | 304.713 | 237.593 | 243.806 | 267.041 |
| | 237.512 | 243.065 | 197.682 | 251.820 | 74.933 | 37.774 | 0.000 | 0.000 | 0.000 | 0.000 | 0.000 |
| | 0.000 | 0.000 | 0.000 | 0.000 | 0.000 | 0.000 | 0.000 | 21.334 | 0.000 | 3.247 | 105.185 |
| | 95.677 | 136.858 | 194.950 | 207.240 | 198.434 | 507.344 | 430.473 | 220.999 | 105.724 | 47.409 | 10.661 |
| | 27.698 | 10.667 | 0.000 | 0.000 | 0.000 | 0.000 | | | | | |
| 2005 | 1 | 3 | 3 | 0 | 184.91 | 0.000 | 0.000 | 0.000 | 0.000 | 0.000 | 0.772 |
| | 0.772 | 31.917 | 6.178 | 28.828 | 2.317 | 6.371 | 6.950 | 15.399 | 69.813 | 89.189 | 69.066 |
| | 255.265 | 285.847 | 170.106 | 182.332 | 117.239 | 58.419 | 31.100 | 0.000 | 0.000 | 4.334 | 0.000 |
| | 0.000 | 0.000 | 0.000 | 4.633 | 2.317 | 29.601 | 5.405 | 29.601 | 3.089 | 28.828 | 9.282 |
| | 11.599 | 14.688 | 31.663 | 108.230 | 190.517 | 487.127 | 302.749 | 200.294 | 84.082 | 28.613 | 3.089 |
| | 8.022 | 0.000 | 0.000 | 0.000 | 0.000 | 0.000 | | | | | |
| 2006 | 1 | 3 | 3 | 0 | 102.99 | 0.000 | 0.000 | 0.000 | 0.000 | 0.000 | 0.000 |
| | 4.349 | 6.249 | 3.125 | 10.239 | 9.645 | 28.339 | 10.377 | 49.044 | 51.394 | 46.119 | 57.771 |
| | 64.085 | 191.158 | 80.055 | 71.653 | 30.535 | 14.906 | 15.467 | 6.187 | 0.000 | 0.000 | 0.000 |
| | 0.000 | 0.000 | 0.000 | 0.000 | 0.000 | 0.000 | 3.458 | 0.000 | 0.000 | 3.437 | 3.458 |
| | 6.628 | 27.650 | 47.096 | 53.292 | 106.857 | 119.770 | 145.896 | 195.673 | 116.909 | 16.329 | 14.963 |
| | 6.788 | 3.486 | 0.000 | 0.000 | 0.000 | 0.000 | | | | | |
| # 2007 Washington trawl fleet (n=38) | | | | | | | | | | | |
| 1968 | 1 | 4 | 0 | 0 | 14.12 | 0.000 | 0.000 | 0.000 | 0.000 | 0.000 | 0.000 |
| | 0.000 | 0.000 | 0.000 | 0.000 | 0.000 | 0.000 | 104.085 | 38.004 | 226.321 | 832.678 | 1805.744 |
| | 1873.525 | 2314.542 | 2929.124 | 2288.164 | 1030.921 | 226.321 | 0.000 | 0.000 | 0.000 | 0.000 | 0.000 |
| | 0.000 | 0.000 | 0.000 | 0.000 | 0.000 | 0.000 | 0.000 | 0.000 | 0.000 | 0.000 | 0.000 |
| | 0.000 | 0.000 | 0.000 | 0.000 | 0.000 | 0.000 | 0.000 | 0.000 | 0.000 | 0.000 | 0.000 |
| | 0.000 | 0.000 | 0.000 | 0.000 | 0.000 | 0.000 | | | | | |
| 1969 | 1 | 4 | 0 | 0 | 14.12 | 0.000 | 0.000 | 0.000 | 0.000 | 0.000 | 0.000 |
| | 0.000 | 0.000 | 0.000 | 0.000 | 0.000 | 0.000 | 18.083 | 90.417 | 386.539 | 735.425 | 1168.734 |
| | 1878.545 | 2396.969 | 2178.432 | 1588.417 | 969.766 | 244.894 | 18.083 | 0.000 | 18.083 | 0.000 | 0.000 |
| | 0.000 | 0.000 | 0.000 | 0.000 | 0.000 | 0.000 | 0.000 | 0.000 | 0.000 | 0.000 | 0.000 |
| | 0.000 | 0.000 | 0.000 | 0.000 | 0.000 | 0.000 | 0.000 | 0.000 | 0.000 | 0.000 | 0.000 |
| | 0.000 | 0.000 | 0.000 | 0.000 | 0.000 | 0.000 | | | | | |
| 1970 | 1 | 4 | 0 | 0 | 7.06 | 0.000 | 0.000 | 0.000 | 0.000 | 0.000 | 0.000 |
| | 0.000 | 0.000 | 0.000 | 0.000 | 0.000 | 0.000 | 0.000 | 0.000 | 204.703 | 736.932 | 2006.092 |
| | 1228.219 | 1473.863 | 2374.558 | 1719.507 | 900.694 | 245.644 | 81.881 | 0.000 | 0.000 | 0.000 | 0.000 |
| | 0.000 | 0.000 | 0.000 | 0.000 | 0.000 | 0.000 | 0.000 | 0.000 | 0.000 | 0.000 | 0.000 |
| | 0.000 | 0.000 | 0.000 | 0.000 | 0.000 | 0.000 | 0.000 | 0.000 | 0.000 | 0.000 | 0.000 |
| | 0.000 | 0.000 | 0.000 | 0.000 | 0.000 | 0.000 | | | | | |
| 1971 | 1 | 4 | 0 | 0 | 56.48 | 0.000 | 0.000 | 0.000 | 0.000 | 0.000 | 0.000 |
| | 0.000 | 0.000 | 0.000 | 0.000 | 0.000 | 0.000 | 25.493 | 15.118 | 698.672 | 2224.221 | 6999.636 |
| | 11321.446 | 14441.291 | 14121.699 | 12357.950 | 5995.173 | 2521.231 | 373.407 | 6.235 | 0.000 | 6.235 | 0.000 |
| | 0.000 | 0.000 | 0.000 | 0.000 | 0.000 | 0.000 | 0.000 | 0.000 | 0.000 | 0.000 | 0.000 |
| | 0.000 | 0.000 | 0.000 | 0.000 | 0.000 | 0.000 | 0.000 | 0.000 | 0.000 | 0.000 | 0.000 |
| | 0.000 | 0.000 | 0.000 | 0.000 | 0.000 | 0.000 | | | | | |
| 1972 | 1 | 4 | 0 | 0 | 14.12 | 0.000 | 0.000 | 0.000 | 0.000 | 0.000 | 0.000 |
| | 0.000 | 0.000 | 0.000 | 0.000 | 0.000 | 0.000 | 0.000 | 0.000 | 108.600 | 434.400 | 1954.115 |
| | 4396.130 | 7330.157 | 5212.799 | 4564.854 | 1956.170 | 1250.156 | 0.000 | 0.000 | 0.000 | 0.000 | 0.000 |
| | 0.000 | 0.000 | 0.000 | 0.000 | 0.000 | 0.000 | 0.000 | 0.000 | 0.000 | 0.000 | 0.000 |
| | 0.000 | 0.000 | 0.000 | 0.000 | 0.000 | 0.000 | 0.000 | 0.000 | 0.000 | 0.000 | 0.000 |
| | 0.000 | 0.000 | 0.000 | 0.000 | 0.000 | 0.000 | | | | | |
| 1973 | 1 | 4 | 0 | 0 | 7.06 | 0.000 | 0.000 | 0.000 | 0.000 | 0.000 | 0.000 |
| | 0.000 | 0.000 | 0.000 | 0.000 | 0.000 | 18.303 | 0.000 | 0.000 | 36.606 | 91.516 | 384.366 |
| | 805.339 | 1153.099 | 677.217 | 640.611 | 219.638 | 164.728 | 18.303 | 0.000 | 0.000 | 0.000 | 0.000 |
| | 0.000 | 0.000 | 0.000 | 0.000 | 0.000 | 0.000 | 0.000 | 0.000 | 0.000 | 0.000 | 0.000 |
| | 0.000 | 0.000 | 0.000 | 0.000 | 0.000 | 0.000 | 0.000 | 0.000 | 0.000 | 0.000 | 0.000 |
| | 0.000 | 0.000 | 0.000 | 0.000 | 0.000 | 0.000 | | | | | |

| | | | | | | | | | | | |
|------|----------|----------|----------|----------|----------|----------|----------|-----------|-----------|-----------|----------|
| 1976 | 1 | 4 | 3 | 0 | 21.18 | 0.000 | 0.000 | 0.000 | 0.000 | 0.000 | 0.000 |
| | 0.000 | 0.000 | 0.000 | 1.008 | 0.000 | 3.023 | 0.000 | 6.046 | 86.268 | 343.811 | 931.058 |
| | 796.239 | 1838.937 | 2309.179 | 4016.321 | 3367.749 | 1844.658 | 887.294 | 126.756 | 204.962 | 0.000 | 0.000 |
| | 0.000 | 0.000 | 0.000 | 0.000 | 0.000 | 0.000 | 0.000 | 0.000 | 0.000 | 0.000 | 0.000 |
| | 1.008 | 3.023 | 9.070 | 344.819 | 1162.651 | 1691.521 | 3574.652 | 9669.922 | 13300.935 | 9859.485 | 1941.759 |
| 1977 | 459.482 | 0.000 | 1.008 | 0.000 | 0.000 | 0.000 | 0.000 | 0.000 | 0.000 | 0.000 | 0.000 |
| | 1 | 4 | 3 | 0 | 14.12 | 0.000 | 0.000 | 0.000 | 0.000 | 0.000 | 0.000 |
| | 0.000 | 0.000 | 0.000 | 0.000 | 0.000 | 0.000 | 0.000 | 0.000 | 33.108 | 33.108 | 108.279 |
| | 357.943 | 333.791 | 410.319 | 811.682 | 975.864 | 568.259 | 243.423 | 42.063 | 42.063 | 0.000 | 0.000 |
| | 0.000 | 0.000 | 0.000 | 0.000 | 0.000 | 0.000 | 0.000 | 0.000 | 0.000 | 0.000 | 16.554 |
| 1978 | 0.000 | 0.000 | 0.000 | 207.602 | 233.111 | 377.211 | 975.864 | 2103.970 | 3727.878 | 2050.781 | 832.307 |
| | 42.063 | 42.063 | 0.000 | 0.000 | 0.000 | 0.000 | 0.000 | 0.000 | 0.000 | 0.000 | 0.000 |
| | 1 | 4 | 3 | 0 | 35.3 | 0.000 | 0.000 | 0.000 | 0.000 | 0.000 | 0.000 |
| | 0.000 | 0.000 | 0.000 | 0.000 | 4.419 | 4.419 | 8.837 | 13.256 | 37.109 | 354.250 | 812.191 |
| | 1227.754 | 1256.701 | 1529.120 | 1585.175 | 1283.201 | 1008.062 | 363.237 | 115.907 | 0.000 | 0.000 | 0.000 |
| 1979 | 0.000 | 0.000 | 0.000 | 0.000 | 0.000 | 0.000 | 0.000 | 0.000 | 0.000 | 0.000 | 0.000 |
| | 0.000 | 8.837 | 17.675 | 259.606 | 442.456 | 1463.045 | 2897.746 | 3446.808 | 4816.816 | 3652.448 | 917.330 |
| | 378.096 | 0.000 | 0.000 | 25.650 | 0.000 | 0.000 | 0.000 | 0.000 | 0.000 | 0.000 | 0.000 |
| | 1 | 4 | 3 | 0 | 56.48 | 0.000 | 0.000 | 0.000 | 0.000 | 0.000 | 0.000 |
| | 0.000 | 0.000 | 0.000 | 0.000 | 0.000 | 34.895 | 0.000 | 515.372 | 496.375 | 998.847 | 2518.755 |
| 1980 | 2409.665 | 3833.332 | 1742.858 | 1843.348 | 1145.716 | 1036.302 | 825.716 | 20.444 | 0.000 | 0.000 | 0.000 |
| | 0.000 | 0.000 | 0.000 | 0.000 | 0.000 | 0.000 | 0.000 | 0.000 | 0.000 | 0.000 | 0.000 |
| | 0.000 | 246.780 | 17.447 | 958.533 | 1675.576 | 6724.120 | 6135.442 | 7048.722 | 8759.053 | 5719.057 | 2486.972 |
| | 129.184 | 0.000 | 0.000 | 0.000 | 0.000 | 0.000 | 0.000 | 0.000 | 0.000 | 0.000 | 0.000 |
| | 1 | 4 | 3 | 0 | 127.08 | 0.000 | 0.000 | 0.000 | 0.000 | 0.000 | 0.000 |
| 1981 | 197.856 | 0.000 | 197.856 | 31.514 | 625.082 | 427.226 | 521.769 | 903.344 | 2597.881 | 3704.160 | 4290.218 |
| | 3738.236 | 6563.053 | 7713.342 | 7701.902 | 4094.748 | 2073.082 | 1580.696 | 327.456 | 159.428 | 0.000 | 0.000 |
| | 0.000 | 0.000 | 0.000 | 0.000 | 0.000 | 0.000 | 0.000 | 0.000 | 0.000 | 0.000 | 260.885 |
| | 625.082 | 1708.905 | 2877.867 | 3689.800 | 4346.649 | 6969.248 | 7760.286 | 11343.321 | 13596.222 | 11141.158 | 4157.758 |
| | 1112.224 | 436.195 | 0.000 | 0.000 | 38.941 | 0.000 | 0.000 | 0.000 | 0.000 | 0.000 | 0.000 |
| 1982 | 1 | 4 | 3 | 0 | 127.08 | 0.000 | 0.000 | 0.000 | 0.000 | 0.000 | 0.000 |
| | 0.000 | 0.000 | 0.000 | 5.299 | 10.599 | 14.541 | 42.782 | 108.724 | 154.700 | 312.742 | 358.338 |
| | 450.688 | 545.602 | 1060.315 | 1241.733 | 637.714 | 302.818 | 215.344 | 78.870 | 28.205 | 0.000 | 0.000 |
| | 0.000 | 0.000 | 0.000 | 0.000 | 0.000 | 0.000 | 0.000 | 0.000 | 0.000 | 5.299 | 10.061 |
| | 24.613 | 39.835 | 236.931 | 412.858 | 503.982 | 636.692 | 971.332 | 1650.396 | 2094.412 | 1390.323 | 685.355 |
| 1983 | 190.354 | 75.473 | 0.000 | 0.000 | 0.000 | 0.000 | 0.000 | 0.000 | 0.000 | 0.000 | 0.000 |
| | 1 | 4 | 3 | 0 | 91.78 | 0.000 | 0.000 | 0.000 | 0.000 | 0.000 | 0.000 |
| | 0.000 | 0.000 | 0.000 | 24.886 | 0.000 | 328.546 | 43.122 | 202.863 | 557.287 | 1585.350 | 869.278 |
| | 926.152 | 1345.255 | 1221.470 | 2008.117 | 1128.658 | 641.997 | 136.741 | 44.692 | 17.475 | 5.032 | 0.000 |
| | 0.000 | 0.000 | 0.000 | 0.000 | 0.000 | 0.000 | 0.000 | 0.000 | 4.209 | 0.000 | 29.096 |
| 1984 | 102.623 | 39.920 | 442.944 | 1193.196 | 1940.341 | 1971.903 | 2377.540 | 2918.537 | 2252.714 | 1828.661 | 566.036 |
| | 419.091 | 110.787 | 0.000 | 0.000 | 0.000 | 0.000 | 0.000 | 0.000 | 0.000 | 0.000 | 0.000 |
| | 1 | 4 | 3 | 0 | 120.02 | 0.000 | 0.000 | 0.000 | 0.000 | 0.000 | 0.000 |
| | 0.000 | 0.000 | 0.000 | 43.912 | 165.137 | 247.407 | 367.088 | 1020.018 | 1715.425 | 2842.822 | 3647.473 |
| | 3476.488 | 3301.649 | 3060.912 | 4643.066 | 4229.710 | 1137.740 | 735.821 | 449.790 | 64.881 | 0.000 | 0.000 |
| 1985 | 0.000 | 0.000 | 0.000 | 0.000 | 0.000 | 0.000 | 0.000 | 0.000 | 20.393 | 84.769 | 269.560 |
| | 1061.569 | 1350.783 | 2080.169 | 2201.005 | 4388.296 | 4022.645 | 6836.583 | 5901.799 | 7087.699 | 4676.106 | 1300.412 |
| | 396.186 | 142.642 | 0.000 | 0.000 | 0.000 | 0.000 | 0.000 | 0.000 | 0.000 | 0.000 | 0.000 |
| | 1 | 4 | 3 | 0 | 120.02 | 0.000 | 0.000 | 0.000 | 0.000 | 0.000 | 0.000 |
| | 0.000 | 0.000 | 0.000 | 32.631 | 97.892 | 229.178 | 236.408 | 325.627 | 369.959 | 569.673 | 1328.340 |
| 1986 | 1775.337 | 1740.033 | 1547.440 | 3062.303 | 1635.041 | 1404.509 | 627.224 | 176.806 | 25.298 | 0.000 | 0.000 |
| | 0.000 | 0.000 | 0.000 | 0.000 | 0.000 | 0.000 | 0.000 | 0.000 | 0.000 | 66.685 | 168.482 |
| | 293.714 | 400.137 | 596.430 | 760.519 | 1374.774 | 2116.568 | 2997.191 | 4677.699 | 5316.577 | 4694.119 | 1861.550 |
| | 301.851 | 0.000 | 0.000 | 0.000 | 0.000 | 0.000 | 0.000 | 0.000 | 0.000 | 0.000 | 0.000 |
| | 1 | 4 | 3 | 0 | 127.08 | 0.000 | 0.000 | 0.000 | 0.000 | 0.000 | 0.000 |
| 1987 | 0.000 | 0.000 | 0.000 | 2.989 | 15.839 | 103.330 | 238.384 | 559.357 | 531.192 | 605.844 | 1490.291 |
| | 2030.809 | 2058.868 | 3694.619 | 3111.035 | 2832.487 | 1655.595 | 681.362 | 176.185 | 0.000 | 0.000 | 0.000 |
| | 0.000 | 0.000 | 0.000 | 0.000 | 0.000 | 0.000 | 0.000 | 0.000 | 2.989 | 16.735 | 8.966 |
| | 134.994 | 327.628 | 574.765 | 745.689 | 1028.635 | 2307.471 | 5325.174 | 5336.196 | 6305.292 | 2654.871 | 896.536 |
| | 331.726 | 66.706 | 0.000 | 0.000 | 0.000 | 0.000 | 0.000 | 0.000 | 0.000 | 0.000 | 0.000 |
| 1988 | 1 | 4 | 3 | 0 | 120.02 | 0.000 | 0.000 | 0.000 | 0.000 | 0.000 | 0.000 |
| | 0.000 | 0.000 | 0.000 | 35.285 | 32.496 | 56.564 | 317.902 | 494.064 | 810.430 | 1425.069 | 1827.439 |
| | 2162.542 | 2469.396 | 2173.539 | 2203.401 | 1389.945 | 628.182 | 387.079 | 85.347 | 12.121 | 0.000 | 0.000 |
| | 0.000 | 0.000 | 0.000 | 0.000 | 0.000 | 0.000 | 0.000 | 0.000 | 0.000 | 0.000 | 17.642 |
| | 114.467 | 298.140 | 595.463 | 1519.995 | 2483.161 | 3714.314 | 3509.131 | 4297.254 | 2672.789 | 1361.153 | 936.321 |
| 1989 | 394.696 | 71.085 | 19.863 | 0.000 | 0.000 | 0.000 | 0.000 | 0.000 | 0.000 | 0.000 | 0.000 |
| | 1 | 4 | 3 | 0 | 176.5 | 0.000 | 0.000 | 0.000 | 0.000 | 0.000 | 0.000 |
| | 0.000 | 0.000 | 0.000 | 28.077 | 32.720 | 75.542 | 238.493 | 321.462 | 833.518 | 1530.834 | 2950.135 |
| | 2330.603 | 4218.695 | 4258.030 | 3938.331 | 3673.934 | 2095.398 | 811.689 | 591.427 | 0.000 | 0.000 | 0.000 |
| | 0.000 | 0.000 | 0.000 | 0.000 | 0.000 | 0.000 | 0.000 | 0.000 | 0.000 | 0.000 | 140.982 |

| | | | | | | | | | | | |
|------|----------|----------|----------|----------|----------|----------|----------|----------|----------|----------|----------|
| | 177.379 | 249.819 | 557.568 | 758.980 | 3345.156 | 4763.938 | 4288.003 | 5709.554 | 3956.157 | 3728.052 | 843.278 |
| 1988 | 493.721 | 37.343 | 5.002 | 0.000 | 0.000 | 0.000 | 0.000 | 0.000 | 0.000 | 0.000 | 0.000 |
| | 1 | 4 | 3 | 0 | 134.14 | 0.000 | 0.000 | 0.000 | 0.000 | 0.000 | 0.000 |
| | 0.000 | 0.000 | 3.460 | 17.731 | 80.829 | 45.926 | 243.570 | 96.744 | 304.190 | 714.261 | 999.777 |
| | 2523.393 | 2094.367 | 2206.616 | 2014.405 | 2461.060 | 1696.944 | 822.223 | 473.125 | 125.072 | 21.110 | 0.000 |
| | 0.000 | 0.000 | 0.000 | 0.000 | 0.000 | 0.000 | 0.000 | 0.000 | 0.000 | 13.770 | 22.969 |
| | 65.405 | 253.439 | 130.450 | 383.261 | 1050.815 | 2459.113 | 2934.398 | 3182.969 | 3479.590 | 2729.951 | 1551.980 |
| | 237.927 | 323.413 | 0.000 | 0.000 | 0.000 | 0.000 | 0.000 | 0.000 | 0.000 | 0.000 | 0.000 |
| 1989 | 1 | 4 | 3 | 0 | 127.08 | 0.000 | 0.000 | 0.000 | 0.000 | 0.000 | 0.000 |
| | 0.000 | 0.000 | 0.000 | 53.174 | 88.492 | 116.308 | 289.100 | 372.638 | 881.412 | 1513.833 | 1878.578 |
| | 3642.322 | 3246.403 | 2851.711 | 1747.321 | 1451.045 | 930.003 | 524.341 | 24.538 | 8.420 | 0.000 | 0.000 |
| | 0.000 | 0.000 | 0.000 | 0.000 | 0.000 | 0.000 | 0.000 | 0.000 | 0.000 | 22.857 | 16.190 |
| | 198.857 | 343.503 | 438.646 | 1720.645 | 2983.983 | 3468.546 | 4565.652 | 5343.947 | 4305.480 | 2391.239 | 601.283 |
| | 310.756 | 0.000 | 6.230 | 0.000 | 0.000 | 0.000 | 0.000 | 0.000 | 0.000 | 0.000 | 0.000 |
| 1990 | 1 | 4 | 3 | 0 | 120.02 | 0.000 | 0.000 | 0.000 | 0.000 | 0.000 | 0.000 |
| | 0.000 | 0.000 | 0.000 | 8.864 | 4.432 | 26.592 | 112.955 | 197.503 | 1124.477 | 762.708 | 2733.743 |
| | 3408.024 | 3979.719 | 3121.514 | 2249.299 | 2550.504 | 988.332 | 390.145 | 176.454 | 0.000 | 0.000 | 0.000 |
| | 0.000 | 0.000 | 0.000 | 0.000 | 0.000 | 0.000 | 0.000 | 0.000 | 39.716 | 13.296 | 22.160 |
| | 130.526 | 476.762 | 865.413 | 1659.118 | 2518.488 | 4321.956 | 5053.284 | 5045.810 | 3552.408 | 1720.371 | 1363.853 |
| | 100.939 | 0.000 | 0.000 | 0.000 | 0.000 | 0.000 | 0.000 | 0.000 | 0.000 | 0.000 | 0.000 |
| 1991 | 1 | 4 | 3 | 0 | 155.32 | 0.000 | 0.000 | 0.000 | 0.000 | 0.000 | 0.000 |
| | 0.000 | 0.000 | 0.000 | 0.000 | 0.000 | 132.032 | 113.271 | 954.080 | 602.738 | 1829.870 | 3195.848 |
| | 4568.224 | 3884.806 | 4384.573 | 4207.931 | 2604.531 | 2467.894 | 706.180 | 9.774 | 74.582 | 0.000 | 0.000 |
| | 0.000 | 0.000 | 0.000 | 0.000 | 0.000 | 0.000 | 0.000 | 0.000 | 0.000 | 0.000 | 4.538 |
| | 75.092 | 336.273 | 1085.855 | 2486.687 | 2889.712 | 6601.191 | 8277.912 | 9176.603 | 7461.456 | 4147.401 | 1276.834 |
| | 502.043 | 74.582 | 0.000 | 0.000 | 3.321 | 0.000 | 0.000 | 0.000 | 0.000 | 0.000 | 0.000 |
| 1992 | 1 | 4 | 3 | 0 | 141.2 | 0.000 | 0.000 | 0.000 | 0.000 | 0.000 | 0.000 |
| | 0.000 | 19.331 | 0.000 | 65.605 | 167.228 | 413.396 | 593.861 | 898.962 | 1686.336 | 1954.679 | 1933.381 |
| | 2827.834 | 3725.351 | 3291.025 | 3724.332 | 3757.101 | 2063.323 | 1296.034 | 55.827 | 134.573 | 0.000 | 0.000 |
| | 0.000 | 0.000 | 0.000 | 0.000 | 0.000 | 0.000 | 0.000 | 0.000 | 15.040 | 15.226 | 108.965 |
| | 225.978 | 604.399 | 1410.847 | 3039.418 | 3430.809 | 4193.906 | 7117.286 | 7542.803 | 4968.539 | 3774.365 | 1218.769 |
| | 5.845 | 0.000 | 0.000 | 0.000 | 0.000 | 0.000 | 0.000 | 0.000 | 0.000 | 0.000 | 0.000 |
| 1993 | 1 | 4 | 3 | 0 | 120.02 | 0.000 | 0.000 | 0.000 | 0.000 | 0.000 | 0.000 |
| | 0.000 | 1.174 | 0.000 | 0.000 | 145.991 | 55.140 | 339.713 | 1015.904 | 1258.626 | 1583.087 | 1731.309 |
| | 1730.824 | 1129.471 | 1365.677 | 554.052 | 565.490 | 200.104 | 1.184 | 1.184 | 0.000 | 0.000 | 0.000 |
| | 0.000 | 0.000 | 0.000 | 0.000 | 0.000 | 0.000 | 0.000 | 0.000 | 1.998 | 1.998 | 86.438 |
| | 280.548 | 1017.158 | 1047.291 | 2009.383 | 2190.674 | 1956.893 | 1933.797 | 893.195 | 471.622 | 185.563 | 91.737 |
| | 0.000 | 0.000 | 0.000 | 0.000 | 0.000 | 0.000 | 0.000 | 0.000 | 0.000 | 0.000 | 0.000 |
| 1994 | 1 | 4 | 3 | 0 | 105.9 | 0.000 | 0.000 | 0.000 | 0.000 | 0.000 | 0.000 |
| | 0.000 | 0.000 | 25.065 | 25.065 | 119.353 | 173.235 | 498.026 | 347.428 | 999.240 | 1403.804 | 1148.810 |
| | 1693.197 | 784.059 | 1287.478 | 714.886 | 581.939 | 480.321 | 90.763 | 59.231 | 0.000 | 0.000 | 0.000 |
| | 0.000 | 0.000 | 0.000 | 0.000 | 0.000 | 0.000 | 0.000 | 0.000 | 1.759 | 37.138 | 290.499 |
| | 209.174 | 450.722 | 769.290 | 1102.292 | 2358.564 | 1672.643 | 2080.482 | 1350.925 | 1409.134 | 622.703 | 255.417 |
| | 3.862 | 0.000 | 0.000 | 0.000 | 0.000 | 0.000 | 0.000 | 0.000 | 0.000 | 0.000 | 0.000 |
| 1995 | 1 | 4 | 3 | 0 | 155.32 | 0.000 | 0.000 | 0.000 | 0.000 | 0.000 | 0.000 |
| | 0.000 | 0.000 | 13.626 | 21.888 | 42.826 | 155.416 | 184.139 | 260.684 | 505.212 | 510.585 | 547.770 |
| | 837.511 | 612.709 | 348.875 | 195.276 | 120.347 | 19.413 | 41.192 | 2.565 | 0.000 | 1.809 | 0.000 |
| | 0.000 | 0.000 | 0.000 | 0.000 | 0.000 | 0.000 | 6.813 | 6.813 | 11.023 | 45.444 | 60.663 |
| | 166.635 | 330.332 | 438.269 | 642.684 | 938.887 | 754.765 | 465.388 | 432.425 | 216.576 | 77.676 | 34.031 |
| | 0.000 | 31.708 | 0.000 | 0.000 | 0.000 | 0.000 | 0.000 | 0.000 | 0.000 | 0.000 | 0.000 |
| 1996 | 1 | 4 | 3 | 0 | 105.9 | 0.000 | 0.000 | 0.000 | 0.000 | 0.000 | 0.000 |
| | 0.000 | 11.263 | 23.895 | 17.558 | 46.323 | 69.688 | 100.866 | 143.980 | 152.860 | 246.662 | 253.588 |
| | 316.023 | 382.446 | 576.702 | 381.673 | 210.927 | 40.580 | 18.140 | 3.449 | 0.000 | 0.000 | 0.000 |
| | 0.000 | 0.000 | 0.000 | 0.000 | 0.000 | 0.000 | 1.969 | 16.569 | 9.477 | 20.321 | 31.888 |
| | 122.682 | 138.799 | 201.275 | 244.161 | 512.928 | 684.214 | 513.045 | 443.938 | 500.053 | 168.263 | 80.697 |
| | 0.000 | 0.000 | 8.188 | 0.000 | 0.000 | 0.000 | 0.000 | 0.000 | 0.000 | 0.000 | 0.000 |
| 1997 | 1 | 4 | 3 | 0 | 120.02 | 0.000 | 0.000 | 0.000 | 0.000 | 0.000 | 0.000 |
| | 0.000 | 0.000 | 0.000 | 1.161 | 43.012 | 86.023 | 161.666 | 168.856 | 281.573 | 561.911 | 1121.116 |
| | 704.254 | 806.316 | 955.923 | 710.574 | 304.057 | 252.957 | 95.198 | 14.749 | 0.000 | 0.000 | 0.000 |
| | 0.000 | 0.000 | 0.000 | 0.000 | 0.000 | 0.000 | 0.000 | 0.000 | 40.691 | 40.691 | 47.718 |
| | 333.713 | 172.561 | 310.326 | 929.052 | 955.761 | 1403.580 | 911.236 | 1101.395 | 766.225 | 214.752 | 62.384 |
| | 14.749 | 0.000 | 0.000 | 0.000 | 0.000 | 0.000 | 0.000 | 0.000 | 0.000 | 0.000 | 0.000 |
| 1998 | 1 | 4 | 3 | 0 | 141.61 | 0.000 | 0.000 | 0.000 | 0.000 | 0.000 | 0.000 |
| | 0.000 | 0.000 | 0.000 | 201.351 | 9.389 | 71.792 | 158.772 | 203.049 | 523.069 | 761.094 | 831.782 |
| | 778.245 | 685.331 | 676.433 | 411.148 | 463.548 | 137.832 | 45.995 | 0.000 | 36.865 | 0.000 | 0.000 |
| | 0.000 | 0.000 | 0.000 | 0.000 | 0.000 | 0.000 | 0.000 | 0.000 | 15.560 | 35.388 | 76.959 |
| | 296.725 | 256.734 | 553.538 | 764.909 | 722.775 | 934.879 | 1380.343 | 585.381 | 312.343 | 222.569 | 78.751 |
| | 8.665 | 0.000 | 0.000 | 0.000 | 0.000 | 0.000 | 0.000 | 0.000 | 0.000 | 0.000 | 0.000 |
| 1999 | 1 | 4 | 3 | 0 | 120.534 | 0.000 | 0.000 | 0.000 | 0.000 | 0.000 | 0.000 |
| | 0.000 | 4.915 | 12.006 | 1.779 | 33.232 | 58.200 | 87.069 | 59.032 | 125.859 | 179.031 | 415.199 |

| | | | | | | | | | | | |
|--|------------|------------|------------|-----------|-----------|-----------|-----------|----------|----------|-----------|-----------|
| | 386.455 | 212.276 | 507.216 | 343.535 | 361.064 | 201.140 | 24.138 | 0.000 | 0.000 | 0.000 | 1.821 |
| | 0.000 | 0.000 | 0.000 | 0.000 | 0.000 | 0.000 | 1.088 | 0.000 | 0.000 | 34.497 | 55.505 |
| | 113.264 | 92.731 | 198.116 | 330.745 | 295.913 | 500.312 | 775.089 | 638.619 | 523.905 | 108.118 | 24.862 |
| | 11.499 | 17.417 | 0.000 | 0.000 | 0.000 | 0.000 | | | | | |
| 2000 | 1 | 4 | 3 | 0 | 38.602 | 0.000 | 0.000 | 0.000 | 0.000 | 0.000 | 0.000 |
| | 0.000 | 0.000 | 0.000 | 1.481 | 4.205 | 4.690 | 8.643 | 12.707 | 16.409 | 8.126 | 22.247 |
| | 18.609 | 21.784 | 14.554 | 4.205 | 7.264 | 1.012 | 5.065 | 0.000 | 0.000 | 0.000 | 0.000 |
| | 0.000 | 0.000 | 0.000 | 0.000 | 0.000 | 0.000 | 0.000 | 0.000 | 2.158 | 0.000 | 6.556 |
| | 3.871 | 8.643 | 24.919 | 15.925 | 23.617 | 30.244 | 40.264 | 19.303 | 7.055 | 2.082 | 0.593 |
| | 1.012 | 0.000 | 0.000 | 0.000 | 0.000 | 0.000 | | | | | |
| 2001 | 1 | 4 | 3 | 0 | 57.16 | 0.000 | 0.000 | 0.000 | 0.000 | 0.000 | 0.000 |
| | 0.000 | 0.000 | 0.000 | 0.000 | 0.000 | 4.606 | 26.627 | 28.342 | 44.598 | 86.517 | 154.969 |
| | 1085.183 | 213.889 | 264.800 | 153.320 | 976.554 | 118.618 | 20.205 | 0.000 | 5.386 | 0.000 | 0.000 |
| | 0.000 | 0.000 | 0.000 | 0.000 | 0.000 | 0.000 | 0.000 | 0.000 | 0.000 | 0.000 | 845.704 |
| | 23.467 | 1722.602 | 3349.163 | 1767.405 | 1014.791 | 569.248 | 1275.507 | 379.867 | 1175.550 | 50.445 | 66.011 |
| | 0.000 | 22.930 | 0.000 | 0.000 | 0.000 | 0.000 | | | | | |
| 2002 | 1 | 4 | 3 | 0 | 133.22 | 0.000 | 0.000 | 0.000 | 0.000 | 0.000 | 0.000 |
| | 0.000 | 0.000 | 0.000 | 0.000 | 0.000 | 4760.725 | 76.678 | 382.587 | 698.354 | 529.567 | 610.813 |
| | 647.100 | 1288.210 | 815.705 | 714.979 | 658.795 | 633.708 | 139.060 | 23.450 | 7.235 | 7.235 | 0.000 |
| | 0.000 | 0.000 | 0.000 | 0.000 | 0.000 | 0.000 | 0.000 | 0.000 | 0.000 | 64.821 | 8.564 |
| | 202.171 | 138.602 | 627.150 | 901.287 | 1177.039 | 1888.291 | 2010.841 | 2381.146 | 546.612 | 294.483 | 6.186 |
| | 17.677 | 17.712 | 0.000 | 0.000 | 0.000 | 0.000 | | | | | |
| 2003 | 1 | 4 | 3 | 0 | 80.888 | 0.000 | 0.000 | 0.000 | 0.000 | 0.000 | 0.000 |
| | 0.000 | 0.000 | 0.000 | 0.000 | 17.774 | 42.147 | 67.792 | 166.407 | 122.911 | 210.273 | 163.433 |
| | 171.293 | 147.393 | 175.810 | 189.061 | 154.536 | 160.934 | 55.358 | 40.396 | 0.000 | 0.000 | 0.000 |
| | 0.000 | 0.000 | 0.000 | 0.000 | 0.000 | 0.000 | 0.000 | 0.000 | 0.000 | 0.000 | 43.628 |
| | 63.018 | 51.325 | 175.251 | 172.118 | 315.236 | 201.423 | 279.570 | 207.985 | 80.832 | 79.032 | 41.444 |
| | 27.617 | 10.878 | 0.000 | 0.000 | 0.000 | 0.000 | | | | | |
| 2004 | 1 | 4 | 3 | 0 | 141.212 | 0.000 | 0.000 | 0.000 | 0.000 | 0.000 | 0.000 |
| | 22.549 | 0.000 | 45.255 | 0.000 | 4.001 | 71.317 | 153.904 | 149.813 | 133.328 | 120.944 | 163.076 |
| | 211.818 | 187.100 | 284.776 | 197.177 | 329.619 | 96.333 | 66.136 | 71.288 | 20.118 | 10.735 | 7.761 |
| | 0.000 | 0.000 | 0.000 | 0.000 | 0.000 | 0.000 | 0.000 | 0.000 | 0.000 | 0.000 | 34.251 |
| | 57.292 | 66.020 | 23.867 | 153.645 | 418.862 | 291.695 | 448.754 | 243.589 | 152.704 | 80.884 | 67.623 |
| | 4.054 | 11.274 | 0.000 | 0.000 | 0.000 | 0.000 | | | | | |
| 2005 | 1 | 4 | 3 | 0 | 268.854 | 0.000 | 0.000 | 0.000 | 0.000 | 0.000 | 0.000 |
| | 0.000 | 0.000 | 0.000 | 0.000 | 5.380 | 18.488 | 101.538 | 173.767 | 390.485 | 759.734 | 776.820 |
| | 806.680 | 823.271 | 680.170 | 784.293 | 673.466 | 222.238 | 218.663 | 132.812 | 92.461 | 34.972 | 5.380 |
| | 0.000 | 0.000 | 0.000 | 0.000 | 0.000 | 0.000 | 0.000 | 0.000 | 0.000 | 0.000 | 5.380 |
| | 28.808 | 108.232 | 252.587 | 375.149 | 545.531 | 794.508 | 1020.845 | 1269.697 | 848.480 | 677.878 | 275.131 |
| | 159.960 | 160.463 | 53.264 | 63.990 | 3.459 | 0.000 | | | | | |
| 2006 | 1 | 4 | 3 | 0 | 120.974 | 0.000 | 0.000 | 0.000 | 0.000 | 0.000 | 3.720 |
| | 8.249 | 7.845 | 7.441 | 28.904 | 61.633 | 83.406 | 82.380 | 93.861 | 94.780 | 93.470 | 90.799 |
| | 1028.732 | 657.924 | 869.465 | 922.558 | 1007.959 | 27.059 | 8.676 | 29.906 | 0.000 | 0.000 | 0.000 |
| | 0.000 | 0.000 | 0.000 | 0.000 | 0.000 | 8.249 | 4.125 | 4.125 | 14.828 | 30.286 | 41.306 |
| | 82.516 | 444.543 | 140.506 | 74.676 | 96.793 | 671.425 | 119.801 | 675.463 | 339.552 | 300.103 | 24.521 |
| | 16.786 | 5.462 | 5.293 | 0.000 | 0.000 | 0.000 | | | | | |
| # 2007 California South non-trawl fleet (n=23) | | | | | | | | | | | |
| 1978 | 1 | 5 | 0 | 0 | 1.138 | 0 | 0 | 0 | 0 | 0 | 0 |
| | 0 | 0 | 0 | 0 | 0 | 0 | 0 | 0 | 0 | 0 | 0 |
| | 0 | 0 | 155.769231 | 0 | 0 | 0 | 0 | 0 | 0 | 0 | 0 |
| | 0 | 0 | 0 | 0 | 0 | 0 | 0 | 0 | 0 | 0 | 0 |
| | 0 | 0 | 0 | 0 | 0 | 0 | 0 | 0 | 0 | 0 | 0 |
| | 0 | 0 | 0 | 0 | 0 | 0 | 0 | 0 | 0 | 0 | 0 |
| 1979 | 1 | 5 | 0 | 0 | 2.38 | 0 | 0 | 0 | 0 | 0 | 0 |
| | 0 | 0 | 0 | 0 | 0 | 0 | 0 | 0 | 0 | 0 | 5.102041 |
| | 10.204082 | 5.102041 | 15.306123 | 10.204082 | 5.102041 | 0 | 0 | 0 | 0 | 0 | 0 |
| | 0 | 0 | 0 | 0 | 0 | 0 | 0 | 0 | 0 | 0 | 0 |
| | 0 | 0 | 0 | 0 | 0 | 0 | 0 | 0 | 0 | 0 | 0 |
| | 0 | 0 | 0 | 0 | 0 | 0 | 0 | 0 | 0 | 0 | 0 |
| 1980 | 1 | 5 | 0 | 0 | 8.14 | 0 | 0 | 0 | 0 | 0 | 0 |
| | 0 | 0 | 0 | 0 | 0 | 0 | 0 | 0 | 0 | 0 | 14.423077 |
| | 19.23077 | 128.344231 | 17.528667 | 28.547539 | 1.552795 | 12.720975 | 9.615385 | 4.807692 | 0 | 0 | 0 |
| | 0 | 0 | 0 | 0 | 0 | 0 | 0 | 0 | 0 | 0 | 0 |
| | 0 | 0 | 0 | 0 | 0 | 0 | 0 | 0 | 0 | 0 | 0 |
| | 0 | 0 | 0 | 0 | 0 | 0 | 0 | 0 | 0 | 0 | 0 |
| 1985 | 1 | 5 | 0 | 0 | 8.416 | 0 | 0 | 0 | 0 | 0 | 0 |
| | 0 | 0 | 0 | 0 | 2.172185 | 0 | 4.344371 | 0 | 99.14279 | 39.355556 | 79.893617 |
| | 118.391963 | | 117.853901 | | 39.787234 | 39.893617 | 39.355556 | 0 | 0 | 0 | 0 |
| | 0 | 0 | 0 | 0 | 0 | 0 | 0 | 0 | 0 | 0 | 0 |

| | | | | | | | | | | | |
|------|------------|------------|------------|------------|------------|------------|------------|------------|------------|------------|-----------|
| | 0 | 0 | 0 | 0 | 0 | 0 | 0 | 0 | 0 | 0 | 0 |
| | 0 | 0 | 0 | 0 | 0 | 0 | 0 | 0 | 0 | 0 | 0 |
| 1986 | 1 | 5 | 0 | 0 | 42.8 | 0 | 0 | 0 | 0 | 0 | 0 |
| | 0 | 0 | 0 | 0 | 35.122195 | 88.536521 | 85.652273 | 88.53637 | 140.140043 | | 202.02677 |
| | 102.894765 | | 90.543284 | 48.272934 | 8.788462 | 28.683644 | 0 | 4.267677 | 0 | 0 | 0 |
| | 0 | 0 | 0 | 0 | 0 | 0 | 0 | 0 | 0 | 0 | 0 |
| | 0 | 0 | 0 | 0 | 0 | 0 | 0 | 0 | 0 | 0 | 0 |
| | 0 | 0 | 0 | 0 | 0 | 0 | 0 | 0 | 0 | 0 | 0 |
| 1987 | 1 | 5 | 0 | 0 | 30.56 | 0 | 0 | 0 | 0 | 14.103093 | 0 |
| | 0 | 0 | 0 | 0 | 0 | 242.091683 | | 268.485149 | | 266.77394 | |
| | 135.711547 | | 361.897354 | | 292.364077 | | 238.470094 | | 24.000978 | 50.449512 | 13.910795 |
| | 8.816178 | 0 | 0 | 3.113208 | 0 | 0 | 0 | 0 | 0 | 0 | 0 |
| | 0 | 0 | 0 | 0 | 0 | 0 | 0 | 0 | 0 | 0 | 0 |
| | 0 | 0 | 0 | 0 | 0 | 0 | 0 | 0 | 0 | 0 | 0 |
| 1988 | 1 | 5 | 0 | 0 | 25.972 | 0 | 0 | 0 | 0 | 0 | 0 |
| | 0 | 3.707071 | 0 | 3.707071 | 20.750373 | 46.277146 | 86.763573 | 55.235479 | 69.175557 | 259.0428 | |
| | 204.725494 | | 217.969255 | | 105.381908 | | 9.610526 | 0 | 0 | 0 | 0 |
| | 0 | 0 | 0 | 0 | 0 | 0 | 0 | 0 | 0 | 0 | 0 |
| | 0 | 0 | 0 | 0 | 0 | 0 | 0 | 0 | 0 | 0 | 0 |
| | 0 | 0 | 0 | 0 | 0 | 0 | 0 | 0 | 0 | 0 | 0 |
| 1989 | 1 | 5 | 0 | 0 | 72.54 | 0 | 0 | 0 | 0 | 0 | 0 |
| | 0 | 0 | 12.27 | 7.326733 | 74.27697 | 175.021397 | | 329.4444 | 479.535344 | | |
| | 466.563555 | | 359.872034 | | 208.215837 | | 365.635163 | | 197.286374 | | 58.407283 |
| | 112.627327 | 0 | 18.63531 | 0 | 0 | 0 | 0 | 0 | 0 | 0 | 0 |
| | 0 | 0 | 0 | 0 | 0 | 0 | 0 | 0 | 0 | 0 | 0 |
| | 0 | 0 | 0 | 0 | 0 | 0 | 0 | 0 | 0 | 0 | 0 |
| | 0 | 0 | 0 | 0 | 0 | 0 | 0 | 0 | 0 | 0 | 0 |
| 1990 | 1 | 5 | 0 | 0 | 30.592 | 0 | 0 | 0 | 0 | 0 | 0 |
| | 2.691589 | 0 | 8.737345 | 13.932535 | 22.158915 | 35.070509 | 97.287122 | 97.475343 | 247.187963 | | 93.303613 |
| | 83.571667 | 61.660194 | 0 | 0 | 0 | 0 | 0 | 0 | 0 | 0 | 0 |
| | 0 | 0 | 0 | 0 | 0 | 0 | 0 | 0 | 0 | 0 | 0 |
| | 0 | 0 | 0 | 0 | 0 | 0 | 0 | 0 | 0 | 0 | 0 |
| | 0 | 0 | 0 | 0 | 0 | 0 | 0 | 0 | 0 | 0 | 0 |
| 1991 | 1 | 5 | 0 | 0 | 17.97 | 0 | 0 | 0 | 0 | 0 | 0 |
| | 0 | 0 | 5.769231 | 9.202021 | 33.750067 | 46.010101 | 43.32427 | 58.124328 | 48.307573 | 43.980063 | 79.789828 |
| | 0 | 27.306593 | 5.731481 | 5.731481 | 0 | 15.673469 | 0 | 0 | 0 | 0 | 0 |
| | 0 | 0 | 0 | 0 | 0 | 0 | 0 | 0 | 0 | 0 | 0 |
| | 0 | 0 | 0 | 0 | 0 | 0 | 0 | 0 | 0 | 0 | 0 |
| | 0 | 0 | 0 | 0 | 0 | 0 | 0 | 0 | 0 | 0 | 0 |
| 1992 | 1 | 5 | 0 | 0 | 249.868 | 0 | 0 | 0 | 0 | 57.448721 | |
| | 176.465379 | | 555.044924 | | 679.8155 | 682.496865 | | 596.829185 | | 780.714735 | |
| | 529.549599 | | 503.663751 | | 295.236615 | | 99.649403 | 129.227127 | | 177.299372 | |
| | 58.866318 | 62.069737 | 70.536481 | 15.020164 | 6.961538 | 14.461538 | 6.961538 | 0 | 0 | 0 | 0 |
| | 0 | 0 | 0 | 0 | 0 | 0 | 0 | 0 | 0 | 0 | 0 |
| | 0 | 0 | 0 | 0 | 0 | 0 | 0 | 0 | 0 | 0 | 0 |
| | 0 | 0 | 0 | 0 | 0 | 0 | 0 | 0 | 0 | 0 | 0 |
| 1993 | 1 | 5 | 0 | 0 | 146.61 | 0 | 0 | 0 | 0 | 0 | 13.477234 |
| | 36.736276 | 73.577552 | 79.192808 | 70.005012 | 66.162799 | 111.929037 | | 327.779904 | | 139.084215 | |
| | 86.512829 | 31.826094 | 52.113691 | 5.616162 | 0 | 0 | 0 | 0 | 0 | 0 | 0 |
| | 0 | 0 | 0 | 0 | 0 | 0 | 0 | 0 | 0 | 0 | 0 |
| | 0 | 0 | 0 | 0 | 0 | 0 | 0 | 0 | 0 | 0 | 0 |
| | 0 | 0 | 0 | 0 | 0 | 0 | 0 | 0 | 0 | 0 | 0 |
| 1994 | 1 | 5 | 0 | 0 | 182.286 | 0 | 0 | 0 | 11.141304 | 27.84619 | 29.099068 |
| | 103.777175 | | 197.041855 | | 346.007909 | | 360.516803 | | 314.157782 | | |
| | 398.863659 | | 364.078038 | | 408.474339 | | 236.289254 | | 359.785115 | | |
| | 159.917557 | | 115.168451 | | 58.564862 | 21.801111 | 20.111111 | 0 | 0 | 0 | 0 |
| | 0 | 0 | 0 | 0 | 0 | 0 | 0 | 0 | 0 | 0 | 0 |
| | 0 | 0 | 0 | 0 | 0 | 0 | 0 | 0 | 0 | 0 | 0 |
| | 0 | 0 | 0 | 0 | 0 | 0 | 0 | 0 | 0 | 0 | 0 |
| 1995 | 1 | 5 | 0 | 0 | 96.78 | 0 | 0 | 0 | 0 | 7.68 | 13.88 |
| | 56.041667 | 60.323333 | 112.081667 | | 281.668744 | | 279.797857 | | 421.692824 | | |
| | 404.148721 | | 428.122229 | | 377.791066 | | 348.366747 | | 339.113769 | | |
| | 112.732995 | | 74.809516 | 126.780701 | | 12.884211 | 52.669828 | 2.346939 | 0 | 0 | 0 |
| | 0 | 0 | 0 | 0 | 0 | 0 | 0 | 0 | 0 | 0 | 0 |
| | 0 | 0 | 0 | 0 | 0 | 0 | 0 | 0 | 0 | 0 | 0 |
| | 0 | 0 | 0 | 0 | 0 | 0 | 0 | 0 | 0 | 0 | 0 |
| 1996 | 1 | 5 | 0 | 0 | 131.204 | 0 | 0 | 0 | 0 | 45.857143 | 84.062857 |
| | 68.574929 | 251.630323 | | 379.173798 | | 477.618965 | | 459.06708 | 501.780647 | | |
| | 478.718823 | | 388.259279 | | 496.245166 | | 494.646526 | | 361.967866 | | |

| | | | | | | | | | | | |
|--|------------|------------|---------|------------|---------|----------|-----------|-----------|--------|---------|---------|
| | 323.868918 | 190.728976 | | 117.457801 | | 10.52381 | 55.449222 | 28.252336 | 0 | 0 | |
| | 0 | 0 | 0 | 0 | 0 | 0 | 0 | 0 | 0 | 0 | |
| | 0 | 0 | 0 | 0 | 0 | 0 | 0 | 0 | 0 | 0 | |
| | 0 | 0 | 0 | 0 | 0 | 0 | 0 | 0 | 0 | 0 | |
| 1997 | 1 | 5 | 0 | 0 | 123.516 | 0 | 0 | 0 | 0 | 1 | |
| | 10 | 131 | 221 | 358 | 359 | 268 | 267 | 345 | 185 | 199 | 70 |
| | 49 | 18 | 2 | 25 | 0 | 0 | 0 | 0 | 0 | 0 | 0 |
| | 0 | 0 | 0 | 0 | 0 | 0 | 0 | 0 | 0 | 0 | 0 |
| | 0 | 0 | 0 | 0 | 0 | 0 | 0 | 0 | 0 | 0 | 0 |
| | 0 | 0 | 0 | 0 | 0 | 0 | 0 | 0 | 0 | 0 | 0 |
| 1998 | 1 | 5 | 0 | 0 | 47.836 | 0 | 0 | 0 | 0.000 | 0.000 | 0.000 |
| | 6.909 | 20.000 | 10.000 | 23.855 | 138.492 | 190.691 | 385.066 | 397.390 | 82.753 | 53.969 | 49.218 |
| | 2.360 | 0.000 | 0.000 | 5.520 | 0.000 | 0.000 | 0.000 | 0.000 | 0 | 0 | 0 |
| | 0 | 0 | 0 | 0 | 0 | 0 | 0 | 0 | 0 | 0 | 0 |
| | 0 | 0 | 0 | 0 | 0 | 0 | 0 | 0 | 0 | 0 | 0 |
| | 0 | 0 | 0 | 0 | 0 | 0 | 0 | 0 | 0 | 0 | 0 |
| 1999 | 1 | 5 | 0 | 0 | 32.042 | 0 | 0 | 0 | 0.000 | 0.000 | 3.983 |
| | 27.440 | 8.208 | 27.496 | 33.131 | 22.251 | 14.329 | 11.247 | 18.270 | 19.652 | 26.005 | 9.478 |
| | 0.000 | 0.000 | 0.000 | 0.000 | 0.000 | 0.000 | 0.000 | 0.000 | 0 | 0 | 0 |
| | 0 | 0 | 0 | 0 | 0 | 0 | 0 | 0 | 0 | 0 | 0 |
| | 0 | 0 | 0 | 0 | 0 | 0 | 0 | 0 | 0 | 0 | 0 |
| | 0 | 0 | 0 | 0 | 0 | 0 | 0 | 0 | 0 | 0 | 0 |
| 2001 | 1 | 5 | 0 | 0 | 8.45 | 0 | 0 | 0 | 1.387 | 1.387 | 0.000 |
| | 0.000 | 5.754 | 5.037 | 8.974 | 5.733 | 7.326 | 5.733 | 0.754 | 0.000 | 0.000 | 0.000 |
| | 0.000 | 0.000 | 0.000 | 0.000 | 0.000 | 0.000 | 0.000 | 0.000 | 0 | 0 | 0 |
| | 0 | 0 | 0 | 0 | 0 | 0 | 0 | 0 | 0 | 0 | 0 |
| | 0 | 0 | 0 | 0 | 0 | 0 | 0 | 0 | 0 | 0 | 0 |
| | 0 | 0 | 0 | 0 | 0 | 0 | 0 | 0 | 0 | 0 | 0 |
| 2003 | 1 | 5 | 0 | 0 | 2.276 | 0 | 0 | 0 | 0.000 | 0.000 | 0.000 |
| | 0.000 | 1.000 | 1.000 | 0.000 | 0.000 | 0.000 | 0.000 | 0.000 | 0.000 | 0.000 | 0.000 |
| | 0.000 | 0.000 | 0.000 | 0.000 | 0.000 | 0.000 | 0.000 | 0.000 | 0 | 0 | 0 |
| | 0 | 0 | 0 | 0 | 0 | 0 | 0 | 0 | 0 | 0 | 0 |
| | 0 | 0 | 0 | 0 | 0 | 0 | 0 | 0 | 0 | 0 | 0 |
| | 0 | 0 | 0 | 0 | 0 | 0 | 0 | 0 | 0 | 0 | 0 |
| 2004 | 1 | 5 | 0 | 0 | 29.834 | 0 | 0 | 0 | 0.000 | 10.250 | 37.350 |
| | 39.733 | 61.267 | 39.850 | 34.583 | 26.850 | 30.750 | 10.167 | 0.000 | 6.100 | 6.100 | 0.000 |
| | 0.000 | 0.000 | 0.000 | 0.000 | 0.000 | 1.000 | 0.000 | 0.000 | 0 | 0 | 0 |
| | 0 | 0 | 0 | 0 | 0 | 0 | 0 | 0 | 0 | 0 | 0 |
| | 0 | 0 | 0 | 0 | 0 | 0 | 0 | 0 | 0 | 0 | 0 |
| | 0 | 0 | 0 | 0 | 0 | 0 | 0 | 0 | 0 | 0 | 0 |
| 2005 | 1 | 5 | 0 | 0 | 7.518 | 0 | 0 | 0 | 0.000 | 0.000 | 0.000 |
| | 0.000 | 2.000 | 1.000 | 2.000 | 2.000 | 2.000 | 0.000 | 1.000 | 0.000 | 1.000 | 0.000 |
| | 0.000 | 0.000 | 0.000 | 0.000 | 0.000 | 0.000 | 0.000 | 0.000 | 0 | 0 | 0 |
| | 0 | 0 | 0 | 0 | 0 | 0 | 0 | 0 | 0 | 0 | 0 |
| | 0 | 0 | 0 | 0 | 0 | 0 | 0 | 0 | 0 | 0 | 0 |
| | 0 | 0 | 0 | 0 | 0 | 0 | 0 | 0 | 0 | 0 | 0 |
| 2006 | 1 | 5 | 0 | 0 | 23.178 | 0 | 0 | 0 | 1.000 | 0.000 | 19.324 |
| | 19.993 | 34.238 | 42.565 | 33.484 | 13.909 | 6.414 | 3.748 | 0.000 | 0.000 | 0.000 | 0.000 |
| | 1.000 | 0.000 | 0.000 | 0.000 | 0.000 | 0.000 | 0.000 | 0.000 | 0 | 0 | 0 |
| | 0 | 0 | 0 | 0 | 0 | 0 | 0 | 0 | 0 | 0 | 0 |
| | 0 | 0 | 0 | 0 | 0 | 0 | 0 | 0 | 0 | 0 | 0 |
| | 0 | 0 | 0 | 0 | 0 | 0 | 0 | 0 | 0 | 0 | 0 |
| # 2007 California North non-trawl fleet (n=20) | | | | | | | | | | | |
| 1981 | 1 | 6 | 0 | 0 | 1.69 | 0.000 | 0.000 | 0.000 | 0.000 | 0.000 | 0.000 |
| | 0.000 | 0.000 | 0.000 | 0.000 | 0.000 | 0.000 | 0.000 | 0.000 | 0.000 | 0.000 | 0.000 |
| | 70.080 | 140.160 | 0.000 | 70.080 | 70.080 | 0.000 | 0.000 | 0.000 | 0.000 | 0.000 | 0.000 |
| | 0.000 | 0.000 | 0.000 | 0.000 | 0.000 | 0.000 | 0.000 | 0.000 | 0.000 | 0.000 | 0.000 |
| | 0.000 | 0.000 | 0.000 | 0.000 | 0.000 | 0.000 | 0.000 | 0.000 | 0.000 | 0.000 | 0.000 |
| | 0.000 | 0.000 | 0.000 | 0.000 | 0.000 | 0.000 | 0.000 | 0.000 | 0.000 | 0.000 | 0.000 |
| 1982 | 1 | 6 | 0 | 0 | 9.24 | 0.000 | 0.000 | 0.000 | 0.000 | 0.000 | 0.000 |
| | 0.000 | 0.000 | 0.000 | 0.000 | 0.000 | 0.000 | 0.000 | 417.046 | 15.846 | 987.064 | 882.483 |
| | 1452.501 | 151.569 | 235.277 | 464.034 | 0.000 | 0.000 | 0.000 | 0.000 | 0.000 | 0.000 | 0.000 |
| | 0.000 | 0.000 | 0.000 | 0.000 | 0.000 | 0.000 | 0.000 | 0.000 | 0.000 | 0.000 | 0.000 |
| | 0.000 | 0.000 | 0.000 | 0.000 | 0.000 | 0.000 | 0.000 | 0.000 | 0.000 | 0.000 | 0.000 |
| | 0.000 | 0.000 | 0.000 | 0.000 | 0.000 | 0.000 | 0.000 | 0.000 | 0.000 | 0.000 | 0.000 |
| 1983 | 1 | 6 | 0 | 0 | 2.83 | 0.000 | 0.000 | 0.000 | 0.000 | 0.000 | 0.000 |
| | 0.000 | 0.000 | 0.000 | 7.079 | 24.845 | 0.000 | 14.158 | 0.000 | 0.000 | 17.765 | 0.000 |
| | 0.000 | 0.000 | 0.000 | 0.000 | 0.000 | 0.000 | 0.000 | 0.000 | 0.000 | 0.000 | 0.000 |
| | 0.000 | 0.000 | 0.000 | 0.000 | 0.000 | 0.000 | 0.000 | 0.000 | 0.000 | 0.000 | 0.000 |

| | | | | | | | | | | | |
|------|---------|---------|---------|---------|---------|---------|---------|---------|---------|---------|---------|
| | 0.000 | 0.000 | 0.000 | 0.000 | 0.000 | 0.000 | 0.000 | 0.000 | 0.000 | 0.000 | 0.000 |
| | 0.000 | 0.000 | 0.000 | 0.000 | 0.000 | 0.000 | | | | | |
| 1984 | 1 | 6 | 0 | 0 | 1.14 | 0.000 | 0.000 | 0.000 | 0.000 | 0.000 | 0.000 |
| | 0.000 | 0.000 | 0.000 | 0.000 | 18.535 | 0.000 | 0.000 | 0.000 | 0.000 | 0.000 | 0.000 |
| | 0.000 | 0.000 | 0.000 | 0.000 | 0.000 | 0.000 | 0.000 | 0.000 | 0.000 | 0.000 | 0.000 |
| | 0.000 | 0.000 | 0.000 | 0.000 | 0.000 | 0.000 | 0.000 | 0.000 | 0.000 | 0.000 | 0.000 |
| | 0.000 | 0.000 | 0.000 | 0.000 | 0.000 | 0.000 | 0.000 | 0.000 | 0.000 | 0.000 | 0.000 |
| | 0.000 | 0.000 | 0.000 | 0.000 | 0.000 | 0.000 | 0.000 | 0.000 | 0.000 | 0.000 | 0.000 |
| 1991 | 1 | 6 | 0 | 0 | 25.60 | 0.000 | 0.000 | 0.000 | 0.000 | 0.000 | 0.000 |
| | 0.000 | 15.605 | 25.102 | 16.096 | 50.694 | 74.278 | 88.011 | 141.983 | 138.892 | 27.645 | 67.149 |
| | 85.826 | 143.667 | 120.960 | 13.909 | 21.712 | 0.000 | 27.818 | 0.000 | 0.000 | 0.000 | 0.000 |
| | 0.000 | 0.000 | 0.000 | 0.000 | 0.000 | 0.000 | 0.000 | 0.000 | 0.000 | 0.000 | 0.000 |
| | 0.000 | 0.000 | 0.000 | 0.000 | 0.000 | 0.000 | 0.000 | 0.000 | 0.000 | 0.000 | 0.000 |
| | 0.000 | 0.000 | 0.000 | 0.000 | 0.000 | 0.000 | 0.000 | 0.000 | 0.000 | 0.000 | 0.000 |
| 1992 | 1 | 6 | 0 | 0 | 152.19 | 0.000 | 0.000 | 0.000 | 0.000 | 0.000 | 0.000 |
| | 14.640 | 54.689 | 140.879 | 129.079 | 218.686 | 305.756 | 449.891 | 622.561 | 419.241 | 396.772 | 573.629 |
| | 457.581 | 608.464 | 625.995 | 487.455 | 180.227 | 121.049 | 21.797 | 5.366 | 1.838 | 0.000 | 0.000 |
| | 0.000 | 0.000 | 0.000 | 0.000 | 0.000 | 0.000 | 0.000 | 0.000 | 0.000 | 0.000 | 0.000 |
| | 0.000 | 0.000 | 0.000 | 0.000 | 0.000 | 0.000 | 0.000 | 0.000 | 0.000 | 0.000 | 0.000 |
| 1993 | 1 | 6 | 0 | 0 | 202.66 | 0.000 | 0.000 | 0.000 | 0.000 | 39.252 | 42.253 |
| | 143.422 | 245.319 | 351.505 | 385.579 | 544.492 | 448.920 | 460.477 | 561.082 | 537.158 | 553.973 | 551.546 |
| | 538.886 | 281.341 | 143.749 | 162.796 | 70.734 | 52.494 | 7.908 | 0.000 | 0.000 | 0.000 | 0.000 |
| | 0.000 | 0.000 | 0.000 | 0.000 | 0.000 | 0.000 | 0.000 | 0.000 | 0.000 | 0.000 | 0.000 |
| | 0.000 | 0.000 | 0.000 | 0.000 | 0.000 | 0.000 | 0.000 | 0.000 | 0.000 | 0.000 | 0.000 |
| | 0.000 | 0.000 | 0.000 | 0.000 | 0.000 | 0.000 | 0.000 | 0.000 | 0.000 | 0.000 | 0.000 |
| 1994 | 1 | 6 | 0 | 0 | 249.58 | 0.000 | 0.000 | 0.000 | 0.000 | 0.000 | 10.455 |
| | 58.932 | 157.765 | 198.098 | 343.086 | 465.128 | 471.821 | 681.149 | 812.397 | 904.115 | 863.386 | 692.537 |
| | 494.980 | 443.115 | 359.383 | 444.154 | 90.914 | 82.388 | 2.920 | 2.000 | 0.000 | 0.000 | 0.000 |
| | 0.000 | 0.000 | 0.000 | 0.000 | 0.000 | 0.000 | 0.000 | 0.000 | 0.000 | 0.000 | 0.000 |
| | 0.000 | 0.000 | 0.000 | 0.000 | 0.000 | 0.000 | 0.000 | 0.000 | 0.000 | 0.000 | 0.000 |
| 1995 | 1 | 6 | 0 | 0 | 168.79 | 0.000 | 0.000 | 0.000 | 0.000 | 0.000 | 4.967 |
| | 68.671 | 115.859 | 272.873 | 326.421 | 393.972 | 481.528 | 392.515 | 303.636 | 295.934 | 216.465 | 203.654 |
| | 185.228 | 181.730 | 178.553 | 127.320 | 25.850 | 28.690 | 0.000 | 0.000 | 0.000 | 0.000 | 0.000 |
| | 0.000 | 0.000 | 0.000 | 0.000 | 0.000 | 0.000 | 0.000 | 0.000 | 0.000 | 0.000 | 0.000 |
| | 0.000 | 0.000 | 0.000 | 0.000 | 0.000 | 0.000 | 0.000 | 0.000 | 0.000 | 0.000 | 0.000 |
| 1996 | 1 | 6 | 0 | 0 | 166.62 | 0.000 | 0.000 | 0.000 | 3.060 | 8.074 | 33.708 |
| | 123.337 | 211.515 | 370.010 | 341.345 | 359.481 | 406.174 | 563.921 | 391.582 | 519.850 | 436.825 | 472.194 |
| | 532.126 | 585.326 | 267.354 | 135.712 | 63.777 | 28.693 | 9.564 | 0.000 | 0.000 | 0.000 | 0.000 |
| | 0.000 | 0.000 | 0.000 | 0.000 | 0.000 | 0.000 | 0.000 | 0.000 | 0.000 | 0.000 | 0.000 |
| | 0.000 | 0.000 | 0.000 | 0.000 | 0.000 | 0.000 | 0.000 | 0.000 | 0.000 | 0.000 | 0.000 |
| 1997 | 1 | 6 | 0 | 0 | 109.25 | 0.000 | 0.000 | 0.000 | 0.000 | 3.961 | 19.800 |
| | 13.860 | 26.849 | 77.854 | 160.787 | 226.902 | 320.700 | 322.333 | 208.149 | 207.819 | 103.785 | 83.153 |
| | 60.349 | 81.996 | 84.766 | 50.031 | 19.091 | 2.191 | 1.600 | 0.000 | 0.000 | 0.000 | 0.000 |
| | 0.000 | 0.000 | 0.000 | 0.000 | 0.000 | 0.000 | 0.000 | 0.000 | 0.000 | 0.000 | 0.000 |
| | 0.000 | 0.000 | 0.000 | 0.000 | 0.000 | 0.000 | 0.000 | 0.000 | 0.000 | 0.000 | 0.000 |
| 1998 | 1 | 6 | 0 | 0 | 50.57 | 0.000 | 0.000 | 0.000 | 0.000 | 0.000 | 0.000 |
| | 0.000 | 0.000 | 4.000 | 9.800 | 20.560 | 36.053 | 62.527 | 81.003 | 77.903 | 44.640 | 84.160 |
| | 53.343 | 83.170 | 54.587 | 35.520 | 15.110 | 20.663 | 5.870 | 0.000 | 0.000 | 0.000 | 0.000 |
| | 0.000 | 0.000 | 0.000 | 0.000 | 0.000 | 0.000 | 0.000 | 0.000 | 0.000 | 0.000 | 0.000 |
| | 0.000 | 0.000 | 0.000 | 0.000 | 0.000 | 0.000 | 0.000 | 0.000 | 0.000 | 0.000 | 0.000 |
| 1999 | 1 | 6 | 0 | 0 | 143.70 | 0.000 | 0.000 | 0.000 | 0.000 | 0.000 | 0.000 |
| | 4.708 | 26.667 | 36.282 | 57.677 | 116.000 | 144.400 | 144.248 | 121.300 | 77.040 | 28.400 | 15.760 |
| | 9.540 | 7.340 | 3.000 | 1.200 | 1.000 | 1.000 | 1.000 | 0.000 | 0.000 | 0.000 | 0.000 |
| | 0.000 | 0.000 | 0.000 | 0.000 | 0.000 | 0.000 | 0.000 | 0.000 | 0.000 | 0.000 | 0.000 |
| | 0.000 | 0.000 | 0.000 | 0.000 | 0.000 | 0.000 | 0.000 | 0.000 | 0.000 | 0.000 | 0.000 |
| 2000 | 1 | 6 | 0 | 0 | 36.42 | 0.000 | 0.000 | 0.000 | 0.000 | 2.387 | 0.000 |
| | 0.000 | 1.194 | 5.194 | 10.000 | 12.000 | 12.922 | 7.961 | 26.358 | 22.613 | 19.515 | 31.403 |
| | 15.608 | 8.777 | 7.010 | 1.000 | 0.000 | 0.000 | 0.000 | 0.000 | 1.194 | 0.000 | 1.194 |
| | 0.000 | 0.000 | 0.000 | 0.000 | 0.000 | 0.000 | 0.000 | 0.000 | 0.000 | 0.000 | 0.000 |
| | 0.000 | 0.000 | 0.000 | 0.000 | 0.000 | 0.000 | 0.000 | 0.000 | 0.000 | 0.000 | 0.000 |
| 2001 | 1 | 6 | 0 | 0 | 54.08 | 0.000 | 0.000 | 0.000 | 0.000 | 0.000 | 0.000 |
| | 0.000 | 1.000 | 5.260 | 7.520 | 23.560 | 20.891 | 16.111 | 14.800 | 23.847 | 35.369 | 48.937 |

| | | | | | | | | | | | |
|-------------------------------------|---------|---------|---------|---------|---------|---------|---------|---------|---------|----------|---------|
| | 36.639 | 28.111 | 20.240 | 6.714 | 4.160 | 5.610 | 2.900 | 0.000 | 0.000 | 0.000 | 0.000 |
| | 0.000 | 0.000 | 0.000 | 0.000 | 0.000 | 0.000 | 0.000 | 0.000 | 0.000 | 0.000 | 0.000 |
| | 0.000 | 0.000 | 0.000 | 0.000 | 0.000 | 0.000 | 0.000 | 0.000 | 0.000 | 0.000 | 0.000 |
| 2002 | 1 | 6 | 0 | 0 | 6.04 | 0.000 | 0.000 | 0.000 | 0.000 | 0.000 | 0.000 |
| | 0.000 | 0.000 | 0.000 | 4.000 | 0.000 | 7.000 | 1.000 | 8.000 | 1.000 | 0.000 | 1.000 |
| | 0.000 | 0.000 | 0.000 | 0.000 | 0.000 | 0.000 | 0.000 | 0.000 | 0.000 | 0.000 | 0.000 |
| | 0.000 | 0.000 | 0.000 | 0.000 | 0.000 | 0.000 | 0.000 | 0.000 | 0.000 | 0.000 | 0.000 |
| | 0.000 | 0.000 | 0.000 | 0.000 | 0.000 | 0.000 | 0.000 | 0.000 | 0.000 | 0.000 | 0.000 |
| | 0.000 | 0.000 | 0.000 | 0.000 | 0.000 | 0.000 | 0.000 | 0.000 | 0.000 | 0.000 | 0.000 |
| 2003 | 1 | 6 | 0 | 0 | 13.55 | 0.000 | 0.000 | 0.000 | 0.000 | 1.983 | 1.983 |
| | 0.000 | 0.000 | 1.983 | 12.387 | 12.387 | 11.898 | 17.821 | 8.983 | 1.983 | 3.966 | 1.983 |
| | 0.000 | 1.983 | 0.000 | 1.983 | 1.983 | 1.983 | 0.000 | 0.000 | 0.000 | 0.000 | 0.000 |
| | 0.000 | 0.000 | 0.000 | 0.000 | 0.000 | 0.000 | 0.000 | 0.000 | 0.000 | 0.000 | 0.000 |
| | 0.000 | 0.000 | 0.000 | 0.000 | 0.000 | 0.000 | 0.000 | 0.000 | 0.000 | 0.000 | 0.000 |
| 2004 | 1 | 6 | 0 | 0 | 74.05 | 0.000 | 0.000 | 0.000 | 0.000 | 3.000 | 1.000 |
| | 4.026 | 4.000 | 3.000 | 15.044 | 18.000 | 19.000 | 21.044 | 15.000 | 24.000 | 11.000 | 7.026 |
| | 4.000 | 7.000 | 5.000 | 3.000 | 1.000 | 2.000 | 0.000 | 0.000 | 0.000 | 0.000 | 0.000 |
| | 0.000 | 0.000 | 0.000 | 0.000 | 0.000 | 0.000 | 0.000 | 0.000 | 0.000 | 0.000 | 0.000 |
| | 0.000 | 0.000 | 0.000 | 0.000 | 0.000 | 0.000 | 0.000 | 0.000 | 0.000 | 0.000 | 0.000 |
| | 0.000 | 0.000 | 0.000 | 0.000 | 0.000 | 0.000 | 0.000 | 0.000 | 0.000 | 0.000 | 0.000 |
| 2005 | 1 | 6 | 0 | 0 | 46.39 | 0.000 | 0.000 | 0.000 | 3.000 | 4.000 | 1.000 |
| | 2.000 | 8.000 | 9.000 | 12.000 | 14.000 | 18.000 | 16.000 | 12.000 | 7.000 | 5.000 | 5.000 |
| | 4.000 | 2.000 | 0.000 | 1.000 | 2.000 | 0.000 | 0.000 | 0.000 | 1.000 | 0.000 | 0.000 |
| | 0.000 | 0.000 | 0.000 | 0.000 | 0.000 | 0.000 | 0.000 | 0.000 | 0.000 | 0.000 | 0.000 |
| | 0.000 | 0.000 | 0.000 | 0.000 | 0.000 | 0.000 | 0.000 | 0.000 | 0.000 | 0.000 | 0.000 |
| 2006 | 1 | 6 | 0 | 0 | 33.97 | 0.000 | 0.000 | 0.000 | 1.000 | 1.000 | 1.000 |
| | 4.000 | 5.000 | 2.000 | 11.000 | 21.000 | 25.000 | 19.000 | 19.000 | 7.000 | 1.000 | 3.000 |
| | 1.000 | 1.000 | 0.000 | 1.000 | 0.000 | 0.000 | 0.000 | 0.000 | 0.000 | 0.000 | 0.000 |
| | 0.000 | 0.000 | 0.000 | 0.000 | 0.000 | 0.000 | 0.000 | 0.000 | 0.000 | 0.000 | 0.000 |
| | 0.000 | 0.000 | 0.000 | 0.000 | 0.000 | 0.000 | 0.000 | 0.000 | 0.000 | 0.000 | 0.000 |
| # 2007 OR-WA non-trawl fleet (n=14) | | | | | | | | | | | |
| 1980 | 1 | 7 | 3 | 0 | 4.04 | 0.000 | 0.000 | 0.000 | 0.000 | 0.000 | 0.000 |
| | 0.000 | 0.000 | 0.000 | 0.000 | 0.000 | 0.000 | 0.000 | 0.000 | 0.000 | 0.000 | 0.000 |
| | 0.000 | 0.898 | 2.694 | 2.694 | 0.000 | 0.000 | 0.898 | 0.000 | 0.000 | 0.000 | 0.000 |
| | 0.000 | 0.000 | 0.000 | 0.000 | 0.000 | 0.000 | 0.000 | 0.000 | 0.000 | 0.000 | 0.000 |
| | 0.000 | 0.000 | 0.000 | 0.898 | 0.000 | 0.000 | 0.000 | 4.491 | 3.592 | 0.000 | 3.592 |
| | 0.000 | 0.000 | 0.000 | 0.000 | 0.000 | 0.000 | 0.000 | 0.000 | 0.000 | 0.000 | 0.000 |
| 1988 | 1 | 7 | 3 | 0 | 21.18 | 0.000 | 0.000 | 0.000 | 0.000 | 0.000 | 0.000 |
| | 0.000 | 0.000 | 0.000 | 0.000 | 0.000 | 0.000 | 0.000 | 0.000 | 0.000 | 89.134 | 177.891 |
| | 344.952 | 433.709 | 808.346 | 573.733 | 425.603 | 26.127 | 198.110 | 128.361 | 103.144 | 0.000 | 0.000 |
| | 0.000 | 0.000 | 0.000 | 0.000 | 0.000 | 0.000 | 0.000 | 0.000 | 0.000 | 0.000 | 0.000 |
| | 0.000 | 0.000 | 0.000 | 15.752 | 57.631 | 145.933 | 249.909 | 266.571 | 670.514 | 1027.201 | 526.473 |
| | 103.144 | 0.000 | 0.000 | 0.000 | 0.000 | 0.000 | 0.000 | 0.000 | 0.000 | 0.000 | 0.000 |
| 1990 | 1 | 7 | 3 | 0 | 7.06 | 0.000 | 0.000 | 0.000 | 0.000 | 0.000 | 0.000 |
| | 0.000 | 0.000 | 0.000 | 0.000 | 0.000 | 0.000 | 0.000 | 0.000 | 0.000 | 0.000 | 25.435 |
| | 101.742 | 76.306 | 203.483 | 254.354 | 228.918 | 228.918 | 76.306 | 25.435 | 0.000 | 0.000 | 0.000 |
| | 0.000 | 0.000 | 0.000 | 0.000 | 0.000 | 0.000 | 0.000 | 0.000 | 0.000 | 0.000 | 0.000 |
| | 0.000 | 0.000 | 0.000 | 0.000 | 50.871 | 76.306 | 203.483 | 152.612 | 432.401 | 279.789 | 127.177 |
| | 0.000 | 0.000 | 0.000 | 0.000 | 0.000 | 0.000 | 0.000 | 0.000 | 0.000 | 0.000 | 0.000 |
| 1996 | 1 | 7 | 3 | 0 | 6.11 | 0.000 | 0.000 | 0.000 | 0.000 | 0.000 | 0.000 |
| | 0.000 | 0.000 | 0.000 | 0.000 | 0.000 | 0.000 | 0.000 | 2.029 | 0.000 | 3.044 | 4.059 |
| | 5.073 | 2.029 | 3.044 | 0.000 | 0.000 | 0.000 | 0.000 | 0.000 | 0.000 | 0.000 | 0.000 |
| | 0.000 | 0.000 | 0.000 | 0.000 | 0.000 | 0.000 | 0.000 | 0.000 | 0.000 | 0.000 | 0.000 |
| | 0.000 | 2.029 | 1.015 | 2.029 | 4.059 | 1.015 | 1.015 | 3.044 | 2.029 | 1.015 | 0.000 |
| | 0.000 | 1.015 | 0.000 | 0.000 | 0.000 | 0.000 | 0.000 | 0.000 | 0.000 | 0.000 | 0.000 |
| 1997 | 1 | 7 | 3 | 0 | 77.66 | 0.000 | 0.000 | 0.000 | 0.000 | 0.000 | 0.000 |
| | 0.000 | 0.000 | 2.632 | 0.000 | 8.257 | 6.637 | 12.054 | 44.234 | 48.590 | 83.747 | 63.589 |
| | 32.941 | 81.483 | 41.605 | 33.193 | 36.578 | 20.011 | 19.371 | 5.436 | 0.000 | 0.000 | 0.000 |
| | 0.000 | 0.000 | 0.000 | 0.000 | 0.000 | 0.000 | 2.752 | 2.752 | 2.264 | 4.352 | 11.633 |
| | 22.462 | 62.896 | 78.738 | 102.397 | 75.465 | 59.806 | 69.282 | 73.443 | 82.031 | 59.036 | 75.930 |
| | 21.177 | 13.467 | 0.000 | 13.467 | 0.000 | 0.000 | 0.000 | 0.000 | 0.000 | 0.000 | 0.000 |
| 1998 | 1 | 7 | 3 | 0 | 54.23 | 0.000 | 0.000 | 0.000 | 0.000 | 0.000 | 0.000 |
| | 0.000 | 0.000 | 0.000 | 0.000 | 0.000 | 20.783 | 21.124 | 32.702 | 43.625 | 69.784 | 73.268 |
| | 20.062 | 55.367 | 7.348 | 9.580 | 6.086 | 25.679 | 0.000 | 0.000 | 0.000 | 0.000 | 0.000 |
| | 0.000 | 0.000 | 0.000 | 0.000 | 4.394 | 0.000 | 0.000 | 0.000 | 3.846 | 7.692 | 16.181 |

| | | | | | | | | | | | |
|---|---------|---------|---------|---------|---------|---------|---------|---------|---------|---------|---------|
| | 20.177 | 38.828 | 52.952 | 94.156 | 107.508 | 139.738 | 128.532 | 105.051 | 137.777 | 96.859 | 41.116 |
| 1999 | 26.227 | 0.000 | 0.000 | 0.000 | 0.000 | 0.000 | | | | | |
| | 1 | 7 | 3 | 0 | 28.18 | 0.000 | 0.000 | 0.000 | 0.000 | 0.000 | 0.000 |
| | 0.000 | 0.973 | 0.000 | 1.259 | 7.824 | 6.785 | 7.870 | 7.981 | 25.272 | 17.279 | 15.002 |
| | 14.587 | 5.398 | 5.464 | 4.140 | 7.336 | 0.000 | 5.234 | 0.000 | 5.234 | 10.467 | 0.000 |
| | 0.000 | 0.000 | 0.000 | 0.000 | 0.000 | 0.000 | 0.000 | 0.973 | 0.000 | 0.000 | 4.048 |
| | 7.140 | 4.268 | 17.289 | 15.186 | 27.351 | 17.902 | 21.329 | 13.621 | 4.314 | 6.252 | 2.277 |
| | 0.000 | 5.234 | 5.234 | 0.000 | 5.234 | 5.234 | | | | | |
| 2000 | 1 | 7 | 3 | 0 | 48.29 | 0.000 | 0.000 | 0.000 | 0.000 | 0.000 | 0.000 |
| | 0.000 | 2.000 | 3.018 | 14.935 | 11.623 | 7.067 | 14.001 | 16.039 | 12.023 | 9.145 | 2.091 |
| | 3.041 | 1.996 | 1.067 | 2.015 | 0.000 | 0.000 | 0.000 | 1.000 | 0.000 | 0.000 | 0.000 |
| | 0.000 | 0.000 | 0.000 | 0.000 | 0.000 | 0.000 | 0.000 | 0.000 | 1.022 | 4.861 | 5.962 |
| | 14.923 | 12.090 | 12.086 | 7.100 | 7.243 | 5.097 | 2.067 | 1.091 | 1.996 | 0.000 | 0.000 |
| | 1.067 | 0.000 | 0.000 | 0.000 | 0.000 | 0.000 | | | | | |
| 2001 | 1 | 7 | 3 | 0 | 55.36 | 0.000 | 0.000 | 0.000 | 0.000 | 0.000 | 0.000 |
| | 0.000 | 1.000 | 6.073 | 7.251 | 12.512 | 14.331 | 22.977 | 10.404 | 16.677 | 11.022 | 6.537 |
| | 8.662 | 2.448 | 2.102 | 3.568 | 1.075 | 0.000 | 0.000 | 0.000 | 0.000 | 0.000 | 0.000 |
| | 0.000 | 0.000 | 0.000 | 0.000 | 0.000 | 0.000 | 0.000 | 0.000 | 2.250 | 4.253 | 9.126 |
| | 10.417 | 9.221 | 5.840 | 9.948 | 7.481 | 5.997 | 10.801 | 2.232 | 0.000 | 0.000 | 0.000 |
| | 2.157 | 1.157 | 0.000 | 0.000 | 0.000 | 0.000 | | | | | |
| 2002 | 1 | 7 | 3 | 0 | 13.45 | 0.000 | 0.000 | 0.000 | 0.000 | 0.000 | 0.000 |
| | 0.000 | 0.000 | 0.000 | 0.000 | 0.000 | 0.000 | 0.000 | 4.867 | 0.000 | 155.510 | 0.000 |
| | 29.200 | 315.887 | 335.354 | 29.200 | 24.333 | 160.377 | 150.643 | 0.000 | 4.867 | 0.000 | 0.000 |
| | 0.000 | 0.000 | 0.000 | 0.000 | 0.000 | 0.000 | 0.000 | 0.000 | 0.000 | 0.000 | 0.000 |
| | 0.000 | 0.000 | 4.867 | 9.733 | 14.600 | 4.867 | 150.643 | 19.467 | 14.600 | 4.867 | 4.867 |
| | 0.000 | 0.000 | 0.000 | 0.000 | 0.000 | 0.000 | | | | | |
| 2003 | 1 | 7 | 3 | 0 | 8.73 | 0.000 | 0.000 | 0.000 | 0.000 | 0.000 | 0.000 |
| | 0.000 | 0.000 | 0.000 | 0.000 | 0.000 | 0.000 | 0.000 | 0.000 | 127.509 | 510.037 | 255.019 |
| | 510.037 | 382.528 | 254.764 | 255.019 | 127.509 | 0.000 | 0.000 | 0.000 | 0.000 | 0.000 | 0.000 |
| | 0.000 | 0.000 | 0.000 | 0.000 | 0.000 | 0.000 | 0.000 | 0.000 | 0.000 | 0.000 | 0.000 |
| | 0.000 | 0.000 | 127.509 | 127.509 | 382.528 | 255.019 | 0.000 | 255.019 | 0.000 | 0.000 | 0.000 |
| | 0.000 | 0.000 | 0.000 | 0.000 | 0.000 | 0.000 | | | | | |
| 2004 | 1 | 7 | 3 | 0 | 17.87 | 0.000 | 0.000 | 0.000 | 0.000 | 0.000 | 0.000 |
| | 0.000 | 0.000 | 0.000 | 68.062 | 0.000 | 0.000 | 0.000 | 0.000 | 0.000 | 145.602 | 128.770 |
| | 315.757 | 151.569 | 263.139 | 286.665 | 238.217 | 80.723 | 0.000 | 0.000 | 0.000 | 0.000 | 0.000 |
| | 0.000 | 0.000 | 0.000 | 0.000 | 0.000 | 0.000 | 0.000 | 0.000 | 0.000 | 0.000 | 0.000 |
| | 0.000 | 87.304 | 0.000 | 145.602 | 43.508 | 141.063 | 153.324 | 119.694 | 41.753 | 34.031 | 38.970 |
| | 0.000 | 0.000 | 0.000 | 0.000 | 0.000 | 0.000 | | | | | |
| 2005 | 1 | 7 | 3 | 0 | 10.62 | 0.000 | 0.000 | 0.000 | 0.000 | 0.000 | 0.000 |
| | 0.000 | 0.000 | 0.000 | 0.000 | 0.000 | 0.000 | 0.000 | 0.000 | 0.000 | 0.000 | 66.273 |
| | 44.969 | 0.000 | 51.359 | 66.273 | 0.000 | 0.000 | 59.647 | 0.000 | 0.000 | 0.000 | 0.000 |
| | 0.000 | 0.000 | 0.000 | 0.000 | 0.000 | 0.000 | 0.000 | 0.000 | 0.000 | 0.000 | 0.000 |
| | 0.000 | 0.000 | 0.000 | 0.000 | 0.000 | 38.345 | 21.302 | 42.603 | 79.051 | 0.000 | 0.000 |
| | 0.000 | 0.000 | 0.000 | 0.000 | 0.000 | 0.000 | | | | | |
| 2006 | 1 | 7 | 3 | 0 | 7.11 | 0.000 | 0.000 | 0.000 | 0.000 | 0.000 | 0.000 |
| | 0.000 | 0.000 | 0.000 | 0.000 | 0.000 | 0.000 | 0.000 | 0.000 | 0.000 | 0.000 | 0.000 |
| | 583.655 | 25.560 | 76.681 | 626.256 | 8.520 | 25.560 | 8.520 | 0.000 | 0.000 | 0.000 | 0.000 |
| | 0.000 | 0.000 | 0.000 | 0.000 | 0.000 | 0.000 | 0.000 | 0.000 | 0.000 | 0.000 | 0.000 |
| | 0.000 | 0.000 | 0.000 | 0.000 | 0.000 | 0.000 | 17.040 | 17.040 | 42.601 | 34.081 | 0.000 |
| | 0.000 | 0.000 | 0.000 | 0.000 | 0.000 | 0.000 | | | | | |
| # 2007 California South recreational fleet (n=24) | | | | | | | | | | | |
| 1980 | 1 | 8 | 0 | 0 | 204.35 | 0 | 0 | 1 | 9 | 16 | 23 |
| | 35 | 47 | 72 | 80 | 64 | 80 | 56 | 36 | 14 | 8 | 3 |
| | 0 | 1 | 0 | 0 | 0 | 0 | 0 | 1 | 0 | 0 | 0 |
| | 0 | 0 | 0 | 0 | 0 | 0 | 0 | 0 | 0 | 0 | 0 |
| | 0 | 0 | 0 | 0 | 0 | 0 | 0 | 0 | 0 | 0 | 0 |
| | 0 | 0 | 0 | 0 | 0 | 0 | | | | | |
| 1981 | 1 | 8 | 0 | 0 | 101.60 | 0 | 0 | 0 | 1 | 8 | 7 |
| | 15 | 19 | 35 | 31 | 33 | 26 | 22 | 8 | 7 | 2 | 3 |
| | 4 | 2 | 4 | 1 | 0 | 1 | 0 | 0 | 0 | 0 | 0 |
| | 0 | 0 | 0 | 0 | 0 | 0 | 0 | 0 | 0 | 0 | 0 |
| | 0 | 0 | 0 | 0 | 0 | 0 | 0 | 0 | 0 | 0 | 0 |
| | 0 | 0 | 0 | 0 | 0 | 0 | | | | | |
| 1982 | 1 | 8 | 0 | 0 | 124.43 | 0 | 0 | 1 | 0 | 3 | 13 |
| | 21 | 28 | 31 | 34 | 24 | 29 | 15 | 17 | 19 | 11 | 5 |
| | 4 | 4 | 4 | 0 | 0 | 1 | 0 | 0 | 0 | 0 | 0 |
| | 0 | 0 | 0 | 0 | 0 | 0 | 0 | 0 | 0 | 0 | 0 |
| | 0 | 0 | 0 | 0 | 0 | 0 | 0 | 0 | 0 | 0 | 0 |
| | 0 | 0 | 0 | 0 | 0 | 0 | | | | | |

| | | | | | | | | | | | |
|------|----|----|-----|-----|--------|-----|-----|----|----|----|----|
| 1983 | 1 | 8 | 0 | 0 | 121.95 | 0 | 0 | 2 | 5 | 9 | 20 |
| | 13 | 27 | 28 | 26 | 32 | 23 | 21 | 17 | 11 | 2 | 2 |
| | 2 | 3 | 2 | 1 | 0 | 0 | 0 | 0 | 0 | 0 | 0 |
| | 0 | 0 | 0 | 0 | 0 | 0 | 0 | 0 | 0 | 0 | 0 |
| | 0 | 0 | 0 | 0 | 0 | 0 | 0 | 0 | 0 | 0 | 0 |
| 1984 | 1 | 8 | 0 | 0 | 147.92 | 0 | 0 | 1 | 9 | 28 | 39 |
| | 33 | 30 | 29 | 26 | 34 | 26 | 27 | 17 | 2 | 2 | 4 |
| | 1 | 2 | 0 | 1 | 0 | 0 | 0 | 0 | 0 | 0 | 0 |
| | 0 | 0 | 0 | 0 | 0 | 0 | 0 | 0 | 0 | 0 | 0 |
| | 0 | 0 | 0 | 0 | 0 | 0 | 0 | 0 | 0 | 0 | 0 |
| 1985 | 1 | 8 | 0 | 0 | 273.81 | 0 | 0 | 1 | 7 | 27 | 53 |
| | 75 | 99 | 96 | 79 | 66 | 65 | 55 | 31 | 17 | 5 | 4 |
| | 1 | 4 | 0 | 1 | 1 | 0 | 0 | 0 | 0 | 0 | 0 |
| | 0 | 0 | 0 | 0 | 0 | 0 | 0 | 0 | 0 | 0 | 0 |
| | 0 | 0 | 0 | 0 | 0 | 0 | 0 | 0 | 0 | 0 | 0 |
| 1986 | 1 | 8 | 0 | 0 | 254.81 | 0 | 1 | 1 | 2 | 10 | 28 |
| | 55 | 88 | 110 | 150 | 104 | 73 | 51 | 14 | 9 | 2 | 5 |
| | 3 | 3 | 2 | 4 | 1 | 0 | 0 | 0 | 0 | 0 | 0 |
| | 0 | 0 | 0 | 0 | 0 | 0 | 0 | 0 | 0 | 0 | 0 |
| | 0 | 0 | 0 | 0 | 0 | 0 | 0 | 0 | 0 | 0 | 0 |
| 1987 | 1 | 8 | 0 | 0 | 67.56 | 0 | 0 | 1 | 2 | 6 | 9 |
| | 6 | 11 | 13 | 18 | 21 | 25 | 12 | 2 | 4 | 2 | 3 |
| | 8 | 3 | 3 | 0 | 0 | 0 | 0 | 0 | 0 | 0 | 0 |
| | 0 | 0 | 0 | 0 | 0 | 0 | 0 | 0 | 0 | 0 | 0 |
| | 0 | 0 | 0 | 0 | 0 | 0 | 0 | 0 | 0 | 0 | 0 |
| 1988 | 1 | 8 | 0 | 0 | 95.25 | 0 | 0 | 1 | 1 | 6 | 17 |
| | 23 | 22 | 25 | 20 | 13 | 10 | 16 | 15 | 5 | 1 | 1 |
| | 1 | 2 | 1 | 1 | 1 | 1 | 0 | 0 | 0 | 0 | 0 |
| | 0 | 0 | 0 | 0 | 0 | 0 | 0 | 0 | 0 | 0 | 0 |
| | 0 | 0 | 0 | 0 | 0 | 0 | 0 | 0 | 0 | 0 | 0 |
| 1989 | 1 | 8 | 0 | 0 | 188.17 | 0 | 0 | 1 | 4 | 15 | 13 |
| | 26 | 56 | 104 | 88 | 49 | 42 | 37 | 27 | 10 | 3 | 7 |
| | 3 | 0 | 3 | 5 | 0 | 1 | 0 | 0 | 0 | 0 | 0 |
| | 0 | 0 | 0 | 0 | 0 | 0 | 0 | 0 | 0 | 0 | 0 |
| | 0 | 0 | 0 | 0 | 0 | 0 | 0 | 0 | 0 | 0 | 0 |
| 1993 | 1 | 8 | 0 | 0 | 126.12 | 0 | 0 | 1 | 5 | 7 | 15 |
| | 37 | 34 | 51 | 27 | 18 | 8 | 1 | 2 | 3 | 1 | 0 |
| | 1 | 0 | 0 | 0 | 0 | 0 | 0 | 0 | 0 | 0 | 0 |
| | 0 | 0 | 0 | 0 | 0 | 0 | 0 | 0 | 0 | 0 | 0 |
| | 0 | 0 | 0 | 0 | 0 | 0 | 0 | 0 | 0 | 0 | 0 |
| 1994 | 1 | 8 | 0 | 0 | 54.35 | 0 | 0 | 0 | 0 | 2 | 3 |
| | 6 | 7 | 16 | 16 | 9 | 10 | 5 | 1 | 0 | 0 | 0 |
| | 0 | 0 | 0 | 0 | 0 | 0 | 0 | 0 | 0 | 0 | 0 |
| | 0 | 0 | 0 | 0 | 0 | 0 | 0 | 0 | 0 | 0 | 0 |
| | 0 | 0 | 0 | 0 | 0 | 0 | 0 | 0 | 0 | 0 | 0 |
| 1995 | 1 | 8 | 0 | 0 | 104.91 | 0 | 0 | 1 | 3 | 8 | 18 |
| | 21 | 21 | 35 | 43 | 32 | 25 | 26 | 12 | 4 | 1 | 2 |
| | 0 | 0 | 0 | 0 | 1 | 0 | 0 | 0 | 0 | 0 | 0 |
| | 0 | 0 | 0 | 0 | 0 | 0 | 0 | 0 | 0 | 0 | 0 |
| | 0 | 0 | 0 | 0 | 0 | 0 | 0 | 0 | 0 | 0 | 0 |
| 1996 | 1 | 8 | 0 | 0 | 213.91 | 0 | 1 | 4 | 3 | 16 | 30 |
| | 30 | 40 | 70 | 111 | 127 | 97 | 67 | 26 | 6 | 6 | 2 |
| | 0 | 1 | 0 | 0 | 0 | 0 | 0 | 0 | 0 | 0 | 0 |
| | 0 | 0 | 0 | 0 | 0 | 0 | 0 | 0 | 0 | 0 | 0 |
| | 0 | 0 | 0 | 0 | 0 | 0 | 0 | 0 | 0 | 0 | 0 |
| 1997 | 1 | 8 | 0 | 0 | 310.43 | 0 | 0 | 0 | 10 | 19 | 25 |
| | 43 | 82 | 98 | 165 | 203 | 205 | 154 | 77 | 39 | 30 | 13 |
| | 5 | 4 | 2 | 3 | 0 | 0 | 0 | 0 | 0 | 0 | 0 |
| | 0 | 0 | 0 | 0 | 0 | 0 | 0 | 0 | 0 | 0 | 0 |
| | 0 | 0 | 0 | 0 | 0 | 0 | 0 | 0 | 0 | 0 | 0 |

| | | | | | | | | | | | |
|---|----|----|----|----|--------|----|-----|----|----|----|----|
| | 0 | 0 | 0 | 0 | 0 | 0 | 0 | 0 | 0 | 0 | 0 |
| | 0 | 0 | 0 | 0 | 0 | 0 | | | | | |
| 1998 | 1 | 8 | 0 | 0 | 209.70 | 0 | 0 | 0 | 0 | 9 | 24 |
| | 42 | 27 | 42 | 68 | 84 | 77 | 66 | 62 | 36 | 21 | 12 |
| | 6 | 3 | 12 | 1 | 0 | 0 | 0 | 0 | 0 | 0 | 0 |
| | 0 | 0 | 0 | 0 | 0 | 0 | 0 | 0 | 0 | 0 | 0 |
| | 0 | 0 | 0 | 0 | 0 | 0 | 0 | 0 | 0 | 0 | 0 |
| | 0 | 0 | 0 | 0 | 0 | 0 | | | | | |
| 1999 | 1 | 8 | 0 | 0 | 228.91 | 0 | 0 | 1 | 1 | 3 | 9 |
| | 17 | 28 | 53 | 78 | 85 | 95 | 101 | 82 | 51 | 17 | 9 |
| | 5 | 2 | 0 | 0 | 0 | 0 | 0 | 0 | 0 | 0 | 0 |
| | 0 | 0 | 0 | 0 | 0 | 0 | 0 | 0 | 0 | 0 | 0 |
| | 0 | 0 | 0 | 0 | 0 | 0 | 0 | 0 | 0 | 0 | 0 |
| | 0 | 0 | 0 | 0 | 0 | 0 | | | | | |
| 2000 | 1 | 8 | 0 | 0 | 99.12 | 0 | 0 | 0 | 1 | 0 | 3 |
| | 6 | 6 | 17 | 36 | 49 | 48 | 39 | 33 | 29 | 17 | 7 |
| | 7 | 0 | 0 | 0 | 0 | 0 | 0 | 0 | 0 | 0 | 0 |
| | 0 | 0 | 0 | 0 | 0 | 0 | 0 | 0 | 0 | 0 | 0 |
| | 0 | 0 | 0 | 0 | 0 | 0 | 0 | 0 | 0 | 0 | 0 |
| | 0 | 0 | 0 | 0 | 0 | 0 | | | | | |
| 2001 | 1 | 8 | 0 | 0 | 73.39 | 0 | 0 | 0 | 1 | 3 | 1 |
| | 1 | 4 | 5 | 11 | 22 | 24 | 32 | 23 | 12 | 10 | 5 |
| | 0 | 1 | 0 | 0 | 0 | 0 | 0 | 0 | 0 | 0 | 0 |
| | 0 | 0 | 0 | 0 | 0 | 0 | 0 | 0 | 0 | 0 | 0 |
| | 0 | 0 | 0 | 0 | 0 | 0 | 0 | 0 | 0 | 0 | 0 |
| | 0 | 0 | 0 | 0 | 0 | 0 | | | | | |
| 2002 | 1 | 8 | 0 | 0 | 50.80 | 1 | 0 | 0 | 0 | 2 | 4 |
| | 3 | 3 | 9 | 1 | 4 | 15 | 11 | 22 | 11 | 4 | 3 |
| | 3 | 2 | 2 | 0 | 0 | 0 | 0 | 0 | 0 | 0 | 0 |
| | 0 | 0 | 0 | 0 | 0 | 0 | 0 | 0 | 0 | 0 | 0 |
| | 0 | 0 | 0 | 0 | 0 | 0 | 0 | 0 | 0 | 0 | 0 |
| | 0 | 0 | 0 | 0 | 0 | 0 | | | | | |
| 2003 | 1 | 8 | 0 | 0 | 9.10 | 0 | 0 | 0 | 1 | 0 | 0 |
| | 0 | 0 | 5 | 0 | 0 | 1 | 0 | 1 | 0 | 0 | 0 |
| | 0 | 0 | 0 | 0 | 0 | 0 | 0 | 0 | 0 | 0 | 0 |
| | 0 | 0 | 0 | 0 | 0 | 0 | 0 | 0 | 0 | 0 | 0 |
| | 0 | 0 | 0 | 0 | 0 | 0 | 0 | 0 | 0 | 0 | 0 |
| | 0 | 0 | 0 | 0 | 0 | 0 | | | | | |
| 2004 | 1 | 8 | 0 | 0 | 113.42 | 0 | 0 | 1 | 4 | 0 | 5 |
| | 4 | 8 | 27 | 30 | 28 | 24 | 9 | 3 | 4 | 1 | 0 |
| | 0 | 0 | 0 | 0 | 0 | 0 | 0 | 0 | 0 | 0 | 0 |
| | 0 | 0 | 0 | 0 | 0 | 0 | 0 | 0 | 0 | 0 | 0 |
| | 0 | 0 | 0 | 0 | 0 | 0 | 0 | 0 | 0 | 0 | 0 |
| | 0 | 0 | 0 | 0 | 0 | 0 | | | | | |
| 2005 | 1 | 8 | 0 | 0 | 21.73 | 0 | 0 | 0 | 0 | 0 | 0 |
| | 0 | 1 | 3 | 4 | 7 | 8 | 2 | 2 | 0 | 0 | 0 |
| | 0 | 0 | 0 | 0 | 0 | 0 | 0 | 0 | 0 | 0 | 0 |
| | 0 | 0 | 0 | 0 | 0 | 0 | 0 | 0 | 0 | 0 | 0 |
| | 0 | 0 | 0 | 0 | 0 | 0 | 0 | 0 | 0 | 0 | 0 |
| | 0 | 0 | 0 | 0 | 0 | 0 | | | | | |
| 2006 | 1 | 8 | 0 | 0 | 24.24 | 0 | 0 | 0 | 0 | 0 | 2 |
| | 1 | 6 | 2 | 4 | 2 | 8 | 7 | 4 | 2 | 0 | 0 |
| | 0 | 0 | 0 | 0 | 0 | 0 | 0 | 0 | 0 | 0 | 0 |
| | 0 | 0 | 0 | 0 | 0 | 0 | 0 | 0 | 0 | 0 | 0 |
| | 0 | 0 | 0 | 0 | 0 | 0 | 0 | 0 | 0 | 0 | 0 |
| | 0 | 0 | 0 | 0 | 0 | 0 | | | | | |
| # 2007 California North recreational fleet (n=24) | | | | | | | | | | | |
| 1980 | 1 | 9 | 0 | 0 | 107.09 | 0 | 0 | 0 | 0 | 2 | 3 |
| | 12 | 24 | 37 | 49 | 46 | 34 | 22 | 18 | 21 | 20 | 11 |
| | 13 | 7 | 9 | 3 | 2 | 0 | 0 | 0 | 0 | 1 | 0 |
| | 0 | 0 | 0 | 0 | 0 | 0 | 0 | 0 | 0 | 0 | 0 |
| | 0 | 0 | 0 | 0 | 0 | 0 | 0 | 0 | 0 | 0 | 0 |
| | 0 | 0 | 0 | 0 | 0 | 0 | | | | | |
| 1981 | 1 | 9 | 0 | 0 | 75.91 | 6 | 2 | 2 | 2 | 1 | 3 |
| | 8 | 9 | 21 | 28 | 43 | 39 | 22 | 14 | 11 | 2 | 3 |
| | 2 | 1 | 2 | 0 | 3 | 0 | 0 | 0 | 0 | 0 | 0 |
| | 0 | 0 | 0 | 0 | 0 | 0 | 0 | 0 | 0 | 0 | 0 |
| | 0 | 0 | 0 | 0 | 0 | 0 | 0 | 0 | 0 | 0 | 0 |
| | 0 | 0 | 0 | 0 | 0 | 0 | | | | | |

| | | | | | | | | | | | |
|------|----|----|-----|-----|--------|----|----|----|----|----|----|
| 1982 | 1 | 9 | 0 | 0 | 118.85 | 0 | 0 | 0 | 0 | 0 | 12 |
| | 18 | 42 | 56 | 58 | 56 | 40 | 41 | 21 | 18 | 4 | 3 |
| | 3 | 3 | 0 | 2 | 1 | 3 | 0 | 2 | 0 | 0 | 0 |
| | 0 | 0 | 0 | 0 | 0 | 0 | 0 | 0 | 0 | 0 | 0 |
| | 0 | 0 | 0 | 0 | 0 | 0 | 0 | 0 | 0 | 0 | 0 |
| 1983 | 1 | 9 | 0 | 0 | 77.19 | 0 | 0 | 0 | 1 | 0 | 2 |
| | 9 | 20 | 32 | 32 | 24 | 24 | 14 | 17 | 6 | 6 | 1 |
| | 1 | 1 | 2 | 0 | 2 | 1 | 2 | 0 | 0 | 0 | 0 |
| | 0 | 0 | 0 | 0 | 0 | 0 | 0 | 0 | 0 | 0 | 0 |
| | 0 | 0 | 0 | 0 | 0 | 0 | 0 | 0 | 0 | 0 | 0 |
| 1984 | 1 | 9 | 0 | 0 | 105.40 | 0 | 0 | 0 | 0 | 3 | 4 |
| | 18 | 19 | 18 | 30 | 31 | 26 | 16 | 26 | 14 | 12 | 11 |
| | 3 | 3 | 6 | 0 | 2 | 0 | 0 | 0 | 0 | 0 | 0 |
| | 0 | 0 | 0 | 0 | 0 | 0 | 0 | 0 | 0 | 0 | 0 |
| | 0 | 0 | 0 | 0 | 0 | 0 | 0 | 0 | 0 | 0 | 0 |
| 1985 | 1 | 9 | 0 | 0 | 163.62 | 0 | 0 | 0 | 1 | 4 | 8 |
| | 17 | 31 | 49 | 46 | 57 | 62 | 46 | 34 | 29 | 13 | 11 |
| | 2 | 10 | 3 | 5 | 2 | 0 | 1 | 0 | 1 | 0 | 0 |
| | 0 | 0 | 0 | 0 | 0 | 0 | 0 | 0 | 0 | 0 | 0 |
| | 0 | 0 | 0 | 0 | 0 | 0 | 0 | 0 | 0 | 0 | 0 |
| 1986 | 1 | 9 | 0 | 0 | 199.60 | 0 | 0 | 1 | 0 | 2 | 14 |
| | 39 | 73 | 103 | 106 | 96 | 73 | 46 | 28 | 20 | 19 | 13 |
| | 9 | 11 | 6 | 7 | 2 | 1 | 0 | 1 | 0 | 1 | 0 |
| | 0 | 0 | 0 | 0 | 0 | 0 | 0 | 0 | 0 | 0 | 0 |
| | 0 | 0 | 0 | 0 | 0 | 0 | 0 | 0 | 0 | 0 | 0 |
| 1987 | 1 | 9 | 0 | 0 | 121.72 | 0 | 0 | 0 | 0 | 1 | 8 |
| | 17 | 16 | 40 | 27 | 32 | 43 | 47 | 38 | 19 | 24 | 51 |
| | 36 | 30 | 9 | 10 | 11 | 7 | 2 | 0 | 1 | 0 | 0 |
| | 0 | 0 | 0 | 0 | 0 | 0 | 0 | 0 | 0 | 0 | 0 |
| | 0 | 0 | 0 | 0 | 0 | 0 | 0 | 0 | 0 | 0 | 0 |
| 1988 | 1 | 9 | 0 | 0 | 90.26 | 0 | 0 | 0 | 0 | 2 | 3 |
| | 12 | 18 | 28 | 26 | 14 | 18 | 12 | 11 | 8 | 12 | 11 |
| | 15 | 7 | 8 | 6 | 0 | 0 | 0 | 1 | 0 | 0 | 0 |
| | 0 | 0 | 0 | 0 | 0 | 0 | 0 | 0 | 0 | 0 | 0 |
| | 0 | 0 | 0 | 0 | 0 | 0 | 0 | 0 | 0 | 0 | 0 |
| 1989 | 1 | 9 | 0 | 0 | 30.32 | 0 | 0 | 1 | 0 | 1 | 1 |
| | 3 | 3 | 7 | 16 | 14 | 15 | 8 | 3 | 1 | 5 | 0 |
| | 1 | 1 | 1 | 0 | 1 | 0 | 0 | 0 | 0 | 0 | 0 |
| | 0 | 0 | 0 | 0 | 0 | 0 | 0 | 0 | 0 | 0 | 0 |
| | 0 | 0 | 0 | 0 | 0 | 0 | 0 | 0 | 0 | 0 | 0 |
| 1993 | 1 | 9 | 0 | 0 | 130.51 | 0 | 0 | 0 | 4 | 5 | 12 |
| | 26 | 44 | 66 | 52 | 49 | 31 | 18 | 9 | 7 | 8 | 2 |
| | 0 | 2 | 0 | 2 | 0 | 0 | 0 | 0 | 0 | 0 | 0 |
| | 0 | 0 | 0 | 0 | 0 | 0 | 0 | 0 | 0 | 0 | 0 |
| | 0 | 0 | 0 | 0 | 0 | 0 | 0 | 0 | 0 | 0 | 0 |
| 1994 | 1 | 9 | 0 | 0 | 131.96 | 0 | 0 | 0 | 0 | 4 | 13 |
| | 30 | 44 | 66 | 84 | 65 | 40 | 22 | 14 | 6 | 2 | 0 |
| | 0 | 0 | 0 | 0 | 0 | 1 | 0 | 0 | 0 | 0 | 0 |
| | 0 | 0 | 0 | 0 | 0 | 0 | 0 | 0 | 0 | 0 | 0 |
| | 0 | 0 | 0 | 0 | 0 | 0 | 0 | 0 | 0 | 0 | 0 |
| 1995 | 1 | 9 | 0 | 0 | 82.88 | 0 | 0 | 0 | 3 | 7 | 20 |
| | 31 | 33 | 36 | 31 | 30 | 18 | 9 | 5 | 3 | 0 | 0 |
| | 1 | 0 | 1 | 2 | 0 | 0 | 0 | 0 | 1 | 0 | 0 |
| | 0 | 0 | 0 | 0 | 0 | 0 | 0 | 0 | 0 | 0 | 0 |
| | 0 | 0 | 0 | 0 | 0 | 0 | 0 | 0 | 0 | 0 | 0 |
| 1996 | 1 | 9 | 0 | 0 | 147.20 | 0 | 0 | 0 | 0 | 4 | 11 |
| | 24 | 53 | 65 | 88 | 62 | 40 | 26 | 13 | 13 | 19 | 16 |
| | 17 | 6 | 0 | 1 | 0 | 0 | 0 | 0 | 0 | 0 | 0 |
| | 0 | 0 | 0 | 0 | 0 | 0 | 0 | 0 | 0 | 0 | 0 |

| | | | | | | | | | | | |
|--|-------------|----|-------------|----|-------------|----|-------------|----|-------------|----|----|
| | 0 | 0 | 0 | 0 | 0 | 0 | 0 | 0 | 0 | 0 | 0 |
| | 0 | 0 | 0 | 0 | 0 | 0 | | | | | |
| 1997 | 1 | 9 | 0 | 0 | 133.73 | 0 | 0 | 1 | 5 | 7 | 28 |
| | 56 | 59 | 37 | 35 | 24 | 30 | 44 | 55 | 64 | 47 | 34 |
| | 22 | 14 | 14 | 3 | 4 | 2 | 0 | 0 | 0 | 0 | 0 |
| | 0 | 0 | 0 | 0 | 0 | 0 | 0 | 0 | 0 | 0 | 0 |
| | 0 | 0 | 0 | 0 | 0 | 0 | 0 | 0 | 0 | 0 | 0 |
| | 0 | 0 | 0 | 0 | 0 | 0 | | | | | |
| 1998 | 1 | 9 | 0 | 0 | 46.87 | 0 | 0 | 0 | 1 | 1 | 0 |
| | 4 | 6 | 6 | 22 | 14 | 10 | 19 | 20 | 16 | 4 | 7 |
| | 6 | 6 | 1 | 1 | 0 | 0 | 0 | 0 | 0 | 0 | 0 |
| | 0 | 0 | 0 | 0 | 0 | 0 | 0 | 0 | 0 | 0 | 0 |
| | 0 | 0 | 0 | 0 | 0 | 0 | 0 | 0 | 0 | 0 | 0 |
| | 0 | 0 | 0 | 0 | 0 | 0 | | | | | |
| 1999 | 1 | 9 | 0 | 0 | 109.75 | 0 | 0 | 0 | 0 | 0 | 9 |
| | 10 | 18 | 29 | 28 | 24 | 18 | 38 | 39 | 57 | 33 | 21 |
| | 7 | 8 | 6 | 1 | 0 | 0 | 0 | 0 | 0 | 0 | 0 |
| | 0 | 0 | 0 | 0 | 0 | 0 | 0 | 0 | 0 | 0 | 0 |
| | 0 | 0 | 0 | 0 | 0 | 0 | 0 | 0 | 0 | 0 | 0 |
| | 0 | 0 | 0 | 0 | 0 | 0 | | | | | |
| 2000 | 1 | 9 | 0 | 0 | 42.42 | 0 | 0 | 0 | 0 | 0 | 0 |
| | 1 | 4 | 6 | 15 | 2 | 2 | 5 | 12 | 5 | 12 | 12 |
| | 4 | 5 | 5 | 0 | 0 | 0 | 0 | 0 | 0 | 0 | 0 |
| | 0 | 0 | 0 | 0 | 0 | 0 | 0 | 0 | 0 | 0 | 0 |
| | 0 | 0 | 0 | 0 | 0 | 0 | 0 | 0 | 0 | 0 | 0 |
| | 0 | 0 | 0 | 0 | 0 | 0 | | | | | |
| 2001 | 1 | 9 | 0 | 0 | 15.90 | 0 | 0 | 0 | 0 | 0 | 0 |
| | 0 | 1 | 1 | 2 | 0 | 3 | 2 | 3 | 6 | 1 | 1 |
| | 0 | 1 | 0 | 0 | 0 | 0 | 0 | 0 | 0 | 0 | 0 |
| | 0 | 0 | 0 | 0 | 0 | 0 | 0 | 0 | 0 | 0 | 0 |
| | 0 | 0 | 0 | 0 | 0 | 0 | 0 | 0 | 0 | 0 | 0 |
| | 0 | 0 | 0 | 0 | 0 | 0 | | | | | |
| 2002 | 1 | 9 | 0 | 0 | 13.35 | 0 | 0 | 0 | 0 | 0 | 2 |
| | 1 | 1 | 0 | 2 | 2 | 2 | 2 | 1 | 0 | 1 | 1 |
| | 1 | 1 | 0 | 0 | 0 | 0 | 0 | 0 | 0 | 0 | 0 |
| | 0 | 0 | 0 | 0 | 0 | 0 | 0 | 0 | 0 | 0 | 0 |
| | 0 | 0 | 0 | 0 | 0 | 0 | 0 | 0 | 0 | 0 | 0 |
| | 0 | 0 | 0 | 0 | 0 | 0 | | | | | |
| 2003 | 1 | 9 | 0 | 0 | 30.24 | 0 | 0 | 0 | 0 | 0 | 0 |
| | 0 | 1 | 4 | 3 | 1 | 4 | 8 | 9 | 3 | 3 | 1 |
| | 0 | 0 | 0 | 0 | 0 | 0 | 1 | 0 | 0 | 0 | 0 |
| | 0 | 0 | 0 | 0 | 0 | 0 | 0 | 0 | 0 | 0 | 0 |
| | 0 | 0 | 0 | 0 | 0 | 0 | 0 | 0 | 0 | 0 | 0 |
| | 0 | 0 | 0 | 0 | 0 | 0 | | | | | |
| 2004 | 1 | 9 | 0 | 0 | 35.45 | 0 | 0 | 0 | 0 | 0 | 1 |
| | 1 | 2 | 12 | 5 | 11 | 4 | 4 | 3 | 6 | 1 | 1 |
| | 0 | 1 | 1 | 0 | 0 | 1 | 0 | 0 | 0 | 0 | 0 |
| | 0 | 0 | 0 | 0 | 0 | 0 | 0 | 0 | 0 | 0 | 0 |
| | 0 | 0 | 0 | 0 | 0 | 0 | 0 | 0 | 0 | 0 | 0 |
| | 0 | 0 | 0 | 0 | 0 | 0 | | | | | |
| 2005 | 1 | 9 | 0 | 0 | 20.73 | 0 | 0 | 0 | 0 | 0 | 0 |
| | 0 | 1 | 0 | 1 | 4 | 7 | 5 | 0 | 3 | 0 | 3 |
| | 1 | 1 | 0 | 1 | 0 | 0 | 0 | 0 | 0 | 0 | 0 |
| | 0 | 0 | 0 | 0 | 0 | 0 | 0 | 0 | 0 | 0 | 0 |
| | 0 | 0 | 0 | 0 | 0 | 0 | 0 | 0 | 0 | 0 | 0 |
| | 0 | 0 | 0 | 0 | 0 | 0 | | | | | |
| 2006 | 1 | 9 | 0 | 0 | 10.93 | 0 | 0 | 0 | 0 | 0 | 0 |
| | 0 | 1 | 1 | 2 | 1 | 1 | 2 | 2 | 1 | 0 | 2 |
| | 1 | 0 | 0 | 0 | 0 | 0 | 0 | 0 | 0 | 0 | 0 |
| | 0 | 0 | 0 | 0 | 0 | 0 | 0 | 0 | 0 | 0 | 0 |
| | 0 | 0 | 0 | 0 | 0 | 0 | 0 | 0 | 0 | 0 | 0 |
| | 0 | 0 | 0 | 0 | 0 | 0 | | | | | |
| # 2007 OR-WA recreational fleet (n=23) | | | | | | | | | | | |
| 1980 | 1 | 10 | 0 | 0 | 121.29 | 0 | 0 | 0 | 0 | 0 | |
| | 328.1504039 | | 597.558782 | | 610.9514286 | | 2446.10622 | | 5875.197787 | | |
| | 3329.646289 | | 4948.273167 | | 5074.900676 | | 2575.317914 | | 1678.769783 | | |
| | 2955.907527 | | 678.7236824 | | 423.1214634 | | 2844.455689 | | 405.4968427 | | |
| | 80.20816668 | | 0 | 0 | 0 | 0 | 0 | 0 | 147.526307 | | 0 |
| | 0 | 0 | 0 | 0 | 0 | 0 | 0 | 0 | 0 | 0 | 0 |

| | | | | | | | | | |
|------|-------------|-------------|-------------|-------------|-------------|-------------|---|-------------|-------------|
| | 0 | 0 | 0 | 0 | 0 | 0 | 0 | 0 | 0 |
| | 0 | 0 | 0 | 0 | 0 | 0 | 0 | 0 | 0 |
| 1981 | 1 | 10 | 0 | 0 | 50.18 | 0 | 0 | 0 | 117.688549 |
| | 502.0131582 | 3246.792632 | 2913.272582 | 7860.725817 | 12725.31912 | | | | |
| | 6841.862819 | 5997.682378 | 11807.63698 | 6697.027958 | 2374.003556 | | | | |
| | 2673.012194 | 1491.300157 | 1523.818687 | 395.638978 | 0 | 0 | | | |
| | 863.2171846 | 285.775485 | 0 | 0 | 0 | 0 | 0 | 0 | |
| | 0 | 0 | 0 | 0 | 0 | 0 | 0 | 0 | 0 |
| | 0 | 0 | 0 | 0 | 0 | 0 | 0 | 0 | 0 |
| | 0 | 0 | 0 | 0 | 0 | 0 | 0 | 0 | 0 |
| 1982 | 1 | 10 | 0 | 0 | 108.91 | 0 | 0 | 0 | 268.8578971 |
| | 483.1520862 | 140.2072405 | 3227.974591 | 2769.262849 | 10440.54535 | | | | |
| | 9676.874221 | 11703.18003 | 16723.34727 | 5210.354968 | 968.2587613 | | | | |
| | 1540.789364 | 1874.444309 | 2115.221868 | 2034.744482 | 555.4109315 | 0 | | | |
| | 0 | 0 | 159.0036463 | 0 | 0 | 0 | 0 | 0 | 0 |
| | 0 | 0 | 0 | 0 | 0 | 0 | 0 | 0 | 0 |
| | 0 | 0 | 0 | 0 | 0 | 0 | 0 | 0 | 0 |
| | 0 | 0 | 0 | 0 | 0 | 0 | 0 | 0 | 0 |
| 1983 | 1 | 10 | 0 | 0 | 33.90 | 0 | 0 | 0 | 0 |
| | 491.9399744 | 61.16551383 | 184.9833146 | 1093.964074 | 1647.0908 | 3063.398714 | | | |
| | 1774.051388 | 97.20366352 | 481.5662471 | 97.20366352 | 1843.711988 | | | | |
| | 563.0921404 | 161.1066088 | 273.0703669 | 0 | 181.2546591 | 0 | 0 | | |
| | 147.6990731 | 0 | 0 | 0 | 0 | 0 | 0 | 0 | 0 |
| | 0 | 0 | 0 | 0 | 0 | 0 | 0 | 0 | 0 |
| | 0 | 0 | 0 | 0 | 0 | 0 | 0 | 0 | 0 |
| | 0 | 0 | 0 | 0 | 0 | 0 | 0 | 0 | 0 |
| 1984 | 1 | 10 | 0 | 0 | 135.64 | 0 | 0 | 0 | 0 |
| | 330.0311227 | 946.7096557 | 2297.646294 | 3118.932907 | 5070.596924 | | | | |
| | 4398.525037 | 4898.987254 | 3640.055948 | 3353.701119 | 1370.554404 | | | | |
| | 933.2577533 | 971.1793092 | 489.3916029 | 353.8373804 | 113.8037779 | | | | |
| | 59.58932295 | 242.1124781 | 55.86245116 | 0 | 205.8088908 | 96.66275609 | | | |
| | 0 | 0 | 0 | 0 | 0 | 0 | 0 | 0 | 0 |
| | 0 | 0 | 0 | 0 | 0 | 0 | 0 | 0 | 0 |
| | 0 | 0 | 0 | 0 | 0 | 0 | 0 | 0 | 0 |
| 1985 | 1 | 10 | 0 | 0 | 158.58 | 0 | 0 | 0 | 57.55740042 |
| | 1511.465 | 2510.830168 | 3886.974888 | 6413.075946 | 4199.75511 | 6760.287804 | | | |
| | 9401.850897 | 9104.653402 | 7237.968902 | 4528.731591 | 4402.164047 | | | | |
| | 2246.93545 | 4318.812895 | 729.6205539 | 3217.808582 | 172.1165241 | | | | |
| | 790.1322552 | 0 | 57.27956183 | 790.1322552 | 0 | 0 | 0 | 0 | 0 |
| | 0 | 0 | 0 | 0 | 0 | 0 | 0 | 0 | 0 |
| | 0 | 0 | 0 | 0 | 0 | 0 | 0 | 0 | 0 |
| | 0 | 0 | 0 | 0 | 0 | 0 | 0 | 0 | 0 |
| 1986 | 1 | 10 | 0 | 0 | 72.80 | 0 | 0 | 0 | 103.9245679 |
| | 83.78531081 | 1437.027683 | 1403.790492 | 2786.59202 | 2553.757802 | | | | |
| | 2375.591234 | 1621.556015 | 975.3961914 | 1020.097361 | 215.3114401 | | | | |
| | 534.8829631 | 1646.401544 | 2167.891184 | 374.5262149 | 1035.646385 | | | | |
| | 249.6841433 | 124.8420716 | 0 | 0 | 0 | 0 | 0 | 0 | 0 |
| | 0 | 0 | 0 | 0 | 0 | 0 | 0 | 0 | 0 |
| | 0 | 0 | 0 | 0 | 0 | 0 | 0 | 0 | 0 |
| | 0 | 0 | 0 | 0 | 0 | 0 | 0 | 0 | 0 |
| 1987 | 1 | 10 | 0 | 0 | 107.22 | 0 | 0 | 155.3185786 | 275.7672429 |
| | 881.9218557 | 979.2894241 | 3648.684814 | 4311.403816 | 6982.337735 | | | | |
| | 4142.742686 | 5207.436876 | 5143.446031 | 3330.618299 | 2351.544679 | | | | |
| | 1590.567368 | 812.3628633 | 1320.389338 | 522.9872745 | 2146.580981 | | | | |
| | 401.5495515 | 591.1991079 | 423.5670199 | 0 | 0 | 0 | 0 | 0 | 0 |
| | 193.0309131 | 0 | 0 | 0 | 0 | 0 | 0 | 0 | 0 |
| | 0 | 0 | 0 | 0 | 0 | 0 | 0 | 0 | 0 |
| | 0 | 0 | 0 | 0 | 0 | 0 | 0 | 0 | 0 |
| 1988 | 1 | 10 | 0 | 0 | 159.30 | 525.4874774 | 0 | 0 | 525.4874774 |
| | 628.878096 | 2549.582464 | 5715.182392 | 10165.7027 | 12568.5278 | | | | |
| | 18666.61916 | 11592.98716 | 12013.27647 | 5447.11468 | 3994.65682 | | | | |
| | 1217.579904 | 1352.908384 | 1592.307818 | 1343.349553 | 1252.193533 | 0 | | | |
| | 0 | 346.0892737 | 45.47167898 | 525.4874774 | 0 | 0 | 0 | 0 | 0 |
| | 0 | 0 | 0 | 0 | 0 | 0 | 0 | 0 | 0 |
| | 0 | 0 | 0 | 0 | 0 | 0 | 0 | 0 | 0 |
| | 0 | 0 | 0 | 0 | 0 | 0 | 0 | 0 | 0 |
| 1989 | 1 | 10 | 0 | 0 | 64.22 | 0 | 0 | 0 | 0 |
| | 224.8409015 | 559.8862432 | 3162.727769 | 4042.15625 | 7705.794454 | | | | |
| | 4534.859759 | 4739.198854 | 3071.283091 | 2210.015262 | 1062.980897 | | | | |
| | 1214.839177 | 1191.964293 | 664.324081 | 696.5701124 | 0 | 180.0175462 | | | |

| | | | | | | | | | | |
|------|-------------|-------------|-------------|-------------|-------------|-------------|-------------|-------------|-------------|-------------|
| | 0 | 0 | 226.8885012 | 0 | 0 | 0 | 0 | 0 | 0 | 0 |
| | 0 | 0 | 0 | 0 | 0 | 0 | 0 | 0 | 0 | 0 |
| | 0 | 0 | 0 | 0 | 0 | 0 | 0 | 0 | 0 | 0 |
| | 0 | 0 | 0 | 0 | 0 | 0 | 0 | 0 | 0 | 0 |
| 1993 | 1 | 10 | 0 | 0 | 191.14 | 0 | 0 | 0 | 0 | |
| | 120.1353979 | | 1162.336046 | | 1917.343549 | | 3770.378049 | | 5501.966416 | |
| | 5011.854073 | | 3395.374822 | | 2905.163547 | | 2094.907843 | | 757.1194508 | |
| | 420.1350939 | | 668.706784 | | 313.6119453 | | 367.6771169 | | 65.29254079 | |
| | 216.2842397 | | 113.1286841 | | 0 | 0 | 42.48484849 | | 70.64383562 | 0 |
| | 84.96969697 | | 0 | 0 | 0 | 0 | 0 | 0 | 0 | 0 |
| | 0 | 0 | 0 | 0 | 0 | 0 | 0 | 0 | 0 | 0 |
| | 0 | 0 | 0 | 0 | 0 | 0 | 0 | 0 | 0 | 0 |
| 1994 | 1 | 10 | 0 | 0 | 199.35 | 0 | 0 | 0 | 219.4170364 | |
| | 502.4533629 | | 1032.281777 | | 2088.753175 | | 2700.567627 | | 4214.363902 | |
| | 3900.723771 | | 3303.10353 | | 2236.233557 | | 1129.112827 | | 400.6278448 | |
| | 242.9557915 | | 91.58742416 | | 201.8486487 | | 120.7648625 | | 140.1587755 | 0 |
| | 49.32608696 | | 0 | 0 | 0 | 0 | 68.72 | | 0 | 0 |
| | 0 | 0 | 0 | 0 | 0 | 0 | 0 | 0 | 0 | 0 |
| | 0 | 0 | 0 | 0 | 0 | 0 | 0 | 0 | 0 | 0 |
| | 0 | 0 | 0 | 0 | 0 | 0 | 0 | 0 | 0 | 0 |
| 1995 | 1 | 10 | 0 | 0 | 182.25 | 0 | 0 | 0 | 107.6539967 | |
| | 0 | 314.604067 | | 1806.634837 | | 2623.209114 | | 6054.456402 | | 3757.736478 |
| | 2825.896799 | | 1604.337605 | | 893.6302461 | | 245.0181818 | | 337.3379585 | 0 |
| | 229.3571429 | | 0 | 229.3571429 | | 114.6785714 | | 0 | 72.74545455 | 0 |
| | 0 | 0 | 0 | 0 | 0 | 0 | 0 | 0 | 0 | 0 |
| | 0 | 0 | 0 | 0 | 0 | 0 | 0 | 0 | 0 | 0 |
| | 0 | 0 | 0 | 0 | 0 | 0 | 0 | 0 | 0 | 0 |
| 1996 | 1 | 10 | 0 | 0 | 123.37 | 0 | 0 | 0 | 0 | 0 |
| | 234.4230769 | | 89.06896552 | | 1100.421007 | | 2577.523115 | | 3980.377491 | |
| | 2690.014383 | | 3089.308829 | | 2042.286319 | | 1215.629973 | | 410.0770227 | |
| | 143.8076923 | | 78.5 | 0 | 0 | 0 | 0 | 0 | 0 | 0 |
| | 0 | 0 | 0 | 0 | 0 | 0 | 0 | 0 | 0 | 0 |
| | 0 | 0 | 0 | 0 | 0 | 0 | 0 | 0 | 0 | 0 |
| | 0 | 0 | 0 | 0 | 0 | 0 | 0 | 0 | 0 | 0 |
| 1997 | 1 | 10 | 0 | 0 | 169.75 | 0 | 0 | 0 | 37.20731707 | 0 |
| | 540.5059404 | | 1301.359253 | | 2648.154468 | | 8423.818614 | | 4203.338204 | |
| | 9861.106653 | | 5482.117362 | | 8688.368134 | | 1837.362763 | | 432.7869333 | |
| | 1197.102695 | | 323.7003024 | | 282.8418736 | | 549.5563123 | | 288.7704914 | |
| | 36.73651079 | | 0 | 75.53398058 | | 0 | 0 | 0 | 0 | 0 |
| | 0 | 0 | 0 | 0 | 0 | 0 | 0 | 0 | 0 | 0 |
| | 0 | 0 | 0 | 0 | 0 | 0 | 0 | 0 | 0 | 0 |
| | 0 | 0 | 0 | 0 | 0 | 0 | 0 | 0 | 0 | 0 |
| 1998 | 1 | 10 | 0 | 0 | 273.84 | 0 | 0 | 0 | 76.4742268 | |
| | 793.1413517 | | 2192.276041 | | 5589.897997 | | 10847.03833 | | 7279.171033 | |
| | 9017.44332 | | 6803.331773 | | 4163.132868 | | 4798.719129 | | 3622.272345 | |
| | 731.5554842 | | 837.9041674 | | 791.3908218 | | 353.0204082 | | 162.4148148 | 0 |
| | 0 | 162.4148148 | | 0 | 0 | 0 | 76.4742268 | | 0 | 0 |
| | 0 | 0 | 0 | 0 | 0 | 0 | 0 | 0 | 0 | 0 |
| | 0 | 0 | 0 | 0 | 0 | 0 | 0 | 0 | 0 | 0 |
| | 0 | 0 | 0 | 0 | 0 | 0 | 0 | 0 | 0 | 0 |
| 1999 | 1 | 10 | 0 | 0 | 265.57 | 0 | 0 | 0 | 112.25 | 112.25 |
| | 274.1303007 | | 1216.471888 | | 3410.908391 | | 6191.820316 | | 6512.580884 | |
| | 5236.148204 | | 6262.321993 | | 2574.479191 | | 2466.977664 | | 1176.985111 | |
| | 838.6272096 | | 469.9515756 | | 389.2498761 | | 912.2392344 | | 70.17460318 | |
| | 64.55980861 | | 0 | 0 | 0 | 0 | 0 | 0 | 0 | 0 |
| | 0 | 0 | 0 | 0 | 0 | 0 | 0 | 0 | 0 | 0 |
| | 0 | 0 | 0 | 0 | 0 | 0 | 0 | 0 | 0 | 0 |
| | 0 | 0 | 0 | 0 | 0 | 0 | 0 | 0 | 0 | 0 |
| 2000 | 1 | 10 | 0 | 0 | 152.75 | 0 | 0 | 0 | 0 | |
| | 140.2708333 | | 786.3815096 | | 2054.777043 | | 3141.604031 | | 5630.211053 | |
| | 4404.114665 | | 3311.408439 | | 1924.169271 | | 372.2356034 | | 417.3475916 | |
| | 259.1285714 | | 367.3780791 | | 0 | 212.4439778 | 18.3 | | 0 | 0 |
| | 0 | 0 | 0 | 0 | 0 | 0 | 0 | 0 | 0 | 0 |
| | 0 | 0 | 0 | 0 | 0 | 0 | 0 | 0 | 0 | 0 |
| | 0 | 0 | 0 | 0 | 0 | 0 | 0 | 0 | 0 | 0 |
| 2001 | 1 | 10 | 0 | 0 | 92.12 | 0 | 0 | 0 | 0 | 1360.4 |
| | 115.4545455 | | 230.5143745 | | 1198.937507 | | 1332.449208 | | 1893.878029 | |
| | 1069.397232 | | 3261.154747 | | 316.995856 | | 236.7781848 | | 16.61538462 | |
| | 16.61538462 | | 23 | 235.997965 | | 0 | 0 | 0 | 0 | 0 |
| | 0 | 0 | 0 | 0 | 0 | 0 | 0 | 0 | 0 | 0 |

| | | | | | | | | | | | |
|----------------------------------|-------------|------------|-------------|------------|-------------|-----------|-------------|-------------|-------------|-------------|-----------|
| | 0 | 0 | 0 | 0 | 0 | 0 | 0 | 0 | 0 | 0 | 0 |
| | 0 | 0 | 0 | 0 | 0 | 0 | 0 | 0 | 0 | 0 | 0 |
| 2002 | 1 | 10 | 0 | 0 | 85.25 | 0 | 0 | 0 | 0 | 0 | 0 |
| | 291.9333333 | | 220.4146794 | | 796.8984632 | | 1281.164623 | | 2417.186895 | | |
| | 2047.446112 | | 464.5377886 | | 653.8317965 | | 545.1921569 | | 126.4391892 | | 66 |
| | 225.9333333 | | 22.5945946 | | 0 | 0 | 0 | 0 | 0 | 0 | 0 |
| | 0 | 0 | 0 | 0 | 0 | 0 | 0 | 0 | 0 | 0 | 0 |
| | 0 | 0 | 0 | 0 | 0 | 0 | 0 | 0 | 0 | 0 | 0 |
| | 0 | 0 | 0 | 0 | 0 | 0 | 0 | 0 | 0 | 0 | 0 |
| 2003 | 1 | 10 | 0 | 0 | 20.97 | 0 | 0 | 0 | 0 | 0 | 0 |
| | 0 | 79.675 | 146.8161765 | | 135.1965686 | | 93.39313726 | | 219.3544118 | | |
| | 64.02990196 | | 60.55980392 | | 3.666666667 | | 1.833333333 | | 0 | 0 | 0 |
| | 0 | 0 | 0 | 0 | 0 | 0 | 0 | 0 | 0 | 0 | 0 |
| | 0 | 0 | 0 | 0 | 0 | 0 | 0 | 0 | 0 | 0 | 0 |
| | 0 | 0 | 0 | 0 | 0 | 0 | 0 | 0 | 0 | 0 | 0 |
| | 0 | 0 | 0 | 0 | 0 | 0 | 0 | 0 | 0 | 0 | 0 |
| 2004 | 1 | 10 | 0 | 0 | 22.31 | 0 | 0 | 0 | 0 | 0 | 0 |
| | 67.2667547 | | 182.5883164 | | 91.29415822 | | 257.0294712 | | 233.0020677 | | |
| | 67.2667547 | | 476.4080241 | | 82.86765651 | | 82.86765651 | | 91.29415822 | | 0 |
| | 273.8824746 | | 67.2667547 | | 0 | 0 | 0 | 0 | 0 | 0 | 0 |
| | 0 | 0 | 0 | 0 | 0 | 0 | 0 | 0 | 0 | 0 | 0 |
| | 0 | 0 | 0 | 0 | 0 | 0 | 0 | 0 | 0 | 0 | 0 |
| | 0 | 0 | 0 | 0 | 0 | 0 | 0 | 0 | 0 | 0 | 0 |
| 2006 | 1 | 10 | 0 | 0 | 10.21 | 0 | 0 | 0 | 0 | 0 | 0 |
| | 0 | 0 | 70.90614982 | | 212.7184495 | | 0 | 70.90614982 | | 226.8181548 | |
| | 70.90614982 | | 70.90614982 | | 99.24143487 | | 70.90614982 | | 0 | 0 | |
| | 70.90614982 | | 0 | 0 | 0 | 0 | 0 | 0 | 0 | 0 | 0 |
| | 0 | 0 | 0 | 0 | 0 | 0 | 0 | 0 | 0 | 0 | 0 |
| | 0 | 0 | 0 | 0 | 0 | 0 | 0 | 0 | 0 | 0 | 0 |
| | 0 | 0 | 0 | 0 | 0 | 0 | 0 | 0 | 0 | 0 | 0 |
| # 2007 At-sea hake fishery (n=4) | | | | | | | | | | | |
| 2003 | 1 | 11 | 3 | 0 | 96.55 | 0 | 0 | 0 | 0 | 0 | 0 |
| | 0 | 0 | 0 | 0 | 0 | 0 | 2 | 3 | 0 | 16.111111 | 29.51634 |
| | 32.738562 | 20.26634 | 33.710784 | 20.873483 | 14.301587 | 9.151261 | 5.722222 | 0 | 0 | 0 | 0 |
| | 0 | 0 | 0 | 0 | 0 | 0 | 0 | 0 | 0 | 0 | 0 |
| | 0 | 0 | 2.6 | 14.643791 | 24.322222 | 49.410458 | 52.599673 | 48.207143 | 28.317927 | 13.857143 | 3 |
| | 4.634921 | 0 | 0 | 0 | 0 | 0 | 0 | 0 | 0 | 0 | 0 |
| 2004 | 1 | 11 | 3 | 0 | 118.47 | 0 | 0 | 0 | 0 | 0 | 0 |
| | 0 | 0 | 0 | 0 | 0 | 0 | 0 | 0 | 3.5 | 0 | 32.728571 |
| | 136.17437 | 135.745798 | | 150.712465 | 223.222549 | | 133.012465 | | 24.95 | | |
| | 112.702941 | | 0 | 6.25 | 0 | 0 | 0 | 0 | 0 | 0 | 0 |
| | 0 | 0 | 0 | 0 | 0 | 0 | 0 | 0 | 3.5 | 9.571429 | 17.828571 |
| | 133.931513 | | 77.771429 | 144.62437 | 15.85 | 9.25 | 8.6 | 0 | 0 | 3 | 0 |
| | 0 | 0 | | | | | | | | | |
| 2005 | 1 | 11 | 3 | 0 | 202.40 | 0 | 0 | 0 | 0 | 0 | 0 |
| | 0 | 0 | 0 | 0 | 0 | 0 | 0 | 1.75 | 5 | 11.5 | 27.277778 |
| | 55.72 | 55.8 | 51.67 | 63.882222 | 33.888889 | 22.97 | 27.498889 | 10.826667 | 4.333333 | 0 | 2 |
| | 0 | 0 | 0 | 0 | 0 | 0 | 0 | 0 | 0 | 0 | 0 |
| | 0 | 0 | 0 | 1 | 14.5 | 48.586667 | 90.476667 | 55.525556 | 32.386667 | 18.36 | 9.493333 |
| | 2 | 2.333333 | 0 | 0 | 0 | 1 | | | | | |
| 2006 | 1 | 11 | 3 | 0 | 182.29 | 0 | 0 | 0 | 0 | 0 | 3 |
| | 2 | 0 | 0 | 1 | 0 | 3 | 4 | 8 | 9 | 21 | 33.095238 |
| | 43.5 | 38.833333 | 40.095238 | 28.333333 | 27.3 | 15.428571 | 11 | 4 | 0 | 0 | 0 |
| | 0 | 0 | 0 | 0 | 0 | 0 | 0 | 2 | 0 | 3 | 1 |
| | 3 | 11.8 | 3 | 4 | 22.633333 | 53.8 | 48.345238 | 46.761905 | 20.8 | 5.833333 | 2 |
| | 0 | 0 | 0 | 0 | 0 | 0 | | | | | |
| # 2007 NWFSC survey (n=4) | | | | | | | | | | | |
| 2003 | 1 | 12 | 3 | 0 | 79.61 | 0 | 43306 | 57741 | 72897 | 0 | 43190 |
| | 25363 | 14357 | 54765 | 14357 | 15747 | 15786 | 71294 | 74632 | 166245 | 130017 | 88970 |
| | 138216 | 120031 | 133437 | 114197 | 27694 | 208718 | 4550 | 0 | 0 | 0 | 0 |
| | 25153 | 173224 | 220680 | 33019 | 0 | 54771 | 39761 | 14357 | 39802 | 0 | 0 |
| | 24636 | 100687 | 54051 | 180177 | 197325 | 239272 | 256082 | 155510 | 108064 | 4660 | 0 |
| | 0 | 0 | 0 | 0 | 0 | 4 | | | | | |
| 2004 | 1 | 12 | 3 | 0 | 79.5 | 0 | 46225 | 9781 | 101655 | 39123 | 51157 |
| | 92780 | 13115 | 90261 | 220272 | 85706 | 128292 | 141709 | 199472 | 223960 | 409937 | 367860 |
| | 168530 | 240944 | 195117 | 447365 | 385664 | 323417 | 274293 | 148496 | 37124 | 37124 | 1 |
| | 0 | 78842 | 33500 | 32061 | 75751 | 51385 | 168135 | 142813 | 127954 | 120285 | 143337 |
| | 170795 | 278281 | 55167 | 152484 | 243127 | 269669 | 405235 | 429197 | 755614 | 253451 | 133642 |
| | 122796 | 0 | 37124 | 0 | 0 | 5 | | | | | |

| | | | | | | | | | | | |
|--------------------------------|---------|---------|---------|---------|---------|---------|---------|---------|---------|---------|---------|
| 2005 | 1 | 12 | 3 | 0 | 99.54 | 9312 | 25526 | 8973 | 16237 | 32473 | 62804 |
| | 81477 | 80227 | 112847 | 140374 | 82628 | 96844 | 135024 | 186567 | 189341 | 190581 | 156303 |
| | 322646 | 354907 | 258389 | 192365 | 150472 | 0 | 0 | 8702 | 0 | 0 | 2 |
| | 18624 | 9312 | 12393 | 6197 | 27978 | 34827 | 58313 | 55054 | 47607 | 110161 | 128571 |
| | 91365 | 166210 | 171969 | 180936 | 258143 | 383581 | 550201 | 653532 | 226432 | 57416 | 36276 |
| | 18138 | 0 | 0 | 0 | 0 | 6 | | | | | |
| 2006 | 1 | 12 | 3 | 0 | 75.61 | 0 | 9256 | 9256 | 9256 | 8621 | 7697 |
| | 0 | 0 | 10606 | 47258 | 47258 | 63974 | 56121 | 132406 | 290410 | 1273628 | 1358876 |
| | 1865188 | 3615270 | 3503977 | 2670924 | 1502499 | 2171131 | 1233554 | 936980 | 8888 | 0 | 3 |
| | 0 | 0 | 0 | 0 | 8224 | 26068 | 7697 | 7697 | 0 | 0 | 76282 |
| | 42775 | 37284 | 846074 | 740597 | 1822163 | 2427673 | 3815830 | 5786048 | 4642550 | 1894456 | 742727 |
| | 0 | 296574 | 0 | 0 | 0 | 7 | | | | | |
| # 2007 triennial survey (n=10) | | | | | | | | | | | |
| 1983 | 1 | 13 | 3 | 0 | 215.16 | 0 | 0 | 3578 | 3578 | 13121 | 14688 |
| | 22563 | 113129 | 317694 | 562889 | 275905 | 287613 | 220792 | 246952 | 334313 | 233752 | 335422 |
| | 699948 | 484401 | 391119 | 537382 | 545882 | 236888 | 73064 | 37180 | 1813 | 0 | 0 |
| | 0 | 0 | 0 | 8946 | 14313 | 9641 | 27423 | 143716 | 326252 | 499398 | 389346 |
| | 261883 | 212402 | 244898 | 267583 | 293468 | 542581 | 850132 | 1241293 | 789315 | 540169 | 155779 |
| | 55125 | 11196 | 0 | 0 | 0 | 0 | | | | | |
| 1986 | 1 | 13 | 3 | 0 | 215.16 | 0 | 3015 | 1386 | 2202 | 20059 | 7538 |
| | 10696 | 19221 | 19347 | 40982 | 71310 | 84335 | 84117 | 166954 | 274047 | 301968 | 277293 |
| | 192250 | 201573 | 219700 | 195734 | 141261 | 154333 | 78156 | 30502 | 8970 | 0 | 0 |
| | 0 | 0 | 7148 | 10128 | 22063 | 19363 | 14420 | 112850 | 51652 | 52758 | 87857 |
| | 96422 | 164530 | 167154 | 335559 | 336212 | 284279 | 344089 | 370193 | 307445 | 312377 | 125384 |
| | 24739 | 8430 | 5836 | 0 | 0 | 0 | | | | | |
| 1989 | 1 | 13 | 3 | 0 | 175.77 | 5678 | 22712 | 73814 | 23116 | 15040 | 5678 |
| | 20314 | 69517 | 56203 | 107797 | 103159 | 75084 | 94889 | 94610 | 142711 | 162765 | 102671 |
| | 161590 | 133711 | 343786 | 305478 | 190954 | 173833 | 54169 | 94060 | 77410 | 0 | 0 |
| | 22712 | 0 | 68136 | 63175 | 19125 | 25160 | 22807 | 68265 | 81616 | 114142 | 104050 |
| | 81889 | 127530 | 137864 | 221340 | 196940 | 221243 | 304104 | 560162 | 523668 | 512477 | 86396 |
| | 31795 | 26226 | 75161 | 0 | 0 | 0 | | | | | |
| 1992 | 1 | 13 | 3 | 0 | 62.49 | 34885 | 10902 | 10966 | 20773 | 19820 | 14781 |
| | 30338 | 38288 | 31921 | 40398 | 42616 | 51985 | 106892 | 101108 | 107399 | 146992 | 69708 |
| | 21254 | 11877 | 20135 | 19809 | 17140 | 14090 | 1234 | 12073 | 11881 | 0 | 0 |
| | 34885 | 13301 | 25589 | 50418 | 28793 | 22995 | 16755 | 9768 | 11997 | 34329 | 26400 |
| | 18422 | 100552 | 90942 | 82939 | 52979 | 41260 | 25057 | 28979 | 21189 | 31815 | 7830 |
| | 1479 | 0 | 0 | 0 | 0 | 0 | | | | | |
| 1995 | 1 | 17 | 3 | 0 | 84.12 | 0 | 0 | 0 | 0 | 2425 | 6219 |
| | 9051 | 7444 | 34124 | 65169 | 84732 | 83277 | 68180 | 27715 | 41353 | 47699 | 28838 |
| | 40874 | 34870 | 54909 | 56214 | 71852 | 39778 | 40100 | 32907 | 6853 | 0 | 0 |
| | 0 | 0 | 0 | 0 | 0 | 13408 | 28080 | 35758 | 58054 | 137785 | 144116 |
| | 78322 | 72250 | 69039 | 25359 | 47640 | 47653 | 100883 | 120910 | 187447 | 124051 | 34202 |
| | 0 | 0 | 0 | 0 | 0 | 0 | | | | | |
| 1998 | 1 | 17 | 3 | 0 | 113.54 | 0 | 196 | 22571 | 196 | 1570 | 11689 |
| | 9864 | 7606 | 4191 | 21373 | 16103 | 40348 | 59768 | 79399 | 82635 | 70273 | 52250 |
| | 34294 | 35430 | 43633 | 18110 | 10390 | 7156 | 701 | 2824 | 0 | 0 | 0 |
| | 0 | 3982 | 7963 | 4963 | 1177 | 8729 | 11097 | 2159 | 1766 | 10547 | 24342 |
| | 65749 | 61566 | 76257 | 65988 | 50491 | 93704 | 68243 | 41814 | 33539 | 7181 | 6747 |
| | 2105 | 0 | 0 | 0 | 0 | 0 | | | | | |
| 2001 | 1 | 17 | 3 | 0 | 100.86 | 0 | 0 | 3606 | 0 | 32110 | 0 |
| | 67475 | 3520 | 7040 | 77336 | 44391 | 205336 | 414378 | 293143 | 161288 | 96909 | 54077 |
| | 79501 | 72585 | 72892 | 23599 | 7090 | 16502 | 0 | 0 | 0 | 0 | 0 |
| | 0 | 0 | 0 | 0 | 22492 | 0 | 22492 | 35200 | 26012 | 74040 | 83963 |
| | 262245 | 311511 | 186368 | 156321 | 90186 | 65787 | 79815 | 40142 | 36151 | 13856 | 3684 |
| | 0 | 0 | 0 | 0 | 0 | 0 | | | | | |
| 2004 | 1 | 17 | 3 | 0 | 90.84 | 0 | 0 | 4597 | 0 | 4040 | 0 |
| | 0 | 0 | 0 | 0 | 0 | 0 | 10782 | 35686 | 91136 | 56932 | 36869 |
| | 60475 | 55129 | 84106 | 59555 | 94921 | 41846 | 22135 | 0 | 0 | 0 | 0 |
| | 0 | 0 | 4040 | 0 | 0 | 0 | 0 | 0 | 6603 | 0 | 0 |
| | 11675 | 21407 | 32063 | 64495 | 59598 | 171145 | 144096 | 170212 | 166250 | 86653 | 47887 |
| | 4230 | 0 | 0 | 0 | 0 | 0 | | | | | |

Age data

35 # Number of age bins for data inputs
Lower edge of age bins (first is a minus group, last is a plus group)
1 2 3 4 5 6 7 8 9 10 11 12 13 14 15 16 17 18 19 20 21 22 23 24 25 26 27 28 29 30 31 32 33 34 35

3 # Number of ageing error types
Vectors of: Average age at true age (to accumulator age)
SD of ageing precision at true age

definition 1 CAP/NWFSC/ODFW

| | | | | | | | | | | | |
|-----------|-----------|-----------|-----------|-----------|-----------|-----------|-----------|----------|-----------|-----------|-----------|
| 0.5 | 1.418732 | 2.33746 | 3.2562 | 4.17493 | 5.09366 | 6.01239 | 6.93113 | 7.84986 | 8.76859 | 9.68732 | 10.6061 |
| | 11.5248 | 12.4435 | 13.3623 | 14.281 | 15.1997 | 16.1184 | 17.0372 | 17.9559 | 18.8746 | 19.7933 | 20.712 |
| | 21.6307 | 22.5494 | 23.4681 | 24.3868 | 25.3055 | 26.2242 | 27.1429 | 28.0616 | 28.9803 | 29.899 | 30.8177 |
| | 31.7364 | 32.6551 | 33.5738 | 34.4925 | 35.4112 | 36.3299 | 37.2486 | | | | |
| 0.0976918 | 0.0976918 | 0.195384 | 0.293075 | 0.390767 | 0.488459 | 0.586151 | 0.683843 | 0.781535 | 0.879226 | 0.976918 | 1.07461 |
| | 1.1723 | 1.26999 | 1.36769 | 1.46538 | 1.56307 | 1.66076 | 1.75845 | 1.85614 | 1.95384 | 2.0515278 | 2.1492196 |
| | 2.2469114 | 2.3446032 | 2.442295 | 2.5399868 | 2.6376786 | 2.7353704 | 2.8330622 | 2.930754 | 3.0284458 | 3.1261376 | 3.2238294 |
| | 3.3215212 | 3.419213 | 3.5169048 | 3.6145966 | 3.7122884 | 3.8099802 | 3.907672 | | | | |

definition 2 WDFW

| | | | | | | | | | | | |
|----------|----------|----------|----------|----------|----------|----------|----------|----------|----------|----------|----------|
| 0.5 | 1.5 | 2.5 | 3.5 | 4.5 | 5.5 | 6.5 | 7.5 | 8.5 | 9.5 | 10.5 | 11.5 |
| | 12.5 | 13.5 | 14.5 | 15.5 | 16.5 | 17.5 | 18.5 | 19.5 | 20.5 | 21.5 | 22.5 |
| | 23.5 | 24.5 | 25.5 | 26.5 | 27.5 | 28.5 | 29.5 | 30.5 | 31.5 | 32.5 | 33.5 |
| | 34.5 | 35.5 | 36.5 | 37.5 | 38.5 | 39.5 | 40.5 | | | | |
| 0.112926 | 0.112926 | 0.225851 | 0.338777 | 0.451702 | 0.564628 | 0.677553 | 0.790479 | 0.903404 | 1.01633 | 1.12926 | 1.24218 |
| | 1.35511 | 1.46803 | 1.58096 | 1.69388 | 1.80681 | 1.91973 | 2.03266 | 2.14559 | 2.25851 | 2.371446 | 2.484372 |
| | 2.597298 | 2.710224 | 2.82315 | 2.936076 | 3.049002 | 3.161928 | 3.274854 | 3.38778 | 3.500706 | 3.613632 | 3.726558 |
| | 3.839484 | 3.95241 | 4.065336 | 4.178262 | 4.291188 | 4.404114 | 4.51704 | | | | |

definition 3 Surface

| | | | | | | | | | | | |
|----------|-------------|----------|-------------|----------|-------------|----------|-------------|-------------|-------------|------------|----------|
| 0.5 | 1.418732 | 2.33746 | 3.33 | 4.6 | 5.81 | 6.95 | 8.04 | 9.08 | 10.07 | 11.01 | 11.91 |
| | 12.76 | 13.57 | 14.34 | 15.07 | 15.77 | 16.43 | 17.06 | 17.66 | 18.24 | 18.78 | |
| | 19.1656896 | | 19.64283015 | | 20.0954992 | | 20.52500625 | | 20.9326368 | | |
| | 21.31965835 | | 21.6873264 | | 22.03689045 | | 22.3696 | 22.68671055 | | 22.9894896 | |
| | 23.27922265 | | 23.5572192 | | 23.82481875 | | 24.02481875 | | 24.22481875 | | |
| | 24.42481875 | | 24.62481875 | | 24.82481875 | | | | | | |
| 0.166883 | 0.166883 | 0.333765 | 0.500648 | 0.667531 | 0.834414 | 1.0013 | 1.16818 | 1.33506 | 1.50194 | 1.66883 | 1.83571 |
| | 2.00259 | 2.16948 | 2.33636 | 2.50324 | 2.67012 | 2.83701 | 3.00389 | 3.17077 | 3.33765 | 3.504543 | 3.671426 |
| | 3.838309 | 4.005192 | 4.172075 | 4.338958 | 4.505841 | 4.672724 | 4.839607 | 5.00649 | 5.173373 | 5.340256 | 5.507139 |
| | 5.674022 | 5.840905 | 6.007788 | 6.174671 | 6.341554 | 6.508437 | 6.67532 | | | | |

Age composition data

487 # Total number of age observations

Conditional ages for surveys, marginal for fishing fleets

| # Year | Season | Type | Gender | Partition | ageerr | Lbin_lo | Lbin_hi | Nsamps | Data: females then males | | |
|--|-----------|---------|---------|-----------|----------|----------|----------|----------|--------------------------|---------|---------|
| # 2007 Southern California trawl fleet age error key 1 (n=8) | | | | | | | | | | | |
| 1981 | 1 | 1 | 3 | 0 | 1 | -1 | -1 | 4.83 | 0.000 | 0.000 | 0.000 |
| | 0.000 | 0.000 | 0.000 | 0.000 | 0.000 | 0.000 | 0.000 | 1000.000 | 0.000 | 0.000 | 0.000 |
| | 0.000 | 0.000 | 0.000 | 0.000 | 0.000 | 0.000 | 0.000 | 0.000 | 0.000 | 0.000 | 0.000 |
| | 0.000 | 0.000 | 0.000 | 0.000 | 0.000 | 0.000 | 0.000 | 0.000 | 0.000 | 0.000 | 0.000 |
| | 0.000 | 0.000 | 0.000 | 0.000 | 0.000 | 500.000 | 500.000 | 500.000 | 0.000 | 500.000 | 0.000 |
| | 0.000 | 0.000 | 0.000 | 0.000 | 0.000 | 0.000 | 0.000 | 0.000 | 0.000 | 0.000 | 0.000 |
| | 0.000 | 0.000 | 0.000 | 0.000 | 0.000 | 0.000 | 0.000 | 0.000 | 0.000 | 0.000 | 0.000 |
| | 0.000 # | | | | | | | | | | |
| 1983 | 1 | 1 | 3 | 0 | 1 | -1 | -1 | 3.55 | 0.000 | 0.000 | 0.000 |
| | 0.000 | 0.000 | 0.000 | 0.000 | 0.000 | 500.000 | 0.000 | 0.000 | 500.000 | 0.000 | 0.000 |
| | 0.000 | 0.000 | 0.000 | 0.000 | 0.000 | 0.000 | 0.000 | 0.000 | 0.000 | 0.000 | 0.000 |
| | 0.000 | 0.000 | 0.000 | 0.000 | 0.000 | 0.000 | 0.000 | 0.000 | 0.000 | 0.000 | 0.000 |
| | 0.000 | 0.000 | 0.000 | 0.000 | 0.000 | 0.000 | 500.000 | 500.000 | 0.000 | 0.000 | 0.000 |
| | 0.000 | 0.000 | 0.000 | 0.000 | 0.000 | 0.000 | 0.000 | 0.000 | 0.000 | 0.000 | 0.000 |
| | 0.000 | 0.000 | 0.000 | 0.000 | 0.000 | 0.000 | 0.000 | 0.000 | 0.000 | 0.000 | 0.000 |
| | 0.000 # | | | | | | | | | | |
| 1984 | 1 | 1 | 3 | 0 | 1 | -1 | -1 | 18.69 | 0.000 | 0.000 | 0.000 |
| | 123.718 | 96.225 | 94.482 | 0.000 | 280.996 | 500.000 | 1000.000 | 0.000 | 0.000 | 0.000 | 0.000 |
| | 0.000 | 0.000 | 0.000 | 500.000 | 0.000 | 0.000 | 0.000 | 0.000 | 0.000 | 0.000 | 0.000 |
| | 0.000 | 0.000 | 0.000 | 0.000 | 0.000 | 0.000 | 0.000 | 0.000 | 0.000 | 0.000 | 0.000 |
| | 0.000 | 13.746 | 123.718 | 68.732 | 96.225 | 0.000 | 513.746 | 1500.000 | 0.000 | 0.000 | 500.000 |
| | 0.000 | 500.000 | 0.000 | 0.000 | 0.000 | 0.000 | 0.000 | 0.000 | 0.000 | 0.000 | 0.000 |
| | 0.000 | 0.000 | 0.000 | 500.000 | 1000.000 | 1000.000 | 0.000 | 0.000 | 0.000 | 0.000 | 0.000 |
| | 0.000 # | | | | | | | | | | |
| 1985 | 1 | 1 | 3 | 0 | 1 | -1 | -1 | 18.97 | 0.000 | 0.000 | 0.000 |
| | 0.000 | 0.000 | 364.773 | 2026.000 | 1982.173 | 890.773 | 559.273 | 242.250 | 182.800 | 182.800 | 0.000 |
| | 0.000 | 0.000 | 0.000 | 0.000 | 364.773 | 0.000 | 0.000 | 0.000 | 0.000 | 0.000 | 0.000 |
| | 0.000 | 0.000 | 0.000 | 0.000 | 0.000 | 0.000 | 0.000 | 0.000 | 0.000 | 0.000 | 0.000 |
| | 0.000 | 0.000 | 0.000 | 0.000 | 0.000 | 2000.000 | 26.000 | 742.250 | 91.400 | 716.667 | 91.400 |
| | 0.000 | 0.000 | 0.000 | 0.000 | 0.000 | 0.000 | 0.000 | 0.000 | 0.000 | 0.000 | 0.000 |
| | 364.773 | 0.000 | 0.000 | 0.000 | 0.000 | 0.000 | 0.000 | 0.000 | 0.000 | 0.000 | 0.000 |
| | 364.773 # | | | | | | | | | | |
| 2002 | 1 | 1 | 3 | 0 | 1 | -1 | -1 | 1.83 | 0.000 | 0.000 | 0.000 |
| | 0.000 | 0.000 | 0.000 | 1.000 | 2.000 | 0.000 | 1.000 | 1.000 | 0.000 | 0.000 | 0.000 |
| | 0.000 | 0.000 | 0.000 | 0.000 | 0.000 | 0.000 | 0.000 | 0.000 | 0.000 | 0.000 | 0.000 |

| | | | | | | | | | | | |
|---|----------|----------|----------|----------|----------|----------|----------|----------|----------|----------|----------|
| | 0.000 | 0.000 | 0.000 | 0.000 | 0.000 | 0.000 | 0.000 | 0.000 | 0.000 | 0.000 | 0.000 |
| | 0.000 | 0.000 | 0.000 | 0.000 | 0.000 | 1.000 | 0.000 | 0.000 | 0.000 | 0.000 | 0.000 |
| | 0.000 | 0.000 | 0.000 | 0.000 | 0.000 | 0.000 | 0.000 | 0.000 | 0.000 | 0.000 | 0.000 |
| | 0.000 | 0.000 | 0.000 | 0.000 | 0.000 | 0.000 | 0.000 | 0.000 | 0.000 | 0.000 | 0.000 |
| | 0.000 # | | | | | | | | | | |
| 2003 | 1 | 1 | 2 | 0 | 1 | -1 | -1 | 1.28 | 0.000 | 0.000 | 0.000 |
| | 0.000 | 0.000 | 0.000 | 0.000 | 0.000 | 0.000 | 0.000 | 0.000 | 0.000 | 0.000 | 0.000 |
| | 0.000 | 0.000 | 0.000 | 0.000 | 0.000 | 0.000 | 0.000 | 0.000 | 0.000 | 0.000 | 0.000 |
| | 0.000 | 0.000 | 0.000 | 0.000 | 0.000 | 0.000 | 0.000 | 0.000 | 0.000 | 0.000 | 0.000 |
| | 0.000 | 0.000 | 0.000 | 0.000 | 0.000 | 0.000 | 1.000 | 1.000 | 0.000 | 0.000 | 0.000 |
| | 0.000 | 0.000 | 0.000 | 0.000 | 0.000 | 0.000 | 0.000 | 0.000 | 0.000 | 0.000 | 0.000 |
| | 0.000 | 0.000 | 0.000 | 0.000 | 0.000 | 0.000 | 0.000 | 0.000 | 0.000 | 0.000 | 0.000 |
| | 0.000 # | | | | | | | | | | |
| 2004 | 1 | 1 | 2 | 0 | 1 | -1 | -1 | 1.14 | 0.000 | 0.000 | 0.000 |
| | 0.000 | 0.000 | 0.000 | 0.000 | 0.000 | 0.000 | 0.000 | 0.000 | 0.000 | 0.000 | 0.000 |
| | 0.000 | 0.000 | 0.000 | 0.000 | 0.000 | 0.000 | 0.000 | 0.000 | 0.000 | 0.000 | 0.000 |
| | 0.000 | 0.000 | 0.000 | 0.000 | 0.000 | 0.000 | 0.000 | 0.000 | 0.000 | 0.000 | 0.000 |
| | 0.000 | 0.000 | 0.000 | 0.000 | 0.000 | 1.000 | 0.000 | 0.000 | 0.000 | 0.000 | 0.000 |
| | 0.000 | 0.000 | 0.000 | 0.000 | 0.000 | 0.000 | 0.000 | 0.000 | 0.000 | 0.000 | 0.000 |
| | 0.000 | 0.000 | 0.000 | 0.000 | 0.000 | 0.000 | 0.000 | 0.000 | 0.000 | 0.000 | 0.000 |
| | 0.000 # | | | | | | | | | | |
| 2005 | 1 | 1 | 3 | 0 | 1 | -1 | -1 | 3.55 | 0.000 | 0.000 | 1.000 |
| | 0.000 | 0.000 | 0.000 | 0.000 | 0.000 | 1.000 | 0.000 | 1.000 | 0.000 | 0.000 | 0.000 |
| | 0.000 | 0.000 | 0.000 | 0.000 | 0.000 | 0.000 | 0.000 | 0.000 | 0.000 | 0.000 | 0.000 |
| | 0.000 | 0.000 | 0.000 | 0.000 | 0.000 | 0.000 | 0.000 | 0.000 | 0.000 | 0.000 | 0.000 |
| | 0.000 | 1.000 | 0.000 | 0.000 | 0.000 | 0.000 | 0.000 | 0.000 | 0.000 | 0.000 | 0.000 |
| | 0.000 | 0.000 | 0.000 | 0.000 | 0.000 | 0.000 | 0.000 | 0.000 | 0.000 | 0.000 | 0.000 |
| | 0.000 | 0.000 | 0.000 | 0.000 | 0.000 | 0.000 | 0.000 | 0.000 | 0.000 | 0.000 | 0.000 |
| | 0.000 # | | | | | | | | | | |
| # 2007 Northern California trawl fleet age key 1 (n=11) | | | | | | | | | | | |
| 1981 | 1 | 2 | 3 | 0 | 1 | -1 | -1 | 64.39 | 0.000 | 0.000 | 0.000 |
| | 0.000 | 171.871 | 155.052 | 143.855 | 552.491 | 960.329 | 1078.854 | 476.593 | 252.977 | 1164.645 | 612.456 |
| | 614.869 | 571.300 | 520.123 | 14.040 | 124.939 | 44.745 | 329.820 | 465.292 | 0.000 | 71.300 | 0.000 |
| | 11.489 | 49.480 | 0.000 | 0.000 | 135.129 | 0.000 | 0.000 | 0.000 | 0.000 | 0.000 | 0.000 |
| | 0.000 | 0.000 | 0.000 | 37.002 | 252.396 | 64.149 | 1172.284 | 1017.173 | 370.414 | 604.302 | 357.478 |
| | 930.652 | 604.664 | 724.354 | 427.770 | 0.000 | 12.170 | 0.000 | 60.526 | 404.792 | 0.000 | 71.300 |
| | 0.000 | 0.000 | 37.489 | 0.000 | 0.000 | 0.000 | 0.000 | 0.000 | 15.023 | 0.000 | 0.000 |
| | 26.776 | | | | | | | | | | |
| 1982 | 1 | 2 | 3 | 0 | 1 | -1 | -1 | 79.98 | 0.000 | 0.000 | 0.000 |
| | 0.000 | 0.000 | 455.671 | 505.739 | 809.562 | 534.882 | 1664.928 | 1515.326 | 1705.311 | 157.233 | 895.207 |
| | 551.145 | 0.000 | 381.290 | 441.215 | 11.588 | 0.000 | 15.135 | 0.000 | 429.253 | 0.000 | 0.000 |
| | 0.000 | 0.000 | 0.000 | 0.000 | 0.000 | 0.000 | 0.000 | 0.000 | 0.000 | 0.000 | 0.000 |
| | 439.254 | 0.000 | 0.000 | 30.154 | 974.703 | 137.143 | 1009.961 | 1363.132 | 2457.232 | 1390.602 | 821.069 |
| | 257.505 | 147.106 | 380.196 | 762.581 | 221.857 | 468.665 | 49.057 | 887.256 | 167.180 | 572.830 | 721.857 |
| | 0.000 | 0.000 | 0.000 | 221.857 | 0.000 | 0.000 | 0.000 | 0.000 | 500.000 | 0.000 | 0.000 |
| | 221.857 | | | | | | | | | | |
| 1983 | 1 | 2 | 3 | 0 | 1 | -1 | -1 | 167.10 | 0.000 | 0.000 | 0.000 |
| | 5.747 | 93.377 | 219.512 | 952.225 | 2093.845 | 2071.412 | 562.523 | 1666.687 | 225.840 | 1206.857 | 921.750 |
| | 1972.970 | 464.367 | 655.391 | 211.598 | 193.744 | 8.840 | 457.666 | 0.000 | 859.848 | 283.133 | 769.938 |
| | 0.000 | 0.000 | 54.392 | 250.705 | 0.000 | 205.045 | 0.000 | 359.848 | 0.000 | 364.923 | 0.000 |
| | 0.000 | 0.000 | 0.000 | 303.942 | 103.889 | 1867.813 | 1936.779 | 2824.357 | 1371.667 | 4971.029 | 1015.804 |
| | 905.464 | 531.908 | 749.270 | 1574.260 | 1477.369 | 37.216 | 596.812 | 902.296 | 820.007 | 27.843 | 564.893 |
| | 127.532 | 323.870 | 359.848 | 0.000 | 52.019 | 62.040 | 0.000 | 0.000 | 500.000 | 0.000 | 205.045 |
| | 1400.464 | | | | | | | | | | |
| 1984 | 1 | 2 | 3 | 0 | 1 | -1 | -1 | 109.40 | 0.000 | 0.000 | 0.000 |
| | 0.000 | 0.000 | 1163.744 | 740.745 | 1490.822 | 1832.411 | 1163.223 | 1672.036 | 1004.852 | 398.358 | 1296.562 |
| | 399.151 | 1603.336 | 137.387 | 106.831 | 80.773 | 201.809 | 68.850 | 0.000 | 147.961 | 154.250 | 0.000 |
| | 235.778 | 0.000 | 199.282 | 525.262 | 0.000 | 24.386 | 0.000 | 0.000 | 229.966 | 476.896 | 0.000 |
| | 0.000 | 0.000 | 0.000 | 56.725 | 169.882 | 567.390 | 1413.331 | 878.886 | 1800.631 | 1602.013 | 1773.945 |
| | 77.472 | 0.000 | 972.600 | 305.052 | 414.354 | 426.362 | 10.900 | 143.350 | 0.000 | 334.353 | 432.588 |
| | 0.000 | 500.510 | 504.399 | 0.000 | 142.608 | 376.596 | 10.900 | 166.157 | 293.260 | 146.630 | 158.861 |
| | 540.507 | | | | | | | | | | |
| 1985 | 1 | 2 | 3 | 0 | 1 | -1 | -1 | 112.37 | 0.000 | 0.000 | 0.000 |
| | 0.000 | 78.393 | 208.954 | 1380.992 | 1828.328 | 2118.386 | 888.288 | 2023.116 | 1224.364 | 815.748 | 139.485 |
| | 190.525 | 1057.559 | 633.697 | 302.630 | 1089.635 | 434.647 | 1384.695 | 108.774 | 325.874 | 293.774 | 434.647 |
| | 347.121 | 288.030 | 0.000 | 190.525 | 186.804 | 0.000 | 0.000 | 0.000 | 2.386 | 576.061 | 0.000 |
| | 0.000 | 0.000 | 0.000 | 24.733 | 117.263 | 1527.011 | 918.644 | 3339.029 | 2520.794 | 2081.283 | 1501.902 |
| | 1062.287 | 599.978 | 139.485 | 415.724 | 769.725 | 453.161 | 0.000 | 16.760 | 340.399 | 347.121 | 470.495 |
| | 1107.642 | 951.585 | 190.525 | 614.351 | 105.980 | 0.000 | 884.767 | 0.000 | 0.000 | 0.000 | 44.225 |
| | 299.298 | | | | | | | | | | |

| | | | | | | | | | | | |
|---|-------------|-------------|-------------|-------------|-------------|-------------|-------------|-------------|--------|--------|--------|
| 1987 | 1 | 2 | 2 | 0 | 1 | -1 | -1 | 1.14 | 0.000 | 0.000 | 0.000 |
| | 0.000 | 0.000 | 0.000 | 0.000 | 0.000 | 0.000 | 0.000 | 0.000 | 0.000 | 0.000 | 0.000 |
| | 0.000 | 0.000 | 0.000 | 0.000 | 0.000 | 0.000 | 0.000 | 0.000 | 0.000 | 0.000 | 0.000 |
| | 0.000 | 0.000 | 0.000 | 0.000 | 0.000 | 0.000 | 0.000 | 0.000 | 0.000 | 0.000 | 0.000 |
| | 0.000 | 0.000 | 0.000 | 0.000 | 0.000 | 0.000 | 0.000 | 0.000 | 0.000 | 0.000 | 0.000 |
| | 0.000 | 0.000 | 0.000 | 0.000 | 0.000 | 0.000 | 0.000 | 159.100 | 0.000 | 0.000 | 0.000 |
| | 0.000 | 0.000 | 0.000 | 0.000 | 0.000 | 0.000 | 0.000 | 0.000 | 0.000 | 0.000 | 0.000 |
| 2001 | 1 | 2 | 3 | 0 | 1 | -1 | -1 | 4.86 | 0.000 | 0.000 | 0.000 |
| | 0.000 | 0.000 | 0.000 | 1.818 | 1.818 | 1.818 | 5.455 | 5.455 | 5.455 | 3.636 | 3.636 |
| | 1.818 | 0.000 | 0.000 | 0.000 | 0.000 | 0.000 | 0.000 | 0.000 | 0.000 | 0.000 | 0.000 |
| | 0.000 | 0.000 | 0.000 | 0.000 | 0.000 | 0.000 | 0.000 | 0.000 | 0.000 | 0.000 | 0.000 |
| | 0.000 | 0.000 | 0.000 | 0.000 | 0.000 | 0.000 | 1.818 | 3.636 | 0.000 | 5.455 | 3.636 |
| | 5.455 | 0.000 | 0.000 | 0.000 | 0.000 | 0.000 | 0.000 | 0.000 | 0.000 | 0.000 | 0.000 |
| | 0.000 | 0.000 | 0.000 | 0.000 | 0.000 | 0.000 | 0.000 | 0.000 | 0.000 | 0.000 | 0.000 |
| 2002 | 1 | 2 | 3 | 0 | 1 | -1 | -1 | 14.52 | 0.000 | 0.000 | 0.000 |
| | 0.000 | 0.000 | 0.000 | 0.000 | 4.495 | 7.773 | 3.795 | 18.610 | 8.061 | 4.495 | 0.000 |
| | 3.495 | 0.000 | 1.378 | 0.000 | 0.000 | 0.000 | 0.000 | 0.000 | 0.000 | 0.000 | 0.000 |
| | 0.000 | 0.000 | 0.000 | 0.000 | 0.000 | 0.000 | 0.000 | 0.000 | 0.000 | 0.000 | 0.000 |
| | 0.000 | 0.000 | 0.000 | 0.000 | 6.448 | 7.606 | 7.931 | 4.031 | 10.479 | 10.463 | 8.984 |
| | 7.485 | 1.000 | 1.300 | 0.000 | 1.000 | 0.000 | 1.300 | 0.000 | 0.000 | 0.000 | 0.000 |
| | 0.000 | 0.000 | 0.000 | 0.000 | 0.000 | 0.000 | 0.000 | 0.000 | 0.000 | 0.000 | 0.000 |
| 2003 | 1 | 2 | 3 | 0 | 1 | -1 | -1 | 8.66 | 0.000 | 0.000 | 0.000 |
| | 0.000 | 0.000 | 0.000 | 1.000 | 5.000 | 10.000 | 1.000 | 3.000 | 4.000 | 4.000 | 2.000 |
| | 1.000 | 1.000 | 0.000 | 0.000 | 0.000 | 0.000 | 0.000 | 0.000 | 0.000 | 0.000 | 0.000 |
| | 0.000 | 0.000 | 0.000 | 0.000 | 0.000 | 0.000 | 0.000 | 0.000 | 0.000 | 0.000 | 0.000 |
| | 0.000 | 0.000 | 0.000 | 0.000 | 0.000 | 0.000 | 1.000 | 1.000 | 4.000 | 0.000 | 1.000 |
| | 2.000 | 0.000 | 0.000 | 0.000 | 0.000 | 0.000 | 0.000 | 0.000 | 0.000 | 0.000 | 0.000 |
| | 0.000 | 0.000 | 0.000 | 0.000 | 0.000 | 0.000 | 0.000 | 0.000 | 0.000 | 0.000 | 0.000 |
| 2004 | 1 | 2 | 3 | 0 | 1 | -1 | -1 | 9.93 | 0.000 | 0.000 | 0.000 |
| | 1.000 | 5.000 | 5.000 | 16.600 | 3.000 | 0.000 | 1.000 | 0.000 | 16.600 | 0.000 | 0.000 |
| | 0.000 | 0.000 | 0.000 | 0.000 | 0.000 | 0.000 | 0.000 | 0.000 | 0.000 | 0.000 | 0.000 |
| | 0.000 | 0.000 | 0.000 | 0.000 | 0.000 | 0.000 | 0.000 | 0.000 | 0.000 | 0.000 | 0.000 |
| | 0.000 | 0.000 | 0.000 | 3.000 | 0.000 | 18.600 | 3.000 | 16.600 | 3.000 | 0.000 | 15.600 |
| | 0.000 | 2.000 | 1.000 | 0.000 | 0.000 | 0.000 | 0.000 | 0.000 | 0.000 | 0.000 | 0.000 |
| | 0.000 | 0.000 | 0.000 | 0.000 | 0.000 | 0.000 | 0.000 | 0.000 | 0.000 | 0.000 | 0.000 |
| 2005 | 1 | 2 | 2 | 0 | 1 | -1 | -1 | 2.69 | 0.000 | 0.000 | 0.000 |
| | 0.000 | 0.000 | 0.000 | 0.000 | 0.000 | 0.000 | 0.000 | 0.000 | 0.000 | 0.000 | 0.000 |
| | 0.000 | 0.000 | 0.000 | 0.000 | 0.000 | 0.000 | 0.000 | 0.000 | 0.000 | 0.000 | 0.000 |
| | 0.000 | 0.000 | 0.000 | 0.000 | 0.000 | 0.000 | 0.000 | 0.000 | 0.000 | 0.000 | 0.000 |
| | 0.000 | 0.000 | 0.000 | 0.000 | 1.000 | 0.000 | 0.000 | 0.000 | 1.000 | 0.000 | 0.000 |
| | 2.000 | 1.000 | 0.000 | 0.000 | 0.000 | 0.000 | 0.000 | 0.000 | 0.000 | 0.000 | 0.000 |
| | 0.000 | 0.000 | 0.000 | 0.000 | 0.000 | 0.000 | 0.000 | 0.000 | 0.000 | 0.000 | 0.000 |
| # 2007 Oregon trawl fleet with age error key 1 (n=25) | | | | | | | | | | | |
| 1980 | 1 | 3 | 3 | 0 | 1 | -1 | -1 | 56.48 | 0 | 0 | 0 |
| | 0 | 0 | 0 | 19.0528035 | 35.5249684 | 32.9443299 | 16.4721649 | | | | |
| | 246.1499061 | 295.5244271 | 515.2433836 | 496.7916307 | 351.496883 | | | | | | |
| | 783.8522156 | 869.629893 | 199.1663697 | 604.65023 | 544.888627 | 222.542324 | | | | | |
| | 521.9129669 | 517.5869465 | 163.8310552 | 0 | 83.9031889 | 63.4557014 | | | | | |
| | 65.8886598 | 63.4557014 | 130.8867253 | 0 | 0 | 0 | 0 | | | | |
| | 0 | 0 | 0 | 0 | 9.5264017 | 16.4721649 | 576.1265258 | | | | |
| | 101.5613084 | 108.5070716 | 379.0301913 | 929.2802435 | 317.9759687 | | | | | | |
| | 717.0801581 | 549.3682202 | 620.605899 | 1542.466393 | 567.0034413 | | | | | | |
| | 1651.308888 | 1082.508127 | 537.6195004 | 326.8049087 | 1143.928296 | | | | | | |
| | 678.935447 | 621.8495312 | 318.0441385 | 273.2619326 | 32.9443299 | | | | | | |
| | 351.5545607 | 256.7897677 | 348.55551 | 145.5848983 | 415.0102621 | 25.8089127 | | | | | |
| | 795.7829656 | | | | | | | | | | |
| | 1 | 3 | 3 | 0 | 1 | -1 | -1 | 10.28 | 0 | 0 | 0 |
| 1981 | 0 | 0 | 0 | 0 | 230.5996252 | 0 | 0 | 1588.750271 | | | |
| | 982.3003055 | 606.4499654 | 606.4499654 | 375.8503401 | 230.5996252 | | | | | | |
| | 375.8503401 | 606.4499654 | 0 | 0 | 922.3985009 | 461.1992505 | 0 | | | | |
| | 230.5996252 | 230.5996252 | 0 | 0 | 0 | 0 | 0 | 0 | 0 | 0 | |
| | 0 | 0 | 230.5996252 | 0 | 0 | 0 | 0 | 0 | 0 | 0 | 0 |
| | 0 | 0 | 837.0495906 | 230.5996252 | 606.4499654 | 230.5996252 | | | | | |
| | 982.3003055 | 461.1992505 | 375.8503401 | 1127.55102 | 837.0495906 | | | | | | |

| | | | | | | | | | |
|------|-------------|-------------|-------------|-------------|-------------|-------------|----------|---------|-----------|
| | 375.8503401 | 375.8503401 | 0 | 1503.401361 | 982.3003055 | 375.8503401 | | | |
| | 230.5996252 | 0 | 0 | 0 | 0 | 375.8503401 | 0 | | |
| | 230.5996252 | 0 | 375.8503401 | | | | | | |
| 1983 | 1 | 3 | 3 | 0 | 1 | -1 | -1 | 204.74 | 0 |
| | 0 | 213.8485138 | 243.3152148 | 1067.225709 | 2195.062394 | 2894.850549 | | | |
| | 3879.902626 | 3054.129672 | 2751.510518 | 3001.940922 | 2812.473906 | | | | |
| | 2441.258285 | 1118.251376 | 575.6970148 | 963.6910956 | 1087.080701 | | | | |
| | 899.3282739 | 856.2166328 | 698.733863 | 708.5262368 | 758.7308939 | | | | |
| | 356.8416573 | 246.4921771 | 188.0094288 | 229.8681228 | 208.7198424 | | | | |
| | 40.5922665 | 8.6557997 | 151.4842609 | 110.2132549 | 137.3070859 | 313.6422511 | | | |
| | 0 | 0 | 0 | 58.2135426 | 412.7847706 | 1536.550408 | | | |
| | 3802.597439 | 4895.683267 | 4690.510442 | 2230.23026 | 2085.696307 | | | | |
| | 2325.31177 | 2980.209294 | 1874.596455 | 1216.729336 | 1364.158886 | | | | |
| | 1401.055736 | 1057.6148 | 1990.862128 | 1478.435065 | 1755.857516 | 1479.073616 | | | |
| | 1160.917924 | 826.6326401 | 755.4156068 | 839.7073738 | 536.1764609 | | | | |
| | 1019.778152 | 705.6840087 | 949.3653908 | 605.5321124 | 501.4256925 | | | | |
| | 355.4971152 | 3867.991233 | | | | | | | |
| 1984 | 1 | 3 | 3 | 0 | 1 | -1 | -1 | 134.14 | 0 |
| | 21.3407134 | 44.6710663 | 297.879374 | 678.2147005 | 1051.86582 | | | | |
| | 1813.324588 | 2405.419972 | 2707.951316 | 1561.479072 | 989.4581132 | | | | |
| | 1656.514619 | 1000.457785 | 680.9618642 | 312.6764773 | 509.4572293 | | | | |
| | 396.1088628 | 273.3952643 | 934.2673031 | 404.8884521 | 651.0191832 | | | | |
| | 449.5250621 | 245.6952335 | 196.4645576 | 186.6826387 | 228.5168816 | | | | |
| | 94.4607117 | 211.9598583 | 0 | 115.7910122 | 58.3669848 | 132.0779164 | | | |
| | 108.4583508 | 0 | 0 | 13.5833577 | 32.3413314 | 487.3091286 | | | |
| | 970.32225 | 1686.674987 | 3250.016379 | 3101.088826 | 2451.236796 | 1624.476519 | | | |
| | 1503.431012 | 1119.418988 | 1687.900129 | 1367.793919 | 737.5427611 | | | | |
| | 395.1882769 | 588.8533625 | 807.4840597 | 1235.678244 | 1265.381861 | | | | |
| | 992.9196773 | 799.7553354 | 1025.538012 | 621.0376308 | 756.8987954 | | | | |
| | 528.9571231 | 266.941841 | 512.3300475 | 270.6103239 | 586.6184587 | | | | |
| | 459.0543646 | 607.237466 | 3300.092477 | | | | | | |
| 1985 | 1 | 3 | 3 | 0 | 1 | -1 | -1 | 169.44 | 0 |
| | 0 | 0 | 347.3992369 | 892.9021116 | 1054.640438 | 2274.971563 | | | |
| | 2811.714979 | 2492.573396 | 1614.090392 | 1467.353169 | 962.3198751 | | | | |
| | 886.8325001 | 871.7970466 | 773.1980963 | 457.9719349 | 189.7426232 | | | | |
| | 195.5506408 | 220.4903908 | 464.7750183 | 503.6442856 | 277.282123 | | | | |
| | 328.4364166 | 0 | 67.7917142 | 0 | 192.8877274 | 18.7331887 | | | 7.3306773 |
| | 54.4887118 | 0 | 59.6881197 | 221.4142592 | 0 | 0 | 0 | | 0 |
| | 68.9375462 | 283.6456131 | 1450.606985 | 2293.483851 | 3475.911999 | | | | |
| | 2941.356821 | 2071.011548 | 1565.440651 | 1053.329076 | 744.2211855 | | | | |
| | 924.0421693 | 781.6467284 | 491.7694656 | 421.4012134 | 324.5411744 | | | | |
| | 104.0447715 | 527.7388457 | 461.5272271 | 333.2010765 | 269.8919693 | | | | |
| | 489.4211779 | 290.2954996 | 361.3432729 | 424.520353 | 365.7231849 | | | | |
| | 485.2336181 | 131.6934903 | 120.1491566 | 108.1839775 | 191.722871 | | | | |
| | 2552.088574 | | | | | | | | |
| 1986 | 1 | 3 | 3 | 0 | 1 | -1 | -1 | 112.96 | 0 |
| | 0.000 | 141.390 | 374.762 | 639.799 | 550.749 | 555.791 | 904.234 | 920.439 | 1089.095 |
| | 441.690 | 227.182 | 328.996 | 75.733 | 50.594 | 77.001 | 0.000 | 197.536 | 175.049 |
| | 119.854 | 0.000 | 0.000 | 2.639 | 59.479 | 0.000 | 82.171 | 0.000 | 0.000 |
| | 0.000 | 0.000 | 55.536 | 207.913 | 293.942 | 587.547 | 1258.664 | 987.713 | 1180.242 |
| | 226.574 | 309.136 | 88.054 | 86.103 | 166.569 | 90.357 | 117.364 | 54.936 | 33.669 |
| | 71.871 | 261.398 | 107.344 | 0.000 | 87.705 | 173.730 | 46.676 | 25.331 | 99.534 |
| | 415.386 | | | | | | | | 22.692 |
| | | | | | | | | | 53.451 |
| 1987 | 1 | 3 | 3 | 0 | 1 | -1 | -1 | 204.74 | 0 |
| | 0 | 37.208788 | 212.3418935 | 794.3503454 | 2129.220942 | 2945.258383 | | | |
| | 2629.97267 | 3209.994384 | 4059.386731 | 3070.655355 | 1858.353719 | | | | |
| | 587.4100623 | 550.6967581 | 370.0044972 | 633.2049788 | 613.0190015 | | | | |
| | 261.5396903 | 231.1729833 | 335.6470282 | 82.7398374 | 163.2075472 | | | | |
| | 538.7717838 | 155.1239343 | 114.8929356 | 187.7091147 | 75.3204161 | | | | |
| | 59.4299517 | 0 | 66.3809524 | 0 | 4.9478673 | 9.8957346 | 0 | 0 | 0 |
| | 0 | 32.6597938 | 355.1718736 | 822.2707837 | 4310.453816 | 5579.246042 | | | |
| | 4110.59997 | 5705.398907 | 2803.372696 | 1591.154664 | 1049.066413 | | | | |
| | 760.3714068 | 397.0783626 | 120.8915316 | 463.1759934 | 671.6757282 | 0 | | | |
| | 100.183478 | 215.3344536 | 233.5146713 | 313.2618298 | 349.1308488 | | | | |
| | 311.5028483 | 440.9774608 | 143.0614738 | 20.586247 | 190.1887231 | 4.9478673 | | | |
| | 55.7746298 | 2 | 1.0047847 | 1089.114668 | | | | | |
| 1988 | 1 | 3 | 3 | 0 | 1 | -1 | -1 | 56.48 | 0 |
| | 0 | 0 | 68.9020811 | 213.7580558 | 358.7741755 | 1394.775345 | | | |
| | 1091.60515 | 900.0689668 | 1821.747975 | 978.3805039 | 657.9988957 | | | | |
| | 377.1311773 | 334.915398 | 265.2611876 | 83.3366094 | 57.3622047 | | | | |

| | | | | | | |
|------|-------------|-------------|-------------|-------------|-------------|-------------|
| | 97.6980884 | 96.6362432 | 57.3622047 | 163.8364119 | 327.6728239 | 0 |
| | 92.5309091 | 0 | 92.5309091 | 0 | 27.3043872 | 0 |
| | 0 | 0 | 0 | 0 | 19.9936408 | 65.666624 |
| | 664.4109203 | 1198.680212 | 805.744291 | 799.9688027 | 636.2271863 | 267.6105613 |
| | 669.4274081 | 297.7065063 | 123.0288287 | 0 | 142.6110057 | 171.078986 |
| | 128.6677076 | 0 | 147.1396834 | 163.8364119 | 39.2740385 | 0 |
| | 194.3343316 | 0 | 92.5309091 | 105.8524641 | 0 | 27.3043872 |
| | 142.6110057 | 39.2740385 | 148.6613483 | | | |
| 1989 | 1 | 3 | 3 | 0 | 1 | -1 |
| | 4.272 | 6.554 | 125.418 | 370.491 | 689.641 | 1617.320 |
| | 1021.976 | 664.857 | 435.970 | 210.797 | 488.256 | 329.017 |
| | 0.000 | 0.000 | 0.000 | 80.033 | 95.512 | 45.843 |
| | 0.000 | 0.000 | 0.000 | 6.554 | 176.479 | 623.918 |
| | 1438.689 | 769.437 | 487.093 | 410.977 | 153.255 | 573.085 |
| | 329.976 | 198.672 | 299.446 | 292.115 | 437.845 | 194.784 |
| | 1127.336 | | | | | |
| 1990 | 1 | 3 | 3 | 0 | 1 | -1 |
| | 0 | 4.4890039 | 194.6305485 | 434.1878832 | 568.0918233 | 1310.922868 |
| | 1546.19713 | 2061.420109 | 1920.845937 | 1431.228645 | 1780.177125 | |
| | 852.4751994 | 696.7690506 | 409.3487685 | 372.0014979 | 158.5521223 | |
| | 172.7800096 | 131.1060547 | 86.5986206 | 85.895729 | 0 | 14.4437972 |
| | 78.0081817 | 0 | 0 | 102.6954024 | 0 | 0 |
| | 0 | 117.1712666 | 0 | 0 | 52.4493043 | 69.3570297 |
| | 567.7301614 | 810.1525739 | 1521.386345 | 1745.455236 | 2078.782633 | |
| | 1963.511581 | 1355.731599 | 826.7232488 | 597.5922758 | 281.3386967 | |
| | 374.2757459 | 118.8388209 | 336.5585746 | 184.5416476 | 97.3604719 | |
| | 103.989667 | 54.4801317 | 153.5294163 | 18.4704452 | 21.9889428 | |
| | 61.4032619 | 100.2125283 | 174.7672083 | 13.9482431 | 4.5414634 | 34.0607585 |
| | 17.1018519 | 8.7279194 | 600.6306375 | | | |
| 1991 | 1 | 3 | 3 | 0 | 1 | -1 |
| | 14.4278607 | 263.3276247 | 511.3523613 | 1217.195931 | 2454.168725 | |
| | 2885.905099 | 2056.625675 | 3004.192012 | 3368.595775 | 2137.675568 | |
| | 1340.452453 | 1143.288711 | 776.9064328 | 418.4222286 | 605.1590203 | |
| | 204.8833747 | 46.7450364 | 260.4745616 | 187.1352619 | 63.205 | 0 |
| | 42.2835821 | 0 | 118.3722084 | 4.6015038 | 0 | 0 |
| | 0 | 43.9429313 | 0 | 0 | 43.2835821 | 163.8929727 |
| | 558.2891429 | 1522.270228 | 3025.423522 | 4076.049008 | 3925.594947 | |
| | 2995.56889 | 1915.952211 | 1143.945409 | 1348.412853 | 1143.719194 | |
| | 270.6867827 | 350.6315264 | 493.2937447 | 230.7731985 | 736.9269156 | 0 |
| | 227.3136979 | 299.1489474 | 544.601047 | 69.5728289 | 8.1809045 | 315.4465538 |
| | 81.4688161 | 167.8582003 | 335.9045667 | 142.5638232 | 501.4421183 | |
| | 75.2244898 | 58.8600509 | 705.9921058 | | | |
| 1992 | 1 | 3 | 3 | 0 | 1 | -1 |
| | 2.5494505 | 413.5840778 | 463.299608 | 2033.281096 | 3041.332409 | 4515.745669 |
| | 4390.167963 | 3976.014753 | 2159.069453 | 4030.445037 | 2278.954595 | |
| | 2040.715307 | 1200.883808 | 1617.417384 | 500.680884 | 514.0412767 | |
| | 404.8656028 | 327.6912563 | 179.6381168 | 219.0197947 | 256.0745429 | 0 |
| | 113.5294118 | 0 | 52.6307364 | 0 | 167.5942174 | 47.1938462 |
| | 79.2435233 | 0 | 52.6307364 | 0 | 0 | 0 |
| | 282.3349595 | 1623.173399 | 3676.170073 | 3970.479741 | 6987.887874 | |
| | 4881.455194 | 3766.989188 | 3041.58101 | 2820.581268 | 1956.420671 | |
| | 1137.783059 | 1303.636 | 402.6539844 | 875.2154376 | 547.4311496 | 337.7025852 |
| | 605.515764 | 409.4809124 | 647.4418405 | 169.9647156 | 313.245239 | |
| | 374.9513625 | 196.2554019 | 48.7598039 | 539.1195864 | 675.9954396 | |
| | 297.7553038 | 15.9754902 | 291.1466612 | 11.4009901 | 2649.2004 | |
| 1993 | 1 | 3 | 3 | 0 | 1 | -1 |
| | 0 | 29.8492462 | 634.3377837 | 1569.55725 | 3019.89049 | 3095.630219 |
| | 2703.164207 | 4714.313113 | 3855.037296 | 2706.528268 | 3081.147943 | |
| | 1376.190634 | 1544.734331 | 1587.659632 | 821.8072505 | 812.3381997 | |
| | 353.0675099 | 493.5132392 | 278.4842764 | 184.1852502 | 24.1052867 | |
| | 42.7539334 | 216.3743842 | 168.7885419 | 20.845 | 0 | 24.1309824 |
| | 44.9759824 | 0 | 0 | 0 | 0 | 1.937799 |
| | 115.1115034 | 612.2317343 | 1868.882636 | 4720.111363 | 4477.746528 | |
| | 4165.486138 | 2607.379146 | 1789.607344 | 1274.508526 | 1721.104019 | |
| | 870.3059633 | 1341.177339 | 611.3753319 | 553.9612552 | 253.8591707 | |
| | 439.5343663 | 391.9778404 | 522.4463486 | 747.3707555 | 248.3631161 | |
| | 230.1654263 | 12.4165421 | 7.6325088 | 129.5739348 | 75.4407864 | 80.1370479 |
| | 108.2388147 | 143.6625061 | 0 | 150.5239469 | 244.204137 | |
| 1994 | 1 | 3 | 3 | 0 | 1 | -1 |
| | 0 | 5.8947368 | 86.4485589 | 83.3364909 | 70.57403 | 290.9602659 |
| | | | | | | 344.1491903 |

| | | | | | | | | |
|------|-------------|-------------|-------------|-------------|-------------|-------------|-------------|------------|
| | 264.5986498 | 219.4132488 | 58.7845563 | 108.5623077 | 71.5470172 | | | |
| | 90.0546624 | 105.9291914 | 5.8947368 | 34.3821742 | 71.5470172 | 71.5470172 | | |
| | 71.5470172 | 71.5470172 | 0 | 0 | 0 | 0 | 0 | 0 |
| | 0 | 0 | 0 | 0 | 0 | 5.8947368 | 0 | |
| | 36.1918558 | 95.9626589 | 463.3784321 | 481.8860773 | 571.5829971 | | | |
| | 114.9359963 | 89.90511 | 409.9813175 | 204.511707 | 239.0434337 | 18.5076453 | | |
| | 267.530871 | 71.5470172 | 71.5470172 | 0 | 71.5470172 | 0 | 0 | 0 |
| | 18.5076453 | 71.5470172 | 71.5470172 | 18.5076453 | 0 | 71.5470172 | | |
| | 0 | 143.0940344 | 105.9291914 | 0 | 71.5470172 | 148.9887712 | | |
| 1995 | 1 | 3 | 3 | 0 | 1 | -1 | 98.84 | 0 |
| | 0 | 35.2549381 | 183.2903539 | 375.9450258 | 427.2605018 | 706.1277638 | | |
| | 929.991312 | 823.8414477 | 385.0110665 | 304.6593983 | 228.7404226 | | | |
| | 24.7010751 | 126.2338115 | 25.3771803 | 57.3971803 | 25.3771803 | | | |
| | 32.4416244 | 0 | 0 | 34.04 | 0 | 5.2361809 | 28.2853612 | 25.3771803 |
| | 0 | 0 | 0 | 25.3771803 | 0 | 0 | 0 | 0 |
| | 0 | 0 | 99.9715379 | 442.7402547 | 665.3620009 | 834.0740252 | | |
| | 722.7151331 | 679.6246312 | 714.8005895 | 248.2196313 | 197.2365417 | | | |
| | 82.3342978 | 84.2234023 | 49.8635333 | 89.3925516 | 117.5797826 | | | |
| | 74.9443743 | 0 | 75.1993474 | 0 | 4 | 2.02 | 14.4723618 | 5.2361809 |
| | 5.2361809 | 0 | 0 | 7.2561809 | 2.02 | 0 | 45.5308047 | |
| 1996 | 1 | 3 | 3 | 0 | 1 | -1 | 127.08 | 0 |
| | 3.3596059 | 160.5071081 | 534.0391755 | 791.9231622 | 863.43246 | 832.3495741 | | |
| | 633.6700289 | 891.6808542 | 889.3507174 | 343.4261151 | 275.1759485 | | | |
| | 198.4565283 | 248.0424713 | 224.5876479 | 156.8875261 | 57.3385702 | | | |
| | 65.7716896 | 0 | 38.7821782 | 0 | 0 | 10.2167488 | 0 | 0 |
| | 0 | 0 | 0 | 0 | 0 | 49.8410333 | 0 | 0 |
| | 0 | 3.042394 | 185.6576291 | 429.3070123 | 829.9165565 | 1018.705191 | | |
| | 779.6345698 | 986.7496886 | 858.0998001 | 656.7154205 | 337.0052003 | | | |
| | 155.9772797 | 244.4972431 | 159.7131596 | 277.9775155 | 11.1434204 | | | |
| | 144.7052118 | 129.0085666 | 72.4641507 | 298.6825291 | 83.185981 | 18.2409274 | | |
| | 38.7821782 | 33.3449477 | 0 | 90.683518 | 94.5033463 | 0 | 33.3449477 | |
| | 0 | 101.4269084 | 33.3449477 | 336.6672051 | | | | |
| 1997 | 1 | 3 | 3 | 0 | 1 | -1 | 197.68 | 0 |
| | 0 | 51.5920523 | 64.8251773 | 349.0656138 | 818.0367536 | 1736.637203 | | |
| | 1421.121377 | 1485.0862 | 1605.77164 | 1205.968226 | 869.3461755 | 354.3601803 | | |
| | 225.6139042 | 90.3308218 | 108.791113 | 172.0266136 | 63.4904645 | | | |
| | 67.8908923 | 61.8701173 | 72.2700765 | 1.2524272 | 20.9281029 | 0 | 1.2524272 | |
| | 55.8811974 | 0 | 0 | 0 | 27.9014778 | 0 | 25.2987181 | |
| | 0 | 0 | 20.8761597 | 4.0881764 | 308.4049602 | 1099.701488 | | |
| | 1660.679507 | 2509.515386 | 2396.533259 | 1987.461761 | 1923.81187 | | | |
| | 912.1222005 | 395.8209435 | 374.0208975 | 207.7368154 | 146.7123022 | | | |
| | 40.6930761 | 122.2715438 | 55.5082735 | 73.2182774 | 32.7544934 | 60.89913 | | |
| | 119.2532938 | 0 | 26.9732345 | 0 | 9.5483871 | 74.4541121 | 62.7584397 | |
| | 0 | 0 | 12.3199545 | 30.8371367 | 254.4789968 | | | |
| 1998 | 1 | 3 | 3 | 0 | 1 | -1 | 197.68 | 0 |
| | 2.0708313 | 35.9989217 | 327.7683844 | 792.8539321 | 1678.774553 | 1731.379103 | | |
| | 1655.664931 | 1395.257986 | 1091.291553 | 854.6399471 | 706.8507634 | | | |
| | 481.6139652 | 383.3764549 | 207.725183 | 278.3201527 | 152.1490061 | | | |
| | 126.0213995 | 73.712329 | 60.8386855 | 51.4742708 | 5.7824143 | 5.7824143 | 18.2721758 | |
| | 42.6965174 | 0 | 5.7824143 | 0 | 0 | 10.5558313 | 0 | 18.60162 |
| | 0 | 0 | 4.1416626 | 0 | 89.4408516 | 393.4376235 | 1072.203153 | |
| | 1778.62739 | 1994.727801 | 1877.681188 | 1679.60724 | 1226.509114 | | | |
| | 976.0764018 | 669.6310264 | 458.2796988 | 355.5996714 | 207.04476 | 218.6848229 | | |
| | 223.5379068 | 111.135093 | 37.9296271 | 87.0676029 | 205.0336629 | | | |
| | 99.2516578 | 92.030603 | 27.0395701 | 12.8968891 | 48.0177202 | 25.690066 | | |
| | 26.4535538 | 20.9437751 | 46.4212349 | 20.9437751 | 43.8775482 | | | |
| | 574.0016275 | | | | | | | |
| 1999 | 1 | 3 | 0 | 1 | -1 | -1 | 197.68 | 0 |
| | 8.9997998 | 88.8401069 | 188.8186834 | 727.0406767 | 1194.616929 | 921.1139065 | | |
| | 1389.452649 | 1378.858537 | 1329.705618 | 1244.841927 | 867.2759365 | | | |
| | 582.047559 | 613.9841124 | 402.3877177 | 151.5897581 | 158.4797559 | | | |
| | 127.1621067 | 115.8884342 | 64.6716394 | 8.6952288 | 30.251938 | 0 | 67.9441196 | |
| | 0 | 9.9349675 | 0 | 0 | 33.7093596 | 2.1377551 | 0 | 0 |
| | 0 | 0 | 26.9993993 | 107.7781027 | 231.3046694 | 603.8382194 | | |
| | 1435.065503 | 1332.680333 | 1234.177287 | 1425.468587 | 1110.012067 | | | |
| | 700.2616835 | 1107.749199 | 448.5023141 | 433.6291031 | 184.3832351 | | | |
| | 169.7782324 | 176.0854237 | 239.1292089 | 156.6873935 | 50.4805688 | | | |
| | 116.859356 | 84.6107629 | 43.3717184 | 92.9102603 | 0 | 0 | | |
| | 82.3711002 | 33.7093596 | 0 | 0 | 3.4626866 | 219.3529771 | | |

| | | | | | | | | | | | | |
|------|---|-------------|-------------|-------------|-------------|-------------|-------------|-------------|-------------|-------------|-----------|---------|
| 2000 | 1 | 3 | 3 | 0 | 1 | -1 | -1 | 86.83 | 0 | 0 | 0 | |
| | 4.6728972 | 23.7028846 | | 24.5461283 | | 30.5179174 | | 37.7881862 | | 48.4341615 | | |
| | 44.8022124 | | 34.3381988 | | 23.3327972 | | 20.6134137 | | 7.4837927 | 11.2123894 | | |
| | 1.5124378 | 2.1547838 | 3.5407051 | 3.2837116 | 1.9518543 | 1.1123596 | 1.1542339 | 1 | 0 | 0 | 1 | |
| | 0 | 0 | 0 | 0 | 0 | 0 | 0 | 0 | 0 | 0 | 0 | |
| | 0 | 1.9844358 | 20.0117995 | | 38.9230483 | | 49.5661728 | | 58.8501728 | | | |
| | 50.7993742 | | 47.8072582 | | 32.0066687 | | 31.9866649 | | 15.8413179 | | | |
| | 12.6125899 | | 3.898909 | 6.102536 | 3.7090959 | 1.1123596 | 2.4283455 | 2.265345 | 1.0424242 | 0 | 0 | |
| | 2.1547838 | 0 | 2.1198783 | 0 | 0 | 0 | 0 | 0 | 0 | 0 | 0 | |
| | 0 | | | | | | | | | | | |
| 2001 | 1 | 3 | 3 | 0 | 1 | -1 | -1 | 125.29 | 0 | 0 | 0 | |
| | 0 | 4.0989127 | 38.5819067 | | 84.077176 | 84.1533184 | | 71.3751521 | | 53.9291385 | | |
| | 36.7222354 | | 27.5266304 | | 46.6366233 | | 21.5055408 | | 8.2720186 | 7.0497949 | | |
| | 11.1822173 | | 2.495 | 2.1023434 | 3.1994854 | 4.6362736 | 3.6138751 | 1.0251955 | 2.3790643 | 0 | 0 | |
| | 0 | 0 | 0 | 0 | 0 | 0 | 0 | 0 | 0 | 0 | 0 | |
| | 0 | 1.1219512 | 8.526474 | 32.214295 | 77.6390258 | | 67.7582837 | | 109.3872094 | | | |
| | 64.3776663 | | 63.9168173 | | 35.5881428 | | 28.7614905 | | 14.2684958 | | | |
| | 13.5485967 | | 9.5776245 | 2.2190933 | 6.6175561 | 0.9691418 | 7.7186303 | 0 | 2.967853 | 0 | 0 | |
| | 1.42 | 1.8414828 | 2.84 | 0 | 0 | 0.8372093 | 1.217862 | 0 | 2.637862 | 1.42 | 4.8841418 | |
| | 1 | 3 | 3 | 0 | 1 | -1 | -1 | 191.24 | 0 | 0 | 0 | |
| 2002 | 0 | 16.705409 | 37.4144876 | | 99.8926612 | | 185.3733681 | | 89.2954486 | | | |
| | 58.6681027 | | 54.49861 | 56.190146 | 43.6229708 | | 42.6402076 | | 34.980489 | 22.3099525 | | |
| | 29.3122139 | | 8.0518596 | 26.330153 | 13.2725849 | | 11.7980229 | | 5.0827386 | 4.952975 | 0 | |
| | 5.0983055 | 0 | 0 | 0 | 0 | 0 | 1.1169957 | 0 | 1 | 1.1169957 | 2.2517085 | |
| | 0 | 0 | 0 | 1 | 23.679228 | 49.0298517 | | 123.320601 | | 147.9073487 | | |
| | 70.7078824 | | 89.093204 | 65.5336353 | | 64.750732 | 46.976769 | 25.8278094 | | 34.9063427 | | |
| | 3.1237071 | 19.9572325 | | 10.618036 | 10.7466573 | | 6.2706025 | 7.4558171 | 8.2871085 | 4.1071041 | 0.999243 | |
| | 0.999243 | 1.2524655 | 0 | 0 | 0 | 0 | 0 | 3.1078611 | 1.0116383 | 1.0116383 | | |
| | 15.4313494 | | | | | | | | | | | |
| | 1 | 3 | 3 | 0 | 1 | -1 | -1 | 71.36 | 0 | 0 | 0 | |
| 2003 | 0 | 5.516808804 | | 17.17140117 | | 49.53502132 | | 149.4312508 | | 127.4158669 | | |
| | 96.97237871 | | 71.11351914 | | 43.13422776 | | 116.7874926 | | 54.98803706 | | | |
| | 32.07464309 | | 0 | 55.55615582 | | 4.914365625 | | 5.762683043 | | 42.6347552 | | |
| | 0 | 0 | 0 | 0 | 3.914365625 | | 0 | 0 | 3.914365625 | | 0 | |
| | 0 | 0 | 0 | 0 | 0 | 0 | 0 | 0 | 0 | 5.741984528 | | |
| | 5.516808804 | | 28.28186241 | | 111.9998934 | | 139.2949807 | | 45.38108938 | | | |
| | 116.3792515 | | 88.19264837 | | 55.31433478 | | 51.09205013 | | 41.43316169 | | | |
| | 27.67149041 | | 14.06083183 | | 0 | 0 | 0 | 0 | 0 | 0 | 0 | |
| | 0 | 0 | 0 | 0 | 0 | 0 | 0 | 0 | 0 | 0 | 0 | |
| | 5.762683043 | | | | | | | | | | | |
| 2004 | 1 | 3 | 3 | 0 | 1 | -1 | -1 | 120.85 | 0 | 0 | 0.000 | |
| | 31.413 | 31.498 | 60.282 | 403.294 | 325.325 | 230.441 | 143.162 | 162.948 | 231.261 | 84.688 | 75.510 | |
| | 50.124 | 15.516 | 52.358 | 7.423 | 55.377 | 0.000 | 0.000 | 0.000 | 0.000 | 24.324 | 0.000 | |
| | 0.000 | 12.730 | 0.000 | 0.000 | 0.000 | 24.324 | 0.000 | 24.324 | 0.000 | 11.659 | 0 | |
| | 0.000 | 0.000 | 23.319 | 118.742 | 185.863 | 277.666 | 203.015 | 267.756 | 182.810 | 56.184 | 88.833 | |
| | 37.294 | 62.175 | 42.433 | 53.123 | 55.267 | 35.224 | 0.000 | 0.000 | 35.224 | 11.584 | 0.000 | |
| | 12.730 | 12.730 | 0.000 | 0.000 | 0.000 | 0.000 | 0.000 | 16.814 | 12.730 | 0.000 | 0.000 | |
| | 14.649 | | | | | | | | | | | |
| | 1 | 3 | 3 | 0 | 1 | -1 | -1 | 153.32 | 0 | 0 | 1.768 | |
| | 39.196 | 35.659 | 12.093 | 31.516 | 138.595 | 123.710 | 265.771 | 153.685 | 129.120 | 88.734 | 90.956 | |
| 2005 | 52.181 | 39.180 | 35.828 | 29.431 | 15.324 | 22.881 | 22.165 | 8.143 | 0.000 | 4.399 | 0.000 | |
| | 0.000 | 0.000 | 0.000 | 0.000 | 0.000 | 0.000 | 0.000 | 0.000 | 0.000 | 0.000 | 0 | |
| | 1.768 | 30.354 | 66.014 | 10.024 | 24.767 | 105.551 | 103.031 | 246.358 | 250.983 | 205.805 | 103.230 | |
| | 35.504 | 79.031 | 28.828 | 39.483 | 37.723 | 22.755 | 0.000 | 10.681 | 20.233 | 0.000 | 3.536 | |
| | 0.000 | 10.134 | 0.000 | 0.000 | 4.773 | 0.000 | 0.000 | 5.847 | 0.000 | 0.000 | 0.000 | |
| | 9.027 | | | | | | | | | | | |
| | # 2007 Washington trawl fleet with age error key 2 (n=23) | | | | | | | | | | | |
| | 1980 | 1 | 4 | 3 | 0 | 2 | -1 | -1 | 63.54 | 0.000 | 0.000 | 0.000 |
| | | 197.856 | 593.568 | 396.629 | 1782.537 | 2489.546 | 2108.809 | 1338.983 | 1203.147 | 1742.406 | 979.166 | 523.004 |
| | | 349.047 | 550.754 | 313.489 | 140.015 | 158.685 | 1.833 | 19.765 | 40.447 | 93.676 | 93.676 | 0.000 |
| | 0.000 | 0.000 | 0.917 | 0.000 | 0.000 | 0.000 | 0.000 | 0.917 | 0.917 | 34.681 | 0.000 | |
| | 0.000 | 0.000 | 0.000 | 407.868 | 2179.166 | 2375.189 | 2605.640 | 2680.213 | 1307.968 | 680.679 | 1099.193 | |
| | 923.254 | 969.905 | 424.226 | 461.088 | 208.162 | 339.534 | 672.852 | 262.307 | 529.635 | 263.600 | 23.080 | |
| | 138.003 | 24.312 | 45.244 | 0.000 | 0.000 | 0.000 | 0.000 | 0.000 | 0.000 | 0.000 | 0.000 | |
| | 21.852 | | | | | | | | | | | |
| 1981 | 1 | 4 | 3 | 0 | 2 | -1 | -1 | 105.90 | 0.000 | 0.000 | 0.000 | |
| | 0.000 | 128.193 | 9.959 | 10.724 | 12.287 | 122.478 | 74.761 | 594.275 | 195.686 | 45.926 | 170.838 | |
| | 119.875 | 134.728 | 18.468 | 86.509 | 5.229 | 42.607 | 45.413 | 3.074 | 42.659 | 41.096 | 0.000 | |
| | 1.512 | 0.000 | 1.211 | 0.000 | 0.000 | 0.000 | 2.506 | 0.000 | 0.000 | 0.000 | 0.000 | |
| | 0.000 | 0.000 | 0.000 | 25.279 | 6.387 | 14.254 | 61.684 | 155.147 | 78.437 | 71.992 | 121.150 | |

| | | | | | | | | | | | |
|------|----------|----------|----------|----------|----------|----------|----------|----------|----------|----------|----------|
| | 131.121 | 127.297 | 157.244 | 139.759 | 235.427 | 52.422 | 47.504 | 323.773 | 6.140 | 190.745 | 46.190 |
| | 2.506 | 2.423 | 2.723 | 4.017 | 5.363 | 812.664 | 50.744 | 0.000 | 140.832 | 4.824 | 45.920 |
| | 375.698 | | | | | | | | | | |
| 1983 | 1 | 4 | 3 | 0 | 2 | -1 | -1 | 56.48 | 0.000 | 0.000 | 0.000 |
| | 0.000 | 47.393 | 204.351 | 116.651 | 376.633 | 543.503 | 647.165 | 786.236 | 513.667 | 313.955 | 571.866 |
| | 612.908 | 372.350 | 456.148 | 305.658 | 144.816 | 98.026 | 13.324 | 114.722 | 51.957 | 0.000 | 60.237 |
| | 0.000 | 3.242 | 0.000 | 0.000 | 0.000 | 0.000 | 0.000 | 0.000 | 0.000 | 0.000 | 0.000 |
| | 0.000 | 0.000 | 0.000 | 47.357 | 348.393 | 116.006 | 602.288 | 716.108 | 737.761 | 708.251 | 301.112 |
| | 626.935 | 366.265 | 263.968 | 243.317 | 297.650 | 34.542 | 193.193 | 58.379 | 11.017 | 13.485 | 110.841 |
| | 76.964 | 9.635 | 6.484 | 53.907 | 63.479 | 7.062 | 56.995 | 6.423 | 3.242 | 53.248 | 8.791 |
| | 250.507 | | | | | | | | | | |
| 1984 | 1 | 4 | 3 | 0 | 2 | -1 | -1 | 35.30 | 0.000 | 0.000 | 0.000 |
| | 0.000 | 0.000 | 1.763 | 2.545 | 2.818 | 4.640 | 6.184 | 10.739 | 10.565 | 3.864 | 4.321 |
| | 5.228 | 6.569 | 2.269 | 4.346 | 1.860 | 0.626 | 0.723 | 1.096 | 1.860 | 2.955 | 0.764 |
| | 1.096 | 1.096 | 1.428 | 0.332 | 0.764 | 0.332 | 0.000 | 0.000 | 0.764 | 1.290 | 0.000 |
| | 0.000 | 0.000 | 0.000 | 0.295 | 2.738 | 3.719 | 4.725 | 5.817 | 9.012 | 9.617 | 10.829 |
| | 6.161 | 8.972 | 5.959 | 5.091 | 4.767 | 5.779 | 3.150 | 0.589 | 2.449 | 1.253 | 1.450 |
| | 1.979 | 3.629 | 3.407 | 1.338 | 0.000 | 1.860 | 1.510 | 0.764 | 1.018 | 1.096 | 2.586 |
| | 16.689 | | | | | | | | | | |
| 1985 | 1 | 4 | 3 | 0 | 2 | -1 | -1 | 77.66 | 0.000 | 0.000 | 0.000 |
| | 0.000 | 24.966 | 77.114 | 160.980 | 525.730 | 876.991 | 1055.242 | 1039.556 | 1143.940 | 971.531 | 679.445 |
| | 808.435 | 415.751 | 872.222 | 841.102 | 443.115 | 255.738 | 34.561 | 286.070 | 30.222 | 181.618 | 95.630 |
| | 0.000 | 27.688 | 190.570 | 23.349 | 93.582 | 13.594 | 3.407 | 3.407 | 23.349 | 108.796 | 0.000 |
| | 0.000 | 0.000 | 0.000 | 13.746 | 31.687 | 298.628 | 568.105 | 874.201 | 911.162 | 1282.770 | 1454.375 |
| | 914.483 | 478.458 | 1288.801 | 346.835 | 694.629 | 319.681 | 341.640 | 582.884 | 97.176 | 74.795 | 237.387 |
| | 282.908 | 273.950 | 119.666 | 167.058 | 225.247 | 128.492 | 162.235 | 155.680 | 76.885 | 148.458 | 51.446 |
| | 1783.508 | | | | | | | | | | |
| 1986 | 1 | 4 | 3 | 0 | 2 | -1 | -1 | 120.02 | 0.000 | 0.000 | 0.000 |
| | 0.000 | 18.529 | 408.778 | 806.492 | 1723.598 | 1383.059 | 2148.497 | 1304.307 | 1014.918 | 822.288 | 325.707 |
| | 449.712 | 90.307 | 74.703 | 18.400 | 17.600 | 0.000 | 26.342 | 120.097 | 39.983 | 0.000 | 13.617 |
| | 32.008 | 0.000 | 0.000 | 74.703 | 25.212 | 0.000 | 0.000 | 0.000 | 98.591 | 215.059 | 0.000 |
| | 0.000 | 0.000 | 36.800 | 183.963 | 399.326 | 1417.868 | 2273.825 | 1973.574 | 2032.468 | 1279.494 | 1012.664 |
| | 517.203 | 231.766 | 387.022 | 330.388 | 56.983 | 85.667 | 214.376 | 85.947 | 98.591 | 236.679 | 15.508 |
| | 29.126 | 135.406 | 0.000 | 30.599 | 39.983 | 236.995 | 112.240 | 0.000 | 0.000 | 98.591 | 39.983 |
| | 528.395 | | | | | | | | | | |
| 1987 | 1 | 4 | 3 | 0 | 2 | -1 | -1 | 35.30 | 0.000 | 0.000 | 0.000 |
| | 0.000 | 9.514 | 14.482 | 232.047 | 591.465 | 1198.636 | 464.937 | 1283.877 | 566.967 | 258.992 | 248.608 |
| | 132.230 | 4.968 | 117.748 | 87.805 | 8.700 | 31.070 | 14.482 | 82.837 | 0.000 | 4.968 | 0.000 |
| | 0.000 | 0.000 | 0.000 | 0.000 | 4.968 | 8.700 | 0.000 | 0.000 | 0.000 | 4.968 | 0.000 |
| | 0.000 | 0.000 | 0.000 | 9.514 | 28.543 | 330.994 | 1014.186 | 928.203 | 835.810 | 766.291 | 422.688 |
| | 207.915 | 107.677 | 227.922 | 96.506 | 8.700 | 8.700 | 9.514 | 121.481 | 0.000 | 0.000 | 121.481 |
| | 82.837 | 92.773 | 4.968 | 0.000 | 0.000 | 0.000 | 0.000 | 0.000 | 4.968 | 112.780 | 0.000 |
| | 241.169 | | | | | | | | | | |
| 1988 | 1 | 4 | 3 | 0 | 2 | -1 | -1 | 116.84 | 0.000 | 0.000 | 0.000 |
| | 3.460 | 54.692 | 144.477 | 114.149 | 628.071 | 1233.436 | 1497.347 | 3014.890 | 1784.404 | 1085.264 | 1188.129 |
| | 1026.811 | 643.289 | 495.689 | 405.392 | 297.493 | 143.862 | 226.799 | 0.000 | 155.249 | 0.000 | 7.193 |
| | 9.395 | 125.072 | 0.000 | 125.072 | 0.000 | 0.000 | 0.000 | 18.149 | 0.000 | 0.000 | 0.000 |
| | 0.000 | 0.000 | 0.000 | 112.942 | 180.530 | 392.496 | 666.557 | 769.119 | 1432.410 | 2562.971 | 909.355 |
| | 1497.354 | 816.099 | 754.660 | 130.905 | 858.614 | 601.765 | 174.833 | 335.490 | 550.310 | 200.236 | 167.640 |
| | 7.193 | 101.727 | 24.992 | 116.112 | 162.441 | 0.918 | 27.544 | 9.395 | 71.329 | 12.392 | 0.000 |
| | 1575.847 | | | | | | | | | | |
| 1989 | 1 | 4 | 3 | 0 | 2 | -1 | -1 | 55.05 | 0.000 | 0.000 | 0.000 |
| | 6.230 | 1244.059 | 293.912 | 594.113 | 1103.508 | 552.055 | 68.305 | 645.017 | 651.910 | 106.366 | 1413.011 |
| | 68.305 | 50.847 | 44.284 | 523.088 | 38.363 | 0.000 | 15.275 | 31.508 | 8.420 | 0.000 | 0.000 |
| | 0.000 | 4.671 | 0.000 | 0.000 | 0.000 | 0.000 | 14.668 | 0.000 | 0.000 | 0.000 | 0.000 |
| | 0.000 | 0.000 | 0.000 | 949.548 | 222.815 | 65.124 | 891.130 | 391.225 | 165.293 | 619.173 | 474.863 |
| | 90.786 | 1231.735 | 27.759 | 29.943 | 462.358 | 4.671 | 500.000 | 514.668 | 284.773 | 0.000 | 4.671 |
| | 0.000 | 10.603 | 499.729 | 0.000 | 13.091 | 25.271 | 437.087 | 14.668 | 0.000 | 0.000 | 0.000 |
| | 25.254 | | | | | | | | | | |
| 1990 | 1 | 4 | 3 | 0 | 2 | -1 | -1 | 59.99 | 0.000 | 0.000 | 0.000 |
| | 0.000 | 144.113 | 37.798 | 44.916 | 231.478 | 154.412 | 938.048 | 233.747 | 1191.783 | 728.206 | 190.805 |
| | 586.219 | 526.559 | 128.421 | 512.798 | 531.691 | 21.448 | 12.798 | 20.486 | 0.000 | 0.000 | 11.206 |
| | 0.000 | 0.000 | 0.000 | 0.000 | 0.000 | 0.000 | 10.243 | 0.000 | 0.000 | 98.687 | 0.000 |
| | 0.000 | 500.000 | 0.000 | 17.728 | 22.160 | 156.157 | 1265.852 | 835.947 | 1222.395 | 742.329 | 166.946 |
| | 778.705 | 203.822 | 621.793 | 45.518 | 21.763 | 515.419 | 0.000 | 0.000 | 1.343 | 80.598 | 1.343 |
| | 59.149 | 0.000 | 10.243 | 0.000 | 0.000 | 11.520 | 20.486 | 10.243 | 500.000 | 10.243 | 10.243 |
| | 262.278 | | | | | | | | | | |
| 1991 | 1 | 4 | 3 | 0 | 2 | -1 | -1 | 141.20 | 0.000 | 0.000 | 0.000 |
| | 0.000 | 0.000 | 108.733 | 427.936 | 1266.002 | 1556.286 | 2991.128 | 4253.078 | 2618.288 | 2117.950 | 2867.729 |
| | 992.425 | 750.620 | 1218.003 | 1015.890 | 525.707 | 1002.853 | 488.385 | 324.756 | 376.611 | 139.321 | 95.622 |

| | | | | | | | | | | | |
|------|----------|----------|----------|----------|---------|----------|----------|----------|----------|----------|----------|
| | 3.321 | 45.588 | 4.992 | 142.128 | 0.000 | 0.000 | 0.000 | 0.000 | 0.000 | 3.321 | 0.000 |
| | 0.000 | 0.000 | 0.000 | 0.000 | 61.924 | 1472.776 | 1957.819 | 3038.192 | 3808.162 | 4293.543 | 3812.485 |
| | 3256.649 | 2156.356 | 1559.364 | 2307.786 | 741.689 | 1013.608 | 109.686 | 710.021 | 423.870 | 364.805 | 895.027 |
| | 260.072 | 230.590 | 0.000 | 184.908 | 100.503 | 184.908 | 45.588 | 796.244 | 274.587 | 517.603 | 189.141 |
| | 2787.822 | | | | | | | | | | |
| 1992 | 1 | 4 | 3 | 0 | 2 | -1 | -1 | 71.62 | 0.000 | 0.000 | 0.000 |
| | 19.331 | 222.050 | 230.699 | 271.872 | 523.226 | 304.573 | 868.709 | 845.847 | 1132.027 | 409.754 | 745.978 |
| | 710.722 | 119.446 | 264.023 | 50.240 | 35.236 | 50.240 | 50.240 | 4.371 | 50.240 | 0.000 | 0.000 |
| | 0.000 | 0.000 | 240.214 | 0.000 | 0.000 | 50.240 | 0.000 | 0.000 | 0.000 | 50.240 | 0.000 |
| | 0.000 | 0.000 | 24.121 | 261.448 | 258.702 | 371.445 | 725.460 | 1340.597 | 1389.456 | 1428.147 | 231.265 |
| | 908.499 | 615.515 | 613.302 | 248.579 | 603.836 | 173.861 | 240.214 | 4.371 | 468.045 | 328.311 | 227.831 |
| | 500.000 | 55.827 | 554.611 | 12.383 | 50.240 | 29.649 | 378.551 | 0.000 | 50.240 | 0.000 | 505.902 |
| | 1358.979 | | | | | | | | | | |
| 1993 | 1 | 4 | 3 | 0 | 2 | -1 | -1 | 106.84 | 0.000 | 0.000 | 0.000 |
| | 30.452 | 79.111 | 458.197 | 306.947 | 674.386 | 637.764 | 652.093 | 546.905 | 554.960 | 197.263 | 64.930 |
| | 274.840 | 216.108 | 218.352 | 262.574 | 0.000 | 23.146 | 307.598 | 0.000 | 0.000 | 0.000 | 12.594 |
| | 94.817 | 23.146 | 189.635 | 94.817 | 0.000 | 0.000 | 0.000 | 94.817 | 0.000 | 202.921 | 0.000 |
| | 0.000 | 0.000 | 33.759 | 236.664 | 221.391 | 659.123 | 777.382 | 2306.465 | 476.400 | 564.540 | 421.125 |
| | 350.784 | 320.239 | 84.014 | 182.213 | 84.285 | 160.702 | 24.320 | 94.817 | 0.000 | 11.419 | 23.146 |
| | 94.817 | 94.817 | 133.274 | 0.000 | 94.817 | 0.000 | 0.000 | 0.000 | 0.000 | 0.000 | 23.146 |
| | 288.293 | | | | | | | | | | |
| 1996 | 1 | 4 | 3 | 0 | 2 | -1 | -1 | 9.45 | 0.000 | 0.000 | 0.000 |
| | 0.000 | 0.000 | 78.838 | 0.000 | 7.353 | 11.029 | 7.353 | 7.353 | 3.676 | 3.676 | 0.000 |
| | 0.000 | 0.000 | 0.000 | 0.000 | 0.000 | 0.000 | 0.000 | 0.000 | 0.000 | 0.000 | 0.000 |
| | 0.000 | 0.000 | 0.000 | 0.000 | 0.000 | 0.000 | 0.000 | 0.000 | 0.000 | 0.000 | 0.000 |
| | 0.000 | 0.000 | 37.581 | 0.000 | 37.581 | 3.676 | 0.000 | 22.059 | 22.059 | 7.353 | 3.676 |
| | 0.000 | 0.000 | 0.000 | 0.000 | 3.676 | 0.000 | 0.000 | 0.000 | 0.000 | 0.000 | 0.000 |
| | 0.000 | 0.000 | 0.000 | 0.000 | 0.000 | 3.676 | 0.000 | 0.000 | 0.000 | 0.000 | 0.000 |
| | 0.000 | 0.000 | 0.000 | 0.000 | 0.000 | 0.000 | 0.000 | 0.000 | 0.000 | 0.000 | 0.000 |
| | 0.000 | 0.000 | 0.000 | 0.000 | 0.000 | 0.000 | 0.000 | 0.000 | 0.000 | 0.000 | 0.000 |
| 1998 | 1 | 4 | 3 | 0 | 2 | -1 | -1 | 16.83 | 0.000 | 0.000 | 0.000 |
| | 0.000 | 0.000 | 89.681 | 8.740 | 543.005 | 555.416 | 6.555 | 0.000 | 48.861 | 502.185 | 2.185 |
| | 0.000 | 0.000 | 0.000 | 0.000 | 2.185 | 0.000 | 0.000 | 0.000 | 0.000 | 0.000 | 0.000 |
| | 0.000 | 0.000 | 0.000 | 0.000 | 0.000 | 0.000 | 0.000 | 0.000 | 0.000 | 0.000 | 0.000 |
| | 0.000 | 0.000 | 2.185 | 2.185 | 10.925 | 160.503 | 149.578 | 89.681 | 4.370 | 6.555 | 0.000 |
| | 72.440 | 0.000 | 0.000 | 0.000 | 0.000 | 0.000 | 0.000 | 0.000 | 0.000 | 0.000 | 0.000 |
| | 0.000 | 0.000 | 0.000 | 0.000 | 0.000 | 0.000 | 0.000 | 0.000 | 0.000 | 0.000 | 0.000 |
| | 344.046 | | | | | | | | | | |
| 1999 | 1 | 4 | 3 | 0 | 2 | -1 | -1 | 2.41 | 0.000 | 0.000 | 0.000 |
| | 0.000 | 0.000 | 0.000 | 0.000 | 0.000 | 0.000 | 0.000 | 0.000 | 0.000 | 500.000 | 0.000 |
| | 0.000 | 0.000 | 0.000 | 0.000 | 0.000 | 0.000 | 0.000 | 0.000 | 0.000 | 0.000 | 0.000 |
| | 0.000 | 0.000 | 0.000 | 0.000 | 0.000 | 0.000 | 0.000 | 0.000 | 0.000 | 0.000 | 0.000 |
| | 0.000 | 0.000 | 0.000 | 0.000 | 0.000 | 0.000 | 0.000 | 0.000 | 0.000 | 0.000 | 0.000 |
| | 0.000 | 0.000 | 0.000 | 0.000 | 0.000 | 0.000 | 0.000 | 0.000 | 0.000 | 112.960 | 0.000 |
| | 0.000 | 0.000 | 0.000 | 0.000 | 0.000 | 0.000 | 0.000 | 0.000 | 0.000 | 0.000 | 0.000 |
| | 0.000 | 0.000 | 500.000 | 0.000 | 0.000 | 0.000 | 0.000 | 0.000 | 0.000 | 0.000 | 0.000 |
| | 0.000 | | | | | | | | | | |
| 2000 | 1 | 4 | 3 | 0 | 2 | -1 | -1 | 3.69 | 0.000 | 0.000 | 0.000 |
| | 0.000 | 0.000 | 0.000 | 0.000 | 0.000 | 0.000 | 0.000 | 7.992 | 7.992 | 0.000 | 103.473 |
| | 0.000 | 0.000 | 0.000 | 0.000 | 0.000 | 0.000 | 0.000 | 0.000 | 0.000 | 0.000 | 0.000 |
| | 0.000 | 0.000 | 0.000 | 0.000 | 0.000 | 0.000 | 0.000 | 0.000 | 0.000 | 0.000 | 0.000 |
| | 0.000 | 0.000 | 0.000 | 0.000 | 0.000 | 0.000 | 0.000 | 0.000 | 0.000 | 0.000 | 7.992 |
| | 0.000 | 0.000 | 0.000 | 0.000 | 0.000 | 0.000 | 15.755 | 0.000 | 0.000 | 0.000 | 0.000 |
| | 0.000 | 0.000 | 0.000 | 0.000 | 0.000 | 0.000 | 0.000 | 0.000 | 0.000 | 0.000 | 0.000 |
| | 0.000 | | | | | | | | | | |
| 2001 | 1 | 4 | 3 | 0 | 2 | -1 | -1 | 4.97 | 0.000 | 0.000 | 0.000 |
| | 0.000 | 0.000 | 0.000 | 12.403 | 0.000 | 153.281 | 62.996 | 0.000 | 0.000 | 0.000 | 22.657 |
| | 0.000 | 0.000 | 0.000 | 0.000 | 0.000 | 0.000 | 0.000 | 0.000 | 0.000 | 0.000 | 0.000 |
| | 0.000 | 0.000 | 0.000 | 0.000 | 0.000 | 0.000 | 0.000 | 0.000 | 0.000 | 0.000 | 0.000 |
| | 0.000 | 0.000 | 0.000 | 0.000 | 0.000 | 0.000 | 0.000 | 0.000 | 0.000 | 153.281 | 0.000 |
| | 12.403 | 0.000 | 0.000 | 0.000 | 0.000 | 0.000 | 0.000 | 0.000 | 0.000 | 0.000 | 0.000 |
| | 0.000 | 0.000 | 0.000 | 0.000 | 0.000 | 0.000 | 0.000 | 0.000 | 0.000 | 0.000 | 0.000 |
| | 0.000 | | | | | | | | | | |
| 2002 | 1 | 4 | 3 | 0 | 2 | -1 | -1 | 21.55 | 0.000 | 0.000 | 0.000 |
| | 0.000 | 0.000 | 0.000 | 0.000 | 0.000 | 82.917 | 24.553 | 31.157 | 37.535 | 22.820 | 24.553 |
| | 82.917 | 38.171 | 51.169 | 44.858 | 0.000 | 40.420 | 0.000 | 100.692 | 0.000 | 0.000 | 0.000 |
| | 0.000 | 0.000 | 38.929 | 0.000 | 0.000 | 0.000 | 0.000 | 0.000 | 0.000 | 0.000 | 0.000 |
| | 0.000 | 0.000 | 0.000 | 0.000 | 0.000 | 22.634 | 22.634 | 0.000 | 0.000 | 0.000 | 0.000 |
| | 29.787 | 42.327 | 60.168 | 0.000 | 0.000 | 0.000 | 0.000 | 0.000 | 0.000 | 0.000 | 0.000 |
| | 0.000 | 0.000 | 0.000 | 0.000 | 0.000 | 0.000 | 0.000 | 0.000 | 0.000 | 0.000 | 0.000 |
| | 82.917 | | | | | | | | | | |

| | | | | | | | | | | | |
|------------------------------------|--------|--------|--------|--------|--------|--------|--------|--------|--------|--------|--------|
| 2003 | 1 | 4 | 3 | 0 | 2 | -1 | -1 | 12.79 | 0.000 | 0.000 | 0.000 |
| | 0.000 | 0.000 | 0.000 | 25.889 | 0.000 | 20.796 | 0.000 | 0.000 | 0.000 | 0.000 | 7.824 |
| | 25.362 | 0.000 | 15.598 | 0.000 | 42.394 | 0.000 | 0.000 | 0.000 | 0.000 | 0.000 | 0.000 |
| | 0.000 | 0.000 | 0.000 | 0.000 | 0.000 | 0.000 | 0.000 | 0.000 | 0.000 | 0.000 | 0.000 |
| | 0.000 | 0.000 | 0.000 | 0.000 | 0.000 | 0.000 | 0.000 | 0.000 | 0.000 | 0.000 | 0.000 |
| | 2.288 | 10.184 | 7.323 | 0.000 | 0.000 | 0.000 | 0.000 | 0.000 | 0.000 | 0.000 | 0.000 |
| | 0.000 | 12.238 | 0.000 | 0.000 | 0.000 | 0.000 | 0.000 | 0.000 | 0.000 | 0.000 | 0.000 |
| | 0.000 | | | | | | | | | | |
| 2004 | 1 | 4 | 3 | 0 | 2 | -1 | -1 | 16.86 | 0.000 | 0.000 | 0.000 |
| | 0.000 | 20.645 | 0.000 | 0.000 | 18.285 | 36.549 | 31.851 | 0.000 | 96.720 | 0.000 | 0.000 |
| | 0.773 | 0.000 | 25.230 | 0.000 | 0.000 | 7.273 | 0.000 | 1.800 | 0.000 | 0.000 | 0.000 |
| | 0.000 | 0.000 | 0.000 | 0.000 | 0.000 | 0.000 | 0.000 | 0.000 | 0.000 | 0.773 | 0.000 |
| | 0.000 | 0.000 | 0.000 | 0.000 | 0.769 | 33.758 | 35.780 | 58.815 | 18.787 | 0.000 | 0.000 |
| | 0.000 | 0.000 | 0.000 | 0.000 | 0.773 | 0.000 | 0.000 | 0.000 | 0.000 | 0.000 | 0.000 |
| | 0.000 | 0.000 | 0.000 | 0.000 | 0.000 | 0.000 | 0.000 | 0.000 | 0.000 | 0.000 | 0.000 |
| | 34.531 | | | | | | | | | | |
| 2005 | 1 | 4 | 3 | 0 | 2 | -1 | -1 | 111.69 | 0.000 | 0.000 | 0.000 |
| | 0.000 | 0.000 | 8.754 | 15.213 | 35.013 | 42.591 | 52.945 | 37.835 | 35.070 | 25.698 | 18.751 |
| | 16.920 | 6.730 | 3.471 | 12.262 | 6.775 | 5.295 | 4.681 | 5.422 | 0.000 | 1.013 | 3.331 |
| | 4.370 | 1.043 | 2.374 | 0.000 | 0.000 | 0.000 | 0.935 | 0.000 | 0.000 | 0.000 | 0.000 |
| | 0.000 | 0.000 | 0.000 | 1.360 | 6.366 | 18.740 | 62.162 | 30.532 | 38.227 | 32.048 | 26.756 |
| | 14.622 | 8.440 | 8.168 | 4.910 | 4.943 | 3.351 | 2.105 | 1.013 | 1.043 | 2.196 | 2.037 |
| | 3.366 | 0.000 | 1.024 | 0.000 | 0.777 | 0.777 | 2.748 | 0.000 | 1.132 | 1.132 | 0.000 |
| | 5.811 | | | | | | | | | | |
| 2006 | 1 | 4 | 3 | 0 | 2 | -1 | -1 | 70.61 | 0.000 | 0.000 | 1.071 |
| | 2.142 | 9.126 | 25.193 | 17.856 | 24.456 | 19.332 | 42.465 | 8.191 | 7.241 | 7.396 | 1.845 |
| | 1.007 | 4.469 | 2.309 | 2.567 | 2.043 | 0.920 | 3.343 | 0.933 | 0.000 | 0.000 | 0.922 |
| | 1.386 | 2.516 | 0.000 | 0.000 | 0.000 | 0.000 | 0.000 | 0.000 | 0.000 | 0.000 | 0.000 |
| | 0.000 | 3.213 | 1.071 | 3.094 | 26.761 | 25.072 | 24.026 | 17.170 | 18.265 | 10.095 | 11.597 |
| | 8.210 | 6.899 | 4.870 | 3.393 | 4.910 | 1.391 | 0.000 | 2.359 | 0.920 | 0.259 | 3.149 |
| | 0.000 | 0.471 | 0.922 | 0.000 | 0.259 | 0.000 | 0.000 | 0.000 | 0.000 | 0.000 | 0.000 |
| | 1.867 | | | | | | | | | | |
| # 2007 OR-WA non-trawl fleet (n=7) | | | | | | | | | | | |
| 1997 | 1 | 7 | 3 | 0 | 1 | -1 | -1 | 3.35 | 0.000 | 0.000 | 0.000 |
| | 0.000 | 0.000 | 1.004 | 0.000 | 0.000 | 0.000 | 0.000 | 0.000 | 0.000 | 2.008 | 0.000 |
| | 0.000 | 0.000 | 0.000 | 0.000 | 0.000 | 1.004 | 0.000 | 0.000 | 0.000 | 0.000 | 0.000 |
| | 0.000 | 0.000 | 0.000 | 0.000 | 0.000 | 0.000 | 0.000 | 0.000 | 0.000 | 0.000 | 0.000 |
| | 0.000 | 0.000 | 0.000 | 0.000 | 1.004 | 2.008 | 1.004 | 0.000 | 5.021 | 2.008 | 2.008 |
| | 0.000 | 0.000 | 0.000 | 0.000 | 0.000 | 0.000 | 0.000 | 0.000 | 0.000 | 0.000 | 0.000 |
| | 0.000 | 0.000 | 0.000 | 0.000 | 0.000 | 0.000 | 0.000 | 0.000 | 0.000 | 0.000 | 0.000 |
| | 0.000 | | | | | | | | | | |
| 1998 | 1 | 7 | 3 | 0 | 1 | -1 | -1 | 16.01 | 0.000 | 0.000 | 0.000 |
| | 0.000 | 0.000 | 4.245 | 8.489 | 15.880 | 19.375 | 4.245 | 5.941 | 9.088 | 0.000 | 0.000 |
| | 0.000 | 0.000 | 0.000 | 0.000 | 0.000 | 0.000 | 2.795 | 0.000 | 0.000 | 0.000 | 0.000 |
| | 2.795 | 0.000 | 0.000 | 0.000 | 0.000 | 0.000 | 0.000 | 0.000 | 0.000 | 0.000 | 0.000 |
| | 0.000 | 0.000 | 0.000 | 3.846 | 11.538 | 7.391 | 27.020 | 14.678 | 41.304 | 9.436 | 9.440 |
| | 11.237 | 30.813 | 6.293 | 2.795 | 13.333 | 2.795 | 0.000 | 2.795 | 0.000 | 9.788 | 8.384 |
| | 2.795 | 0.000 | 0.000 | 2.795 | 0.000 | 2.795 | 0.000 | 0.000 | 0.000 | 0.000 | 0.000 |
| | 2.795 | | | | | | | | | | |
| 2001 | 1 | 7 | 3 | 0 | 1 | -1 | -1 | 10.38 | 0.000 | 0.000 | 0.000 |
| | 0.000 | 3.355 | 3.084 | 1.028 | 3.139 | 3.084 | 3.139 | 4.167 | 1.084 | 1.028 | 0.000 |
| | 1.028 | 1.084 | 0.000 | 0.000 | 0.000 | 0.000 | 0.000 | 0.000 | 0.000 | 0.000 | 0.000 |
| | 0.000 | 0.000 | 0.000 | 0.000 | 0.000 | 0.000 | 0.000 | 0.000 | 0.000 | 0.000 | 0.000 |
| | 0.000 | 0.000 | 0.000 | 2.393 | 1.143 | 0.000 | 4.223 | 3.139 | 2.111 | 1.028 | 0.000 |
| | 2.056 | 0.000 | 1.028 | 0.000 | 0.000 | 0.000 | 0.000 | 0.000 | 0.000 | 0.000 | 0.000 |
| | 0.000 | 0.000 | 0.000 | 0.000 | 0.000 | 0.000 | 0.000 | 0.000 | 0.000 | 0.000 | 0.000 |
| | 0.000 | | | | | | | | | | |
| 2002 | 1 | 7 | 3 | 0 | 1 | -1 | -1 | 2.10 | 0.000 | 0.000 | 0.000 |
| | 0.000 | 0.000 | 0.000 | 1.034 | 0.000 | 0.000 | 1.034 | 0.000 | 0.000 | 1.034 | 0.000 |
| | 1.034 | 1.034 | 1.034 | 0.000 | 0.000 | 0.000 | 0.000 | 0.000 | 1.034 | 0.000 | 0.000 |
| | 0.000 | 0.000 | 0.000 | 0.000 | 0.000 | 0.000 | 0.000 | 0.000 | 0.000 | 0.000 | 0.000 |
| | 0.000 | 0.000 | 0.000 | 0.000 | 0.000 | 0.000 | 0.000 | 0.000 | 0.000 | 0.000 | 0.000 |
| | 0.000 | 0.000 | 0.000 | 0.000 | 1.034 | 0.000 | 0.000 | 0.000 | 0.000 | 0.000 | 0.000 |
| | 0.000 | 0.000 | 0.000 | 0.000 | 0.000 | 0.000 | 0.000 | 0.000 | 0.000 | 0.000 | 0.000 |
| | 0.000 | | | | | | | | | | |
| 2003 | 1 | 7 | 3 | 0 | 1 | -1 | -1 | 4.93 | 0.000 | 0.000 | 0.000 |
| | 0.000 | 0.000 | 0.000 | 0.000 | 1.000 | 0.000 | 0.000 | 0.000 | 4.000 | 2.998 | 1.000 |
| | 0.000 | 0.000 | 1.000 | 0.000 | 0.000 | 0.000 | 0.000 | 0.000 | 0.000 | 0.000 | 0.000 |
| | 0.000 | 0.000 | 0.000 | 0.000 | 0.000 | 0.000 | 0.000 | 0.000 | 0.000 | 0.000 | 0.000 |
| | 0.000 | 0.000 | 0.000 | 0.000 | 0.000 | 0.000 | 2.000 | 0.000 | 1.000 | 2.000 | 0.000 |

| | | | | | | | | | | | |
|--|---------|---------|--------|--------|--------|--------|---------|---------|---------|--------|---------|
| | 0.000 | 0.000 | 0.000 | 0.000 | 0.000 | 0.000 | 0.000 | 0.000 | 0.000 | 0.000 | 0.000 |
| | 0.000 | 0.000 | 0.000 | 0.000 | 0.000 | 0.000 | 0.000 | 0.000 | 0.000 | 0.000 | 0.000 |
| | 0.000 | | | | | | | | | | |
| 2004 | 1 | 7 | 3 | 0 | 1 | -1 | -1 | 11.55 | 0.000 | 0.000 | 0.000 |
| | 0.000 | 109.346 | 0.000 | 0.000 | 0.000 | 0.000 | 207.528 | 141.690 | 231.099 | 87.017 | 251.058 |
| | 0.000 | 121.753 | 0.000 | 0.000 | 0.000 | 0.000 | 0.000 | 0.000 | 0.000 | 0.000 | 0.000 |
| | 0.000 | 0.000 | 0.000 | 0.000 | 0.000 | 43.530 | 0.000 | 0.000 | 0.000 | 0.000 | 0.000 |
| | 0.000 | 0.000 | 0.000 | 0.000 | 0.000 | 91.842 | 54.673 | 43.530 | 98.182 | 0.000 | 110.610 |
| | 0.000 | 98.182 | 0.000 | 0.000 | 0.000 | 0.000 | 0.000 | 0.000 | 43.530 | 0.000 | 0.000 |
| | 0.000 | 0.000 | 0.000 | 0.000 | 0.000 | 43.530 | 0.000 | 0.000 | 0.000 | 0.000 | 0.000 |
| | 0.000 | | | | | | | | | | |
| 2005 | 1 | 7 | 3 | 0 | 1 | -1 | -1 | 8.35 | 0.000 | 0.000 | 0.000 |
| | 0.000 | 0.000 | 0.000 | 0.000 | 0.000 | 7.778 | 4.278 | 1.000 | 0.000 | 0.000 | 4.278 |
| | 4.278 | 3.500 | 3.500 | 0.000 | 2.500 | 0.000 | 0.000 | 0.000 | 0.000 | 0.000 | 0.000 |
| | 0.000 | 0.000 | 0.000 | 0.000 | 0.000 | 0.000 | 0.000 | 0.000 | 0.000 | 0.000 | 0.000 |
| | 0.000 | 0.000 | 0.000 | 0.000 | 0.000 | 0.000 | 0.000 | 1.000 | 0.000 | 7.500 | 8.500 |
| | 0.000 | 0.000 | 0.000 | 0.000 | 0.000 | 0.000 | 0.000 | 0.000 | 0.000 | 0.000 | 0.000 |
| | 0.000 | 0.000 | 4.278 | 0.000 | 0.000 | 0.000 | 0.000 | 0.000 | 0.000 | 0.000 | 0.000 |
| | 0.000 | | | | | | | | | | |
| # 2007 At-sea hake fishery (n=3) | | | | | | | | | | | |
| 2003 | 1 | 11 | 3 | 0 | 1 | -1 | -1 | 101.73 | 0.000 | 0.000 | 0.000 |
| | 0.000 | 0.000 | 0.000 | 7.500 | 10.167 | 22.278 | 15.333 | 10.833 | 30.668 | 18.159 | 42.359 |
| | 25.835 | 5.857 | 5.000 | 0.000 | 3.000 | 0.000 | 0.000 | 0.000 | 0.000 | 0.000 | 0.000 |
| | 0.000 | 0.000 | 0.000 | 0.000 | 0.000 | 0.000 | 0.000 | 0.000 | 0.000 | 0.000 | 0.000 |
| | 0.000 | 0.000 | 0.000 | 0.000 | 2.333 | 13.205 | 26.055 | 13.433 | 35.741 | 50.988 | 18.961 |
| | 25.557 | 25.356 | 6.556 | 0.000 | 17.500 | 2.833 | 3.000 | 3.000 | 2.500 | 0.000 | 0.000 |
| | 0.000 | 0.000 | 0.000 | 0.000 | 0.000 | 0.000 | 0.000 | 0.000 | 0.000 | 0.000 | 0.000 |
| | 12.992 | | | | | | | | | | |
| 2004 | 1 | 11 | 3 | 0 | 1 | -1 | -1 | 126.15 | 0.000 | 0.000 | 0.000 |
| | 0.000 | 0.000 | 0.000 | 2.000 | 10.893 | 12.300 | 39.943 | 358.260 | 17.900 | 42.643 | 350.700 |
| | 341.067 | 337.400 | 48.717 | 15.700 | 15.800 | 3.000 | 5.500 | 0.000 | 7.800 | 0.000 | 7.800 |
| | 7.800 | 0.000 | 0.000 | 0.000 | 0.000 | 0.000 | 3.600 | 0.000 | 0.000 | 0.000 | 0.000 |
| | 0.000 | 0.000 | 0.000 | 0.000 | 1.000 | 13.250 | 15.293 | 37.443 | 20.500 | 26.743 | 26.800 |
| | 13.750 | 338.400 | 19.200 | 42.700 | 45.800 | 1.000 | 0.000 | 0.000 | 6.000 | 0.000 | 0.000 |
| | 0.000 | 0.000 | 0.000 | 0.000 | 0.000 | 0.000 | 7.800 | 0.000 | 0.000 | 0.000 | 0.000 |
| | 6.000 | | | | | | | | | | |
| 2005 | 1 | 11 | 3 | 0 | 1 | -1 | -1 | 209.57 | 0.000 | 0.000 | 0.000 |
| | 0.000 | 0.000 | 2.000 | 5.417 | 80.600 | 42.217 | 37.750 | 45.333 | 56.967 | 41.033 | 31.617 |
| | 7.250 | 18.267 | 17.200 | 2.000 | 2.000 | 2.667 | 2.000 | 0.000 | 2.000 | 0.000 | 2.800 |
| | 5.000 | 0.000 | 0.000 | 0.000 | 0.000 | 0.000 | 0.000 | 0.000 | 0.000 | 0.000 | 0.000 |
| | 0.000 | 0.000 | 0.000 | 0.000 | 5.333 | 9.000 | 29.633 | 35.967 | 31.783 | 32.550 | 29.167 |
| | 34.650 | 12.333 | 7.500 | 5.667 | 2.000 | 4.500 | 2.000 | 0.000 | 3.000 | 4.800 | |
| | 2.000 | 0.000 | 2.500 | 0.000 | 0.000 | 0.000 | 2.000 | 0.000 | 0.000 | 0.000 | 0.000 |
| | 1.500 | | | | | | | | | | |
| # 2007 NWFSC survey conditionals (n=164) | | | | | | | | | | | |
| 2003 | 1 | 12 | 1 | 0 | 1 | 2 | 2 | 1.07 | 0 | 33683 | 0 |
| | 0 | 0 | 0 | 0 | 0 | 0 | 0 | 0 | 0 | 0 | 0 |
| | 0 | 0 | 0 | 0 | 0 | 0 | 0 | 0 | 0 | 0 | 0 |
| | 0 | 0 | 0 | 0 | 0 | 0 | 0 | 0 | 0 | 0 | 0 |
| | 0 | 0 | 0 | 0 | 0 | 0 | 0 | 0 | 0 | 0 | 0 |
| | 0 | 0 | 0 | 0 | 0 | 0 | 0 | 0 | 0 | 0 | 0 |
| | 0 | 0 | 0 | 0 | 0 | 0 | 0 | 0 | 0 | 0 | 0 |
| | 0 | | | | | | | | | | |
| 2003 | 1 | 12 | 1 | 0 | 1 | 3 | 3 | 1.14 | 0 | 67365 | 0 |
| | 0 | 0 | 0 | 0 | 0 | 0 | 0 | 0 | 0 | 0 | 0 |
| | 0 | 0 | 0 | 0 | 0 | 0 | 0 | 0 | 0 | 0 | 0 |
| | 0 | 0 | 0 | 0 | 0 | 0 | 0 | 0 | 0 | 0 | 0 |
| | 0 | 0 | 0 | 0 | 0 | 0 | 0 | 0 | 0 | 0 | 0 |
| | 0 | 0 | 0 | 0 | 0 | 0 | 0 | 0 | 0 | 0 | 0 |
| | 0 | 0 | 0 | 0 | 0 | 0 | 0 | 0 | 0 | 0 | 0 |
| | 0 | | | | | | | | | | |
| 2003 | 1 | 12 | 1 | 0 | 1 | 4 | 4 | 1.28 | 0 | 44026 | 0 |
| | 0 | 0 | 0 | 0 | 0 | 0 | 0 | 0 | 0 | 0 | 0 |
| | 0 | 0 | 0 | 0 | 0 | 0 | 0 | 0 | 0 | 0 | 0 |
| | 0 | 0 | 0 | 0 | 0 | 0 | 0 | 0 | 0 | 0 | 0 |
| | 0 | 0 | 0 | 0 | 0 | 0 | 0 | 0 | 0 | 0 | 0 |
| | 0 | 0 | 0 | 0 | 0 | 0 | 0 | 0 | 0 | 0 | 0 |
| | 0 | 0 | 0 | 0 | 0 | 0 | 0 | 0 | 0 | 0 | 0 |
| | 0 | | | | | | | | | | |
| | 0 | | | | | | | | | | |

| | | | | | | | | | | | |
|------|-------|-------|-------|-------|-------|-------|-------|------|------|---|-------|
| 2003 | 1 | 12 | 1 | 0 | 1 | 6 | 6 | 3.21 | 0 | 0 | 62865 |
| | 0 | 0 | 0 | 0 | 0 | 0 | 0 | 0 | 0 | 0 | 0 |
| | 0 | 0 | 0 | 0 | 0 | 0 | 0 | 0 | 0 | 0 | 0 |
| | 0 | 0 | 0 | 0 | 0 | 0 | 0 | 0 | 0 | 0 | 0 |
| | 0 | 0 | 0 | 0 | 0 | 0 | 0 | 0 | 0 | 0 | 0 |
| | 0 | 0 | 0 | 0 | 0 | 0 | 0 | 0 | 0 | 0 | 0 |
| | 0 | 0 | 0 | 0 | 0 | 0 | 0 | 0 | 0 | 0 | 0 |
| | 0 | 0 | 0 | 0 | 0 | 0 | 0 | 0 | 0 | 0 | 0 |
| 2003 | 1 | 12 | 1 | 0 | 1 | 7 | 7 | 2.14 | 0 | 0 | 25576 |
| | 0 | 0 | 0 | 0 | 0 | 0 | 0 | 0 | 0 | 0 | 0 |
| | 0 | 0 | 0 | 0 | 0 | 0 | 0 | 0 | 0 | 0 | 0 |
| | 0 | 0 | 0 | 0 | 0 | 0 | 0 | 0 | 0 | 0 | 0 |
| | 0 | 0 | 0 | 0 | 0 | 0 | 0 | 0 | 0 | 0 | 0 |
| | 0 | 0 | 0 | 0 | 0 | 0 | 0 | 0 | 0 | 0 | 0 |
| | 0 | 0 | 0 | 0 | 0 | 0 | 0 | 0 | 0 | 0 | 0 |
| | 0 | 0 | 0 | 0 | 0 | 0 | 0 | 0 | 0 | 0 | 0 |
| | 0 | 0 | 0 | 0 | 0 | 0 | 0 | 0 | 0 | 0 | 0 |
| 2003 | 1 | 12 | 1 | 0 | 1 | 8 | 8 | 1.07 | 0 | 0 | 14570 |
| | 0 | 0 | 0 | 0 | 0 | 0 | 0 | 0 | 0 | 0 | 0 |
| | 0 | 0 | 0 | 0 | 0 | 0 | 0 | 0 | 0 | 0 | 0 |
| | 0 | 0 | 0 | 0 | 0 | 0 | 0 | 0 | 0 | 0 | 0 |
| | 0 | 0 | 0 | 0 | 0 | 0 | 0 | 0 | 0 | 0 | 0 |
| | 0 | 0 | 0 | 0 | 0 | 0 | 0 | 0 | 0 | 0 | 0 |
| | 0 | 0 | 0 | 0 | 0 | 0 | 0 | 0 | 0 | 0 | 0 |
| | 0 | 0 | 0 | 0 | 0 | 0 | 0 | 0 | 0 | 0 | 0 |
| | 0 | 0 | 0 | 0 | 0 | 0 | 0 | 0 | 0 | 0 | 0 |
| 2003 | 1 | 12 | 1 | 0 | 1 | 9 | 9 | 2.21 | 0 | 0 | 0 |
| | 43795 | 0 | 0 | 0 | 0 | 0 | 0 | 0 | 0 | 0 | 0 |
| | 0 | 0 | 0 | 0 | 0 | 0 | 0 | 0 | 0 | 0 | 0 |
| | 0 | 0 | 0 | 0 | 0 | 0 | 0 | 0 | 0 | 0 | 0 |
| | 0 | 0 | 0 | 0 | 0 | 0 | 0 | 0 | 0 | 0 | 0 |
| | 0 | 0 | 0 | 0 | 0 | 0 | 0 | 0 | 0 | 0 | 0 |
| | 0 | 0 | 0 | 0 | 0 | 0 | 0 | 0 | 0 | 0 | 0 |
| | 0 | 0 | 0 | 0 | 0 | 0 | 0 | 0 | 0 | 0 | 0 |
| | 0 | 0 | 0 | 0 | 0 | 0 | 0 | 0 | 0 | 0 | 0 |
| 2003 | 1 | 12 | 1 | 0 | 1 | 10 | 10 | 1.07 | 0 | 0 | 0 |
| | 0 | 14570 | 0 | 0 | 0 | 0 | 0 | 0 | 0 | 0 | 0 |
| | 0 | 0 | 0 | 0 | 0 | 0 | 0 | 0 | 0 | 0 | 0 |
| | 0 | 0 | 0 | 0 | 0 | 0 | 0 | 0 | 0 | 0 | 0 |
| | 0 | 0 | 0 | 0 | 0 | 0 | 0 | 0 | 0 | 0 | 0 |
| | 0 | 0 | 0 | 0 | 0 | 0 | 0 | 0 | 0 | 0 | 0 |
| | 0 | 0 | 0 | 0 | 0 | 0 | 0 | 0 | 0 | 0 | 0 |
| | 0 | 0 | 0 | 0 | 0 | 0 | 0 | 0 | 0 | 0 | 0 |
| | 0 | 0 | 0 | 0 | 0 | 0 | 0 | 0 | 0 | 0 | 0 |
| 2003 | 1 | 12 | 1 | 0 | 1 | 13 | 13 | 2.14 | 0 | 0 | 0 |
| | 0 | 0 | 28349 | 26320 | 0 | 0 | 0 | 0 | 0 | 0 | 0 |
| | 0 | 0 | 0 | 0 | 0 | 0 | 0 | 0 | 0 | 0 | 0 |
| | 0 | 0 | 0 | 0 | 0 | 0 | 0 | 0 | 0 | 0 | 0 |
| | 0 | 0 | 0 | 0 | 0 | 0 | 0 | 0 | 0 | 0 | 0 |
| | 0 | 0 | 0 | 0 | 0 | 0 | 0 | 0 | 0 | 0 | 0 |
| | 0 | 0 | 0 | 0 | 0 | 0 | 0 | 0 | 0 | 0 | 0 |
| | 0 | 0 | 0 | 0 | 0 | 0 | 0 | 0 | 0 | 0 | 0 |
| | 0 | 0 | 0 | 0 | 0 | 0 | 0 | 0 | 0 | 0 | 0 |
| 2003 | 1 | 12 | 1 | 0 | 1 | 14 | 14 | 3.28 | 0 | 0 | 0 |
| | 0 | 6219 | 52640 | 0 | 0 | 0 | 0 | 0 | 3972 | 0 | 0 |
| | 0 | 0 | 0 | 0 | 0 | 0 | 0 | 0 | 0 | 0 | 0 |
| | 0 | 0 | 0 | 0 | 0 | 0 | 0 | 0 | 0 | 0 | 0 |
| | 0 | 0 | 0 | 0 | 0 | 0 | 0 | 0 | 0 | 0 | 0 |
| | 0 | 0 | 0 | 0 | 0 | 0 | 0 | 0 | 0 | 0 | 0 |
| | 0 | 0 | 0 | 0 | 0 | 0 | 0 | 0 | 0 | 0 | 0 |
| | 0 | 0 | 0 | 0 | 0 | 0 | 0 | 0 | 0 | 0 | 0 |
| | 0 | 0 | 0 | 0 | 0 | 0 | 0 | 0 | 0 | 0 | 0 |
| 2003 | 1 | 12 | 1 | 0 | 1 | 15 | 15 | 6.77 | 0 | 0 | 0 |
| | 0 | 0 | 52640 | 88029 | 60888 | 9860 | 0 | 0 | 0 | 0 | 0 |
| | 0 | 0 | 0 | 0 | 0 | 0 | 0 | 0 | 0 | 0 | 0 |
| | 0 | 0 | 0 | 0 | 0 | 0 | 0 | 0 | 0 | 0 | 0 |
| | 0 | 0 | 0 | 0 | 0 | 0 | 0 | 0 | 0 | 0 | 0 |
| | 0 | 0 | 0 | 0 | 0 | 0 | 0 | 0 | 0 | 0 | 0 |
| | 0 | 0 | 0 | 0 | 0 | 0 | 0 | 0 | 0 | 0 | 0 |
| | 0 | 0 | 0 | 0 | 0 | 0 | 0 | 0 | 0 | 0 | 0 |
| | 0 | 0 | 0 | 0 | 0 | 0 | 0 | 0 | 0 | 0 | 0 |
| 2003 | 1 | 12 | 1 | 0 | 1 | 16 | 16 | 6.49 | 0 | 0 | 0 |
| | 0 | 0 | 0 | 32539 | 5576 | 56698 | 18014 | 0 | 0 | 0 | 5209 |
| | 0 | 0 | 0 | 0 | 0 | 0 | 0 | 0 | 0 | 0 | 0 |
| | 0 | 0 | 0 | 0 | 0 | 0 | 0 | 0 | 0 | 0 | 0 |
| | 0 | 0 | 0 | 0 | 0 | 0 | 0 | 0 | 0 | 0 | 0 |
| | 0 | 0 | 0 | 0 | 0 | 0 | 0 | 0 | 0 | 0 | 0 |
| | 0 | 0 | 0 | 0 | 0 | 0 | 0 | 0 | 0 | 0 | 0 |
| | 0 | 0 | 0 | 0 | 0 | 0 | 0 | 0 | 0 | 0 | 0 |
| | 0 | 0 | 0 | 0 | 0 | 0 | 0 | 0 | 0 | 0 | 0 |

| | | | | | | | | | | | |
|------|-------|--------|-------|-------|-------|-------|-------|-------|-------|-------|-------|
| | 0 | 0 | 0 | 0 | 0 | 0 | 0 | 0 | 0 | 0 | 0 |
| | 0 | | | | | | | | | | |
| 2003 | 1 | 12 | 1 | 0 | 1 | 17 | 17 | 5.56 | 0 | 0 | 0 |
| | 0 | 0 | 0 | 28349 | 28349 | 66982 | 28349 | 7040 | 0 | 0 | 0 |
| | 0 | 0 | 0 | 0 | 0 | 0 | 0 | 0 | 0 | 0 | 0 |
| | 0 | 0 | 0 | 0 | 0 | 0 | 0 | 0 | 0 | 0 | 0 |
| | 0 | 0 | 0 | 0 | 0 | 0 | 0 | 0 | 0 | 0 | 0 |
| | 0 | 0 | 0 | 0 | 0 | 0 | 0 | 0 | 0 | 0 | 0 |
| | 0 | 0 | 0 | 0 | 0 | 0 | 0 | 0 | 0 | 0 | 0 |
| | 0 | 0 | 0 | 0 | 0 | 0 | 0 | 0 | 0 | 0 | 0 |
| | 0 | | | | | | | | | | |
| 2003 | 1 | 12 | 1 | 0 | 1 | 18 | 18 | 9.91 | 0 | 0 | 0 |
| | 0 | 0 | 0 | 0 | 0 | 37940 | 18368 | 36737 | 10769 | 12149 | 12869 |
| | 0 | 0 | 0 | 0 | 0 | 0 | 0 | 0 | 0 | 0 | 0 |
| | 0 | 0 | 0 | 0 | 0 | 0 | 0 | 0 | 0 | 0 | 0 |
| | 0 | 0 | 0 | 0 | 0 | 0 | 0 | 0 | 0 | 0 | 0 |
| | 0 | 0 | 0 | 0 | 0 | 0 | 0 | 0 | 0 | 0 | 0 |
| | 0 | 0 | 0 | 0 | 0 | 0 | 0 | 0 | 0 | 0 | 0 |
| | 0 | | | | | | | | | | |
| 2003 | 1 | 12 | 1 | 0 | 1 | 19 | 19 | 8.84 | 0 | 0 | 0 |
| | 0 | 0 | 0 | 0 | 3972 | 0 | 0 | 4367 | 42163 | 40748 | 12438 |
| | 0 | 0 | 5209 | 0 | 0 | 0 | 0 | 0 | 0 | 0 | 0 |
| | 0 | 0 | 0 | 0 | 0 | 0 | 0 | 0 | 0 | 0 | 0 |
| | 0 | 0 | 0 | 0 | 0 | 0 | 0 | 0 | 0 | 0 | 0 |
| | 0 | 0 | 0 | 0 | 0 | 0 | 0 | 0 | 0 | 0 | 0 |
| | 0 | 0 | 0 | 0 | 0 | 0 | 0 | 0 | 0 | 0 | 0 |
| | 0 | | | | | | | | | | |
| 2003 | 1 | 12 | 1 | 0 | 1 | 20 | 20 | 9.98 | 0 | 0 | 0 |
| | 0 | 0 | 0 | 0 | 0 | 0 | 0 | 35189 | 48381 | 30457 | 22254 |
| | 0 | 0 | 0 | 0 | 0 | 0 | 0 | 0 | 0 | 0 | 0 |
| | 0 | 0 | 0 | 0 | 0 | 0 | 0 | 0 | 0 | 0 | 0 |
| | 0 | 0 | 0 | 0 | 0 | 0 | 0 | 0 | 0 | 0 | 0 |
| | 0 | 0 | 0 | 0 | 0 | 0 | 0 | 0 | 0 | 0 | 0 |
| | 0 | 0 | 0 | 0 | 0 | 0 | 0 | 0 | 0 | 0 | 0 |
| | 0 | | | | | | | | | | |
| 2003 | 1 | 12 | 1 | 0 | 1 | 21 | 21 | 6.77 | 0 | 0 | 0 |
| | 0 | 0 | 0 | 0 | 0 | 0 | 0 | 18319 | 6219 | 23771 | 0 |
| | 24538 | 5525 | 18319 | 0 | 37662 | 0 | 0 | 0 | 0 | 0 | 0 |
| | 0 | 0 | 0 | 0 | 0 | 0 | 0 | 0 | 0 | 0 | 0 |
| | 0 | 0 | 0 | 0 | 0 | 0 | 0 | 0 | 0 | 0 | 0 |
| | 0 | 0 | 0 | 0 | 0 | 0 | 0 | 0 | 0 | 0 | 0 |
| | 0 | 0 | 0 | 0 | 0 | 0 | 0 | 0 | 0 | 0 | 0 |
| | 0 | | | | | | | | | | |
| 2003 | 1 | 12 | 1 | 0 | 1 | 22 | 22 | 2.21 | 0 | 0 | 0 |
| | 0 | 0 | 0 | 0 | 0 | 0 | 0 | 0 | 0 | 0 | 5525 |
| | 0 | 0 | 5525 | 0 | 0 | 0 | 18319 | 0 | 0 | 0 | 0 |
| | 0 | 0 | 0 | 0 | 0 | 0 | 0 | 0 | 0 | 0 | 0 |
| | 0 | 0 | 0 | 0 | 0 | 0 | 0 | 0 | 0 | 0 | 0 |
| | 0 | 0 | 0 | 0 | 0 | 0 | 0 | 0 | 0 | 0 | 0 |
| | 0 | 0 | 0 | 0 | 0 | 0 | 0 | 0 | 0 | 0 | 0 |
| | 0 | | | | | | | | | | |
| 2003 | 1 | 12 | 1 | 0 | 1 | 23 | 23 | 3.21 | 0 | 0 | 0 |
| | 0 | 0 | 0 | 0 | 0 | 0 | 0 | 0 | 0 | 0 | 0 |
| | 0 | 212769 | 0 | 18319 | 0 | 0 | 0 | 0 | 0 | 0 | 0 |
| | 6219 | 0 | 0 | 0 | 0 | 0 | 0 | 0 | 0 | 0 | 0 |
| | 0 | 0 | 0 | 0 | 0 | 0 | 0 | 0 | 0 | 0 | 0 |
| | 0 | 0 | 0 | 0 | 0 | 0 | 0 | 0 | 0 | 0 | 0 |
| | 0 | 0 | 0 | 0 | 0 | 0 | 0 | 0 | 0 | 0 | 0 |
| | 0 | | | | | | | | | | |
| 2003 | 1 | 12 | 1 | 0 | 1 | 24 | 24 | 1.07 | 0 | 0 | 0 |
| | 0 | 0 | 0 | 0 | 0 | 0 | 0 | 0 | 0 | 0 | 0 |
| | 0 | 0 | 0 | 0 | 0 | 0 | 0 | 0 | 4550 | 0 | 0 |
| | 0 | 0 | 0 | 0 | 0 | 0 | 0 | 0 | 0 | 0 | 0 |
| | 0 | 0 | 0 | 0 | 0 | 0 | 0 | 0 | 0 | 0 | 0 |
| | 0 | 0 | 0 | 0 | 0 | 0 | 0 | 0 | 0 | 0 | 0 |
| | 0 | 0 | 0 | 0 | 0 | 0 | 0 | 0 | 0 | 0 | 0 |
| | 0 | | | | | | | | | | |
| 2003 | 1 | 12 | 2 | 0 | 1 | 1 | 1 | 2.14 | 0 | 0 | 0 |
| | 0 | 0 | 0 | 0 | 0 | 0 | 0 | 0 | 0 | 0 | 0 |
| | 0 | 0 | 0 | 0 | 0 | 0 | 0 | 0 | 0 | 0 | 0 |
| | 0 | 0 | 0 | 0 | 0 | 0 | 0 | 0 | 0 | 0 | 25366 |

| | | | | | | | | | | | |
|------|--------|-------|-------|-------|---|----|----|------|---|---|---|
| | 0 | 0 | 0 | 0 | 0 | 0 | 0 | 0 | 0 | 0 | 0 |
| | 0 | 0 | 0 | 0 | 0 | 0 | 0 | 0 | 0 | 0 | 0 |
| | 0 | 0 | 0 | 0 | 0 | 0 | 0 | 0 | 0 | 0 | 0 |
| | 0 | | | | | | | | | | |
| 2003 | 1 | 12 | 2 | 0 | 1 | 2 | 2 | 1.21 | 0 | 0 | 0 |
| | 0 | 0 | 0 | 0 | 0 | 0 | 0 | 0 | 0 | 0 | 0 |
| | 0 | 0 | 0 | 0 | 0 | 0 | 0 | 0 | 0 | 0 | 0 |
| | 0 | 0 | 0 | 0 | 0 | 0 | 0 | 0 | 0 | 0 | 0 |
| | 101048 | 0 | 0 | 0 | 0 | 0 | 0 | 0 | 0 | 0 | 0 |
| | 0 | 0 | 0 | 0 | 0 | 0 | 0 | 0 | 0 | 0 | 0 |
| | 0 | 0 | 0 | 0 | 0 | 0 | 0 | 0 | 0 | 0 | 0 |
| | 0 | | | | | | | | | | |
| 2003 | 1 | 12 | 2 | 0 | 1 | 3 | 3 | 2.77 | 0 | 0 | 0 |
| | 0 | 0 | 0 | 0 | 0 | 0 | 0 | 0 | 0 | 0 | 0 |
| | 0 | 0 | 0 | 0 | 0 | 0 | 0 | 0 | 0 | 0 | 0 |
| | 0 | 0 | 0 | 0 | 0 | 0 | 0 | 0 | 0 | 0 | 0 |
| | 302480 | 0 | 0 | 0 | 0 | 0 | 0 | 0 | 0 | 0 | 0 |
| | 0 | 0 | 0 | 0 | 0 | 0 | 0 | 0 | 0 | 0 | 0 |
| | 0 | 0 | 0 | 0 | 0 | 0 | 0 | 0 | 0 | 0 | 0 |
| | 0 | | | | | | | | | | |
| 2003 | 1 | 12 | 2 | 0 | 1 | 4 | 4 | 1.21 | 0 | 0 | 0 |
| | 0 | 0 | 0 | 0 | 0 | 0 | 0 | 0 | 0 | 0 | 0 |
| | 0 | 0 | 0 | 0 | 0 | 0 | 0 | 0 | 0 | 0 | 0 |
| | 0 | 0 | 0 | 0 | 0 | 0 | 0 | 0 | 0 | 0 | 0 |
| | 33019 | 0 | 0 | 0 | 0 | 0 | 0 | 0 | 0 | 0 | 0 |
| | 0 | 0 | 0 | 0 | 0 | 0 | 0 | 0 | 0 | 0 | 0 |
| | 0 | 0 | 0 | 0 | 0 | 0 | 0 | 0 | 0 | 0 | 0 |
| | 0 | | | | | | | | | | |
| 2003 | 1 | 12 | 2 | 0 | 1 | 6 | 6 | 2.28 | 0 | 0 | 0 |
| | 0 | 0 | 0 | 0 | 0 | 0 | 0 | 0 | 0 | 0 | 0 |
| | 0 | 0 | 0 | 0 | 0 | 0 | 0 | 0 | 0 | 0 | 0 |
| | 0 | 0 | 0 | 0 | 0 | 0 | 0 | 0 | 0 | 0 | 0 |
| | 11577 | 43837 | 0 | 0 | 0 | 0 | 0 | 0 | 0 | 0 | 0 |
| | 0 | 0 | 0 | 0 | 0 | 0 | 0 | 0 | 0 | 0 | 0 |
| | 0 | 0 | 0 | 0 | 0 | 0 | 0 | 0 | 0 | 0 | 0 |
| | 0 | | | | | | | | | | |
| 2003 | 1 | 12 | 2 | 0 | 1 | 7 | 7 | 3.21 | 0 | 0 | 0 |
| | 0 | 0 | 0 | 0 | 0 | 0 | 0 | 0 | 0 | 0 | 0 |
| | 0 | 0 | 0 | 0 | 0 | 0 | 0 | 0 | 0 | 0 | 0 |
| | 0 | 0 | 0 | 0 | 0 | 0 | 0 | 0 | 0 | 0 | 0 |
| | 0 | 40189 | 0 | 0 | 0 | 0 | 0 | 0 | 0 | 0 | 0 |
| | 0 | 0 | 0 | 0 | 0 | 0 | 0 | 0 | 0 | 0 | 0 |
| | 0 | 0 | 0 | 0 | 0 | 0 | 0 | 0 | 0 | 0 | 0 |
| | 0 | | | | | | | | | | |
| 2003 | 1 | 12 | 2 | 0 | 1 | 8 | 8 | 1.07 | 0 | 0 | 0 |
| | 0 | 0 | 0 | 0 | 0 | 0 | 0 | 0 | 0 | 0 | 0 |
| | 0 | 0 | 0 | 0 | 0 | 0 | 0 | 0 | 0 | 0 | 0 |
| | 0 | 0 | 0 | 0 | 0 | 0 | 0 | 0 | 0 | 0 | 0 |
| | 0 | 14570 | 0 | 0 | 0 | 0 | 0 | 0 | 0 | 0 | 0 |
| | 0 | 0 | 0 | 0 | 0 | 0 | 0 | 0 | 0 | 0 | 0 |
| | 0 | 0 | 0 | 0 | 0 | 0 | 0 | 0 | 0 | 0 | 0 |
| | 0 | | | | | | | | | | |
| 2003 | 1 | 12 | 2 | 0 | 1 | 9 | 9 | 2.21 | 0 | 0 | 0 |
| | 0 | 0 | 0 | 0 | 0 | 0 | 0 | 0 | 0 | 0 | 0 |
| | 0 | 0 | 0 | 0 | 0 | 0 | 0 | 0 | 0 | 0 | 0 |
| | 0 | 0 | 0 | 0 | 0 | 0 | 0 | 0 | 0 | 0 | 0 |
| | 0 | 0 | 40231 | 0 | 0 | 0 | 0 | 0 | 0 | 0 | 0 |
| | 0 | 0 | 0 | 0 | 0 | 0 | 0 | 0 | 0 | 0 | 0 |
| | 0 | 0 | 0 | 0 | 0 | 0 | 0 | 0 | 0 | 0 | 0 |
| | 0 | | | | | | | | | | |
| 2003 | 1 | 12 | 2 | 0 | 1 | 12 | 12 | 1.07 | 0 | 0 | 0 |
| | 0 | 0 | 0 | 0 | 0 | 0 | 0 | 0 | 0 | 0 | 0 |
| | 0 | 0 | 0 | 0 | 0 | 0 | 0 | 0 | 0 | 0 | 0 |
| | 0 | 0 | 0 | 0 | 0 | 0 | 0 | 0 | 0 | 0 | 0 |
| | 0 | 0 | 0 | 12193 | 0 | 0 | 0 | 0 | 0 | 0 | 0 |
| | 0 | 0 | 0 | 0 | 0 | 0 | 0 | 0 | 0 | 0 | 0 |
| | 0 | 0 | 0 | 0 | 0 | 0 | 0 | 0 | 0 | 0 | 0 |
| | 0 | | | | | | | | | | |
| 2003 | 1 | 12 | 2 | 0 | 1 | 13 | 13 | 5.49 | 0 | 0 | 0 |
| | 0 | 0 | 0 | 0 | 0 | 0 | 0 | 0 | 0 | 0 | 0 |

| | | | | | | | | | | | |
|------|-------|-------|-------|------|-------|-------|--------|-------|-------|-------|-------|
| | 0 | 0 | 0 | 0 | 0 | 0 | 0 | 0 | 0 | 0 | 0 |
| | 0 | 0 | 0 | 0 | 0 | 0 | 0 | 0 | 0 | 0 | 0 |
| | 0 | 0 | 0 | 0 | 80157 | 3972 | 28349 | 3972 | 0 | 0 | 0 |
| | 0 | 0 | 0 | 0 | 0 | 0 | 0 | 0 | 0 | 0 | 0 |
| | 0 | 0 | 0 | 0 | 0 | 0 | 0 | 0 | 0 | 0 | 0 |
| 2003 | 0 | | | | | | | | | | |
| | 1 | 12 | 2 | 0 | 1 | 14 | 14 | 7.56 | 0 | 0 | 0 |
| | 0 | 0 | 0 | 0 | 0 | 0 | 0 | 0 | 0 | 0 | 0 |
| | 0 | 0 | 0 | 0 | 0 | 0 | 0 | 0 | 0 | 0 | 0 |
| | 0 | 0 | 0 | 0 | 0 | 0 | 0 | 0 | 0 | 0 | 0 |
| | 0 | 0 | 0 | 0 | 7944 | 31326 | 4550 | 28349 | 5016 | 0 | 0 |
| | 6219 | 0 | 0 | 0 | 0 | 0 | 0 | 0 | 0 | 0 | 0 |
| | 0 | 0 | 0 | 0 | 0 | 0 | 0 | 0 | 0 | 0 | 0 |
| 2003 | 0 | | | | | | | | | | |
| | 1 | 12 | 2 | 0 | 1 | 15 | 15 | 9.91 | 0 | 0 | 0 |
| | 0 | 0 | 0 | 0 | 0 | 0 | 0 | 0 | 0 | 0 | 0 |
| | 0 | 0 | 0 | 0 | 0 | 0 | 0 | 0 | 0 | 0 | 0 |
| | 0 | 0 | 0 | 0 | 0 | 0 | 0 | 0 | 0 | 0 | 0 |
| | 0 | 0 | 0 | 0 | 0 | 11074 | 113307 | 7040 | 32510 | 26320 | 0 |
| | 0 | 0 | 0 | 0 | 0 | 0 | 0 | 0 | 0 | 0 | 0 |
| | 0 | 0 | 0 | 0 | 0 | 0 | 0 | 0 | 0 | 0 | 0 |
| 2003 | 0 | | | | | | | | | | |
| | 1 | 12 | 2 | 0 | 1 | 16 | 16 | 14.12 | 0 | 0 | 0 |
| | 0 | 0 | 0 | 0 | 0 | 0 | 0 | 0 | 0 | 0 | 0 |
| | 0 | 0 | 0 | 0 | 0 | 0 | 0 | 0 | 0 | 0 | 0 |
| | 0 | 0 | 0 | 0 | 0 | 0 | 0 | 0 | 0 | 0 | 0 |
| | 0 | 0 | 0 | 0 | 44388 | 28239 | 15384 | 54887 | 0 | 6219 | 12149 |
| | 0 | 0 | 0 | 0 | 0 | 0 | 0 | 0 | 0 | 0 | 0 |
| | 0 | 0 | 0 | 0 | 0 | 0 | 0 | 0 | 0 | 0 | 0 |
| 2003 | 0 | | | | | | | | | | |
| | 1 | 12 | 2 | 0 | 1 | 17 | 17 | 17.68 | 0 | 0 | 0 |
| | 0 | 0 | 0 | 0 | 0 | 0 | 0 | 0 | 0 | 0 | 0 |
| | 0 | 0 | 0 | 0 | 0 | 0 | 0 | 0 | 0 | 0 | 0 |
| | 0 | 0 | 0 | 0 | 0 | 0 | 0 | 0 | 0 | 0 | 0 |
| | 0 | 0 | 0 | 0 | 0 | 5006 | 26802 | 32106 | 68005 | 0 | 40197 |
| | 23893 | 0 | 0 | 0 | 0 | 0 | 0 | 0 | 0 | 0 | 0 |
| | 0 | 0 | 0 | 0 | 0 | 0 | 0 | 0 | 0 | 0 | 0 |
| 2003 | 0 | | | | | | | | | | |
| | 1 | 12 | 2 | 0 | 1 | 18 | 18 | 15.75 | 0 | 0 | 0 |
| | 0 | 0 | 0 | 0 | 0 | 0 | 0 | 0 | 0 | 0 | 0 |
| | 0 | 0 | 0 | 0 | 0 | 0 | 0 | 0 | 0 | 0 | 0 |
| | 0 | 0 | 0 | 0 | 0 | 0 | 0 | 0 | 0 | 0 | 0 |
| | 0 | 0 | 0 | 0 | 0 | 4034 | 0 | 29079 | 21518 | 18468 | 45384 |
| | 70434 | 0 | 22869 | 5576 | 0 | 0 | 18319 | 0 | 0 | 0 | 0 |
| | 0 | 0 | 0 | 0 | 0 | 0 | 0 | 0 | 0 | 0 | 0 |
| 2003 | 0 | | | | | | | | | | |
| | 1 | 12 | 2 | 0 | 1 | 19 | 19 | 13.26 | 0 | 0 | 0 |
| | 0 | 0 | 0 | 0 | 0 | 0 | 0 | 0 | 0 | 0 | 0 |
| | 0 | 0 | 0 | 0 | 0 | 0 | 0 | 0 | 0 | 0 | 0 |
| | 0 | 0 | 0 | 0 | 0 | 0 | 0 | 0 | 0 | 0 | 0 |
| | 0 | 0 | 0 | 0 | 0 | 0 | 0 | 10191 | 19719 | 21738 | 4550 |
| | 34351 | 15592 | 5576 | 5525 | 18319 | 0 | 0 | 0 | 0 | 0 | 0 |
| | 0 | 0 | 0 | 0 | 0 | 0 | 0 | 0 | 0 | 0 | 0 |
| 2003 | 0 | | | | | | | | | | |
| | 1 | 12 | 2 | 0 | 1 | 20 | 20 | 8.91 | 0 | 0 | 0 |
| | 0 | 0 | 0 | 0 | 0 | 0 | 0 | 0 | 0 | 0 | 0 |
| | 0 | 0 | 0 | 0 | 0 | 0 | 0 | 0 | 0 | 0 | 0 |
| | 0 | 0 | 0 | 0 | 0 | 0 | 0 | 0 | 0 | 0 | 0 |
| | 0 | 0 | 0 | 0 | 0 | 0 | 0 | 0 | 0 | 17674 | 18319 |
| | 17436 | 23895 | 22052 | 0 | 0 | 0 | 0 | 6238 | 0 | 5525 | 0 |
| | 0 | 0 | 0 | 0 | 0 | 0 | 0 | 0 | 0 | 0 | 0 |
| 2003 | 5209 | | | | | | | | | | |
| | 1 | 12 | 2 | 0 | 1 | 21 | 21 | 1.07 | 0 | 0 | 0 |
| | 0 | 0 | 0 | 0 | 0 | 0 | 0 | 0 | 0 | 0 | 0 |
| | 0 | 0 | 0 | 0 | 0 | 0 | 0 | 0 | 0 | 0 | 0 |
| | 0 | 0 | 0 | 0 | 0 | 0 | 0 | 0 | 0 | 0 | 0 |
| | 0 | 0 | 0 | 0 | 0 | 0 | 0 | 0 | 0 | 0 | 0 |
| | 0 | 0 | 0 | 0 | 0 | 0 | 0 | 0 | 0 | 5209 | 0 |
| | 0 | 0 | 0 | 0 | 0 | 0 | 0 | 0 | 0 | 0 | 0 |
| 0 | 0 | | | | | | | | | | |

| | | | | | | | | | | | |
|------|-------|--------|------|---|---|----|----|------|---|-------|-------|
| 2004 | 1 | 12 | 1 | 0 | 1 | 2 | 2 | 2.28 | 0 | 46225 | 0 |
| | 0 | 0 | 0 | 0 | 0 | 0 | 0 | 0 | 0 | 0 | 0 |
| | 0 | 0 | 0 | 0 | 0 | 0 | 0 | 0 | 0 | 0 | 0 |
| | 0 | 0 | 0 | 0 | 0 | 0 | 0 | 0 | 0 | 0 | 0 |
| | 0 | 0 | 0 | 0 | 0 | 0 | 0 | 0 | 0 | 0 | 0 |
| | 0 | 0 | 0 | 0 | 0 | 0 | 0 | 0 | 0 | 0 | 0 |
| | 0 | 0 | 0 | 0 | 0 | 0 | 0 | 0 | 0 | 0 | 0 |
| | 0 | 0 | 0 | 0 | 0 | 0 | 0 | 0 | 0 | 0 | 0 |
| 2004 | 1 | 12 | 1 | 0 | 1 | 3 | 3 | 1.07 | 0 | 9781 | 0 |
| | 0 | 0 | 0 | 0 | 0 | 0 | 0 | 0 | 0 | 0 | 0 |
| | 0 | 0 | 0 | 0 | 0 | 0 | 0 | 0 | 0 | 0 | 0 |
| | 0 | 0 | 0 | 0 | 0 | 0 | 0 | 0 | 0 | 0 | 0 |
| | 0 | 0 | 0 | 0 | 0 | 0 | 0 | 0 | 0 | 0 | 0 |
| | 0 | 0 | 0 | 0 | 0 | 0 | 0 | 0 | 0 | 0 | 0 |
| | 0 | 0 | 0 | 0 | 0 | 0 | 0 | 0 | 0 | 0 | 0 |
| | 0 | 0 | 0 | 0 | 0 | 0 | 0 | 0 | 0 | 0 | 0 |
| 2004 | 1 | 12 | 1 | 0 | 1 | 4 | 4 | 2.21 | 0 | 0 | 54185 |
| | 0 | 0 | 0 | 0 | 0 | 0 | 0 | 0 | 0 | 0 | 0 |
| | 0 | 0 | 0 | 0 | 0 | 0 | 0 | 0 | 0 | 0 | 0 |
| | 0 | 0 | 0 | 0 | 0 | 0 | 0 | 0 | 0 | 0 | 0 |
| | 0 | 0 | 0 | 0 | 0 | 0 | 0 | 0 | 0 | 0 | 0 |
| | 0 | 0 | 0 | 0 | 0 | 0 | 0 | 0 | 0 | 0 | 0 |
| | 0 | 0 | 0 | 0 | 0 | 0 | 0 | 0 | 0 | 0 | 0 |
| | 0 | 0 | 0 | 0 | 0 | 0 | 0 | 0 | 0 | 0 | 0 |
| 2004 | 1 | 12 | 1 | 0 | 1 | 5 | 5 | 1.28 | 0 | 0 | 39123 |
| | 0 | 0 | 0 | 0 | 0 | 0 | 0 | 0 | 0 | 0 | 0 |
| | 0 | 0 | 0 | 0 | 0 | 0 | 0 | 0 | 0 | 0 | 0 |
| | 0 | 0 | 0 | 0 | 0 | 0 | 0 | 0 | 0 | 0 | 0 |
| | 0 | 0 | 0 | 0 | 0 | 0 | 0 | 0 | 0 | 0 | 0 |
| | 0 | 0 | 0 | 0 | 0 | 0 | 0 | 0 | 0 | 0 | 0 |
| | 0 | 0 | 0 | 0 | 0 | 0 | 0 | 0 | 0 | 0 | 0 |
| | 0 | 0 | 0 | 0 | 0 | 0 | 0 | 0 | 0 | 0 | 0 |
| 2004 | 1 | 12 | 1 | 0 | 1 | 6 | 6 | 2.28 | 0 | 0 | 38477 |
| | 0 | 0 | 0 | 0 | 0 | 0 | 0 | 0 | 0 | 0 | 0 |
| | 0 | 0 | 0 | 0 | 0 | 0 | 0 | 0 | 0 | 0 | 0 |
| | 0 | 0 | 0 | 0 | 0 | 0 | 0 | 0 | 0 | 0 | 0 |
| | 0 | 0 | 0 | 0 | 0 | 0 | 0 | 0 | 0 | 0 | 0 |
| | 0 | 0 | 0 | 0 | 0 | 0 | 0 | 0 | 0 | 0 | 0 |
| | 0 | 0 | 0 | 0 | 0 | 0 | 0 | 0 | 0 | 0 | 0 |
| | 0 | 0 | 0 | 0 | 0 | 0 | 0 | 0 | 0 | 0 | 0 |
| 2004 | 1 | 12 | 1 | 0 | 1 | 7 | 7 | 1.21 | 0 | 0 | 0 |
| | 25222 | 50444 | 0 | 0 | 0 | 0 | 0 | 0 | 0 | 0 | 0 |
| | 0 | 0 | 0 | 0 | 0 | 0 | 0 | 0 | 0 | 0 | 0 |
| | 0 | 0 | 0 | 0 | 0 | 0 | 0 | 0 | 0 | 0 | 0 |
| | 0 | 0 | 0 | 0 | 0 | 0 | 0 | 0 | 0 | 0 | 0 |
| | 0 | 0 | 0 | 0 | 0 | 0 | 0 | 0 | 0 | 0 | 0 |
| | 0 | 0 | 0 | 0 | 0 | 0 | 0 | 0 | 0 | 0 | 0 |
| | 0 | 0 | 0 | 0 | 0 | 0 | 0 | 0 | 0 | 0 | 0 |
| 2004 | 1 | 12 | 1 | 0 | 1 | 9 | 9 | 3.28 | 0 | 0 | 0 |
| | 9781 | 94469 | 0 | 0 | 0 | 0 | 0 | 0 | 0 | 0 | 0 |
| | 0 | 0 | 0 | 0 | 0 | 0 | 0 | 0 | 0 | 0 | 0 |
| | 0 | 0 | 0 | 0 | 0 | 0 | 0 | 0 | 0 | 0 | 0 |
| | 0 | 0 | 0 | 0 | 0 | 0 | 0 | 0 | 0 | 0 | 0 |
| | 0 | 0 | 0 | 0 | 0 | 0 | 0 | 0 | 0 | 0 | 0 |
| | 0 | 0 | 0 | 0 | 0 | 0 | 0 | 0 | 0 | 0 | 0 |
| | 0 | 0 | 0 | 0 | 0 | 0 | 0 | 0 | 0 | 0 | 0 |
| 2004 | 1 | 12 | 1 | 0 | 1 | 10 | 10 | 3.56 | 0 | 0 | 0 |
| | 0 | 219774 | 0 | 0 | 0 | 0 | 0 | 0 | 0 | 0 | 0 |
| | 0 | 0 | 0 | 0 | 0 | 0 | 0 | 0 | 0 | 0 | 0 |
| | 0 | 0 | 0 | 0 | 0 | 0 | 0 | 0 | 0 | 0 | 0 |
| | 0 | 0 | 0 | 0 | 0 | 0 | 0 | 0 | 0 | 0 | 0 |
| | 0 | 0 | 0 | 0 | 0 | 0 | 0 | 0 | 0 | 0 | 0 |
| | 0 | 0 | 0 | 0 | 0 | 0 | 0 | 0 | 0 | 0 | 0 |
| | 0 | 0 | 0 | 0 | 0 | 0 | 0 | 0 | 0 | 0 | 0 |
| 2004 | 1 | 12 | 1 | 0 | 1 | 11 | 11 | 3.28 | 0 | 0 | 0 |
| | 20120 | 54743 | 9683 | 0 | 0 | 0 | 0 | 0 | 0 | 0 | 0 |
| | 0 | 0 | 0 | 0 | 0 | 0 | 0 | 0 | 0 | 0 | 0 |
| | 0 | 0 | 0 | 0 | 0 | 0 | 0 | 0 | 0 | 0 | 0 |
| | 0 | 0 | 0 | 0 | 0 | 0 | 0 | 0 | 0 | 0 | 0 |
| | 0 | 0 | 0 | 0 | 0 | 0 | 0 | 0 | 0 | 0 | 0 |

| | | | | | | | | | | | |
|------|-------|--------|-------|--------|--------|-------|--------|--------|--------|-------|-------|
| | 0 | 0 | 0 | 0 | 0 | 0 | 0 | 0 | 0 | 0 | 0 |
| | 0 | | | | | | | | | | |
| 2004 | 1 | 12 | 1 | 0 | 1 | 12 | 12 | 5.77 | 0 | 0 | 0 |
| | 20120 | 103851 | 20120 | 61161 | 0 | 0 | 0 | 0 | 0 | 0 | 0 |
| | 0 | 0 | 0 | 0 | 0 | 0 | 0 | 0 | 0 | 0 | 0 |
| | 0 | 0 | 0 | 0 | 0 | 0 | 0 | 0 | 0 | 0 | 0 |
| | 0 | 0 | 0 | 0 | 0 | 0 | 0 | 0 | 0 | 0 | 0 |
| | 0 | 0 | 0 | 0 | 0 | 0 | 0 | 0 | 0 | 0 | 0 |
| | 0 | 0 | 0 | 0 | 0 | 0 | 0 | 0 | 0 | 0 | 0 |
| | 0 | 0 | 0 | 0 | 0 | 0 | 0 | 0 | 0 | 0 | 0 |
| | 0 | | | | | | | | | | |
| 2004 | 1 | 12 | 1 | 0 | 1 | 13 | 13 | 3.7 | 0 | 0 | 0 |
| | 0 | 56658 | 0 | 123990 | 34623 | 0 | 0 | 0 | 0 | 0 | 0 |
| | 0 | 0 | 0 | 0 | 0 | 0 | 0 | 0 | 0 | 0 | 0 |
| | 0 | 0 | 0 | 0 | 0 | 0 | 0 | 0 | 0 | 0 | 0 |
| | 0 | 0 | 0 | 0 | 0 | 0 | 0 | 0 | 0 | 0 | 0 |
| | 0 | 0 | 0 | 0 | 0 | 0 | 0 | 0 | 0 | 0 | 0 |
| | 0 | 0 | 0 | 0 | 0 | 0 | 0 | 0 | 0 | 0 | 0 |
| | 0 | 0 | 0 | 0 | 0 | 0 | 0 | 0 | 0 | 0 | 0 |
| | 0 | | | | | | | | | | |
| 2004 | 1 | 12 | 1 | 0 | 1 | 14 | 14 | 4.42 | 0 | 0 | 0 |
| | 0 | 9135 | 29803 | 78930 | 0 | 0 | 0 | 0 | 0 | 0 | 0 |
| | 0 | 0 | 0 | 0 | 0 | 0 | 0 | 0 | 0 | 0 | 0 |
| | 0 | 0 | 0 | 0 | 0 | 0 | 0 | 0 | 0 | 0 | 0 |
| | 0 | 0 | 0 | 0 | 0 | 0 | 0 | 0 | 0 | 0 | 0 |
| | 0 | 0 | 0 | 0 | 0 | 0 | 0 | 0 | 0 | 0 | 0 |
| | 0 | 0 | 0 | 0 | 0 | 0 | 0 | 0 | 0 | 0 | 0 |
| | 0 | 0 | 0 | 0 | 0 | 0 | 0 | 0 | 0 | 0 | 0 |
| | 0 | | | | | | | | | | |
| 2004 | 1 | 12 | 1 | 0 | 1 | 15 | 15 | 4.49 | 0 | 0 | 0 |
| | 0 | 0 | 8220 | 67541 | 29230 | 19671 | 0 | 0 | 0 | 0 | 0 |
| | 0 | 0 | 0 | 0 | 0 | 0 | 0 | 0 | 0 | 0 | 0 |
| | 0 | 0 | 0 | 0 | 0 | 0 | 0 | 0 | 0 | 0 | 0 |
| | 0 | 0 | 0 | 0 | 0 | 0 | 0 | 0 | 0 | 0 | 0 |
| | 0 | 0 | 0 | 0 | 0 | 0 | 0 | 0 | 0 | 0 | 0 |
| | 0 | 0 | 0 | 0 | 0 | 0 | 0 | 0 | 0 | 0 | 0 |
| | 0 | 0 | 0 | 0 | 0 | 0 | 0 | 0 | 0 | 0 | 0 |
| | 0 | | | | | | | | | | |
| 2004 | 1 | 12 | 1 | 0 | 1 | 16 | 16 | 6.63 | 0 | 0 | 0 |
| | 0 | 0 | 20120 | 37767 | 0 | 19671 | 201041 | 172255 | 0 | 0 | 0 |
| | 0 | 0 | 0 | 0 | 0 | 0 | 0 | 0 | 0 | 0 | 0 |
| | 0 | 0 | 0 | 0 | 0 | 0 | 0 | 0 | 0 | 0 | 0 |
| | 0 | 0 | 0 | 0 | 0 | 0 | 0 | 0 | 0 | 0 | 0 |
| | 0 | 0 | 0 | 0 | 0 | 0 | 0 | 0 | 0 | 0 | 0 |
| | 0 | 0 | 0 | 0 | 0 | 0 | 0 | 0 | 0 | 0 | 0 |
| | 0 | 0 | 0 | 0 | 0 | 0 | 0 | 0 | 0 | 0 | 0 |
| | 0 | | | | | | | | | | |
| 2004 | 1 | 12 | 1 | 0 | 1 | 17 | 17 | 7.77 | 0 | 0 | 0 |
| | 0 | 0 | 0 | 19671 | 28519 | 32595 | 210014 | 172255 | 0 | 0 | 0 |
| | 0 | 0 | 0 | 0 | 172255 | 0 | 0 | 0 | 0 | 0 | 0 |
| | 0 | 0 | 0 | 0 | 0 | 0 | 0 | 0 | 0 | 0 | 0 |
| | 0 | 0 | 0 | 0 | 0 | 0 | 0 | 0 | 0 | 0 | 0 |
| | 0 | 0 | 0 | 0 | 0 | 0 | 0 | 0 | 0 | 0 | 0 |
| | 0 | 0 | 0 | 0 | 0 | 0 | 0 | 0 | 0 | 0 | 0 |
| | 0 | 0 | 0 | 0 | 0 | 0 | 0 | 0 | 0 | 0 | 0 |
| | 0 | | | | | | | | | | |
| 2004 | 1 | 12 | 1 | 0 | 1 | 18 | 18 | 4.35 | 0 | 0 | 0 |
| | 0 | 0 | 0 | 0 | 0 | 6505 | 6077 | 33978 | 0 | 0 | 28200 |
| | 0 | 0 | 0 | 0 | 0 | 0 | 0 | 0 | 0 | 0 | 0 |
| | 0 | 0 | 0 | 0 | 0 | 0 | 0 | 0 | 0 | 0 | 0 |
| | 0 | 0 | 0 | 0 | 0 | 0 | 0 | 0 | 0 | 0 | 0 |
| | 0 | 0 | 0 | 0 | 0 | 0 | 0 | 0 | 0 | 0 | 0 |
| | 0 | 0 | 0 | 0 | 0 | 0 | 0 | 0 | 0 | 0 | 0 |
| | 0 | 0 | 0 | 0 | 0 | 0 | 0 | 0 | 0 | 0 | 0 |
| | 0 | | | | | | | | | | |
| 2004 | 1 | 12 | 1 | 0 | 1 | 19 | 19 | 10.84 | 0 | 0 | 0 |
| | 0 | 0 | 0 | 0 | 0 | 15636 | 18174 | 28200 | 180782 | 34198 | 11424 |
| | 0 | 0 | 0 | 0 | 0 | 0 | 0 | 0 | 0 | 0 | 0 |
| | 0 | 0 | 0 | 0 | 0 | 0 | 0 | 0 | 0 | 0 | 0 |
| | 0 | 0 | 0 | 0 | 0 | 0 | 0 | 0 | 0 | 0 | 0 |
| | 0 | 0 | 0 | 0 | 0 | 0 | 0 | 0 | 0 | 0 | 0 |
| | 0 | 0 | 0 | 0 | 0 | 0 | 0 | 0 | 0 | 0 | 0 |
| | 0 | 0 | 0 | 0 | 0 | 0 | 0 | 0 | 0 | 0 | 0 |
| | 0 | | | | | | | | | | |
| 2004 | 1 | 12 | 1 | 0 | 1 | 20 | 20 | 8.77 | 0 | 0 | 0 |
| | 0 | 0 | 0 | 0 | 0 | 0 | 9559 | 77186 | 28200 | 37949 | 26544 |
| | 0 | 0 | 0 | 0 | 0 | 0 | 0 | 0 | 0 | 0 | 0 |
| | 0 | 0 | 0 | 0 | 0 | 0 | 0 | 0 | 0 | 0 | 0 |

| | | | | | | | | | | | |
|------|-------|-------|---|--------|--------|--------|-------|--------|---|------|-------|
| | 0 | 0 | 0 | 0 | 0 | 0 | 0 | 0 | 0 | 0 | 0 |
| | 0 | 0 | 0 | 0 | 0 | 0 | 0 | 0 | 0 | 0 | 0 |
| | 0 | 0 | 0 | 0 | 0 | 0 | 0 | 0 | 0 | 0 | 0 |
| | 0 | | | | | | | | | | |
| 2004 | 1 | 12 | 1 | 0 | 1 | 21 | 21 | 7.63 | 0 | 0 | 0 |
| | 0 | 0 | 0 | 0 | 0 | 0 | 56400 | 0 | 0 | 8615 | 12516 |
| | 17202 | 0 | 0 | 172255 | 0 | 186680 | 0 | 0 | 0 | 0 | 0 |
| | 0 | 0 | 0 | 0 | 0 | 0 | 0 | 0 | 0 | 0 | 0 |
| | 0 | 0 | 0 | 0 | 0 | 0 | 0 | 0 | 0 | 0 | 0 |
| | 0 | 0 | 0 | 0 | 0 | 0 | 0 | 0 | 0 | 0 | 0 |
| | 0 | 0 | 0 | 0 | 0 | 0 | 0 | 0 | 0 | 0 | 0 |
| | 0 | 0 | 0 | 0 | 0 | 0 | 0 | 0 | 0 | 0 | 0 |
| | 0 | | | | | | | | | | |
| 2004 | 1 | 12 | 1 | 0 | 1 | 22 | 22 | 1.07 | 0 | 0 | 0 |
| | 0 | 0 | 0 | 0 | 0 | 0 | 0 | 0 | 0 | 0 | 14425 |
| | 0 | 0 | 0 | 0 | 0 | 0 | 0 | 0 | 0 | 0 | 0 |
| | 0 | 0 | 0 | 0 | 0 | 0 | 0 | 0 | 0 | 0 | 0 |
| | 0 | 0 | 0 | 0 | 0 | 0 | 0 | 0 | 0 | 0 | 0 |
| | 0 | 0 | 0 | 0 | 0 | 0 | 0 | 0 | 0 | 0 | 0 |
| | 0 | 0 | 0 | 0 | 0 | 0 | 0 | 0 | 0 | 0 | 0 |
| | 0 | 0 | 0 | 0 | 0 | 0 | 0 | 0 | 0 | 0 | 0 |
| | 0 | | | | | | | | | | |
| 2004 | 1 | 12 | 1 | 0 | 1 | 23 | 23 | 1.07 | 0 | 0 | 0 |
| | 0 | 0 | 0 | 0 | 0 | 0 | 0 | 0 | 0 | 0 | 6505 |
| | 0 | 0 | 0 | 0 | 0 | 0 | 0 | 0 | 0 | 0 | 0 |
| | 0 | 0 | 0 | 0 | 0 | 0 | 0 | 0 | 0 | 0 | 0 |
| | 0 | 0 | 0 | 0 | 0 | 0 | 0 | 0 | 0 | 0 | 0 |
| | 0 | 0 | 0 | 0 | 0 | 0 | 0 | 0 | 0 | 0 | 0 |
| | 0 | 0 | 0 | 0 | 0 | 0 | 0 | 0 | 0 | 0 | 0 |
| | 0 | 0 | 0 | 0 | 0 | 0 | 0 | 0 | 0 | 0 | 0 |
| | 0 | | | | | | | | | | |
| 2004 | 1 | 12 | 1 | 0 | 1 | 24 | 24 | 2.14 | 0 | 0 | 0 |
| | 0 | 0 | 0 | 0 | 0 | 0 | 0 | 0 | 0 | 0 | 0 |
| | 0 | 0 | 0 | 0 | 172255 | 14425 | 0 | 0 | 0 | 0 | 0 |
| | 0 | 0 | 0 | 0 | 0 | 0 | 0 | 0 | 0 | 0 | 0 |
| | 0 | 0 | 0 | 0 | 0 | 0 | 0 | 0 | 0 | 0 | 0 |
| | 0 | 0 | 0 | 0 | 0 | 0 | 0 | 0 | 0 | 0 | 0 |
| | 0 | 0 | 0 | 0 | 0 | 0 | 0 | 0 | 0 | 0 | 0 |
| | 0 | 0 | 0 | 0 | 0 | 0 | 0 | 0 | 0 | 0 | 0 |
| | 0 | | | | | | | | | | |
| 2004 | 1 | 12 | 1 | 0 | 1 | 25 | 25 | 1.07 | 0 | 0 | 0 |
| | 0 | 0 | 0 | 0 | 0 | 0 | 0 | 0 | 0 | 0 | 0 |
| | 0 | 0 | 0 | 0 | 0 | 0 | 0 | 0 | 0 | 0 | 0 |
| | 0 | 0 | 0 | 0 | 0 | 0 | 0 | 172255 | 0 | 0 | 0 |
| | 0 | 0 | 0 | 0 | 0 | 0 | 0 | 0 | 0 | 0 | 0 |
| | 0 | 0 | 0 | 0 | 0 | 0 | 0 | 0 | 0 | 0 | 0 |
| | 0 | 0 | 0 | 0 | 0 | 0 | 0 | 0 | 0 | 0 | 0 |
| | 0 | 0 | 0 | 0 | 0 | 0 | 0 | 0 | 0 | 0 | 0 |
| | 0 | | | | | | | | | | |
| 2004 | 1 | 12 | 2 | 0 | 1 | 2 | 2 | 3.49 | 0 | 0 | 0 |
| | 0 | 0 | 0 | 0 | 0 | 0 | 0 | 0 | 0 | 0 | 0 |
| | 0 | 0 | 0 | 0 | 0 | 0 | 0 | 0 | 0 | 0 | 0 |
| | 0 | 0 | 0 | 0 | 0 | 0 | 0 | 0 | 0 | 0 | 0 |
| | 68155 | 25222 | 0 | 0 | 0 | 0 | 0 | 0 | 0 | 0 | 0 |
| | 0 | 0 | 0 | 0 | 0 | 0 | 0 | 0 | 0 | 0 | 0 |
| | 0 | 0 | 0 | 0 | 0 | 0 | 0 | 0 | 0 | 0 | 0 |
| | 0 | | | | | | | | | | |
| 2004 | 1 | 12 | 2 | 0 | 1 | 3 | 3 | 2.14 | 0 | 0 | 0 |
| | 0 | 0 | 0 | 0 | 0 | 0 | 0 | 0 | 0 | 0 | 0 |
| | 0 | 0 | 0 | 0 | 0 | 0 | 0 | 0 | 0 | 0 | 0 |
| | 0 | 0 | 0 | 0 | 0 | 0 | 0 | 0 | 0 | 0 | 0 |
| | 0 | 37348 | 0 | 0 | 0 | 0 | 0 | 0 | 0 | 0 | 0 |
| | 0 | 0 | 0 | 0 | 0 | 0 | 0 | 0 | 0 | 0 | 0 |
| | 0 | 0 | 0 | 0 | 0 | 0 | 0 | 0 | 0 | 0 | 0 |
| | 0 | | | | | | | | | | |
| 2004 | 1 | 12 | 2 | 0 | 1 | 4 | 4 | 1.21 | 0 | 0 | 0 |
| | 0 | 0 | 0 | 0 | 0 | 0 | 0 | 0 | 0 | 0 | 0 |
| | 0 | 0 | 0 | 0 | 0 | 0 | 0 | 0 | 0 | 0 | 0 |
| | 0 | 0 | 0 | 0 | 0 | 0 | 0 | 0 | 0 | 0 | 0 |
| | 0 | 75665 | 0 | 0 | 0 | 0 | 0 | 0 | 0 | 0 | 0 |
| | 0 | 0 | 0 | 0 | 0 | 0 | 0 | 0 | 0 | 0 | 0 |
| | 0 | 0 | 0 | 0 | 0 | 0 | 0 | 0 | 0 | 0 | 0 |
| | 0 | | | | | | | | | | |
| 2004 | 1 | 12 | 2 | 0 | 1 | 5 | 5 | 2.49 | 0 | 0 | 0 |
| | 0 | 0 | 0 | 0 | 0 | 0 | 0 | 0 | 0 | 0 | 0 |

| | | | | | | | | | | | |
|------|------|-------|-------|--------|--------|-------|-------|------|--------|---|---|
| | 0 | 0 | 0 | 0 | 0 | 0 | 0 | 0 | 0 | 0 | 0 |
| | 0 | 0 | 0 | 0 | 0 | 0 | 0 | 0 | 0 | 0 | 0 |
| | 8080 | 56984 | 0 | 0 | 0 | 0 | 0 | 0 | 0 | 0 | 0 |
| | 0 | 0 | 0 | 0 | 0 | 0 | 0 | 0 | 0 | 0 | 0 |
| | 0 | 0 | 0 | 0 | 0 | 0 | 0 | 0 | 0 | 0 | 0 |
| | 0 | | | | | | | | | | |
| 2004 | 1 | 12 | 2 | 0 | 1 | 6 | 6 | 1.07 | 0 | 0 | 0 |
| | 0 | 0 | 0 | 0 | 0 | 0 | 0 | 0 | 0 | 0 | 0 |
| | 0 | 0 | 0 | 0 | 0 | 0 | 0 | 0 | 0 | 0 | 0 |
| | 0 | 0 | 0 | 0 | 0 | 0 | 0 | 0 | 0 | 0 | 0 |
| | 0 | 8637 | 0 | 0 | 0 | 0 | 0 | 0 | 0 | 0 | 0 |
| | 0 | 0 | 0 | 0 | 0 | 0 | 0 | 0 | 0 | 0 | 0 |
| | 0 | 0 | 0 | 0 | 0 | 0 | 0 | 0 | 0 | 0 | 0 |
| | 0 | | | | | | | | | | |
| 2004 | 1 | 12 | 2 | 0 | 1 | 7 | 7 | 2.14 | 0 | 0 | 0 |
| | 0 | 0 | 0 | 0 | 0 | 0 | 0 | 0 | 0 | 0 | 0 |
| | 0 | 0 | 0 | 0 | 0 | 0 | 0 | 0 | 0 | 0 | 0 |
| | 0 | 0 | 0 | 0 | 0 | 0 | 0 | 0 | 0 | 0 | 0 |
| | 0 | 0 | 44404 | 0 | 0 | 0 | 0 | 0 | 0 | 0 | 0 |
| | 0 | 0 | 0 | 0 | 0 | 0 | 0 | 0 | 0 | 0 | 0 |
| | 0 | 0 | 0 | 0 | 0 | 0 | 0 | 0 | 0 | 0 | 0 |
| | 0 | | | | | | | | | | |
| 2004 | 1 | 12 | 2 | 0 | 1 | 8 | 8 | 1.14 | 0 | 0 | 0 |
| | 0 | 0 | 0 | 0 | 0 | 0 | 0 | 0 | 0 | 0 | 0 |
| | 0 | 0 | 0 | 0 | 0 | 0 | 0 | 0 | 0 | 0 | 0 |
| | 0 | 0 | 0 | 0 | 0 | 0 | 0 | 0 | 0 | 0 | 0 |
| | 0 | 0 | 0 | 50443 | 0 | 0 | 0 | 0 | 0 | 0 | 0 |
| | 0 | 0 | 0 | 0 | 0 | 0 | 0 | 0 | 0 | 0 | 0 |
| | 0 | 0 | 0 | 0 | 0 | 0 | 0 | 0 | 0 | 0 | 0 |
| | 0 | | | | | | | | | | |
| 2004 | 1 | 12 | 2 | 0 | 1 | 9 | 9 | 3.7 | 0 | 0 | 0 |
| | 0 | 0 | 0 | 0 | 0 | 0 | 0 | 0 | 0 | 0 | 0 |
| | 0 | 0 | 0 | 0 | 0 | 0 | 0 | 0 | 0 | 0 | 0 |
| | 0 | 0 | 0 | 0 | 0 | 0 | 0 | 0 | 0 | 0 | 0 |
| | 0 | 0 | 0 | 0 | 0 | 0 | 0 | 0 | 0 | 0 | 0 |
| | 0 | 0 | 29342 | 185952 | 0 | 0 | 0 | 0 | 0 | 0 | 0 |
| | 0 | 0 | 0 | 0 | 0 | 0 | 0 | 0 | 0 | 0 | 0 |
| | 0 | 0 | 0 | 0 | 0 | 0 | 0 | 0 | 0 | 0 | 0 |
| | 0 | | | | | | | | | | |
| 2004 | 1 | 12 | 2 | 0 | 1 | 10 | 10 | 2.42 | 0 | 0 | 0 |
| | 0 | 0 | 0 | 0 | 0 | 0 | 0 | 0 | 0 | 0 | 0 |
| | 0 | 0 | 0 | 0 | 0 | 0 | 0 | 0 | 0 | 0 | 0 |
| | 0 | 0 | 0 | 0 | 0 | 0 | 0 | 0 | 0 | 0 | 0 |
| | 0 | 0 | 9534 | 173117 | 0 | 0 | 0 | 0 | 0 | 0 | 0 |
| | 0 | 0 | 0 | 0 | 0 | 0 | 0 | 0 | 0 | 0 | 0 |
| | 0 | 0 | 0 | 0 | 0 | 0 | 0 | 0 | 0 | 0 | 0 |
| | 0 | | | | | | | | | | |
| 2004 | 1 | 12 | 2 | 0 | 1 | 11 | 11 | 5.56 | 0 | 0 | 0 |
| | 0 | 0 | 0 | 0 | 0 | 0 | 0 | 0 | 0 | 0 | 0 |
| | 0 | 0 | 0 | 0 | 0 | 0 | 0 | 0 | 0 | 0 | 0 |
| | 0 | 0 | 0 | 0 | 0 | 0 | 0 | 0 | 0 | 0 | 0 |
| | 0 | 0 | 25222 | 44137 | 109487 | 0 | 0 | 0 | 0 | 0 | 0 |
| | 0 | 0 | 0 | 0 | 0 | 0 | 0 | 0 | 0 | 0 | 0 |
| | 0 | 0 | 0 | 0 | 0 | 0 | 0 | 0 | 0 | 0 | 0 |
| | 0 | | | | | | | | | | |
| 2004 | 1 | 12 | 2 | 0 | 1 | 12 | 12 | 6.7 | 0 | 0 | 0 |
| | 0 | 0 | 0 | 0 | 0 | 0 | 0 | 0 | 0 | 0 | 0 |
| | 0 | 0 | 0 | 0 | 0 | 0 | 0 | 0 | 0 | 0 | 0 |
| | 0 | 0 | 0 | 0 | 0 | 0 | 0 | 0 | 0 | 0 | 0 |
| | 0 | 0 | 0 | 0 | 0 | 0 | 0 | 0 | 0 | 0 | 0 |
| | 0 | 0 | 9135 | 72746 | 39791 | 9559 | 0 | 0 | 172255 | 0 | 0 |
| | 0 | 0 | 0 | 0 | 0 | 0 | 0 | 0 | 0 | 0 | 0 |
| | 0 | 0 | 0 | 0 | 0 | 0 | 0 | 0 | 0 | 0 | 0 |
| | 0 | | | | | | | | | | |
| 2004 | 1 | 12 | 2 | 0 | 1 | 13 | 13 | 9.05 | 0 | 0 | 0 |
| | 0 | 0 | 0 | 0 | 0 | 0 | 0 | 0 | 0 | 0 | 0 |
| | 0 | 0 | 0 | 0 | 0 | 0 | 0 | 0 | 0 | 0 | 0 |
| | 0 | 0 | 0 | 0 | 0 | 0 | 0 | 0 | 0 | 0 | 0 |
| | 0 | 0 | 0 | 0 | 0 | 0 | 0 | 0 | 0 | 0 | 0 |
| | 0 | 0 | 0 | 72745 | 78179 | 70482 | 14425 | 0 | 0 | 0 | 0 |
| | 0 | 0 | 0 | 0 | 0 | 0 | 0 | 0 | 0 | 0 | 0 |
| | 0 | 0 | 0 | 0 | 0 | 0 | 0 | 0 | 0 | 0 | 0 |
| | 0 | | | | | | | | | | |

| | | | | | | | | | | | |
|------|--------|-------|--------|--------|------|-------|--------|--------|--------|--------|--------|
| 2004 | 1 | 12 | 2 | 0 | 1 | 14 | 14 | 3.28 | 0 | 0 | 0 |
| | 0 | 0 | 0 | 0 | 0 | 0 | 0 | 0 | 0 | 0 | 0 |
| | 0 | 0 | 0 | 0 | 0 | 0 | 0 | 0 | 0 | 0 | 0 |
| | 0 | 0 | 0 | 0 | 0 | 0 | 0 | 0 | 0 | 0 | 0 |
| | 0 | 0 | 0 | 52893 | 0 | 6505 | 0 | 0 | 0 | 0 | 0 |
| | 0 | 0 | 0 | 0 | 0 | 0 | 0 | 0 | 0 | 0 | 0 |
| | 0 | 0 | 0 | 0 | 0 | 0 | 0 | 0 | 0 | 0 | 0 |
| | 0 | | | | | | | | | | |
| 2004 | 1 | 12 | 2 | 0 | 1 | 15 | 15 | 6.63 | 0 | 0 | 0 |
| | 0 | 0 | 0 | 0 | 0 | 0 | 0 | 0 | 0 | 0 | 0 |
| | 0 | 0 | 0 | 0 | 0 | 0 | 0 | 0 | 0 | 0 | 0 |
| | 0 | 0 | 0 | 0 | 0 | 0 | 0 | 0 | 0 | 0 | 0 |
| | 0 | 0 | 0 | 0 | 8848 | 22962 | 78683 | 6505 | 0 | 0 | 0 |
| | 0 | 0 | 0 | 0 | 0 | 0 | 0 | 0 | 0 | 0 | 0 |
| | 0 | 0 | 0 | 0 | 0 | 0 | 0 | 0 | 0 | 0 | 0 |
| | 0 | | | | | | | | | | |
| 2004 | 1 | 12 | 2 | 0 | 1 | 16 | 16 | 9.91 | 0 | 0 | 0 |
| | 0 | 0 | 0 | 0 | 0 | 0 | 0 | 0 | 0 | 0 | 0 |
| | 0 | 0 | 0 | 0 | 0 | 0 | 0 | 0 | 0 | 0 | 0 |
| | 0 | 0 | 0 | 0 | 0 | 0 | 0 | 0 | 0 | 0 | 0 |
| | 0 | 0 | 0 | 0 | 7809 | 29594 | 67542 | 19671 | 194098 | 13425 | 0 |
| | 19671 | 0 | 0 | 0 | 0 | 0 | 0 | 0 | 0 | 0 | 0 |
| | 0 | 0 | 0 | 0 | 0 | 0 | 0 | 0 | 0 | 0 | 0 |
| | 0 | | | | | | | | | | |
| 2004 | 1 | 12 | 2 | 0 | 1 | 17 | 17 | 8.63 | 0 | 0 | 0 |
| | 0 | 0 | 0 | 0 | 0 | 0 | 0 | 0 | 0 | 0 | 0 |
| | 0 | 0 | 0 | 0 | 0 | 0 | 0 | 0 | 0 | 0 | 0 |
| | 0 | 0 | 0 | 0 | 0 | 0 | 0 | 0 | 0 | 0 | 0 |
| | 0 | 0 | 0 | 0 | 0 | 0 | 0 | 0 | 0 | 0 | 0 |
| | 0 | 0 | 0 | 0 | 9067 | 20120 | 8848 | 34705 | 38373 | 0 | 0 |
| | 0 | 0 | 0 | 0 | 0 | 0 | 0 | 0 | 0 | 0 | 0 |
| | 0 | 0 | 0 | 0 | 0 | 0 | 0 | 0 | 0 | 0 | 0 |
| | 0 | | | | | | | | | | |
| 2004 | 1 | 12 | 2 | 0 | 1 | 18 | 18 | 8.84 | 0 | 0 | 0 |
| | 0 | 0 | 0 | 0 | 0 | 0 | 0 | 0 | 0 | 0 | 0 |
| | 0 | 0 | 0 | 0 | 0 | 0 | 0 | 0 | 0 | 0 | 0 |
| | 0 | 0 | 0 | 0 | 0 | 0 | 0 | 0 | 0 | 0 | 0 |
| | 0 | 0 | 0 | 0 | 0 | 0 | 9421 | 19671 | 49043 | 0 | 14425 |
| | 19671 | 42625 | 179915 | 0 | 0 | 11424 | 0 | 0 | 0 | 0 | 0 |
| | 0 | 0 | 0 | 0 | 0 | 0 | 0 | 0 | 0 | 0 | 0 |
| | 0 | | | | | | | | | | |
| 2004 | 1 | 12 | 2 | 0 | 1 | 19 | 19 | 4.84 | 0 | 0 | 0 |
| | 0 | 0 | 0 | 0 | 0 | 0 | 0 | 0 | 0 | 0 | 0 |
| | 0 | 0 | 0 | 0 | 0 | 0 | 0 | 0 | 0 | 0 | 0 |
| | 0 | 0 | 0 | 0 | 0 | 0 | 0 | 0 | 0 | 0 | 0 |
| | 0 | 0 | 0 | 0 | 0 | 0 | 0 | 0 | 0 | 0 | 0 |
| | 0 | 67688 | 6505 | 0 | 0 | 28200 | 28200 | 6505 | 0 | 0 | 65015 |
| | 0 | 28200 | 0 | 0 | 0 | 0 | 0 | 0 | 28200 | 0 | 0 |
| | 0 | | | | | | | | | | |
| 2004 | 1 | 12 | 2 | 0 | 1 | 20 | 20 | 5.91 | 0 | 0 | 0 |
| | 0 | 0 | 0 | 0 | 0 | 0 | 0 | 0 | 0 | 0 | 0 |
| | 0 | 0 | 0 | 0 | 0 | 0 | 0 | 0 | 0 | 0 | 0 |
| | 0 | 0 | 0 | 0 | 0 | 0 | 0 | 0 | 0 | 0 | 0 |
| | 0 | 0 | 0 | 0 | 0 | 0 | 0 | 0 | 0 | 0 | 0 |
| | 0 | 0 | 0 | 0 | 0 | 0 | 0 | 0 | 6924 | 6505 | 0 |
| | 6924 | 0 | 0 | 178760 | 0 | 0 | 186680 | 172255 | 0 | 0 | 172255 |
| | 0 | 0 | 172255 | 0 | 0 | 0 | 0 | 0 | 0 | 0 | 0 |
| | 364630 | | | | | | | | | | |
| 2004 | 1 | 12 | 2 | 0 | 1 | 21 | 21 | 4.42 | 0 | 0 | 0 |
| | 0 | 0 | 0 | 0 | 0 | 0 | 0 | 0 | 0 | 0 | 0 |
| | 0 | 0 | 0 | 0 | 0 | 0 | 0 | 0 | 0 | 0 | 0 |
| | 0 | 0 | 0 | 0 | 0 | 0 | 0 | 0 | 0 | 0 | 0 |
| | 0 | 0 | 0 | 0 | 0 | 0 | 0 | 0 | 0 | 0 | 0 |
| | 6505 | 6851 | 0 | 6505 | 0 | 0 | 0 | 0 | 0 | 172255 | 0 |
| | 0 | 0 | 0 | 0 | 0 | 0 | 0 | 28200 | 0 | 0 | 0 |
| | 172255 | | | | | | | | | | |
| 2004 | 1 | 12 | 2 | 0 | 1 | 22 | 22 | 3.28 | 0 | 0 | 0 |
| | 0 | 0 | 0 | 0 | 0 | 0 | 0 | 0 | 0 | 0 | 0 |
| | 0 | 0 | 0 | 0 | 0 | 0 | 0 | 0 | 0 | 0 | 0 |
| | 0 | 0 | 0 | 0 | 0 | 0 | 0 | 0 | 0 | 0 | 0 |
| | 0 | 0 | 0 | 0 | 0 | 0 | 0 | 0 | 0 | 0 | 0 |
| | 0 | 0 | 0 | 0 | 0 | 0 | 0 | 0 | 0 | 0 | 0 |
| | 0 | 28200 | 0 | 0 | 0 | 0 | 0 | 0 | 0 | 0 | 11424 |

| | | | | | | | | | | | |
|------|--------|-------|-------|---|---|----|----|-------|-------|-------|-------|
| | 172255 | 0 | 0 | 0 | 0 | 0 | 0 | 0 | 0 | 0 | 0 |
| | 172255 | | | | | | | | | | |
| 2004 | 1 | 12 | 2 | 0 | 1 | 23 | 23 | 2.14 | 0 | 0 | 0 |
| | 0 | 0 | 0 | 0 | 0 | 0 | 0 | 0 | 0 | 0 | 0 |
| | 0 | 0 | 0 | 0 | 0 | 0 | 0 | 0 | 0 | 0 | 0 |
| | 0 | 0 | 0 | 0 | 0 | 0 | 0 | 0 | 0 | 0 | 0 |
| | 0 | 0 | 0 | 0 | 0 | 0 | 0 | 0 | 0 | 0 | 0 |
| | 0 | 0 | 0 | 0 | 0 | 0 | 0 | 11424 | 0 | 0 | 0 |
| | 0 | 0 | 0 | 0 | 0 | 0 | 0 | 0 | 0 | 0 | 0 |
| | 172255 | | | | | | | | | | |
| 2005 | 1 | 12 | 1 | 0 | 1 | 1 | 1 | 1.07 | 9312 | 0 | 0 |
| | 0 | 0 | 0 | 0 | 0 | 0 | 0 | 0 | 0 | 0 | 0 |
| | 0 | 0 | 0 | 0 | 0 | 0 | 0 | 0 | 0 | 0 | 0 |
| | 0 | 0 | 0 | 0 | 0 | 0 | 0 | 0 | 0 | 0 | 0 |
| | 0 | 0 | 0 | 0 | 0 | 0 | 0 | 0 | 0 | 0 | 0 |
| | 0 | 0 | 0 | 0 | 0 | 0 | 0 | 0 | 0 | 0 | 0 |
| | 0 | 0 | 0 | 0 | 0 | 0 | 0 | 0 | 0 | 0 | 0 |
| | 0 | 0 | 0 | 0 | 0 | 0 | 0 | 0 | 0 | 0 | 0 |
| 2005 | 1 | 12 | 1 | 0 | 1 | 2 | 2 | 2.21 | 25526 | 0 | 0 |
| | 0 | 0 | 0 | 0 | 0 | 0 | 0 | 0 | 0 | 0 | 0 |
| | 0 | 0 | 0 | 0 | 0 | 0 | 0 | 0 | 0 | 0 | 0 |
| | 0 | 0 | 0 | 0 | 0 | 0 | 0 | 0 | 0 | 0 | 0 |
| | 0 | 0 | 0 | 0 | 0 | 0 | 0 | 0 | 0 | 0 | 0 |
| | 0 | 0 | 0 | 0 | 0 | 0 | 0 | 0 | 0 | 0 | 0 |
| | 0 | 0 | 0 | 0 | 0 | 0 | 0 | 0 | 0 | 0 | 0 |
| | 0 | 0 | 0 | 0 | 0 | 0 | 0 | 0 | 0 | 0 | 0 |
| 2005 | 1 | 12 | 1 | 0 | 1 | 3 | 3 | 1.07 | 0 | 8973 | 0 |
| | 0 | 0 | 0 | 0 | 0 | 0 | 0 | 0 | 0 | 0 | 0 |
| | 0 | 0 | 0 | 0 | 0 | 0 | 0 | 0 | 0 | 0 | 0 |
| | 0 | 0 | 0 | 0 | 0 | 0 | 0 | 0 | 0 | 0 | 0 |
| | 0 | 0 | 0 | 0 | 0 | 0 | 0 | 0 | 0 | 0 | 0 |
| | 0 | 0 | 0 | 0 | 0 | 0 | 0 | 0 | 0 | 0 | 0 |
| | 0 | 0 | 0 | 0 | 0 | 0 | 0 | 0 | 0 | 0 | 0 |
| | 0 | 0 | 0 | 0 | 0 | 0 | 0 | 0 | 0 | 0 | 0 |
| 2005 | 1 | 12 | 1 | 0 | 1 | 4 | 4 | 2.14 | 0 | 0 | 48601 |
| | 0 | 0 | 0 | 0 | 0 | 0 | 0 | 0 | 0 | 0 | 0 |
| | 0 | 0 | 0 | 0 | 0 | 0 | 0 | 0 | 0 | 0 | 0 |
| | 0 | 0 | 0 | 0 | 0 | 0 | 0 | 0 | 0 | 0 | 0 |
| | 0 | 0 | 0 | 0 | 0 | 0 | 0 | 0 | 0 | 0 | 0 |
| | 0 | 0 | 0 | 0 | 0 | 0 | 0 | 0 | 0 | 0 | 0 |
| | 0 | 0 | 0 | 0 | 0 | 0 | 0 | 0 | 0 | 0 | 0 |
| | 0 | 0 | 0 | 0 | 0 | 0 | 0 | 0 | 0 | 0 | 0 |
| 2005 | 1 | 12 | 1 | 0 | 1 | 5 | 5 | 1.14 | 0 | 0 | 0 |
| | 18220 | 0 | 0 | 0 | 0 | 0 | 0 | 0 | 0 | 0 | 0 |
| | 0 | 0 | 0 | 0 | 0 | 0 | 0 | 0 | 0 | 0 | 0 |
| | 0 | 0 | 0 | 0 | 0 | 0 | 0 | 0 | 0 | 0 | 0 |
| | 0 | 0 | 0 | 0 | 0 | 0 | 0 | 0 | 0 | 0 | 0 |
| | 0 | 0 | 0 | 0 | 0 | 0 | 0 | 0 | 0 | 0 | 0 |
| | 0 | 0 | 0 | 0 | 0 | 0 | 0 | 0 | 0 | 0 | 0 |
| | 0 | 0 | 0 | 0 | 0 | 0 | 0 | 0 | 0 | 0 | 0 |
| 2005 | 1 | 12 | 1 | 0 | 1 | 6 | 6 | 3.56 | 0 | 0 | 9388 |
| | 54660 | 39491 | 0 | 0 | 0 | 0 | 0 | 0 | 0 | 0 | 0 |
| | 0 | 0 | 0 | 0 | 0 | 0 | 0 | 0 | 0 | 0 | 0 |
| | 0 | 0 | 0 | 0 | 0 | 0 | 0 | 0 | 0 | 0 | 0 |
| | 0 | 0 | 0 | 0 | 0 | 0 | 0 | 0 | 0 | 0 | 0 |
| | 0 | 0 | 0 | 0 | 0 | 0 | 0 | 0 | 0 | 0 | 0 |
| | 0 | 0 | 0 | 0 | 0 | 0 | 0 | 0 | 0 | 0 | 0 |
| | 0 | 0 | 0 | 0 | 0 | 0 | 0 | 0 | 0 | 0 | 0 |
| 2005 | 1 | 12 | 1 | 0 | 1 | 7 | 7 | 3.35 | 0 | 12193 | 24386 |
| | 9110 | 0 | 39491 | 0 | 0 | 0 | 0 | 0 | 0 | 0 | 0 |
| | 0 | 0 | 0 | 0 | 0 | 0 | 0 | 0 | 0 | 0 | 0 |
| | 0 | 0 | 0 | 0 | 0 | 0 | 0 | 0 | 0 | 0 | 0 |
| | 0 | 0 | 0 | 0 | 0 | 0 | 0 | 0 | 0 | 0 | 0 |
| | 0 | 0 | 0 | 0 | 0 | 0 | 0 | 0 | 0 | 0 | 0 |
| | 0 | 0 | 0 | 0 | 0 | 0 | 0 | 0 | 0 | 0 | 0 |
| | 0 | 0 | 0 | 0 | 0 | 0 | 0 | 0 | 0 | 0 | 0 |
| 2005 | 1 | 12 | 1 | 0 | 1 | 8 | 8 | 2.35 | 0 | 0 | 24386 |
| | 0 | 39491 | 78982 | 0 | 0 | 0 | 0 | 0 | 0 | 0 | 0 |
| | 0 | 0 | 0 | 0 | 0 | 0 | 0 | 0 | 0 | 0 | 0 |
| | 0 | 0 | 0 | 0 | 0 | 0 | 0 | 0 | 0 | 0 | 0 |

| | | | | | | | | | | | |
|------|-------|-------|-------|--------|--------|--------|------|------|---|---|-------|
| | 0 | 0 | 0 | 0 | 0 | 0 | 0 | 0 | 0 | 0 | 0 |
| | 0 | 0 | 0 | 0 | 0 | 0 | 0 | 0 | 0 | 0 | 0 |
| | 0 | 0 | 0 | 0 | 0 | 0 | 0 | 0 | 0 | 0 | 0 |
| | 0 | | | | | | | | | | |
| 2005 | 1 | 12 | 1 | 0 | 1 | 9 | 9 | 3.56 | 0 | 0 | 60965 |
| | 0 | 9110 | 78982 | 0 | 0 | 0 | 0 | 0 | 0 | 0 | 0 |
| | 0 | 0 | 0 | 0 | 0 | 0 | 0 | 0 | 0 | 0 | 0 |
| | 0 | 0 | 0 | 0 | 0 | 0 | 0 | 0 | 0 | 0 | 0 |
| | 0 | 0 | 0 | 0 | 0 | 0 | 0 | 0 | 0 | 0 | 0 |
| | 0 | 0 | 0 | 0 | 0 | 0 | 0 | 0 | 0 | 0 | 0 |
| | 0 | 0 | 0 | 0 | 0 | 0 | 0 | 0 | 0 | 0 | 0 |
| | 0 | 0 | 0 | 0 | 0 | 0 | 0 | 0 | 0 | 0 | 0 |
| | 0 | | | | | | | | | | |
| 2005 | 1 | 12 | 1 | 0 | 1 | 10 | 10 | 3.56 | 0 | 0 | 12193 |
| | 60965 | 0 | 48601 | 0 | 0 | 0 | 0 | 0 | 0 | 0 | 0 |
| | 0 | 0 | 0 | 0 | 0 | 0 | 0 | 0 | 0 | 0 | 0 |
| | 0 | 0 | 0 | 0 | 0 | 0 | 0 | 0 | 0 | 0 | 0 |
| | 0 | 0 | 0 | 0 | 0 | 0 | 0 | 0 | 0 | 0 | 0 |
| | 0 | 0 | 0 | 0 | 0 | 0 | 0 | 0 | 0 | 0 | 0 |
| | 0 | 0 | 0 | 0 | 0 | 0 | 0 | 0 | 0 | 0 | 0 |
| | 0 | 0 | 0 | 0 | 0 | 0 | 0 | 0 | 0 | 0 | 0 |
| | 0 | | | | | | | | | | |
| 2005 | 1 | 12 | 1 | 0 | 1 | 11 | 11 | 3.21 | 0 | 0 | 12193 |
| | 0 | 22573 | 39491 | 0 | 0 | 0 | 0 | 0 | 0 | 0 | 0 |
| | 0 | 0 | 0 | 0 | 0 | 0 | 0 | 0 | 0 | 0 | 0 |
| | 0 | 0 | 0 | 0 | 0 | 0 | 0 | 0 | 0 | 0 | 0 |
| | 0 | 0 | 0 | 0 | 0 | 0 | 0 | 0 | 0 | 0 | 0 |
| | 0 | 0 | 0 | 0 | 0 | 0 | 0 | 0 | 0 | 0 | 0 |
| | 0 | 0 | 0 | 0 | 0 | 0 | 0 | 0 | 0 | 0 | 0 |
| | 0 | 0 | 0 | 0 | 0 | 0 | 0 | 0 | 0 | 0 | 0 |
| | 0 | | | | | | | | | | |
| 2005 | 1 | 12 | 1 | 0 | 1 | 12 | 12 | 2.28 | 0 | 0 | 0 |
| | 0 | 0 | 18220 | 165088 | 0 | 0 | 0 | 0 | 0 | 0 | 0 |
| | 0 | 0 | 0 | 0 | 0 | 0 | 0 | 0 | 0 | 0 | 0 |
| | 0 | 0 | 0 | 0 | 0 | 0 | 0 | 0 | 0 | 0 | 0 |
| | 0 | 0 | 0 | 0 | 0 | 0 | 0 | 0 | 0 | 0 | 0 |
| | 0 | 0 | 0 | 0 | 0 | 0 | 0 | 0 | 0 | 0 | 0 |
| | 0 | 0 | 0 | 0 | 0 | 0 | 0 | 0 | 0 | 0 | 0 |
| | 0 | 0 | 0 | 0 | 0 | 0 | 0 | 0 | 0 | 0 | 0 |
| | 0 | | | | | | | | | | |
| 2005 | 1 | 12 | 1 | 0 | 1 | 13 | 13 | 2.28 | 0 | 0 | 0 |
| | 0 | 0 | 22573 | 32409 | 0 | 0 | 0 | 0 | 0 | 0 | 0 |
| | 0 | 0 | 0 | 0 | 0 | 0 | 0 | 0 | 0 | 0 | 0 |
| | 0 | 0 | 0 | 0 | 0 | 0 | 0 | 0 | 0 | 0 | 0 |
| | 0 | 0 | 0 | 0 | 0 | 0 | 0 | 0 | 0 | 0 | 0 |
| | 0 | 0 | 0 | 0 | 0 | 0 | 0 | 0 | 0 | 0 | 0 |
| | 0 | 0 | 0 | 0 | 0 | 0 | 0 | 0 | 0 | 0 | 0 |
| | 0 | 0 | 0 | 0 | 0 | 0 | 0 | 0 | 0 | 0 | 0 |
| | 0 | | | | | | | | | | |
| 2005 | 1 | 12 | 1 | 0 | 1 | 14 | 14 | 1.07 | 0 | 0 | 0 |
| | 0 | 0 | 0 | 10803 | 0 | 0 | 0 | 0 | 0 | 0 | 0 |
| | 0 | 0 | 0 | 0 | 0 | 0 | 0 | 0 | 0 | 0 | 0 |
| | 0 | 0 | 0 | 0 | 0 | 0 | 0 | 0 | 0 | 0 | 0 |
| | 0 | 0 | 0 | 0 | 0 | 0 | 0 | 0 | 0 | 0 | 0 |
| | 0 | 0 | 0 | 0 | 0 | 0 | 0 | 0 | 0 | 0 | 0 |
| | 0 | 0 | 0 | 0 | 0 | 0 | 0 | 0 | 0 | 0 | 0 |
| | 0 | | | | | | | | | | |
| 2005 | 1 | 12 | 1 | 0 | 1 | 15 | 15 | 6.49 | 0 | 0 | 0 |
| | 0 | 0 | 0 | 105117 | 25213 | 97249 | 0 | 0 | 0 | 0 | 0 |
| | 0 | 0 | 0 | 0 | 0 | 0 | 0 | 0 | 0 | 0 | 0 |
| | 0 | 0 | 0 | 0 | 0 | 0 | 0 | 0 | 0 | 0 | 0 |
| | 0 | 0 | 0 | 0 | 0 | 0 | 0 | 0 | 0 | 0 | 0 |
| | 0 | 0 | 0 | 0 | 0 | 0 | 0 | 0 | 0 | 0 | 0 |
| | 0 | 0 | 0 | 0 | 0 | 0 | 0 | 0 | 0 | 0 | 0 |
| | 0 | | | | | | | | | | |
| 2005 | 1 | 12 | 1 | 0 | 1 | 16 | 16 | 4.42 | 0 | 0 | 0 |
| | 0 | 0 | 0 | 22573 | 113019 | 173957 | 0 | 0 | 0 | 0 | 0 |
| | 0 | 0 | 0 | 0 | 0 | 0 | 0 | 0 | 0 | 0 | 0 |
| | 0 | 0 | 0 | 0 | 0 | 0 | 0 | 0 | 0 | 0 | 0 |
| | 0 | 0 | 0 | 0 | 0 | 0 | 0 | 0 | 0 | 0 | 0 |
| | 0 | 0 | 0 | 0 | 0 | 0 | 0 | 0 | 0 | 0 | 0 |
| | 0 | 0 | 0 | 0 | 0 | 0 | 0 | 0 | 0 | 0 | 0 |
| | 0 | | | | | | | | | | |
| 2005 | 1 | 12 | 1 | 0 | 1 | 17 | 17 | 8.7 | 0 | 0 | 0 |
| | 0 | 0 | 0 | 22573 | 109663 | 115632 | 7322 | 0 | 0 | 0 | 0 |

| | | | | | | | | | | | |
|------|-------|------|---|---|-------|--------|--------|--------|-------|--------|-------|
| | 0 | 0 | 0 | 0 | 0 | 0 | 0 | 0 | 0 | 0 | 0 |
| | 0 | 0 | 0 | 0 | 0 | 0 | 0 | 0 | 0 | 0 | 0 |
| | 0 | 0 | 0 | 0 | 0 | 0 | 0 | 0 | 0 | 0 | 0 |
| | 0 | 0 | 0 | 0 | 0 | 0 | 0 | 0 | 0 | 0 | 0 |
| | 0 | 0 | 0 | 0 | 0 | 0 | 0 | 0 | 0 | 0 | 0 |
| 2005 | 1 | 12 | 1 | 0 | 1 | 18 | 18 | 10.98 | 0 | 0 | 0 |
| | 0 | 0 | 0 | 0 | 91413 | 91413 | 301492 | 31822 | 7322 | 10333 | 0 |
| | 0 | 0 | 0 | 0 | 0 | 0 | 0 | 0 | 0 | 0 | 0 |
| | 0 | 0 | 0 | 0 | 0 | 0 | 0 | 0 | 0 | 0 | 0 |
| | 0 | 0 | 0 | 0 | 0 | 0 | 0 | 0 | 0 | 0 | 0 |
| | 0 | 0 | 0 | 0 | 0 | 0 | 0 | 0 | 0 | 0 | 0 |
| | 0 | 0 | 0 | 0 | 0 | 0 | 0 | 0 | 0 | 0 | 0 |
| | 0 | 0 | 0 | 0 | 0 | 0 | 0 | 0 | 0 | 0 | 0 |
| 2005 | 1 | 12 | 1 | 0 | 1 | 19 | 19 | 9.84 | 0 | 0 | 0 |
| | 0 | 0 | 0 | 0 | 0 | 188887 | 27255 | 106739 | 6134 | 14716 | 0 |
| | 0 | 0 | 0 | 0 | 0 | 0 | 0 | 0 | 0 | 0 | 0 |
| | 0 | 0 | 0 | 0 | 0 | 0 | 0 | 0 | 0 | 0 | 0 |
| | 0 | 0 | 0 | 0 | 0 | 0 | 0 | 0 | 0 | 0 | 0 |
| | 0 | 0 | 0 | 0 | 0 | 0 | 0 | 0 | 0 | 0 | 0 |
| | 0 | 0 | 0 | 0 | 0 | 0 | 0 | 0 | 0 | 0 | 0 |
| | 0 | 0 | 0 | 0 | 0 | 0 | 0 | 0 | 0 | 0 | 0 |
| 2005 | 1 | 12 | 1 | 0 | 1 | 20 | 20 | 9.63 | 0 | 0 | 0 |
| | 0 | 0 | 0 | 0 | 0 | 173957 | 0 | 14677 | 8694 | 25154 | 0 |
| | 0 | 0 | 0 | 0 | 0 | 0 | 0 | 0 | 0 | 0 | 0 |
| | 0 | 0 | 0 | 0 | 0 | 0 | 0 | 0 | 0 | 0 | 0 |
| | 0 | 0 | 0 | 0 | 0 | 0 | 0 | 0 | 0 | 0 | 0 |
| | 0 | 0 | 0 | 0 | 0 | 0 | 0 | 0 | 0 | 0 | 0 |
| | 0 | 0 | 0 | 0 | 0 | 0 | 0 | 0 | 0 | 0 | 0 |
| | 0 | 0 | 0 | 0 | 0 | 0 | 0 | 0 | 0 | 0 | 0 |
| 2005 | 1 | 12 | 1 | 0 | 1 | 21 | 21 | 8.84 | 0 | 0 | 0 |
| | 0 | 0 | 0 | 0 | 0 | 0 | 11843 | 91413 | 14840 | 106467 | 98735 |
| | 17568 | 0 | 0 | 0 | 0 | 0 | 0 | 0 | 0 | 0 | 0 |
| | 0 | 0 | 0 | 0 | 0 | 0 | 0 | 0 | 0 | 0 | 0 |
| | 0 | 0 | 0 | 0 | 0 | 0 | 0 | 0 | 0 | 0 | 0 |
| | 0 | 0 | 0 | 0 | 0 | 0 | 0 | 0 | 0 | 0 | 0 |
| | 0 | 0 | 0 | 0 | 0 | 0 | 0 | 0 | 0 | 0 | 0 |
| | 0 | 0 | 0 | 0 | 0 | 0 | 0 | 0 | 0 | 0 | 0 |
| 2005 | 1 | 12 | 1 | 0 | 1 | 22 | 22 | 5.35 | 0 | 0 | 0 |
| | 0 | 0 | 0 | 0 | 0 | 0 | 0 | 5406 | 11328 | 7767 | 91413 |
| | 0 | 9121 | 0 | 0 | 0 | 0 | 0 | 0 | 0 | 0 | 0 |
| | 0 | 0 | 0 | 0 | 0 | 0 | 0 | 0 | 0 | 0 | 0 |
| | 0 | 0 | 0 | 0 | 0 | 0 | 0 | 0 | 0 | 0 | 0 |
| | 0 | 0 | 0 | 0 | 0 | 0 | 0 | 0 | 0 | 0 | 0 |
| | 0 | 0 | 0 | 0 | 0 | 0 | 0 | 0 | 0 | 0 | 0 |
| | 0 | 0 | 0 | 0 | 0 | 0 | 0 | 0 | 0 | 0 | 0 |
| 2005 | 1 | 12 | 1 | 0 | 1 | 25 | 25 | 1.07 | 0 | 0 | 0 |
| | 0 | 0 | 0 | 0 | 0 | 0 | 0 | 0 | 0 | 0 | 0 |
| | 0 | 0 | 0 | 0 | 0 | 8702 | 0 | 0 | 0 | 0 | 0 |
| | 0 | 0 | 0 | 0 | 0 | 0 | 0 | 0 | 0 | 0 | 0 |
| | 0 | 0 | 0 | 0 | 0 | 0 | 0 | 0 | 0 | 0 | 0 |
| | 0 | 0 | 0 | 0 | 0 | 0 | 0 | 0 | 0 | 0 | 0 |
| | 0 | 0 | 0 | 0 | 0 | 0 | 0 | 0 | 0 | 0 | 0 |
| | 0 | 0 | 0 | 0 | 0 | 0 | 0 | 0 | 0 | 0 | 0 |
| 2005 | 1 | 12 | 2 | 0 | 1 | 1 | 1 | 1.14 | 0 | 0 | 0 |
| | 0 | 0 | 0 | 0 | 0 | 0 | 0 | 0 | 0 | 0 | 0 |
| | 0 | 0 | 0 | 0 | 0 | 0 | 0 | 0 | 0 | 0 | 0 |
| | 0 | 0 | 0 | 0 | 0 | 0 | 0 | 0 | 0 | 0 | 18624 |
| | 0 | 0 | 0 | 0 | 0 | 0 | 0 | 0 | 0 | 0 | 0 |
| | 0 | 0 | 0 | 0 | 0 | 0 | 0 | 0 | 0 | 0 | 0 |
| | 0 | 0 | 0 | 0 | 0 | 0 | 0 | 0 | 0 | 0 | 0 |
| 2005 | 1 | 12 | 2 | 0 | 1 | 2 | 2 | 1.07 | 0 | 0 | 0 |
| | 0 | 0 | 0 | 0 | 0 | 0 | 0 | 0 | 0 | 0 | 0 |
| | 0 | 0 | 0 | 0 | 0 | 0 | 0 | 0 | 0 | 0 | 0 |
| | 0 | 0 | 0 | 0 | 0 | 0 | 0 | 0 | 0 | 0 | 0 |
| | 9312 | 0 | 0 | 0 | 0 | 0 | 0 | 0 | 0 | 0 | 0 |
| | 0 | 0 | 0 | 0 | 0 | 0 | 0 | 0 | 0 | 0 | 0 |
| | 0 | 0 | 0 | 0 | 0 | 0 | 0 | 0 | 0 | 0 | 0 |
| | 0 | | | | | | | | | | |

| | | | | | | | | | | | |
|------|-------|-------|-------|-------|-------|----|----|------|---|---|---|
| 2005 | 1 | 12 | 2 | 0 | 1 | 3 | 3 | 1.14 | 0 | 0 | 0 |
| | 0 | 0 | 0 | 0 | 0 | 0 | 0 | 0 | 0 | 0 | 0 |
| | 0 | 0 | 0 | 0 | 0 | 0 | 0 | 0 | 0 | 0 | 0 |
| | 0 | 0 | 0 | 0 | 0 | 0 | 0 | 0 | 0 | 0 | 0 |
| | 18220 | 0 | 0 | 0 | 0 | 0 | 0 | 0 | 0 | 0 | 0 |
| | 0 | 0 | 0 | 0 | 0 | 0 | 0 | 0 | 0 | 0 | 0 |
| | 0 | 0 | 0 | 0 | 0 | 0 | 0 | 0 | 0 | 0 | 0 |
| 2005 | 1 | 12 | 2 | 0 | 1 | 4 | 4 | 1.07 | 0 | 0 | 0 |
| | 0 | 0 | 0 | 0 | 0 | 0 | 0 | 0 | 0 | 0 | 0 |
| | 0 | 0 | 0 | 0 | 0 | 0 | 0 | 0 | 0 | 0 | 0 |
| | 0 | 0 | 0 | 0 | 0 | 0 | 0 | 0 | 0 | 0 | 0 |
| | 0 | 9110 | 0 | 0 | 0 | 0 | 0 | 0 | 0 | 0 | 0 |
| | 0 | 0 | 0 | 0 | 0 | 0 | 0 | 0 | 0 | 0 | 0 |
| | 0 | 0 | 0 | 0 | 0 | 0 | 0 | 0 | 0 | 0 | 0 |
| 2005 | 1 | 12 | 2 | 0 | 1 | 5 | 5 | 2.21 | 0 | 0 | 0 |
| | 0 | 0 | 0 | 0 | 0 | 0 | 0 | 0 | 0 | 0 | 0 |
| | 0 | 0 | 0 | 0 | 0 | 0 | 0 | 0 | 0 | 0 | 0 |
| | 0 | 0 | 0 | 0 | 0 | 0 | 0 | 0 | 0 | 0 | 0 |
| | 0 | 9388 | 18220 | 0 | 0 | 0 | 0 | 0 | 0 | 0 | 0 |
| | 0 | 0 | 0 | 0 | 0 | 0 | 0 | 0 | 0 | 0 | 0 |
| | 0 | 0 | 0 | 0 | 0 | 0 | 0 | 0 | 0 | 0 | 0 |
| 2005 | 1 | 12 | 2 | 0 | 1 | 6 | 6 | 1.21 | 0 | 0 | 0 |
| | 0 | 0 | 0 | 0 | 0 | 0 | 0 | 0 | 0 | 0 | 0 |
| | 0 | 0 | 0 | 0 | 0 | 0 | 0 | 0 | 0 | 0 | 0 |
| | 0 | 0 | 0 | 0 | 0 | 0 | 0 | 0 | 0 | 0 | 0 |
| | 0 | 0 | 27330 | 0 | 0 | 0 | 0 | 0 | 0 | 0 | 0 |
| | 0 | 0 | 0 | 0 | 0 | 0 | 0 | 0 | 0 | 0 | 0 |
| | 0 | 0 | 0 | 0 | 0 | 0 | 0 | 0 | 0 | 0 | 0 |
| 2005 | 1 | 12 | 2 | 0 | 1 | 7 | 7 | 2.14 | 0 | 0 | 0 |
| | 0 | 0 | 0 | 0 | 0 | 0 | 0 | 0 | 0 | 0 | 0 |
| | 0 | 0 | 0 | 0 | 0 | 0 | 0 | 0 | 0 | 0 | 0 |
| | 0 | 0 | 0 | 0 | 0 | 0 | 0 | 0 | 0 | 0 | 0 |
| | 0 | 0 | 0 | 0 | 0 | 0 | 0 | 0 | 0 | 0 | 0 |
| | 12193 | 0 | 10706 | 0 | 0 | 0 | 0 | 0 | 0 | 0 | 0 |
| | 0 | 0 | 0 | 0 | 0 | 0 | 0 | 0 | 0 | 0 | 0 |
| 2005 | 1 | 12 | 2 | 0 | 1 | 8 | 8 | 2.28 | 0 | 0 | 0 |
| | 0 | 0 | 0 | 0 | 0 | 0 | 0 | 0 | 0 | 0 | 0 |
| | 0 | 0 | 0 | 0 | 0 | 0 | 0 | 0 | 0 | 0 | 0 |
| | 0 | 0 | 0 | 0 | 0 | 0 | 0 | 0 | 0 | 0 | 0 |
| | 0 | 24386 | 9110 | 9110 | 0 | 0 | 0 | 0 | 0 | 0 | 0 |
| | 0 | 0 | 0 | 0 | 0 | 0 | 0 | 0 | 0 | 0 | 0 |
| | 0 | 0 | 0 | 0 | 0 | 0 | 0 | 0 | 0 | 0 | 0 |
| 2005 | 1 | 12 | 2 | 0 | 1 | 9 | 9 | 2.14 | 0 | 0 | 0 |
| | 0 | 0 | 0 | 0 | 0 | 0 | 0 | 0 | 0 | 0 | 0 |
| | 0 | 0 | 0 | 0 | 0 | 0 | 0 | 0 | 0 | 0 | 0 |
| | 0 | 0 | 0 | 0 | 0 | 0 | 0 | 0 | 0 | 0 | 0 |
| | 0 | 12193 | 9110 | 0 | 0 | 0 | 0 | 0 | 0 | 0 | 0 |
| | 0 | 0 | 0 | 0 | 0 | 0 | 0 | 0 | 0 | 0 | 0 |
| | 0 | 0 | 0 | 0 | 0 | 0 | 0 | 0 | 0 | 0 | 0 |
| 2005 | 1 | 12 | 2 | 0 | 1 | 10 | 10 | 2.35 | 0 | 0 | 0 |
| | 0 | 0 | 0 | 0 | 0 | 0 | 0 | 0 | 0 | 0 | 0 |
| | 0 | 0 | 0 | 0 | 0 | 0 | 0 | 0 | 0 | 0 | 0 |
| | 0 | 0 | 0 | 0 | 0 | 0 | 0 | 0 | 0 | 0 | 0 |
| | 0 | 36579 | 0 | 39491 | 39491 | 0 | 0 | 0 | 0 | 0 | 0 |
| | 0 | 0 | 0 | 0 | 0 | 0 | 0 | 0 | 0 | 0 | 0 |
| | 0 | 0 | 0 | 0 | 0 | 0 | 0 | 0 | 0 | 0 | 0 |
| 2005 | 1 | 12 | 2 | 0 | 1 | 11 | 11 | 2.14 | 0 | 0 | 0 |
| | 0 | 0 | 0 | 0 | 0 | 0 | 0 | 0 | 0 | 0 | 0 |
| | 0 | 0 | 0 | 0 | 0 | 0 | 0 | 0 | 0 | 0 | 0 |
| | 0 | 0 | 0 | 0 | 0 | 0 | 0 | 0 | 0 | 0 | 0 |
| | 0 | 0 | 0 | 0 | 0 | 0 | 0 | 0 | 0 | 0 | 0 |
| | 0 | 12193 | 0 | 0 | 39491 | 0 | 0 | 0 | 0 | 0 | 0 |
| | 0 | 0 | 0 | 0 | 0 | 0 | 0 | 0 | 0 | 0 | 0 |

| | | | | | | | | | | | |
|------|-------|------|-------|--------|-------|--------|--------|--------|-------|--------|--------|
| | 0 | 0 | 0 | 0 | 0 | 0 | 0 | 0 | 0 | 0 | 0 |
| | 0 | | | | | | | | | | |
| 2005 | 1 | 12 | 2 | 0 | 1 | 12 | 12 | 3.21 | 0 | 0 | 0 |
| | 0 | 0 | 0 | 0 | 0 | 0 | 0 | 0 | 0 | 0 | 0 |
| | 0 | 0 | 0 | 0 | 0 | 0 | 0 | 0 | 0 | 0 | 0 |
| | 0 | 0 | 0 | 0 | 0 | 0 | 0 | 0 | 0 | 0 | 0 |
| | 0 | 0 | 0 | 9762 | 39491 | 82544 | 0 | 0 | 0 | 0 | 0 |
| | 0 | 0 | 0 | 0 | 0 | 0 | 0 | 0 | 0 | 0 | 0 |
| | 0 | 0 | 0 | 0 | 0 | 0 | 0 | 0 | 0 | 0 | 0 |
| | 0 | | | | | | | | | | |
| 2005 | 1 | 12 | 2 | 0 | 1 | 13 | 13 | 6.49 | 0 | 0 | 0 |
| | 0 | 0 | 0 | 0 | 0 | 0 | 0 | 0 | 0 | 0 | 0 |
| | 0 | 0 | 0 | 0 | 0 | 0 | 0 | 0 | 0 | 0 | 0 |
| | 0 | 0 | 0 | 0 | 0 | 0 | 0 | 0 | 0 | 0 | 0 |
| | 0 | 0 | 0 | 4889 | 28099 | 122630 | 0 | 0 | 0 | 0 | 0 |
| | 0 | 0 | 0 | 0 | 0 | 0 | 0 | 0 | 0 | 0 | 0 |
| | 0 | 0 | 0 | 0 | 0 | 0 | 0 | 0 | 0 | 0 | 0 |
| | 0 | | | | | | | | | | |
| 2005 | 1 | 12 | 2 | 0 | 1 | 14 | 14 | 6.63 | 0 | 0 | 0 |
| | 0 | 0 | 0 | 0 | 0 | 0 | 0 | 0 | 0 | 0 | 0 |
| | 0 | 0 | 0 | 0 | 0 | 0 | 0 | 0 | 0 | 0 | 0 |
| | 0 | 0 | 0 | 0 | 0 | 0 | 0 | 0 | 0 | 0 | 0 |
| | 0 | 0 | 0 | 0 | 0 | 115373 | 183510 | 0 | 0 | 0 | 0 |
| | 0 | 0 | 0 | 0 | 0 | 0 | 0 | 0 | 0 | 0 | 0 |
| | 0 | 0 | 0 | 0 | 0 | 0 | 0 | 0 | 0 | 0 | 0 |
| | 0 | | | | | | | | | | |
| 2005 | 1 | 12 | 2 | 0 | 1 | 15 | 15 | 5.63 | 0 | 0 | 0 |
| | 0 | 0 | 0 | 0 | 0 | 0 | 0 | 0 | 0 | 0 | 0 |
| | 0 | 0 | 0 | 0 | 0 | 0 | 0 | 0 | 0 | 0 | 0 |
| | 0 | 0 | 0 | 0 | 0 | 0 | 0 | 0 | 0 | 0 | 0 |
| | 0 | 0 | 0 | 0 | 0 | 0 | 0 | 0 | 0 | 0 | 0 |
| | 0 | 0 | 0 | 0 | 22573 | 8320 | 157866 | 0 | 0 | 0 | 0 |
| | 0 | 0 | 0 | 0 | 0 | 0 | 0 | 0 | 0 | 0 | 0 |
| | 0 | 0 | 0 | 0 | 0 | 0 | 0 | 0 | 0 | 0 | 0 |
| | 0 | | | | | | | | | | |
| 2005 | 1 | 12 | 2 | 0 | 1 | 16 | 16 | 13.19 | 0 | 0 | 0 |
| | 0 | 0 | 0 | 0 | 0 | 0 | 0 | 0 | 0 | 0 | 0 |
| | 0 | 0 | 0 | 0 | 0 | 0 | 0 | 0 | 0 | 0 | 0 |
| | 0 | 0 | 0 | 0 | 0 | 0 | 0 | 0 | 0 | 0 | 0 |
| | 0 | 0 | 0 | 0 | 0 | 0 | 0 | 0 | 0 | 0 | 0 |
| | 0 | 0 | 0 | 0 | 0 | 24932 | 70471 | 26891 | 91121 | 7322 | 7322 |
| | 0 | 0 | 0 | 0 | 0 | 0 | 0 | 0 | 0 | 0 | 0 |
| | 0 | 0 | 0 | 0 | 0 | 0 | 0 | 0 | 0 | 0 | 0 |
| | 0 | | | | | | | | | | |
| 2005 | 1 | 12 | 2 | 0 | 1 | 17 | 17 | 14.61 | 0 | 0 | 0 |
| | 0 | 0 | 0 | 0 | 0 | 0 | 0 | 0 | 0 | 0 | 0 |
| | 0 | 0 | 0 | 0 | 0 | 0 | 0 | 0 | 0 | 0 | 0 |
| | 0 | 0 | 0 | 0 | 0 | 0 | 0 | 0 | 0 | 0 | 0 |
| | 0 | 0 | 0 | 0 | 0 | 0 | 0 | 0 | 0 | 0 | 0 |
| | 0 | 0 | 0 | 0 | 0 | 0 | 124486 | 169417 | 26232 | 30648 | 0 |
| | 0 | 0 | 0 | 0 | 0 | 0 | 0 | 0 | 0 | 0 | 0 |
| | 0 | 0 | 0 | 0 | 0 | 0 | 0 | 0 | 0 | 0 | 0 |
| | 0 | | | | | | | | | | |
| 2005 | 1 | 12 | 2 | 0 | 1 | 18 | 18 | 11.68 | 0 | 0 | 0 |
| | 0 | 0 | 0 | 0 | 0 | 0 | 0 | 0 | 0 | 0 | 0 |
| | 0 | 0 | 0 | 0 | 0 | 0 | 0 | 0 | 0 | 0 | 0 |
| | 0 | 0 | 0 | 0 | 0 | 0 | 0 | 0 | 0 | 0 | 0 |
| | 0 | 0 | 0 | 0 | 0 | 0 | 0 | 0 | 0 | 0 | 0 |
| | 0 | 0 | 0 | 0 | 0 | 0 | 13336 | 31799 | 39777 | 205940 | 281562 |
| | 14674 | 7322 | 0 | 7127 | 0 | 0 | 0 | 0 | 0 | 0 | 0 |
| | 0 | 0 | 0 | 0 | 0 | 0 | 0 | 0 | 0 | 0 | 0 |
| | 0 | | | | | | | | | | |
| 2005 | 1 | 12 | 2 | 0 | 1 | 19 | 19 | 11.12 | 0 | 0 | 0 |
| | 0 | 0 | 0 | 0 | 0 | 0 | 0 | 0 | 0 | 0 | 0 |
| | 0 | 0 | 0 | 0 | 0 | 0 | 0 | 0 | 0 | 0 | 0 |
| | 0 | 0 | 0 | 0 | 0 | 0 | 0 | 0 | 0 | 0 | 0 |
| | 0 | 0 | 0 | 0 | 0 | 0 | 0 | 0 | 0 | 0 | 0 |
| | 0 | 0 | 0 | 0 | 0 | 0 | 0 | 8577 | 91413 | 39185 | 8577 |
| | 15899 | 0 | 98735 | 124675 | 0 | 0 | 0 | 0 | 0 | 0 | 0 |
| | 10333 | 0 | 0 | 0 | 0 | 0 | 0 | 0 | 0 | 0 | 0 |
| | 0 | | | | | | | | | | |
| 2005 | 1 | 12 | 2 | 0 | 1 | 20 | 20 | 7.56 | 0 | 0 | 0 |
| | 0 | 0 | 0 | 0 | 0 | 0 | 0 | 0 | 0 | 0 | 0 |
| | 0 | 0 | 0 | 0 | 0 | 0 | 0 | 0 | 0 | 0 | 0 |
| | 0 | 0 | 0 | 0 | 0 | 0 | 0 | 0 | 0 | 0 | 0 |

| | | | | | | | | | | | |
|------|-------|------|-------|---|------|------|------|------|---|-------|-------|
| | 0 | 0 | 0 | 0 | 0 | 0 | 0 | 0 | 0 | 13983 | 22159 |
| | 8702 | 0 | 0 | 0 | 8320 | 7394 | 0 | 0 | 0 | 0 | 0 |
| | 0 | 0 | 0 | 0 | 0 | 0 | 0 | 0 | 0 | 0 | 0 |
| | 0 | | | | | | | | | | |
| 2005 | 1 | 12 | 2 | 0 | 1 | 21 | 21 | 2.14 | 0 | 0 | 0 |
| | 0 | 0 | 0 | 0 | 0 | 0 | 0 | 0 | 0 | 0 | 0 |
| | 0 | 0 | 0 | 0 | 0 | 0 | 0 | 0 | 0 | 0 | 0 |
| | 0 | 0 | 0 | 0 | 0 | 0 | 0 | 0 | 0 | 0 | 0 |
| | 0 | 0 | 0 | 0 | 0 | 0 | 0 | 0 | 0 | 0 | 0 |
| | 0 | 0 | 0 | 0 | 0 | 0 | 0 | 0 | 0 | 0 | 0 |
| | 0 | 0 | 0 | 0 | 0 | 0 | 8702 | 0 | 0 | 0 | 8577 |
| | 0 | 0 | 0 | 0 | 0 | 0 | 0 | 0 | 0 | 0 | 0 |
| | 0 | | | | | | | | | | |
| 2006 | 1 | 12 | 1 | 0 | 1 | 2 | 2 | 1.07 | 0 | 9256 | 0 |
| | 0 | 0 | 0 | 0 | 0 | 0 | 0 | 0 | 0 | 0 | 0 |
| | 0 | 0 | 0 | 0 | 0 | 0 | 0 | 0 | 0 | 0 | 0 |
| | 0 | 0 | 0 | 0 | 0 | 0 | 0 | 0 | 0 | 0 | 0 |
| | 0 | 0 | 0 | 0 | 0 | 0 | 0 | 0 | 0 | 0 | 0 |
| | 0 | 0 | 0 | 0 | 0 | 0 | 0 | 0 | 0 | 0 | 0 |
| | 0 | 0 | 0 | 0 | 0 | 0 | 0 | 0 | 0 | 0 | 0 |
| | 0 | 0 | 0 | 0 | 0 | 0 | 0 | 0 | 0 | 0 | 0 |
| | 0 | | | | | | | | | | |
| 2006 | 1 | 12 | 1 | 0 | 1 | 3 | 3 | 1.07 | 0 | 0 | 9256 |
| | 0 | 0 | 0 | 0 | 0 | 0 | 0 | 0 | 0 | 0 | 0 |
| | 0 | 0 | 0 | 0 | 0 | 0 | 0 | 0 | 0 | 0 | 0 |
| | 0 | 0 | 0 | 0 | 0 | 0 | 0 | 0 | 0 | 0 | 0 |
| | 0 | 0 | 0 | 0 | 0 | 0 | 0 | 0 | 0 | 0 | 0 |
| | 0 | 0 | 0 | 0 | 0 | 0 | 0 | 0 | 0 | 0 | 0 |
| | 0 | 0 | 0 | 0 | 0 | 0 | 0 | 0 | 0 | 0 | 0 |
| | 0 | 0 | 0 | 0 | 0 | 0 | 0 | 0 | 0 | 0 | 0 |
| | 0 | | | | | | | | | | |
| 2006 | 1 | 12 | 1 | 0 | 1 | 4 | 4 | 1.07 | 0 | 0 | 0 |
| | 9256 | 0 | 0 | 0 | 0 | 0 | 0 | 0 | 0 | 0 | 0 |
| | 0 | 0 | 0 | 0 | 0 | 0 | 0 | 0 | 0 | 0 | 0 |
| | 0 | 0 | 0 | 0 | 0 | 0 | 0 | 0 | 0 | 0 | 0 |
| | 0 | 0 | 0 | 0 | 0 | 0 | 0 | 0 | 0 | 0 | 0 |
| | 0 | 0 | 0 | 0 | 0 | 0 | 0 | 0 | 0 | 0 | 0 |
| | 0 | 0 | 0 | 0 | 0 | 0 | 0 | 0 | 0 | 0 | 0 |
| | 0 | 0 | 0 | 0 | 0 | 0 | 0 | 0 | 0 | 0 | 0 |
| | 0 | | | | | | | | | | |
| 2006 | 1 | 12 | 1 | 0 | 1 | 5 | 5 | 1.07 | 0 | 0 | 8621 |
| | 0 | 0 | 0 | 0 | 0 | 0 | 0 | 0 | 0 | 0 | 0 |
| | 0 | 0 | 0 | 0 | 0 | 0 | 0 | 0 | 0 | 0 | 0 |
| | 0 | 0 | 0 | 0 | 0 | 0 | 0 | 0 | 0 | 0 | 0 |
| | 0 | 0 | 0 | 0 | 0 | 0 | 0 | 0 | 0 | 0 | 0 |
| | 0 | 0 | 0 | 0 | 0 | 0 | 0 | 0 | 0 | 0 | 0 |
| | 0 | 0 | 0 | 0 | 0 | 0 | 0 | 0 | 0 | 0 | 0 |
| | 0 | 0 | 0 | 0 | 0 | 0 | 0 | 0 | 0 | 0 | 0 |
| | 0 | | | | | | | | | | |
| 2006 | 1 | 12 | 1 | 0 | 1 | 6 | 6 | 1.07 | 0 | 0 | 7697 |
| | 0 | 0 | 0 | 0 | 0 | 0 | 0 | 0 | 0 | 0 | 0 |
| | 0 | 0 | 0 | 0 | 0 | 0 | 0 | 0 | 0 | 0 | 0 |
| | 0 | 0 | 0 | 0 | 0 | 0 | 0 | 0 | 0 | 0 | 0 |
| | 0 | 0 | 0 | 0 | 0 | 0 | 0 | 0 | 0 | 0 | 0 |
| | 0 | 0 | 0 | 0 | 0 | 0 | 0 | 0 | 0 | 0 | 0 |
| | 0 | 0 | 0 | 0 | 0 | 0 | 0 | 0 | 0 | 0 | 0 |
| | 0 | 0 | 0 | 0 | 0 | 0 | 0 | 0 | 0 | 0 | 0 |
| | 0 | | | | | | | | | | |
| 2006 | 1 | 12 | 1 | 0 | 1 | 9 | 9 | 1.07 | 0 | 0 | 0 |
| | 10606 | 0 | 0 | 0 | 0 | 0 | 0 | 0 | 0 | 0 | 0 |
| | 0 | 0 | 0 | 0 | 0 | 0 | 0 | 0 | 0 | 0 | 0 |
| | 0 | 0 | 0 | 0 | 0 | 0 | 0 | 0 | 0 | 0 | 0 |
| | 0 | 0 | 0 | 0 | 0 | 0 | 0 | 0 | 0 | 0 | 0 |
| | 0 | 0 | 0 | 0 | 0 | 0 | 0 | 0 | 0 | 0 | 0 |
| | 0 | 0 | 0 | 0 | 0 | 0 | 0 | 0 | 0 | 0 | 0 |
| | 0 | 0 | 0 | 0 | 0 | 0 | 0 | 0 | 0 | 0 | 0 |
| | 0 | | | | | | | | | | |
| 2006 | 1 | 12 | 1 | 0 | 1 | 12 | 12 | 1.14 | 0 | 0 | 0 |
| | 0 | 0 | 41456 | 0 | 0 | 0 | 0 | 0 | 0 | 0 | 0 |
| | 0 | 0 | 0 | 0 | 0 | 0 | 0 | 0 | 0 | 0 | 0 |
| | 0 | 0 | 0 | 0 | 0 | 0 | 0 | 0 | 0 | 0 | 0 |
| | 0 | 0 | 0 | 0 | 0 | 0 | 0 | 0 | 0 | 0 | 0 |
| | 0 | 0 | 0 | 0 | 0 | 0 | 0 | 0 | 0 | 0 | 0 |
| | 0 | 0 | 0 | 0 | 0 | 0 | 0 | 0 | 0 | 0 | 0 |
| | 0 | 0 | 0 | 0 | 0 | 0 | 0 | 0 | 0 | 0 | 0 |
| | 0 | | | | | | | | | | |
| 2006 | 1 | 12 | 1 | 0 | 1 | 13 | 13 | 2.21 | 0 | 0 | 0 |
| | 0 | 8553 | 45249 | 0 | 0 | 0 | 0 | 0 | 0 | 0 | 0 |

| | | | | | | | | | | | |
|------|---------|---------|---------|---------|---------|---------|---------|--------|---------|--------|---------|
| | 0 | 0 | 0 | 0 | 0 | 0 | 0 | 0 | 0 | 0 | 0 |
| | 0 | 0 | 0 | 0 | 0 | 0 | 0 | 0 | 0 | 0 | 0 |
| | 0 | 0 | 0 | 0 | 0 | 0 | 0 | 0 | 0 | 0 | 0 |
| | 0 | 0 | 0 | 0 | 0 | 0 | 0 | 0 | 0 | 0 | 0 |
| | 0 | 0 | 0 | 0 | 0 | 0 | 0 | 0 | 0 | 0 | 0 |
| 2006 | 1 | 12 | 1 | 0 | 1 | 14 | 14 | 2.21 | 0 | 0 | 0 |
| | 0 | 0 | 157567 | 17106 | 0 | 0 | 0 | 0 | 0 | 0 | 0 |
| | 0 | 0 | 0 | 0 | 0 | 0 | 0 | 0 | 0 | 0 | 0 |
| | 0 | 0 | 0 | 0 | 0 | 0 | 0 | 0 | 0 | 0 | 0 |
| | 0 | 0 | 0 | 0 | 0 | 0 | 0 | 0 | 0 | 0 | 0 |
| | 0 | 0 | 0 | 0 | 0 | 0 | 0 | 0 | 0 | 0 | 0 |
| | 0 | 0 | 0 | 0 | 0 | 0 | 0 | 0 | 0 | 0 | 0 |
| | 0 | 0 | 0 | 0 | 0 | 0 | 0 | 0 | 0 | 0 | 0 |
| 2006 | 1 | 12 | 1 | 0 | 1 | 15 | 15 | 4.35 | 0 | 0 | 0 |
| | 0 | 0 | 0 | 39729 | 0 | 28289 | 0 | 0 | 0 | 0 | 0 |
| | 0 | 0 | 0 | 0 | 0 | 0 | 0 | 0 | 0 | 0 | 0 |
| | 0 | 0 | 0 | 0 | 0 | 0 | 0 | 0 | 0 | 0 | 0 |
| | 0 | 0 | 0 | 0 | 0 | 0 | 0 | 0 | 0 | 0 | 0 |
| | 0 | 0 | 0 | 0 | 0 | 0 | 0 | 0 | 0 | 0 | 0 |
| | 0 | 0 | 0 | 0 | 0 | 0 | 0 | 0 | 0 | 0 | 0 |
| 2006 | 1 | 12 | 1 | 0 | 1 | 16 | 16 | 8.05 | 0 | 0 | 0 |
| | 0 | 0 | 0 | 74529 | 208337 | 166455 | 1060633 | 199023 | 0 | 0 | 0 |
| | 0 | 0 | 0 | 0 | 0 | 0 | 0 | 0 | 0 | 0 | 0 |
| | 0 | 0 | 0 | 0 | 0 | 0 | 0 | 0 | 0 | 0 | 0 |
| | 0 | 0 | 0 | 0 | 0 | 0 | 0 | 0 | 0 | 0 | 0 |
| | 0 | 0 | 0 | 0 | 0 | 0 | 0 | 0 | 0 | 0 | 0 |
| | 0 | 0 | 0 | 0 | 0 | 0 | 0 | 0 | 0 | 0 | 0 |
| 2006 | 1 | 12 | 1 | 0 | 1 | 17 | 17 | 8.84 | 0 | 0 | 0 |
| | 0 | 0 | 0 | 0 | 69980 | 157567 | 181156 | 427885 | 0 | 0 | 0 |
| | 0 | 0 | 0 | 0 | 0 | 0 | 0 | 0 | 0 | 0 | 0 |
| | 0 | 0 | 0 | 0 | 0 | 0 | 0 | 0 | 0 | 0 | 0 |
| | 0 | 0 | 0 | 0 | 0 | 0 | 0 | 0 | 0 | 0 | 0 |
| | 0 | 0 | 0 | 0 | 0 | 0 | 0 | 0 | 0 | 0 | 0 |
| | 0 | 0 | 0 | 0 | 0 | 0 | 0 | 0 | 0 | 0 | 0 |
| 2006 | 1 | 12 | 1 | 0 | 1 | 18 | 18 | 8.98 | 0 | 0 | 0 |
| | 0 | 0 | 0 | 0 | 332672 | 44115 | 188374 | 0 | 0 | 14701 | 14701 |
| | 0 | 0 | 0 | 0 | 0 | 0 | 0 | 0 | 0 | 0 | 0 |
| | 0 | 0 | 0 | 0 | 0 | 0 | 0 | 0 | 0 | 0 | 0 |
| | 0 | 0 | 0 | 0 | 0 | 0 | 0 | 0 | 0 | 0 | 0 |
| | 0 | 0 | 0 | 0 | 0 | 0 | 0 | 0 | 0 | 0 | 0 |
| | 0 | 0 | 0 | 0 | 0 | 0 | 0 | 0 | 0 | 0 | 0 |
| 2006 | 1 | 12 | 1 | 0 | 1 | 19 | 19 | 6.77 | 0 | 0 | 0 |
| | 0 | 0 | 0 | 0 | 0 | 1038009 | 209471 | 540636 | 1308327 | 0 | 1060633 |
| | 0 | 0 | 0 | 0 | 0 | 0 | 0 | 0 | 0 | 0 | 0 |
| | 0 | 0 | 0 | 0 | 0 | 0 | 0 | 0 | 0 | 0 | 0 |
| | 0 | 0 | 0 | 0 | 0 | 0 | 0 | 0 | 0 | 0 | 0 |
| | 0 | 0 | 0 | 0 | 0 | 0 | 0 | 0 | 0 | 0 | 0 |
| | 0 | 0 | 0 | 0 | 0 | 0 | 0 | 0 | 0 | 0 | 0 |
| 2006 | 1 | 12 | 1 | 0 | 1 | 20 | 20 | 8.05 | 0 | 0 | 0 |
| | 0 | 0 | 0 | 0 | 0 | 0 | 0 | 0 | 332962 | 286676 | 286623 |
| | 2076018 | 1052710 | 8888 | 0 | 0 | 0 | 0 | 0 | 0 | 0 | 0 |
| | 0 | 0 | 0 | 0 | 0 | 0 | 0 | 0 | 0 | 0 | 0 |
| | 0 | 0 | 0 | 0 | 0 | 0 | 0 | 0 | 0 | 0 | 0 |
| | 0 | 0 | 0 | 0 | 0 | 0 | 0 | 0 | 0 | 0 | 0 |
| | 0 | 0 | 0 | 0 | 0 | 0 | 0 | 0 | 0 | 0 | 0 |
| 2006 | 1 | 12 | 1 | 0 | 1 | 21 | 21 | 11.05 | 0 | 0 | 0 |
| | 0 | 0 | 0 | 0 | 0 | 0 | 0 | 0 | 1065319 | 31058 | 31401 |
| | 14701 | 8115 | 1046939 | 1038009 | 1038009 | 0 | 0 | 0 | 0 | 0 | 0 |
| | 0 | 0 | 0 | 0 | 0 | 0 | 0 | 0 | 0 | 0 | 0 |
| | 0 | 0 | 0 | 0 | 0 | 0 | 0 | 0 | 0 | 0 | 0 |
| | 0 | 0 | 0 | 0 | 0 | 0 | 0 | 0 | 0 | 0 | 0 |
| | 0 | 0 | 0 | 0 | 0 | 0 | 0 | 0 | 0 | 0 | 0 |
| | 0 | 0 | 0 | 0 | 0 | 0 | 0 | 0 | 0 | 0 | 0 |

| | | | | | | | | | | | |
|------|---|--------|---------|------|---|------|----|------|---------|---------|--------|
| 2006 | 1 | 12 | 1 | 0 | 1 | 22 | 22 | 4.35 | 0 | 0 | 0 |
| | 0 | 0 | 0 | 0 | 0 | 0 | 0 | 0 | 0 | 1038009 | 329835 |
| | 0 | 0 | 0 | 9418 | 0 | 0 | 0 | 0 | 0 | 0 | 0 |
| | 0 | 0 | 0 | 0 | 0 | 0 | 0 | 0 | 0 | 0 | 0 |
| | 0 | 0 | 0 | 0 | 0 | 0 | 0 | 0 | 0 | 0 | 0 |
| | 0 | 0 | 0 | 0 | 0 | 0 | 0 | 0 | 0 | 0 | 0 |
| | 0 | 0 | 0 | 0 | 0 | 0 | 0 | 0 | 0 | 0 | 0 |
| 2006 | 1 | 12 | 1 | 0 | 1 | 23 | 23 | 4.28 | 0 | 0 | 0 |
| | 0 | 0 | 0 | 0 | 0 | 0 | 0 | 0 | 0 | 0 | 0 |
| | 0 | 279736 | 0 | 0 | 0 | 0 | 0 | 0 | 1038009 | 14701 | 0 |
| | 0 | 0 | 0 | 0 | 0 | 0 | 0 | 0 | 0 | 0 | 0 |
| | 0 | 0 | 0 | 0 | 0 | 0 | 0 | 0 | 0 | 0 | 0 |
| | 0 | 0 | 0 | 0 | 0 | 0 | 0 | 0 | 0 | 0 | 0 |
| | 0 | 0 | 0 | 0 | 0 | 0 | 0 | 0 | 0 | 0 | 0 |
| 2006 | 1 | 12 | 1 | 0 | 1 | 24 | 24 | 1.07 | 0 | 0 | 0 |
| | 0 | 0 | 0 | 0 | 0 | 0 | 0 | 0 | 0 | 0 | 0 |
| | 0 | 0 | 0 | 0 | 0 | 0 | 0 | 0 | 0 | 0 | 0 |
| | 0 | 0 | 1038009 | 0 | 0 | 0 | 0 | 0 | 0 | 0 | 0 |
| | 0 | 0 | 0 | 0 | 0 | 0 | 0 | 0 | 0 | 0 | 0 |
| | 0 | 0 | 0 | 0 | 0 | 0 | 0 | 0 | 0 | 0 | 0 |
| | 0 | 0 | 0 | 0 | 0 | 0 | 0 | 0 | 0 | 0 | 0 |
| 2006 | 1 | 12 | 1 | 0 | 1 | 25 | 25 | 1.07 | 0 | 0 | 0 |
| | 0 | 0 | 0 | 0 | 0 | 0 | 0 | 0 | 0 | 0 | 0 |
| | 0 | 0 | 0 | 0 | 0 | 0 | 0 | 0 | 0 | 0 | 270318 |
| | 0 | 0 | 0 | 0 | 0 | 0 | 0 | 0 | 0 | 0 | 0 |
| | 0 | 0 | 0 | 0 | 0 | 0 | 0 | 0 | 0 | 0 | 0 |
| | 0 | 0 | 0 | 0 | 0 | 0 | 0 | 0 | 0 | 0 | 0 |
| | 0 | 0 | 0 | 0 | 0 | 0 | 0 | 0 | 0 | 0 | 0 |
| 2006 | 1 | 12 | 1 | 0 | 1 | 26 | 26 | 1.07 | 0 | 0 | 0 |
| | 0 | 0 | 0 | 0 | 0 | 0 | 0 | 0 | 0 | 0 | 0 |
| | 0 | 0 | 0 | 0 | 0 | 0 | 0 | 0 | 0 | 0 | 0 |
| | 0 | 0 | 0 | 0 | 0 | 8888 | 0 | 0 | 0 | 0 | 0 |
| | 0 | 0 | 0 | 0 | 0 | 0 | 0 | 0 | 0 | 0 | 0 |
| | 0 | 0 | 0 | 0 | 0 | 0 | 0 | 0 | 0 | 0 | 0 |
| | 0 | 0 | 0 | 0 | 0 | 0 | 0 | 0 | 0 | 0 | 0 |
| 2006 | 1 | 12 | 2 | 0 | 1 | 5 | 5 | 1.07 | 0 | 0 | 0 |
| | 0 | 0 | 0 | 0 | 0 | 0 | 0 | 0 | 0 | 0 | 0 |
| | 0 | 0 | 0 | 0 | 0 | 0 | 0 | 0 | 0 | 0 | 0 |
| | 0 | 0 | 0 | 0 | 0 | 0 | 0 | 0 | 0 | 0 | 0 |
| | 0 | 8224 | 0 | 0 | 0 | 0 | 0 | 0 | 0 | 0 | 0 |
| | 0 | 0 | 0 | 0 | 0 | 0 | 0 | 0 | 0 | 0 | 0 |
| | 0 | 0 | 0 | 0 | 0 | 0 | 0 | 0 | 0 | 0 | 0 |
| 2006 | 1 | 12 | 2 | 0 | 1 | 6 | 6 | 3.21 | 0 | 0 | 0 |
| | 0 | 0 | 0 | 0 | 0 | 0 | 0 | 0 | 0 | 0 | 0 |
| | 0 | 0 | 0 | 0 | 0 | 0 | 0 | 0 | 0 | 0 | 0 |
| | 0 | 0 | 0 | 0 | 0 | 0 | 0 | 0 | 0 | 0 | 0 |
| | 0 | 18371 | 7697 | 0 | 0 | 0 | 0 | 0 | 0 | 0 | 0 |
| | 0 | 0 | 0 | 0 | 0 | 0 | 0 | 0 | 0 | 0 | 0 |
| | 0 | 0 | 0 | 0 | 0 | 0 | 0 | 0 | 0 | 0 | 0 |
| 2006 | 1 | 12 | 2 | 0 | 1 | 7 | 7 | 1.07 | 0 | 0 | 0 |
| | 0 | 0 | 0 | 0 | 0 | 0 | 0 | 0 | 0 | 0 | 0 |
| | 0 | 0 | 0 | 0 | 0 | 0 | 0 | 0 | 0 | 0 | 0 |
| | 0 | 0 | 0 | 0 | 0 | 0 | 0 | 0 | 0 | 0 | 0 |
| | 0 | 0 | 7697 | 0 | 0 | 0 | 0 | 0 | 0 | 0 | 0 |
| | 0 | 0 | 0 | 0 | 0 | 0 | 0 | 0 | 0 | 0 | 0 |
| | 0 | 0 | 0 | 0 | 0 | 0 | 0 | 0 | 0 | 0 | 0 |
| 2006 | 1 | 12 | 2 | 0 | 1 | 8 | 8 | 1.07 | 0 | 0 | 0 |
| | 0 | 0 | 0 | 0 | 0 | 0 | 0 | 0 | 0 | 0 | 0 |
| | 0 | 0 | 0 | 0 | 0 | 0 | 0 | 0 | 0 | 0 | 0 |
| | 0 | 0 | 0 | 0 | 0 | 0 | 0 | 0 | 0 | 0 | 0 |
| | 0 | 0 | 7697 | 0 | 0 | 0 | 0 | 0 | 0 | 0 | 0 |
| | 0 | 0 | 0 | 0 | 0 | 0 | 0 | 0 | 0 | 0 | 0 |
| | 0 | 0 | 0 | 0 | 0 | 0 | 0 | 0 | 0 | 0 | 0 |

| | | | | | | | | | | | |
|------|-------|---------|---------|-------|-------|---------|---------|---------|--------|---------|---------|
| | 0 | 0 | 0 | 0 | 0 | 0 | 0 | 0 | 0 | 0 | 0 |
| | 0 | | | | | | | | | | |
| 2006 | 1 | 12 | 2 | 0 | 1 | 11 | 11 | 2.21 | 0 | 0 | 0 |
| | 0 | 0 | 0 | 0 | 0 | 0 | 0 | 0 | 0 | 0 | 0 |
| | 0 | 0 | 0 | 0 | 0 | 0 | 0 | 0 | 0 | 0 | 0 |
| | 0 | 0 | 0 | 0 | 0 | 0 | 0 | 0 | 0 | 0 | 0 |
| | 0 | 0 | 0 | 12308 | 41456 | 0 | 0 | 0 | 0 | 0 | 0 |
| | 0 | 0 | 0 | 0 | 0 | 0 | 0 | 0 | 0 | 0 | 0 |
| | 0 | 0 | 0 | 0 | 0 | 0 | 0 | 0 | 0 | 0 | 0 |
| | 0 | | | | | | | | | | |
| 2006 | 1 | 12 | 2 | 0 | 1 | 12 | 12 | 1.07 | 0 | 0 | 0 |
| | 0 | 0 | 0 | 0 | 0 | 0 | 0 | 0 | 0 | 0 | 0 |
| | 0 | 0 | 0 | 0 | 0 | 0 | 0 | 0 | 0 | 0 | 0 |
| | 0 | 0 | 0 | 0 | 0 | 0 | 0 | 0 | 0 | 0 | 0 |
| | 0 | 0 | 0 | 0 | 7417 | 0 | 0 | 0 | 0 | 0 | 0 |
| | 0 | 0 | 0 | 0 | 0 | 0 | 0 | 0 | 0 | 0 | 0 |
| | 0 | 0 | 0 | 0 | 0 | 0 | 0 | 0 | 0 | 0 | 0 |
| | 0 | | | | | | | | | | |
| 2006 | 1 | 12 | 2 | 0 | 1 | 13 | 13 | 2.14 | 0 | 0 | 0 |
| | 0 | 0 | 0 | 0 | 0 | 0 | 0 | 0 | 0 | 0 | 0 |
| | 0 | 0 | 0 | 0 | 0 | 0 | 0 | 0 | 0 | 0 | 0 |
| | 0 | 0 | 0 | 0 | 0 | 0 | 0 | 0 | 0 | 0 | 0 |
| | 0 | 0 | 0 | 0 | 22624 | 20728 | 0 | 0 | 0 | 0 | 0 |
| | 0 | 0 | 0 | 0 | 0 | 0 | 0 | 0 | 0 | 0 | 0 |
| | 0 | 0 | 0 | 0 | 0 | 0 | 0 | 0 | 0 | 0 | 0 |
| | 0 | | | | | | | | | | |
| 2006 | 1 | 12 | 2 | 0 | 1 | 14 | 14 | 4.7 | 0 | 0 | 0 |
| | 0 | 0 | 0 | 0 | 0 | 0 | 0 | 0 | 0 | 0 | 0 |
| | 0 | 0 | 0 | 0 | 0 | 0 | 0 | 0 | 0 | 0 | 0 |
| | 0 | 0 | 0 | 0 | 0 | 0 | 0 | 0 | 0 | 0 | 0 |
| | 0 | 0 | 0 | 0 | 0 | 1122817 | 1351679 | 20728 | 0 | 0 | 0 |
| | 0 | 0 | 0 | 0 | 0 | 0 | 0 | 0 | 0 | 0 | 0 |
| | 0 | 0 | 0 | 0 | 0 | 0 | 0 | 0 | 0 | 0 | 0 |
| | 0 | | | | | | | | | | |
| 2006 | 1 | 12 | 2 | 0 | 1 | 15 | 15 | 6.56 | 0 | 0 | 0 |
| | 0 | 0 | 0 | 0 | 0 | 0 | 0 | 0 | 0 | 0 | 0 |
| | 0 | 0 | 0 | 0 | 0 | 0 | 0 | 0 | 0 | 0 | 0 |
| | 0 | 0 | 0 | 0 | 0 | 0 | 0 | 0 | 0 | 0 | 0 |
| | 0 | 0 | 0 | 0 | 0 | 43352 | 189609 | 1465894 | 0 | 0 | 0 |
| | 0 | 0 | 0 | 0 | 0 | 0 | 0 | 0 | 0 | 0 | 0 |
| | 0 | 0 | 0 | 0 | 0 | 0 | 0 | 0 | 0 | 0 | 0 |
| | 0 | | | | | | | | | | |
| 2006 | 1 | 12 | 2 | 0 | 1 | 16 | 16 | 10.33 | 0 | 0 | 0 |
| | 0 | 0 | 0 | 0 | 0 | 0 | 0 | 0 | 0 | 0 | 0 |
| | 0 | 0 | 0 | 0 | 0 | 0 | 0 | 0 | 0 | 0 | 0 |
| | 0 | 0 | 0 | 0 | 0 | 0 | 0 | 0 | 0 | 0 | 0 |
| | 0 | 0 | 0 | 0 | 0 | 225440 | 293572 | 111553 | 175061 | 0 | 0 |
| | 0 | 0 | 0 | 0 | 0 | 0 | 0 | 0 | 0 | 0 | 0 |
| | 0 | 0 | 0 | 0 | 0 | 0 | 0 | 0 | 0 | 0 | 0 |
| | 0 | | | | | | | | | | |
| 2006 | 1 | 12 | 2 | 0 | 1 | 17 | 17 | 12.26 | 0 | 0 | 0 |
| | 0 | 0 | 0 | 0 | 0 | 0 | 0 | 0 | 0 | 0 | 0 |
| | 0 | 0 | 0 | 0 | 0 | 0 | 0 | 0 | 0 | 0 | 0 |
| | 0 | 0 | 0 | 0 | 0 | 0 | 0 | 0 | 0 | 0 | 0 |
| | 0 | 0 | 0 | 0 | 0 | 0 | 0 | 0 | 0 | 0 | 0 |
| | 0 | 0 | 0 | 0 | 0 | 22624 | 29616 | 504688 | 585451 | 0 | 1075964 |
| | 0 | 7167 | 0 | 0 | 0 | 0 | 0 | 0 | 0 | 0 | 0 |
| | 0 | 0 | 0 | 0 | 0 | 0 | 0 | 0 | 0 | 0 | 0 |
| | 0 | | | | | | | | | | |
| 2006 | 1 | 12 | 2 | 0 | 1 | 18 | 18 | 13.17 | 0 | 0 | 0 |
| | 0 | 0 | 0 | 0 | 0 | 0 | 0 | 0 | 0 | 0 | 0 |
| | 0 | 0 | 0 | 0 | 0 | 0 | 0 | 0 | 0 | 0 | 0 |
| | 0 | 0 | 0 | 0 | 0 | 0 | 0 | 0 | 0 | 0 | 0 |
| | 0 | 0 | 0 | 0 | 0 | 0 | 0 | 0 | 0 | 0 | 0 |
| | 0 | 0 | 0 | 0 | 0 | 0 | 8553 | 157567 | 444990 | 1256154 | 351957 |
| | 53258 | 1066089 | 1038009 | 23254 | 0 | 2076018 | 0 | 0 | 0 | 0 | 0 |
| | 0 | 0 | 0 | 0 | 0 | 0 | 0 | 0 | 0 | 0 | 0 |
| | 0 | | | | | | | | | | |
| 2006 | 1 | 12 | 2 | 0 | 1 | 19 | 19 | 11.33 | 0 | 0 | 0 |
| | 0 | 0 | 0 | 0 | 0 | 0 | 0 | 0 | 0 | 0 | 0 |
| | 0 | 0 | 0 | 0 | 0 | 0 | 0 | 0 | 0 | 0 | 0 |
| | 0 | 0 | 0 | 0 | 0 | 0 | 0 | 0 | 0 | 0 | 0 |

| | | | | | | | | | | | |
|--|----------|---------|--------|---------|-------|---------|----|---------|--------|----------|----------|
| | 0 | 0 | 0 | 0 | 0 | 0 | 0 | 0 | 15917 | 17106 | 577949 |
| | 292371 | 1045361 | 0 | 10466 | 14701 | 1038009 | 0 | 1038009 | 0 | 0 | 0 |
| | 0 | 0 | 270318 | 0 | 0 | 0 | 0 | 0 | 0 | 0 | 0 |
| | 0 | | | | | | | | | | |
| 2006 | 1 | 12 | 2 | 0 | 1 | 20 | 20 | 6.56 | 0 | 0 | 0 |
| | 0 | 0 | 0 | 0 | 0 | 0 | 0 | 0 | 0 | 0 | 0 |
| | 0 | 0 | 0 | 0 | 0 | 0 | 0 | 0 | 0 | 0 | 0 |
| | 0 | 0 | 0 | 0 | 0 | 0 | 0 | 0 | 0 | 0 | 0 |
| | 0 | 0 | 0 | 0 | 0 | 0 | 0 | 0 | 0 | 0 | 0 |
| | 0 | 0 | 0 | 0 | 0 | 0 | 0 | 0 | 0 | 0 | 0 |
| | 0 | 7130 | 0 | 0 | 0 | 270318 | 0 | 0 | 293960 | 0 | 0 |
| | 0 | 8930 | 0 | 1308327 | 0 | 0 | 0 | 0 | 0 | 0 | 0 |
| | 0 | | | | | | | | | | |
| 2006 | 1 | 12 | 2 | 0 | 1 | 21 | 21 | 3.42 | 0 | 0 | 0 |
| | 0 | 0 | 0 | 0 | 0 | 0 | 0 | 0 | 0 | 0 | 0 |
| | 0 | 0 | 0 | 0 | 0 | 0 | 0 | 0 | 0 | 0 | 0 |
| | 0 | 0 | 0 | 0 | 0 | 0 | 0 | 0 | 0 | 0 | 0 |
| | 0 | 0 | 0 | 0 | 0 | 0 | 0 | 0 | 0 | 0 | 0 |
| | 1038009 | 22624 | 0 | 270318 | 0 | 1038009 | 0 | 0 | 0 | 1038009 | 0 |
| | 0 | 0 | 0 | 270318 | 0 | 0 | 0 | 0 | 0 | 0 | 0 |
| | 0 | | | | | | | | | | |
| 2006 | 1 | 12 | 2 | 0 | 1 | 22 | 22 | 2.14 | 0 | 0 | 0 |
| | 0 | 0 | 0 | 0 | 0 | 0 | 0 | 0 | 0 | 0 | 0 |
| | 0 | 0 | 0 | 0 | 0 | 0 | 0 | 0 | 0 | 0 | 0 |
| | 0 | 0 | 0 | 0 | 0 | 0 | 0 | 0 | 0 | 0 | 0 |
| | 0 | 0 | 0 | 0 | 0 | 0 | 0 | 0 | 0 | 0 | 0 |
| | 0 | 0 | 0 | 0 | 0 | 0 | 0 | 0 | 0 | 0 | 0 |
| | 0 | 0 | 0 | 0 | 0 | 0 | 0 | 7804 | 0 | 0 | 0 |
| | 0 | 0 | 0 | 0 | 0 | 0 | 0 | 0 | 0 | 0 | 0 |
| | 270318 | | | | | | | | | | |
| # 2007 Triennial survey conditionals (n=217) | | | | | | | | | | | |
| 1983 | 1 | 13 | 1 | 0 | 1 | 3 | 3 | 1.14 | 68.35 | 68.35 | 0 |
| | 0 | 0 | 0 | 0 | 0 | 0 | 0 | 0 | 0 | 0 | 0 |
| | 0 | 0 | 0 | 0 | 0 | 0 | 0 | 0 | 0 | 0 | 0 |
| | 0 | 0 | 0 | 0 | 0 | 0 | 0 | 0 | 0 | 0 | 0 |
| | 0 | 0 | 0 | 0 | 0 | 0 | 0 | 0 | 0 | 0 | 0 |
| | 0 | 0 | 0 | 0 | 0 | 0 | 0 | 0 | 0 | 0 | 0 |
| | 0 | 0 | 0 | 0 | 0 | 0 | 0 | 0 | 0 | 0 | 0 |
| | 0 | | | | | | | | | | |
| 1983 | 1 | 13 | 1 | 0 | 1 | 4 | 4 | 1.14 | 0 | 136.7 | 0 |
| | 0 | 0 | 0 | 0 | 0 | 0 | 0 | 0 | 0 | 0 | 0 |
| | 0 | 0 | 0 | 0 | 0 | 0 | 0 | 0 | 0 | 0 | 0 |
| | 0 | 0 | 0 | 0 | 0 | 0 | 0 | 0 | 0 | 0 | 0 |
| | 0 | 0 | 0 | 0 | 0 | 0 | 0 | 0 | 0 | 0 | 0 |
| | 0 | 0 | 0 | 0 | 0 | 0 | 0 | 0 | 0 | 0 | 0 |
| | 0 | 0 | 0 | 0 | 0 | 0 | 0 | 0 | 0 | 0 | 0 |
| | 0 | 0 | 0 | 0 | 0 | 0 | 0 | 0 | 0 | 0 | 0 |
| | 0 | | | | | | | | | | |
| 1983 | 1 | 13 | 1 | 0 | 1 | 5 | 5 | 2.28 | 0 | 1071.566 | 0 |
| | 0 | 0 | 0 | 0 | 0 | 0 | 0 | 0 | 0 | 0 | 0 |
| | 0 | 0 | 0 | 0 | 0 | 0 | 0 | 0 | 0 | 0 | 0 |
| | 0 | 0 | 0 | 0 | 0 | 0 | 0 | 0 | 0 | 0 | 0 |
| | 0 | 0 | 0 | 0 | 0 | 0 | 0 | 0 | 0 | 0 | 0 |
| | 0 | 0 | 0 | 0 | 0 | 0 | 0 | 0 | 0 | 0 | 0 |
| | 0 | 0 | 0 | 0 | 0 | 0 | 0 | 0 | 0 | 0 | 0 |
| | 0 | 0 | 0 | 0 | 0 | 0 | 0 | 0 | 0 | 0 | 0 |
| | 0 | | | | | | | | | | |
| 1983 | 1 | 13 | 1 | 0 | 1 | 6 | 6 | 2.21 | 0 | 934.8661 | 68.35 |
| | 0 | 0 | 0 | 0 | 0 | 0 | 0 | 0 | 0 | 0 | 0 |
| | 0 | 0 | 0 | 0 | 0 | 0 | 0 | 0 | 0 | 0 | 0 |
| | 0 | 0 | 0 | 0 | 0 | 0 | 0 | 0 | 0 | 0 | 0 |
| | 0 | 0 | 0 | 0 | 0 | 0 | 0 | 0 | 0 | 0 | 0 |
| | 0 | 0 | 0 | 0 | 0 | 0 | 0 | 0 | 0 | 0 | 0 |
| | 0 | 0 | 0 | 0 | 0 | 0 | 0 | 0 | 0 | 0 | 0 |
| | 0 | 0 | 0 | 0 | 0 | 0 | 0 | 0 | 0 | 0 | 0 |
| | 0 | | | | | | | | | | |
| 1983 | 1 | 13 | 1 | 0 | 1 | 7 | 7 | 3.35 | 0 | 0 | 137.2792 |
| | 1003.216 | 0 | 0 | 0 | 0 | 0 | 0 | 0 | 0 | 0 | 0 |
| | 0 | 0 | 0 | 0 | 0 | 0 | 0 | 0 | 0 | 0 | 0 |
| | 0 | 0 | 0 | 0 | 0 | 0 | 0 | 0 | 0 | 0 | 0 |
| | 0 | 0 | 0 | 0 | 0 | 0 | 0 | 0 | 0 | 0 | 0 |
| | 0 | 0 | 0 | 0 | 0 | 0 | 0 | 0 | 0 | 0 | 0 |
| | 0 | 0 | 0 | 0 | 0 | 0 | 0 | 0 | 0 | 0 | 0 |
| | 0 | | | | | | | | | | |

| | | | | | | | | | | | |
|------|----------|----------|----------|----------|----------|----------|----------|-------|---|---|----------|
| 1983 | 1 | 13 | 1 | 0 | 1 | 8 | 8 | 6.26 | 0 | 0 | 1938.661 |
| | 3215.278 | 68.35 | 0 | 0 | 0 | 0 | 0 | 0 | 0 | 0 | 0 |
| | 0 | 0 | 0 | 0 | 0 | 0 | 0 | 0 | 0 | 0 | 0 |
| | 0 | 0 | 0 | 0 | 0 | 0 | 0 | 0 | 0 | 0 | 0 |
| | 0 | 0 | 0 | 0 | 0 | 0 | 0 | 0 | 0 | 0 | 0 |
| | 0 | 0 | 0 | 0 | 0 | 0 | 0 | 0 | 0 | 0 | 0 |
| | 0 | 0 | 0 | 0 | 0 | 0 | 0 | 0 | 0 | 0 | 0 |
| | 0 | 0 | 0 | 0 | 0 | 0 | 0 | 0 | 0 | 0 | 0 |
| | 0 | 0 | 0 | 0 | 0 | 0 | 0 | 0 | 0 | 0 | 0 |
| 1983 | 1 | 13 | 1 | 0 | 1 | 9 | 9 | 9.92 | 0 | 0 | 205.05 |
| | 10639.04 | 119.23 | 0 | 0 | 0 | 0 | 0 | 0 | 0 | 0 | 0 |
| | 0 | 0 | 0 | 0 | 0 | 0 | 0 | 0 | 0 | 0 | 0 |
| | 0 | 0 | 0 | 0 | 0 | 0 | 0 | 0 | 0 | 0 | 0 |
| | 0 | 0 | 0 | 0 | 0 | 0 | 0 | 0 | 0 | 0 | 0 |
| | 0 | 0 | 0 | 0 | 0 | 0 | 0 | 0 | 0 | 0 | 0 |
| | 0 | 0 | 0 | 0 | 0 | 0 | 0 | 0 | 0 | 0 | 0 |
| | 0 | 0 | 0 | 0 | 0 | 0 | 0 | 0 | 0 | 0 | 0 |
| | 0 | 0 | 0 | 0 | 0 | 0 | 0 | 0 | 0 | 0 | 0 |
| 1983 | 1 | 13 | 1 | 0 | 1 | 10 | 10 | 13.81 | 0 | 0 | 119.23 |
| | 25256.28 | 853.0851 | 0 | 0 | 0 | 0 | 0 | 0 | 0 | 0 | 0 |
| | 0 | 0 | 0 | 0 | 0 | 0 | 0 | 0 | 0 | 0 | 0 |
| | 0 | 0 | 0 | 0 | 0 | 0 | 0 | 0 | 0 | 0 | 0 |
| | 0 | 0 | 0 | 0 | 0 | 0 | 0 | 0 | 0 | 0 | 0 |
| | 0 | 0 | 0 | 0 | 0 | 0 | 0 | 0 | 0 | 0 | 0 |
| | 0 | 0 | 0 | 0 | 0 | 0 | 0 | 0 | 0 | 0 | 0 |
| | 0 | 0 | 0 | 0 | 0 | 0 | 0 | 0 | 0 | 0 | 0 |
| | 0 | 0 | 0 | 0 | 0 | 0 | 0 | 0 | 0 | 0 | 0 |
| | 0 | 0 | 0 | 0 | 0 | 0 | 0 | 0 | 0 | 0 | 0 |
| 1983 | 1 | 13 | 1 | 0 | 1 | 11 | 11 | 13.69 | 0 | 0 | 0 |
| | 8851.196 | 3270.325 | 274.4051 | 0 | 0 | 0 | 0 | 0 | 0 | 0 | 0 |
| | 0 | 0 | 0 | 0 | 0 | 0 | 0 | 0 | 0 | 0 | 0 |
| | 0 | 0 | 0 | 0 | 0 | 0 | 0 | 0 | 0 | 0 | 0 |
| | 0 | 0 | 0 | 0 | 0 | 0 | 0 | 0 | 0 | 0 | 0 |
| | 0 | 0 | 0 | 0 | 0 | 0 | 0 | 0 | 0 | 0 | 0 |
| | 0 | 0 | 0 | 0 | 0 | 0 | 0 | 0 | 0 | 0 | 0 |
| | 0 | 0 | 0 | 0 | 0 | 0 | 0 | 0 | 0 | 0 | 0 |
| | 0 | 0 | 0 | 0 | 0 | 0 | 0 | 0 | 0 | 0 | 0 |
| | 0 | 0 | 0 | 0 | 0 | 0 | 0 | 0 | 0 | 0 | 0 |
| 1983 | 1 | 13 | 1 | 0 | 1 | 12 | 12 | 15.85 | 0 | 0 | 0 |
| | 3267.589 | 9369.206 | 477.7368 | 54.4775 | 0 | 0 | 0 | 0 | 0 | 0 | 0 |
| | 0 | 0 | 0 | 0 | 0 | 0 | 0 | 0 | 0 | 0 | 0 |
| | 0 | 0 | 0 | 0 | 0 | 0 | 0 | 0 | 0 | 0 | 0 |
| | 0 | 0 | 0 | 0 | 0 | 0 | 0 | 0 | 0 | 0 | 0 |
| | 0 | 0 | 0 | 0 | 0 | 0 | 0 | 0 | 0 | 0 | 0 |
| | 0 | 0 | 0 | 0 | 0 | 0 | 0 | 0 | 0 | 0 | 0 |
| | 0 | 0 | 0 | 0 | 0 | 0 | 0 | 0 | 0 | 0 | 0 |
| | 0 | 0 | 0 | 0 | 0 | 0 | 0 | 0 | 0 | 0 | 0 |
| | 0 | 0 | 0 | 0 | 0 | 0 | 0 | 0 | 0 | 0 | 0 |
| 1983 | 1 | 13 | 1 | 0 | 1 | 13 | 13 | 13.59 | 0 | 0 | 0 |
| | 68.35 | 5273.543 | 618.1973 | 316.8574 | 0 | 54.4775 | 0 | 0 | 0 | 0 | 0 |
| | 0 | 0 | 0 | 0 | 0 | 0 | 0 | 0 | 0 | 0 | 0 |
| | 0 | 0 | 0 | 0 | 0 | 0 | 0 | 0 | 0 | 0 | 0 |
| | 0 | 0 | 0 | 0 | 0 | 0 | 0 | 0 | 0 | 0 | 0 |
| | 0 | 0 | 0 | 0 | 0 | 0 | 0 | 0 | 0 | 0 | 0 |
| | 0 | 0 | 0 | 0 | 0 | 0 | 0 | 0 | 0 | 0 | 0 |
| | 0 | 0 | 0 | 0 | 0 | 0 | 0 | 0 | 0 | 0 | 0 |
| | 0 | 0 | 0 | 0 | 0 | 0 | 0 | 0 | 0 | 0 | 0 |
| | 0 | 0 | 0 | 0 | 0 | 0 | 0 | 0 | 0 | 0 | 0 |
| 1983 | 1 | 13 | 1 | 0 | 1 | 14 | 14 | 16.01 | 0 | 0 | 0 |
| | 0 | 1383.82 | 654.8543 | 828.5237 | 70.01429 | 0 | 0 | 0 | 0 | 0 | 0 |
| | 0 | 0 | 0 | 0 | 0 | 0 | 0 | 0 | 0 | 0 | 0 |
| | 0 | 0 | 0 | 0 | 0 | 0 | 0 | 0 | 0 | 0 | 0 |
| | 0 | 0 | 0 | 0 | 0 | 0 | 0 | 0 | 0 | 0 | 0 |
| | 0 | 0 | 0 | 0 | 0 | 0 | 0 | 0 | 0 | 0 | 0 |
| | 0 | 0 | 0 | 0 | 0 | 0 | 0 | 0 | 0 | 0 | 0 |
| | 0 | 0 | 0 | 0 | 0 | 0 | 0 | 0 | 0 | 0 | 0 |
| | 0 | 0 | 0 | 0 | 0 | 0 | 0 | 0 | 0 | 0 | 0 |
| | 0 | 0 | 0 | 0 | 0 | 0 | 0 | 0 | 0 | 0 | 0 |
| 1983 | 1 | 13 | 1 | 0 | 1 | 15 | 15 | 17.45 | 0 | 0 | 0 |
| | 0 | 68.35 | 550.0615 | 929.3401 | 196.795 | 0 | 140.3946 | 12.32 | 0 | 0 | 0 |
| | 0 | 0 | 0 | 0 | 0 | 0 | 0 | 0 | 0 | 0 | 0 |
| | 0 | 0 | 0 | 0 | 0 | 0 | 0 | 0 | 0 | 0 | 0 |
| | 0 | 0 | 0 | 0 | 0 | 0 | 0 | 0 | 0 | 0 | 0 |
| | 0 | 0 | 0 | 0 | 0 | 0 | 0 | 0 | 0 | 0 | 0 |
| | 0 | 0 | 0 | 0 | 0 | 0 | 0 | 0 | 0 | 0 | 0 |
| | 0 | 0 | 0 | 0 | 0 | 0 | 0 | 0 | 0 | 0 | 0 |
| | 0 | 0 | 0 | 0 | 0 | 0 | 0 | 0 | 0 | 0 | 0 |
| | 0 | 0 | 0 | 0 | 0 | 0 | 0 | 0 | 0 | 0 | 0 |
| 1983 | 1 | 13 | 1 | 0 | 1 | 16 | 16 | 17.89 | 0 | 0 | 0 |
| | 0 | 0 | 81.0598 | 1671.057 | 333.7599 | 998.1472 | 266.9624 | 0 | 0 | 0 | 0 |
| | 0 | 0 | 0 | 0 | 0 | 0 | 0 | 0 | 0 | 0 | 0 |
| | 0 | 0 | 0 | 0 | 0 | 0 | 0 | 0 | 0 | 0 | 0 |
| | 0 | 0 | 0 | 0 | 0 | 0 | 0 | 0 | 0 | 0 | 0 |
| | 0 | 0 | 0 | 0 | 0 | 0 | 0 | 0 | 0 | 0 | 0 |
| | 0 | 0 | 0 | 0 | 0 | 0 | 0 | 0 | 0 | 0 | 0 |
| | 0 | 0 | 0 | 0 | 0 | 0 | 0 | 0 | 0 | 0 | 0 |
| | 0 | 0 | 0 | 0 | 0 | 0 | 0 | 0 | 0 | 0 | 0 |
| | 0 | 0 | 0 | 0 | 0 | 0 | 0 | 0 | 0 | 0 | 0 |

| | | | | | | | | | | | |
|------|----------|----------|----------|----------|----------|----------|----------|----------|----------|----------|----------|
| | 0 | 0 | 0 | 0 | 0 | 0 | 0 | 0 | 0 | 0 | 0 |
| | 0 | | | | | | | | | | |
| 1983 | 1 | 13 | 1 | 0 | 1 | 17 | 17 | 14.52 | 0 | 0 | 0 |
| | 0 | 0 | 0 | 343.8408 | 1242.1 | 806.5965 | 457.311 | 128.4152 | 0 | 0 | 0 |
| | 0 | 0 | 0 | 0 | 0 | 0 | 0 | 0 | 0 | 0 | 0 |
| | 0 | 0 | 0 | 0 | 0 | 0 | 0 | 0 | 0 | 0 | 0 |
| | 0 | 0 | 0 | 0 | 0 | 0 | 0 | 0 | 0 | 0 | 0 |
| | 0 | 0 | 0 | 0 | 0 | 0 | 0 | 0 | 0 | 0 | 0 |
| | 0 | 0 | 0 | 0 | 0 | 0 | 0 | 0 | 0 | 0 | 0 |
| | 0 | 0 | 0 | 0 | 0 | 0 | 0 | 0 | 0 | 0 | 0 |
| | 0 | | | | | | | | | | |
| 1983 | 1 | 13 | 1 | 0 | 1 | 18 | 18 | 16.22 | 0 | 0 | 0 |
| | 0 | 0 | 68.35 | 90.16302 | 324.1718 | 1710.85 | 1391.807 | 1020.459 | 343.8105 | 0 | 0 |
| | 0 | 0 | 0 | 0 | 0 | 0 | 68.92924 | 0 | 0 | 0 | 0 |
| | 0 | 0 | 0 | 0 | 0 | 0 | 0 | 0 | 0 | 0 | 0 |
| | 0 | 0 | 0 | 0 | 0 | 0 | 0 | 0 | 0 | 0 | 0 |
| | 0 | 0 | 0 | 0 | 0 | 0 | 0 | 0 | 0 | 0 | 0 |
| | 0 | 0 | 0 | 0 | 0 | 0 | 0 | 0 | 0 | 0 | 0 |
| | 0 | 0 | 0 | 0 | 0 | 0 | 0 | 0 | 0 | 0 | 0 |
| | 0 | | | | | | | | | | |
| 1983 | 1 | 13 | 1 | 0 | 1 | 19 | 19 | 13.52 | 0 | 0 | 0 |
| | 0 | 0 | 0 | 128.4152 | 112.1718 | 443.0446 | 1089.583 | 1217.146 | 469.8548 | 581.7685 | 0 |
| | 0 | 0 | 0 | 0 | 0 | 0 | 0 | 0 | 0 | 0 | 0 |
| | 0 | 0 | 0 | 0 | 0 | 0 | 0 | 0 | 0 | 0 | 0 |
| | 0 | 0 | 0 | 0 | 0 | 0 | 0 | 0 | 0 | 0 | 0 |
| | 0 | 0 | 0 | 0 | 0 | 0 | 0 | 0 | 0 | 0 | 0 |
| | 0 | 0 | 0 | 0 | 0 | 0 | 0 | 0 | 0 | 0 | 0 |
| | 0 | 0 | 0 | 0 | 0 | 0 | 0 | 0 | 0 | 0 | 0 |
| | 0 | | | | | | | | | | |
| 1983 | 1 | 13 | 1 | 0 | 1 | 20 | 20 | 13.45 | 0 | 0 | 0 |
| | 0 | 0 | 0 | 0 | 0 | 183.7386 | 367.176 | 1227.444 | 264.4086 | 395.431 | 432.1307 |
| | 243.4962 | 994.9313 | 0 | 280.35 | 0 | 0 | 0 | 0 | 0 | 0 | 0 |
| | 0 | 0 | 0 | 0 | 0 | 0 | 0 | 0 | 0 | 0 | 0 |
| | 0 | 0 | 0 | 0 | 0 | 0 | 0 | 0 | 0 | 0 | 0 |
| | 0 | 0 | 0 | 0 | 0 | 0 | 0 | 0 | 0 | 0 | 0 |
| | 0 | 0 | 0 | 0 | 0 | 0 | 0 | 0 | 0 | 0 | 0 |
| | 0 | 0 | 0 | 0 | 0 | 0 | 0 | 0 | 0 | 0 | 0 |
| | 0 | | | | | | | | | | |
| 1983 | 1 | 13 | 1 | 0 | 1 | 21 | 21 | 15.36 | 0 | 0 | 0 |
| | 0 | 0 | 0 | 0 | 0 | 0 | 0 | 671.5023 | 1241.905 | 756.8156 | 1724.974 |
| | 1074.298 | 126.0443 | 12.32 | 256.8303 | 0 | 0 | 0 | 0 | 0 | 0 | 0 |
| | 0 | 0 | 0 | 0 | 0 | 0 | 0 | 0 | 0 | 0 | 0 |
| | 0 | 0 | 0 | 0 | 0 | 0 | 0 | 0 | 0 | 0 | 0 |
| | 0 | 0 | 0 | 0 | 0 | 0 | 0 | 0 | 0 | 0 | 0 |
| | 0 | 0 | 0 | 0 | 0 | 0 | 0 | 0 | 0 | 0 | 0 |
| | 0 | 0 | 0 | 0 | 0 | 0 | 0 | 0 | 0 | 0 | 0 |
| | 0 | | | | | | | | | | |
| 1983 | 1 | 13 | 1 | 0 | 1 | 22 | 22 | 16.29 | 0 | 0 | 0 |
| | 0 | 0 | 0 | 0 | 0 | 0 | 0 | 216.24 | 687.621 | 302.9686 | 318.8861 |
| | 1037.639 | 271.051 | 254.4594 | 12.32 | 151.7807 | 274.6082 | 175.1462 | 111.9137 | 128.4152 | 0 | 68.35 |
| | 0 | 198.6124 | 0 | 70.1973 | 0 | 0 | 0 | 0 | 0 | 0 | 0 |
| | 0 | 0 | 0 | 0 | 0 | 0 | 0 | 0 | 0 | 0 | 0 |
| | 0 | 0 | 0 | 0 | 0 | 0 | 0 | 0 | 0 | 0 | 0 |
| | 0 | 0 | 0 | 0 | 0 | 0 | 0 | 0 | 0 | 0 | 0 |
| | 0 | | | | | | | | | | |
| 1983 | 1 | 13 | 1 | 0 | 1 | 23 | 23 | 12.75 | 0 | 0 | 0 |
| | 0 | 0 | 0 | 0 | 0 | 0 | 0 | 0 | 0 | 68.35 | 555.8105 |
| | 278.1823 | 57.69429 | 68.35 | 376.3055 | 323.9137 | 338.0443 | 54.4775 | 68.35 | 91.71552 | 0 | 128.4152 |
| | 0 | 68.35 | 0 | 0 | 0 | 0 | 0 | 0 | 0 | 68.35 | 0 |
| | 0 | 0 | 0 | 0 | 0 | 0 | 0 | 0 | 0 | 0 | 0 |
| | 0 | 0 | 0 | 0 | 0 | 0 | 0 | 0 | 0 | 0 | 0 |
| | 0 | 0 | 0 | 0 | 0 | 0 | 0 | 0 | 0 | 0 | 0 |
| | 0 | | | | | | | | | | |
| 1983 | 1 | 13 | 1 | 0 | 1 | 24 | 24 | 8.12 | 0 | 0 | 0 |
| | 0 | 0 | 0 | 0 | 0 | 0 | 0 | 0 | 0 | 0 | 68.35 |
| | 57.69429 | 0 | 68.35 | 0 | 212 | 68.35 | 68.35 | 151.7807 | 68.35 | 0 | 111.9137 |
| | 0 | 0 | 160.0655 | 0 | 68.35 | 68.35 | 0 | 0 | 0 | 68.35 | 0 |
| | 0 | 0 | 0 | 0 | 0 | 0 | 0 | 0 | 0 | 0 | 0 |
| | 0 | 0 | 0 | 0 | 0 | 0 | 0 | 0 | 0 | 0 | 0 |
| | 0 | 0 | 0 | 0 | 0 | 0 | 0 | 0 | 0 | 0 | 0 |
| | 0 | | | | | | | | | | |
| 1983 | 1 | 13 | 1 | 0 | 1 | 25 | 25 | 5.63 | 0 | 0 | 0 |
| | 0 | 0 | 0 | 0 | 0 | 0 | 0 | 0 | 0 | 0 | 0 |
| | 0 | 68.35 | 212 | 0 | 216.24 | 0 | 111.9137 | 0 | 212 | 0 | 0 |
| | 0 | 68.35 | 0 | 68.35 | 0 | 0 | 68.35 | 68.35 | 0 | 0 | 0 |

| | | | | | | | | | | | |
|------|--------|----------|----------|----------|---------|-------|----|-------|---|-------|---|
| | 0 | 0 | 0 | 0 | 0 | 0 | 0 | 0 | 0 | 0 | 0 |
| | 0 | 0 | 0 | 0 | 0 | 0 | 0 | 0 | 0 | 0 | 0 |
| | 0 | 0 | 0 | 0 | 0 | 0 | 0 | 0 | 0 | 0 | 0 |
| | 0 | | | | | | | | | | |
| 1983 | 1 | 13 | 1 | 0 | 1 | 26 | 26 | 1.07 | 0 | 0 | 0 |
| | 0 | 0 | 0 | 0 | 0 | 0 | 0 | 0 | 0 | 0 | 0 |
| | 0 | 0 | 0 | 0 | 0 | 0 | 0 | 0 | 0 | 0 | 0 |
| | 0 | 0 | 0 | 0 | 0 | 0 | 0 | 0 | 0 | 0 | 0 |
| | 0 | 0 | 0 | 0 | 0 | 0 | 0 | 0 | 0 | 68.35 | 0 |
| | 0 | 0 | 0 | 0 | 0 | 0 | 0 | 0 | 0 | 0 | 0 |
| | 0 | 0 | 0 | 0 | 0 | 0 | 0 | 0 | 0 | 0 | 0 |
| | 0 | 0 | 0 | 0 | 0 | 0 | 0 | 0 | 0 | 0 | 0 |
| | 0 | 0 | 0 | 0 | 0 | 0 | 0 | 0 | 0 | 0 | 0 |
| | 0 | | | | | | | | | | |
| 1983 | 1 | 13 | 2 | 0 | 1 | 4 | 4 | 1.35 | 0 | 0 | 0 |
| | 0 | 0 | 0 | 0 | 0 | 0 | 0 | 0 | 0 | 0 | 0 |
| | 0 | 0 | 0 | 0 | 0 | 0 | 0 | 0 | 0 | 0 | 0 |
| | 0 | 0 | 0 | 0 | 0 | 0 | 0 | 0 | 0 | 0 | 0 |
| | 341.75 | 0 | 0 | 0 | 0 | 0 | 0 | 0 | 0 | 0 | 0 |
| | 0 | 0 | 0 | 0 | 0 | 0 | 0 | 0 | 0 | 0 | 0 |
| | 0 | 0 | 0 | 0 | 0 | 0 | 0 | 0 | 0 | 0 | 0 |
| | 0 | | | | | | | | | | |
| 1983 | 1 | 13 | 2 | 0 | 1 | 5 | 5 | 1.56 | 0 | 0 | 0 |
| | 0 | 0 | 0 | 0 | 0 | 0 | 0 | 0 | 0 | 0 | 0 |
| | 0 | 0 | 0 | 0 | 0 | 0 | 0 | 0 | 0 | 0 | 0 |
| | 0 | 0 | 0 | 0 | 0 | 0 | 0 | 0 | 0 | 0 | 0 |
| | 546.8 | 0 | 0 | 0 | 0 | 0 | 0 | 0 | 0 | 0 | 0 |
| | 0 | 0 | 0 | 0 | 0 | 0 | 0 | 0 | 0 | 0 | 0 |
| | 0 | 0 | 0 | 0 | 0 | 0 | 0 | 0 | 0 | 0 | 0 |
| | 0 | | | | | | | | | | |
| 1983 | 1 | 13 | 2 | 0 | 1 | 6 | 6 | 2.21 | 0 | 0 | 0 |
| | 0 | 0 | 0 | 0 | 0 | 0 | 0 | 0 | 0 | 0 | 0 |
| | 0 | 0 | 0 | 0 | 0 | 0 | 0 | 0 | 0 | 0 | 0 |
| | 0 | 0 | 0 | 0 | 0 | 0 | 0 | 0 | 0 | 0 | 0 |
| | 119.23 | 68.35 | 0 | 0 | 0 | 0 | 0 | 0 | 0 | 0 | 0 |
| | 0 | 0 | 0 | 0 | 0 | 0 | 0 | 0 | 0 | 0 | 0 |
| | 0 | 0 | 0 | 0 | 0 | 0 | 0 | 0 | 0 | 0 | 0 |
| | 0 | | | | | | | | | | |
| 1983 | 1 | 13 | 2 | 0 | 1 | 7 | 7 | 3.21 | 0 | 0 | 0 |
| | 0 | 0 | 0 | 0 | 0 | 0 | 0 | 0 | 0 | 0 | 0 |
| | 0 | 0 | 0 | 0 | 0 | 0 | 0 | 0 | 0 | 0 | 0 |
| | 0 | 0 | 0 | 0 | 0 | 0 | 0 | 0 | 0 | 0 | 0 |
| | 0 | 866.5161 | 137.2792 | 0 | 0 | 0 | 0 | 0 | 0 | 0 | 0 |
| | 0 | 0 | 0 | 0 | 0 | 0 | 0 | 0 | 0 | 0 | 0 |
| | 0 | 0 | 0 | 0 | 0 | 0 | 0 | 0 | 0 | 0 | 0 |
| | 0 | | | | | | | | | | |
| 1983 | 1 | 13 | 2 | 0 | 1 | 8 | 8 | 6.54 | 0 | 0 | 0 |
| | 0 | 0 | 0 | 0 | 0 | 0 | 0 | 0 | 0 | 0 | 0 |
| | 0 | 0 | 0 | 0 | 0 | 0 | 0 | 0 | 0 | 0 | 0 |
| | 0 | 0 | 0 | 0 | 0 | 0 | 0 | 0 | 0 | 0 | 0 |
| | 0 | 2599.548 | 4424.702 | 68.35 | 0 | 0 | 0 | 0 | 0 | 0 | 0 |
| | 0 | 0 | 0 | 0 | 0 | 0 | 0 | 0 | 0 | 0 | 0 |
| | 0 | 0 | 0 | 0 | 0 | 0 | 0 | 0 | 0 | 0 | 0 |
| | 0 | | | | | | | | | | |
| 1983 | 1 | 13 | 2 | 0 | 1 | 9 | 9 | 9.01 | 0 | 0 | 0 |
| | 0 | 0 | 0 | 0 | 0 | 0 | 0 | 0 | 0 | 0 | 0 |
| | 0 | 0 | 0 | 0 | 0 | 0 | 0 | 0 | 0 | 0 | 0 |
| | 0 | 0 | 0 | 0 | 0 | 0 | 0 | 0 | 0 | 0 | 0 |
| | 0 | 1783.912 | 12160.72 | 136.7 | 0 | 0 | 0 | 0 | 0 | 0 | 0 |
| | 0 | 0 | 0 | 0 | 0 | 0 | 0 | 0 | 0 | 0 | 0 |
| | 0 | 0 | 0 | 0 | 0 | 0 | 0 | 0 | 0 | 0 | 0 |
| | 0 | | | | | | | | | | |
| 1983 | 1 | 13 | 2 | 0 | 1 | 10 | 10 | 13.46 | 0 | 0 | 0 |
| | 0 | 0 | 0 | 0 | 0 | 0 | 0 | 0 | 0 | 0 | 0 |
| | 0 | 0 | 0 | 0 | 0 | 0 | 0 | 0 | 0 | 0 | 0 |
| | 0 | 0 | 0 | 0 | 0 | 0 | 0 | 0 | 0 | 0 | 0 |
| | 0 | 0 | 21146.27 | 666.6092 | 54.4775 | 68.35 | 0 | 0 | 0 | 0 | 0 |
| | 0 | 0 | 0 | 0 | 0 | 0 | 0 | 0 | 0 | 0 | 0 |
| | 0 | 0 | 0 | 0 | 0 | 0 | 0 | 0 | 0 | 0 | 0 |
| | 0 | | | | | | | | | | |
| 1983 | 1 | 13 | 2 | 0 | 1 | 11 | 11 | 15.39 | 0 | 0 | 0 |
| | 0 | 0 | 0 | 0 | 0 | 0 | 0 | 0 | 0 | 0 | 0 |

| | | | | | | | | | | | |
|------|----------|----------|----------|----------|----------|----------|----------|----------|----------|----------|----------|
| | 0 | 0 | 0 | 0 | 0 | 0 | 0 | 0 | 0 | 0 | 0 |
| | 0 | 0 | 0 | 0 | 0 | 0 | 0 | 0 | 0 | 0 | 0 |
| | 0 | 50.88 | 12016.17 | 6404.001 | 80.67 | 0 | 0 | 0 | 0 | 0 | 0 |
| | 0 | 0 | 0 | 0 | 0 | 0 | 0 | 0 | 0 | 0 | 0 |
| | 0 | 0 | 0 | 0 | 0 | 0 | 0 | 0 | 0 | 0 | 0 |
| 1983 | 1 | 13 | 2 | 0 | 1 | 12 | 12 | 12.01 | 0 | 0 | 0 |
| | 0 | 0 | 0 | 0 | 0 | 0 | 0 | 0 | 0 | 0 | 0 |
| | 0 | 0 | 0 | 0 | 0 | 0 | 0 | 0 | 0 | 0 | 0 |
| | 0 | 0 | 0 | 0 | 0 | 0 | 0 | 0 | 0 | 0 | 0 |
| | 0 | 0 | 3910.154 | 6571.06 | 328.8826 | 0 | 0 | 0 | 0 | 0 | 0 |
| | 0 | 0 | 0 | 0 | 0 | 0 | 0 | 0 | 0 | 0 | 0 |
| | 0 | 0 | 0 | 0 | 0 | 0 | 0 | 0 | 0 | 0 | 0 |
| 1983 | 1 | 13 | 2 | 0 | 1 | 13 | 13 | 11.24 | 0 | 0 | 0 |
| | 0 | 0 | 0 | 0 | 0 | 0 | 0 | 0 | 0 | 0 | 0 |
| | 0 | 0 | 0 | 0 | 0 | 0 | 0 | 0 | 0 | 0 | 0 |
| | 0 | 0 | 0 | 0 | 0 | 0 | 0 | 0 | 0 | 0 | 0 |
| | 0 | 0 | 54.4775 | 2676.789 | 643.4669 | 262.5429 | 12.32 | 0 | 0 | 0 | 0 |
| | 0 | 0 | 0 | 0 | 0 | 0 | 0 | 0 | 0 | 0 | 0 |
| | 0 | 0 | 0 | 0 | 0 | 0 | 0 | 0 | 0 | 0 | 0 |
| 1983 | 1 | 13 | 2 | 0 | 1 | 14 | 14 | 14.66 | 0 | 0 | 0 |
| | 0 | 0 | 0 | 0 | 0 | 0 | 0 | 0 | 0 | 0 | 0 |
| | 0 | 0 | 0 | 0 | 0 | 0 | 0 | 0 | 0 | 0 | 0 |
| | 0 | 0 | 0 | 0 | 0 | 0 | 0 | 0 | 0 | 0 | 0 |
| | 0 | 0 | 0 | 2528.666 | 752.7975 | 425.3714 | 57.69429 | 101.76 | 0 | 0 | 0 |
| | 0 | 0 | 0 | 0 | 0 | 0 | 0 | 0 | 0 | 0 | 0 |
| | 0 | 0 | 0 | 0 | 0 | 0 | 0 | 0 | 0 | 0 | 0 |
| 1983 | 1 | 13 | 2 | 0 | 1 | 15 | 15 | 15.87 | 0 | 0 | 0 |
| | 0 | 0 | 0 | 0 | 0 | 0 | 0 | 0 | 0 | 0 | 0 |
| | 0 | 0 | 0 | 0 | 0 | 0 | 0 | 0 | 0 | 0 | 0 |
| | 0 | 0 | 0 | 0 | 0 | 0 | 0 | 0 | 0 | 0 | 0 |
| | 0 | 0 | 0 | 208.0558 | 1549.219 | 859.4029 | 1584.102 | 122.8275 | 0 | 0 | 0 |
| | 0 | 0 | 0 | 0 | 0 | 0 | 0 | 0 | 0 | 0 | 0 |
| | 0 | 0 | 0 | 0 | 0 | 0 | 0 | 0 | 0 | 0 | 0 |
| 1983 | 1 | 13 | 2 | 0 | 1 | 16 | 16 | 19.8 | 0 | 0 | 0 |
| | 0 | 0 | 0 | 0 | 0 | 0 | 0 | 0 | 0 | 0 | 0 |
| | 0 | 0 | 0 | 0 | 0 | 0 | 0 | 0 | 0 | 0 | 0 |
| | 0 | 0 | 0 | 0 | 0 | 0 | 0 | 0 | 0 | 0 | 0 |
| | 0 | 0 | 0 | 0 | 1142.769 | 1002.724 | 1528.884 | 519.3132 | 506.8623 | 212 | 0 |
| | 0 | 0 | 0 | 0 | 0 | 0 | 0 | 0 | 0 | 0 | 0 |
| | 0 | 0 | 0 | 0 | 0 | 0 | 0 | 0 | 0 | 0 | 0 |
| 1983 | 1 | 13 | 2 | 0 | 1 | 17 | 17 | 17.22 | 0 | 0 | 0 |
| | 0 | 0 | 0 | 0 | 0 | 0 | 0 | 0 | 0 | 0 | 0 |
| | 0 | 0 | 0 | 0 | 0 | 0 | 0 | 0 | 0 | 0 | 0 |
| | 0 | 0 | 0 | 0 | 0 | 0 | 0 | 0 | 0 | 0 | 0 |
| | 0 | 0 | 0 | 0 | 128.4152 | 280.35 | 1431.522 | 2042.251 | 1088.317 | 1126.82 | 216.24 |
| | 0 | 0 | 0 | 0 | 0 | 0 | 0 | 0 | 0 | 0 | 0 |
| | 0 | 0 | 0 | 0 | 0 | 0 | 0 | 0 | 0 | 0 | 0 |
| 1983 | 1 | 13 | 2 | 0 | 1 | 18 | 18 | 14.69 | 0 | 0 | 0 |
| | 0 | 0 | 0 | 0 | 0 | 0 | 0 | 0 | 0 | 0 | 0 |
| | 0 | 0 | 0 | 0 | 0 | 0 | 0 | 0 | 0 | 0 | 0 |
| | 0 | 0 | 0 | 0 | 0 | 0 | 0 | 0 | 0 | 0 | 0 |
| | 0 | 0 | 0 | 0 | 0 | 0 | 248.6137 | 996.5949 | 2889.601 | 2068.12 | 956.2608 |
| | 1268.925 | 194.3943 | 196.7652 | 0 | 0 | 0 | 0 | 0 | 0 | 0 | 0 |
| | 0 | 0 | 0 | 0 | 0 | 0 | 0 | 0 | 0 | 0 | 0 |
| 1983 | 1 | 13 | 2 | 0 | 1 | 19 | 19 | 22.54 | 0 | 0 | 0 |
| | 0 | 0 | 0 | 0 | 0 | 0 | 0 | 0 | 0 | 0 | 0 |
| | 0 | 0 | 0 | 0 | 0 | 0 | 0 | 0 | 0 | 0 | 0 |
| | 0 | 0 | 0 | 0 | 0 | 0 | 0 | 0 | 0 | 0 | 0 |
| | 0 | 0 | 0 | 0 | 0 | 0 | 494.1973 | 0 | 601.4855 | 767.8779 | 2585.586 |
| | 3146.363 | 2109.39 | 2240.413 | 1280.573 | 1209.2 | 692.3563 | 867.8847 | 23.36552 | 503.876 | 710.9865 | 277.4352 |
| | 0 | 0 | 0 | 0 | 0 | 0 | 0 | 0 | 0 | 180.2637 | 23.36552 |
| | 138.5473 | | | | | | | | | | |

| | | | | | | | | | | | |
|------------|----------|----------|----------|----------|----------|----------|----------|----------|----------|----------|----------|
| 1983 | 1 | 13 | 2 | 0 | 1 | 20 | 20 | 21.61 | 0 | 0 | 0 |
| | 0 | 0 | 0 | 0 | 0 | 0 | 0 | 0 | 0 | 0 | 0 |
| | 0 | 0 | 0 | 0 | 0 | 0 | 0 | 0 | 0 | 0 | 0 |
| | 0 | 0 | 0 | 0 | 0 | 0 | 0 | 0 | 0 | 0 | 0 |
| | 0 | 0 | 0 | 0 | 0 | 0 | 0 | 0 | 128.4152 | 428.24 | 320.5743 |
| | 1025.795 | 2080.831 | 1261.96 | 472.9337 | 805.596 | 684.1397 | 925.579 | 265.1152 | 385.3137 | 210.9455 | 925.579 |
| | 647.526 | 687.621 | 194.3943 | 323.9137 | 816.3572 | 608.9256 | 1072.866 | 186.1094 | 563.9412 | 628.4005 | 198.6124 |
| 906.11772 | | | | | | | | | | | |
| 1983 | 1 | 13 | 2 | 0 | 1 | 21 | 21 | 16.9 | 0 | 0 | 0 |
| | 0 | 0 | 0 | 0 | 0 | 0 | 0 | 0 | 0 | 0 | 0 |
| | 0 | 0 | 0 | 0 | 0 | 0 | 0 | 0 | 0 | 0 | 0 |
| | 0 | 0 | 0 | 0 | 0 | 0 | 0 | 0 | 0 | 0 | 0 |
| | 0 | 0 | 0 | 0 | 0 | 0 | 0 | 0 | 0 | 0 | 0 |
| | 485.9343 | 1031.431 | 57.69429 | 0 | 624.1605 | 844.6405 | 0 | 967.971 | 819.7265 | 813.6653 | 327.3886 |
| | 128.4152 | 380.5037 | 91.71552 | 115.3886 | 254.4594 | 111.9137 | 0 | 0 | 269.6943 | 0 | 305.5628 |
| 2021.1464 | | | | | | | | | | | |
| 1983 | 1 | 13 | 2 | 0 | 1 | 22 | 22 | 12.75 | 0 | 0 | 0 |
| | 0 | 0 | 0 | 0 | 0 | 0 | 0 | 0 | 0 | 0 | 0 |
| | 0 | 0 | 0 | 0 | 0 | 0 | 0 | 0 | 0 | 0 | 0 |
| | 0 | 0 | 0 | 0 | 0 | 0 | 0 | 0 | 0 | 0 | 0 |
| | 0 | 0 | 0 | 0 | 0 | 0 | 0 | 0 | 0 | 0 | 0 |
| | 0 | 0 | 57.69429 | 343.8105 | 212 | 0 | 0 | 57.69429 | 0 | 0 | 269.6943 |
| | 0 | 0 | 0 | 23.36552 | 343.8105 | 396.5037 | 0 | 0 | 186.1094 | 0 | 0 |
| 1264.83428 | | | | | | | | | | | |
| 1983 | 1 | 13 | 2 | 0 | 1 | 23 | 23 | 4.35 | 0 | 0 | 0 |
| | 0 | 0 | 0 | 0 | 0 | 0 | 0 | 0 | 0 | 0 | 0 |
| | 0 | 0 | 0 | 0 | 0 | 0 | 0 | 0 | 0 | 0 | 0 |
| | 0 | 0 | 0 | 0 | 0 | 0 | 0 | 0 | 0 | 0 | 0 |
| | 0 | 0 | 0 | 0 | 0 | 0 | 0 | 0 | 0 | 0 | 0 |
| | 0 | 0 | 0 | 0 | 0 | 0 | 0 | 0 | 0 | 0 | 0 |
| | 0 | 0 | 0 | 57.69429 | 57.69429 | 0 | 0 | 0 | 0 | 0 | 0 |
| 463.0405 | | | | | | | | | | | |
| 1989 | 1 | 13 | 1 | 0 | 1 | 5 | 5 | 1.07 | 0 | 0 | 17.19367 |
| | 0 | 0 | 0 | 0 | 0 | 0 | 0 | 0 | 0 | 0 | 0 |
| | 0 | 0 | 0 | 0 | 0 | 0 | 0 | 0 | 0 | 0 | 0 |
| | 0 | 0 | 0 | 0 | 0 | 0 | 0 | 0 | 0 | 0 | 0 |
| | 0 | 0 | 0 | 0 | 0 | 0 | 0 | 0 | 0 | 0 | 0 |
| | 0 | 0 | 0 | 0 | 0 | 0 | 0 | 0 | 0 | 0 | 0 |
| | 0 | 0 | 0 | 0 | 0 | 0 | 0 | 0 | 0 | 0 | 0 |
| 0 | | | | | | | | | | | |
| 1989 | 1 | 13 | 1 | 0 | 1 | 7 | 7 | 1.07 | 0 | 0 | 0 |
| | 0 | 17.19367 | 0 | 0 | 0 | 0 | 0 | 0 | 0 | 0 | 0 |
| | 0 | 0 | 0 | 0 | 0 | 0 | 0 | 0 | 0 | 0 | 0 |
| | 0 | 0 | 0 | 0 | 0 | 0 | 0 | 0 | 0 | 0 | 0 |
| | 0 | 0 | 0 | 0 | 0 | 0 | 0 | 0 | 0 | 0 | 0 |
| | 0 | 0 | 0 | 0 | 0 | 0 | 0 | 0 | 0 | 0 | 0 |
| | 0 | 0 | 0 | 0 | 0 | 0 | 0 | 0 | 0 | 0 | 0 |
| 0 | | | | | | | | | | | |
| 1989 | 1 | 13 | 1 | 0 | 1 | 8 | 8 | 2.56 | 0 | 0 | 17.19367 |
| | 35.3694 | 103.162 | 0 | 0 | 0 | 0 | 0 | 0 | 0 | 0 | 0 |
| | 0 | 0 | 0 | 0 | 0 | 0 | 0 | 0 | 0 | 0 | 0 |
| | 0 | 0 | 0 | 0 | 0 | 0 | 0 | 0 | 0 | 0 | 0 |
| | 0 | 0 | 0 | 0 | 0 | 0 | 0 | 0 | 0 | 0 | 0 |
| | 0 | 0 | 0 | 0 | 0 | 0 | 0 | 0 | 0 | 0 | 0 |
| | 0 | 0 | 0 | 0 | 0 | 0 | 0 | 0 | 0 | 0 | 0 |
| 0 | | | | | | | | | | | |
| 1989 | 1 | 13 | 1 | 0 | 1 | 9 | 9 | 2.63 | 0 | 0 | 0 |
| | 0 | 228.428 | 17.19367 | 0 | 0 | 0 | 0 | 0 | 0 | 0 | 0 |
| | 0 | 0 | 0 | 0 | 0 | 0 | 0 | 0 | 0 | 0 | 0 |
| | 0 | 0 | 0 | 0 | 0 | 0 | 0 | 0 | 0 | 0 | 0 |
| | 0 | 0 | 0 | 0 | 0 | 0 | 0 | 0 | 0 | 0 | 0 |
| | 0 | 0 | 0 | 0 | 0 | 0 | 0 | 0 | 0 | 0 | 0 |
| | 0 | 0 | 0 | 0 | 0 | 0 | 0 | 0 | 0 | 0 | 0 |
| 0 | | | | | | | | | | | |
| 1989 | 1 | 13 | 1 | 0 | 1 | 10 | 10 | 4.63 | 0 | 0 | 0 |
| | 0 | 257.4364 | 0 | 17.19367 | 0 | 0 | 0 | 0 | 0 | 0 | 0 |
| | 0 | 0 | 0 | 0 | 0 | 0 | 0 | 0 | 0 | 0 | 0 |
| | 0 | 0 | 0 | 0 | 0 | 0 | 0 | 0 | 0 | 0 | 0 |
| | 0 | 0 | 0 | 0 | 0 | 0 | 0 | 0 | 0 | 0 | 0 |
| | 0 | 0 | 0 | 0 | 0 | 0 | 0 | 0 | 0 | 0 | 0 |
| | 0 | 0 | 0 | 0 | 0 | 0 | 0 | 0 | 0 | 0 | 0 |

| | | | | | | | | | | | |
|------|---|----------|---|----------|----------|----------|----------|----------|----------|-------|---|
| | 0 | 0 | 0 | 0 | 0 | 0 | 0 | 0 | 0 | 0 | 0 |
| | 0 | | | | | | | | | | |
| 1989 | 1 | 13 | 1 | 0 | 1 | 11 | 11 | 2.63 | 0 | 0 | 0 |
| | 0 | 300.1489 | 0 | 0 | 0 | 0 | 0 | 0 | 0 | 0 | 0 |
| | 0 | 0 | 0 | 0 | 0 | 0 | 0 | 0 | 0 | 0 | 0 |
| | 0 | 0 | 0 | 0 | 0 | 0 | 0 | 0 | 0 | 0 | 0 |
| | 0 | 0 | 0 | 0 | 0 | 0 | 0 | 0 | 0 | 0 | 0 |
| | 0 | 0 | 0 | 0 | 0 | 0 | 0 | 0 | 0 | 0 | 0 |
| | 0 | 0 | 0 | 0 | 0 | 0 | 0 | 0 | 0 | 0 | 0 |
| | 0 | 0 | 0 | 0 | 0 | 0 | 0 | 0 | 0 | 0 | 0 |
| | 0 | | | | | | | | | | |
| 1989 | 1 | 13 | 1 | 0 | 1 | 12 | 12 | 2.28 | 0 | 0 | 0 |
| | 0 | 52.56307 | 0 | 0 | 34.38735 | 0 | 0 | 0 | 0 | 0 | 0 |
| | 0 | 0 | 0 | 0 | 0 | 0 | 0 | 0 | 0 | 0 | 0 |
| | 0 | 0 | 0 | 0 | 0 | 0 | 0 | 0 | 0 | 0 | 0 |
| | 0 | 0 | 0 | 0 | 0 | 0 | 0 | 0 | 0 | 0 | 0 |
| | 0 | 0 | 0 | 0 | 0 | 0 | 0 | 0 | 0 | 0 | 0 |
| | 0 | 0 | 0 | 0 | 0 | 0 | 0 | 0 | 0 | 0 | 0 |
| | 0 | 0 | 0 | 0 | 0 | 0 | 0 | 0 | 0 | 0 | 0 |
| | 0 | | | | | | | | | | |
| 1989 | 1 | 13 | 1 | 0 | 1 | 13 | 13 | 4.56 | 0 | 0 | 0 |
| | 0 | 70.7388 | 0 | 62.41367 | 34.38735 | 35.3694 | 0 | 0 | 0 | 0 | 0 |
| | 0 | 0 | 0 | 0 | 0 | 0 | 0 | 0 | 0 | 0 | 0 |
| | 0 | 0 | 0 | 0 | 0 | 0 | 0 | 0 | 0 | 0 | 0 |
| | 0 | 0 | 0 | 0 | 0 | 0 | 0 | 0 | 0 | 0 | 0 |
| | 0 | 0 | 0 | 0 | 0 | 0 | 0 | 0 | 0 | 0 | 0 |
| | 0 | 0 | 0 | 0 | 0 | 0 | 0 | 0 | 0 | 0 | 0 |
| | 0 | 0 | 0 | 0 | 0 | 0 | 0 | 0 | 0 | 0 | 0 |
| | 0 | | | | | | | | | | |
| 1989 | 1 | 13 | 1 | 0 | 1 | 14 | 14 | 2.28 | 0 | 0 | 0 |
| | 0 | 0 | 0 | 7.59 | 0 | 41.97735 | 0 | 0 | 0 | 0 | 0 |
| | 0 | 0 | 0 | 0 | 0 | 0 | 0 | 0 | 0 | 0 | 0 |
| | 0 | 0 | 0 | 0 | 0 | 0 | 0 | 0 | 0 | 0 | 0 |
| | 0 | 0 | 0 | 0 | 0 | 0 | 0 | 0 | 0 | 0 | 0 |
| | 0 | 0 | 0 | 0 | 0 | 0 | 0 | 0 | 0 | 0 | 0 |
| | 0 | 0 | 0 | 0 | 0 | 0 | 0 | 0 | 0 | 0 | 0 |
| | 0 | 0 | 0 | 0 | 0 | 0 | 0 | 0 | 0 | 0 | 0 |
| | 0 | | | | | | | | | | |
| 1989 | 1 | 13 | 1 | 0 | 1 | 15 | 15 | 3.28 | 0 | 0 | 0 |
| | 0 | 0 | 0 | 0 | 35.3694 | 120.3148 | 0 | 0 | 0 | 0 | 0 |
| | 0 | 0 | 0 | 0 | 0 | 0 | 0 | 0 | 0 | 0 | 0 |
| | 0 | 0 | 0 | 0 | 0 | 0 | 0 | 0 | 0 | 0 | 0 |
| | 0 | 0 | 0 | 0 | 0 | 0 | 0 | 0 | 0 | 0 | 0 |
| | 0 | 0 | 0 | 0 | 0 | 0 | 0 | 0 | 0 | 0 | 0 |
| | 0 | 0 | 0 | 0 | 0 | 0 | 0 | 0 | 0 | 0 | 0 |
| | 0 | 0 | 0 | 0 | 0 | 0 | 0 | 0 | 0 | 0 | 0 |
| | 0 | | | | | | | | | | |
| 1989 | 1 | 13 | 1 | 0 | 1 | 16 | 16 | 3.49 | 0 | 0 | 0 |
| | 0 | 0 | 0 | 0 | 179.3333 | 164.1313 | 126.1813 | 0 | 0 | 0 | 0 |
| | 0 | 0 | 0 | 0 | 0 | 0 | 0 | 0 | 0 | 0 | 0 |
| | 0 | 0 | 0 | 0 | 0 | 0 | 0 | 0 | 0 | 0 | 0 |
| | 0 | 0 | 0 | 0 | 0 | 0 | 0 | 0 | 0 | 0 | 0 |
| | 0 | 0 | 0 | 0 | 0 | 0 | 0 | 0 | 0 | 0 | 0 |
| | 0 | 0 | 0 | 0 | 0 | 0 | 0 | 0 | 0 | 0 | 0 |
| | 0 | 0 | 0 | 0 | 0 | 0 | 0 | 0 | 0 | 0 | 0 |
| | 0 | | | | | | | | | | |
| 1989 | 1 | 13 | 1 | 0 | 1 | 17 | 17 | 3.35 | 0 | 0 | 0 |
| | 0 | 0 | 0 | 0 | 65.48333 | 0 | 0 | 191.6647 | 126.1813 | 37.63 | 0 |
| | 0 | 0 | 0 | 0 | 0 | 0 | 0 | 0 | 0 | 0 | 0 |
| | 0 | 0 | 0 | 0 | 0 | 0 | 0 | 0 | 0 | 0 | 0 |
| | 0 | 0 | 0 | 0 | 0 | 0 | 0 | 0 | 0 | 0 | 0 |
| | 0 | 0 | 0 | 0 | 0 | 0 | 0 | 0 | 0 | 0 | 0 |
| | 0 | 0 | 0 | 0 | 0 | 0 | 0 | 0 | 0 | 0 | 0 |
| | 0 | 0 | 0 | 0 | 0 | 0 | 0 | 0 | 0 | 0 | 0 |
| | 0 | | | | | | | | | | |
| 1989 | 1 | 13 | 1 | 0 | 1 | 18 | 18 | 3.21 | 0 | 0 | 0 |
| | 0 | 0 | 0 | 0 | 0 | 44.41478 | 0 | 65.48333 | 1.39 | 0 | 0 |
| | 0 | 0 | 0 | 0 | 0 | 0 | 0 | 0 | 0 | 0 | 0 |
| | 0 | 0 | 0 | 0 | 0 | 0 | 0 | 0 | 0 | 0 | 0 |
| | 0 | 0 | 0 | 0 | 0 | 0 | 0 | 0 | 0 | 0 | 0 |
| | 0 | 0 | 0 | 0 | 0 | 0 | 0 | 0 | 0 | 0 | 0 |
| | 0 | 0 | 0 | 0 | 0 | 0 | 0 | 0 | 0 | 0 | 0 |
| | 0 | 0 | 0 | 0 | 0 | 0 | 0 | 0 | 0 | 0 | 0 |
| | 0 | | | | | | | | | | |
| 1989 | 1 | 13 | 1 | 0 | 1 | 19 | 19 | 3.49 | 0 | 0 | 0 |
| | 0 | 0 | 0 | 0 | 0 | 163.8113 | 40.76583 | 333.8944 | 0 | 0 | 0 |
| | 0 | 0 | 0 | 0 | 0 | 0 | 0 | 0 | 0 | 0 | 0 |
| | 0 | 0 | 0 | 0 | 0 | 0 | 0 | 0 | 0 | 0 | 0 |

| | | | | | | | | | | | |
|------|----------|----------|----------|----------|----------|----------|----------|----------|----------|----------|----------|
| | 0 | 0 | 0 | 0 | 0 | 0 | 0 | 0 | 0 | 0 | 0 |
| | 0 | 0 | 0 | 0 | 0 | 0 | 0 | 0 | 0 | 0 | 0 |
| | 0 | 0 | 0 | 0 | 0 | 0 | 0 | 0 | 0 | 0 | 0 |
| | 0 | | | | | | | | | | |
| 1989 | 1 | 13 | 1 | 0 | 1 | 20 | 20 | 5.56 | 0 | 0 | 0 |
| | 0 | 0 | 0 | 0 | 0 | 0 | 85.18062 | 166.9472 | 252.3627 | 0 | 0 |
| | 1.39 | 65.48333 | 0 | 0 | 0 | 0 | 0 | 0 | 0 | 0 | 0 |
| | 0 | 0 | 0 | 0 | 0 | 0 | 0 | 0 | 0 | 0 | 0 |
| | 0 | 0 | 0 | 0 | 0 | 0 | 0 | 0 | 0 | 0 | 0 |
| | 0 | 0 | 0 | 0 | 0 | 0 | 0 | 0 | 0 | 0 | 0 |
| | 0 | 0 | 0 | 0 | 0 | 0 | 0 | 0 | 0 | 0 | 0 |
| | 0 | 0 | 0 | 0 | 0 | 0 | 0 | 0 | 0 | 0 | 0 |
| | 0 | | | | | | | | | | |
| 1989 | 1 | 13 | 1 | 0 | 1 | 21 | 21 | 2.42 | 0 | 0 | 0 |
| | 0 | 0 | 0 | 0 | 0 | 0 | 126.1813 | 126.1813 | 126.1813 | 39.29 | 0 |
| | 0 | 126.1813 | 0 | 126.1813 | 0 | 0 | 0 | 0 | 0 | 0 | 0 |
| | 0 | 0 | 0 | 0 | 0 | 0 | 0 | 0 | 0 | 0 | 0 |
| | 0 | 0 | 0 | 0 | 0 | 0 | 0 | 0 | 0 | 0 | 0 |
| | 0 | 0 | 0 | 0 | 0 | 0 | 0 | 0 | 0 | 0 | 0 |
| | 0 | 0 | 0 | 0 | 0 | 0 | 0 | 0 | 0 | 0 | 0 |
| | 0 | 0 | 0 | 0 | 0 | 0 | 0 | 0 | 0 | 0 | 0 |
| | 0 | | | | | | | | | | |
| 1989 | 1 | 13 | 1 | 0 | 1 | 22 | 22 | 3.56 | 0 | 0 | 0 |
| | 0 | 0 | 0 | 0 | 0 | 0 | 0 | 0 | 1.39 | 0 | 126.1813 |
| | 40.76583 | 126.1813 | 0 | 0 | 126.1813 | 0 | 0 | 0 | 0 | 0 | 0 |
| | 0 | 0 | 0 | 0 | 0 | 0 | 0 | 126.1813 | 0 | 252.3626 | 0 |
| | 0 | 0 | 0 | 0 | 0 | 0 | 0 | 0 | 0 | 0 | 0 |
| | 0 | 0 | 0 | 0 | 0 | 0 | 0 | 0 | 0 | 0 | 0 |
| | 0 | 0 | 0 | 0 | 0 | 0 | 0 | 0 | 0 | 0 | 0 |
| | 0 | | | | | | | | | | |
| 1989 | 1 | 13 | 1 | 0 | 1 | 23 | 23 | 6.7 | 0 | 0 | 0 |
| | 0 | 0 | 0 | 0 | 0 | 0 | 0 | 108.0475 | 0 | 0 | 126.1813 |
| | 5807.062 | 40.76583 | 65.48333 | 126.1813 | 0 | 0 | 0 | 0 | 126.1813 | 0 | 0 |
| | 126.1813 | 0 | 0 | 0 | 0 | 0 | 0 | 0 | 0 | 0 | 0 |
| | 0 | 0 | 0 | 0 | 0 | 0 | 0 | 0 | 0 | 0 | 0 |
| | 0 | 0 | 0 | 0 | 0 | 0 | 0 | 0 | 0 | 0 | 0 |
| | 0 | 0 | 0 | 0 | 0 | 0 | 0 | 0 | 0 | 0 | 0 |
| | 0 | | | | | | | | | | |
| 1989 | 1 | 13 | 1 | 0 | 1 | 24 | 24 | 5.49 | 0 | 0 | 0 |
| | 0 | 0 | 0 | 0 | 0 | 0 | 0 | 0 | 1.39 | 0 | 2883.886 |
| | 1.39 | 2883.886 | 0 | 126.1813 | 0 | 108.0475 | 0 | 108.0475 | 0 | 0 | 0 |
| | 0 | 0 | 0 | 0 | 0 | 0 | 0 | 0 | 0 | 0 | 0 |
| | 0 | 0 | 0 | 0 | 0 | 0 | 0 | 0 | 0 | 0 | 0 |
| | 0 | 0 | 0 | 0 | 0 | 0 | 0 | 0 | 0 | 0 | 0 |
| | 0 | 0 | 0 | 0 | 0 | 0 | 0 | 0 | 0 | 0 | 0 |
| | 0 | | | | | | | | | | |
| 1989 | 1 | 13 | 1 | 0 | 1 | 27 | 27 | 1.07 | 0 | 0 | 0 |
| | 0 | 0 | 0 | 0 | 0 | 0 | 0 | 0 | 0 | 0 | 0 |
| | 0 | 0 | 0 | 0 | 0 | 0 | 0 | 0 | 0 | 0 | 2883.886 |
| | 0 | 0 | 0 | 0 | 0 | 0 | 0 | 0 | 0 | 0 | 0 |
| | 0 | 0 | 0 | 0 | 0 | 0 | 0 | 0 | 0 | 0 | 0 |
| | 0 | 0 | 0 | 0 | 0 | 0 | 0 | 0 | 0 | 0 | 0 |
| | 0 | 0 | 0 | 0 | 0 | 0 | 0 | 0 | 0 | 0 | 0 |
| | 0 | | | | | | | | | | |
| 1989 | 1 | 13 | 2 | 0 | 1 | 4 | 4 | 1.07 | 0 | 0 | 0 |
| | 0 | 0 | 0 | 0 | 0 | 0 | 0 | 0 | 0 | 0 | 0 |
| | 0 | 0 | 0 | 0 | 0 | 0 | 0 | 0 | 0 | 0 | 0 |
| | 0 | 0 | 0 | 0 | 0 | 0 | 0 | 0 | 0 | 0 | 0 |
| | 0 | 17.19367 | 0 | 0 | 0 | 0 | 0 | 0 | 0 | 0 | 0 |
| | 0 | 0 | 0 | 0 | 0 | 0 | 0 | 0 | 0 | 0 | 0 |
| | 0 | 0 | 0 | 0 | 0 | 0 | 0 | 0 | 0 | 0 | 0 |
| | 0 | | | | | | | | | | |
| 1989 | 1 | 13 | 2 | 0 | 1 | 5 | 5 | 1.14 | 0 | 0 | 0 |
| | 0 | 0 | 0 | 0 | 0 | 0 | 0 | 0 | 0 | 0 | 0 |
| | 0 | 0 | 0 | 0 | 0 | 0 | 0 | 0 | 0 | 0 | 0 |
| | 0 | 0 | 0 | 0 | 0 | 0 | 0 | 0 | 0 | 0 | 0 |
| | 0 | 34.38735 | 0 | 0 | 0 | 0 | 0 | 0 | 0 | 0 | 0 |
| | 0 | 0 | 0 | 0 | 0 | 0 | 0 | 0 | 0 | 0 | 0 |
| | 0 | 0 | 0 | 0 | 0 | 0 | 0 | 0 | 0 | 0 | 0 |
| | 0 | | | | | | | | | | |
| 1989 | 1 | 13 | 2 | 0 | 1 | 6 | 6 | 1.07 | 0 | 0 | 0 |
| | 0 | 0 | 0 | 0 | 0 | 0 | 0 | 0 | 0 | 0 | 0 |

| | | | | | | | | | | | |
|------|---|----|---|----------|----------|----------|----------|------|---|---|---|
| | 0 | 0 | 0 | 0 | 0 | 0 | 0 | 0 | 0 | 0 | 0 |
| | 0 | 0 | 0 | 0 | 0 | 0 | 0 | 0 | 0 | 0 | 0 |
| | 0 | 0 | 0 | 35.3694 | 0 | 0 | 0 | 0 | 0 | 0 | 0 |
| | 0 | 0 | 0 | 0 | 0 | 0 | 0 | 0 | 0 | 0 | 0 |
| | 0 | 0 | 0 | 0 | 0 | 0 | 0 | 0 | 0 | 0 | 0 |
| 1989 | 1 | 13 | 2 | 0 | 1 | 7 | 7 | 2.28 | 0 | 0 | 0 |
| | 0 | 0 | 0 | 0 | 0 | 0 | 0 | 0 | 0 | 0 | 0 |
| | 0 | 0 | 0 | 0 | 0 | 0 | 0 | 0 | 0 | 0 | 0 |
| | 0 | 0 | 0 | 0 | 0 | 0 | 0 | 0 | 0 | 0 | 0 |
| | 0 | 0 | 0 | 86.95042 | 0 | 0 | 0 | 0 | 0 | 0 | 0 |
| | 0 | 0 | 0 | 0 | 0 | 0 | 0 | 0 | 0 | 0 | 0 |
| | 0 | 0 | 0 | 0 | 0 | 0 | 0 | 0 | 0 | 0 | 0 |
| 1989 | 1 | 13 | 2 | 0 | 1 | 8 | 8 | 2.63 | 0 | 0 | 0 |
| | 0 | 0 | 0 | 0 | 0 | 0 | 0 | 0 | 0 | 0 | 0 |
| | 0 | 0 | 0 | 0 | 0 | 0 | 0 | 0 | 0 | 0 | 0 |
| | 0 | 0 | 0 | 0 | 0 | 0 | 0 | 0 | 0 | 0 | 0 |
| | 0 | 0 | 0 | 192.0766 | 17.19367 | 0 | 0 | 0 | 0 | 0 | 0 |
| | 0 | 0 | 0 | 0 | 0 | 0 | 0 | 0 | 0 | 0 | 0 |
| | 0 | 0 | 0 | 0 | 0 | 0 | 0 | 0 | 0 | 0 | 0 |
| 1989 | 1 | 13 | 2 | 0 | 1 | 9 | 9 | 2.56 | 0 | 0 | 0 |
| | 0 | 0 | 0 | 0 | 0 | 0 | 0 | 0 | 0 | 0 | 0 |
| | 0 | 0 | 0 | 0 | 0 | 0 | 0 | 0 | 0 | 0 | 0 |
| | 0 | 0 | 0 | 0 | 0 | 0 | 0 | 0 | 0 | 0 | 0 |
| | 0 | 0 | 0 | 120.3557 | 35.3694 | 0 | 0 | 0 | 0 | 0 | 0 |
| | 0 | 0 | 0 | 0 | 0 | 0 | 0 | 0 | 0 | 0 | 0 |
| | 0 | 0 | 0 | 0 | 0 | 0 | 0 | 0 | 0 | 0 | 0 |
| 1989 | 1 | 13 | 2 | 0 | 1 | 10 | 10 | 1.49 | 0 | 0 | 0 |
| | 0 | 0 | 0 | 0 | 0 | 0 | 0 | 0 | 0 | 0 | 0 |
| | 0 | 0 | 0 | 0 | 0 | 0 | 0 | 0 | 0 | 0 | 0 |
| | 0 | 0 | 0 | 0 | 0 | 0 | 0 | 0 | 0 | 0 | 0 |
| | 0 | 0 | 0 | 247.5858 | 0 | 0 | 0 | 0 | 0 | 0 | 0 |
| | 0 | 0 | 0 | 0 | 0 | 0 | 0 | 0 | 0 | 0 | 0 |
| | 0 | 0 | 0 | 0 | 0 | 0 | 0 | 0 | 0 | 0 | 0 |
| 1989 | 1 | 13 | 2 | 0 | 1 | 11 | 11 | 2.56 | 0 | 0 | 0 |
| | 0 | 0 | 0 | 0 | 0 | 0 | 0 | 0 | 0 | 0 | 0 |
| | 0 | 0 | 0 | 0 | 0 | 0 | 0 | 0 | 0 | 0 | 0 |
| | 0 | 0 | 0 | 0 | 0 | 0 | 0 | 0 | 0 | 0 | 0 |
| | 0 | 0 | 0 | 229.4101 | 0 | 0 | 17.19367 | 0 | 0 | 0 | 0 |
| | 0 | 0 | 0 | 0 | 0 | 0 | 0 | 0 | 0 | 0 | 0 |
| | 0 | 0 | 0 | 0 | 0 | 0 | 0 | 0 | 0 | 0 | 0 |
| 1989 | 1 | 13 | 2 | 0 | 1 | 12 | 12 | 2.35 | 0 | 0 | 0 |
| | 0 | 0 | 0 | 0 | 0 | 0 | 0 | 0 | 0 | 0 | 0 |
| | 0 | 0 | 0 | 0 | 0 | 0 | 0 | 0 | 0 | 0 | 0 |
| | 0 | 0 | 0 | 0 | 0 | 0 | 0 | 0 | 0 | 0 | 0 |
| | 0 | 0 | 0 | 123.3019 | 0 | 35.3694 | 0 | 0 | 0 | 0 | 0 |
| | 0 | 0 | 0 | 0 | 0 | 0 | 0 | 0 | 0 | 0 | 0 |
| | 0 | 0 | 0 | 0 | 0 | 0 | 0 | 0 | 0 | 0 | 0 |
| 1989 | 1 | 13 | 2 | 0 | 1 | 13 | 13 | 3.42 | 0 | 0 | 0 |
| | 0 | 0 | 0 | 0 | 0 | 0 | 0 | 0 | 0 | 0 | 0 |
| | 0 | 0 | 0 | 0 | 0 | 0 | 0 | 0 | 0 | 0 | 0 |
| | 0 | 0 | 0 | 0 | 0 | 0 | 0 | 0 | 0 | 0 | 0 |
| | 0 | 0 | 0 | 35.3694 | 35.3694 | 54.82367 | 34.38735 | 0 | 0 | 0 | 0 |
| | 0 | 0 | 0 | 0 | 0 | 0 | 0 | 0 | 0 | 0 | 0 |
| | 0 | 0 | 0 | 0 | 0 | 0 | 0 | 0 | 0 | 0 | 0 |
| 1989 | 1 | 13 | 2 | 0 | 1 | 14 | 14 | 1.07 | 0 | 0 | 0 |
| | 0 | 0 | 0 | 0 | 0 | 0 | 0 | 0 | 0 | 0 | 0 |
| | 0 | 0 | 0 | 0 | 0 | 0 | 0 | 0 | 0 | 0 | 0 |
| | 0 | 0 | 0 | 0 | 0 | 0 | 0 | 0 | 0 | 0 | 0 |
| | 0 | 0 | 0 | 0 | 0 | 37.63 | 0 | 0 | 0 | 0 | 0 |
| | 0 | 0 | 0 | 0 | 0 | 0 | 0 | 0 | 0 | 0 | 0 |
| | 0 | 0 | 0 | 0 | 0 | 0 | 0 | 0 | 0 | 0 | 0 |

| | | | | | | | | | | | |
|------|-----------|----------|----------|----------|----------|----------|----------|----------|----------|----------|----------|
| 1989 | 1 | 13 | 2 | 0 | 1 | 15 | 15 | 2.28 | 0 | 0 | 0 |
| | 0 | 0 | 0 | 0 | 0 | 0 | 0 | 0 | 0 | 0 | 0 |
| | 0 | 0 | 0 | 0 | 0 | 0 | 0 | 0 | 0 | 0 | 0 |
| | 0 | 0 | 0 | 0 | 0 | 0 | 0 | 0 | 0 | 0 | 0 |
| | 0 | 0 | 0 | 0 | 0 | 44.41478 | 106.0232 | 0 | 0 | 0 | 0 |
| | 0 | 0 | 0 | 0 | 0 | 0 | 0 | 0 | 0 | 0 | 0 |
| | 0 | 0 | 0 | 0 | 0 | 0 | 0 | 0 | 0 | 0 | 0 |
| | 0 | 0 | 0 | 0 | 0 | 0 | 0 | 0 | 0 | 0 | 0 |
| 1989 | 1 | 13 | 2 | 0 | 1 | 16 | 16 | 5.63 | 0 | 0 | 0 |
| | 0 | 0 | 0 | 0 | 0 | 0 | 0 | 0 | 0 | 0 | 0 |
| | 0 | 0 | 0 | 0 | 0 | 0 | 0 | 0 | 0 | 0 | 0 |
| | 0 | 0 | 0 | 0 | 0 | 0 | 0 | 0 | 0 | 0 | 0 |
| | 0 | 0 | 0 | 0 | 0 | 0 | 0 | 0 | 0 | 0 | 0 |
| | 0 | 0 | 0 | 0 | 0 | 65.48333 | 252.9609 | 170.5961 | 85.18062 | 0 | 0 |
| | 0 | 0 | 0 | 0 | 0 | 0 | 0 | 0 | 0 | 0 | 0 |
| | 0 | 0 | 0 | 0 | 0 | 0 | 0 | 0 | 0 | 0 | 0 |
| 1989 | 1 | 13 | 2 | 0 | 1 | 17 | 17 | 6.77 | 0 | 0 | 0 |
| | 0 | 0 | 0 | 0 | 0 | 0 | 0 | 0 | 0 | 0 | 0 |
| | 0 | 0 | 0 | 0 | 0 | 0 | 0 | 0 | 0 | 0 | 0 |
| | 0 | 0 | 0 | 0 | 0 | 0 | 0 | 0 | 0 | 0 | 0 |
| | 0 | 0 | 0 | 0 | 0 | 0 | 0 | 0 | 0 | 0 | 0 |
| | 95.735 | 0 | 0 | 0 | 0 | 0 | 44.41478 | 0 | 150.6639 | 170.5961 | 378.544 |
| | 0 | 0 | 0 | 0 | 0 | 0 | 0 | 0 | 0 | 0 | 0 |
| | 0 | 0 | 0 | 0 | 0 | 0 | 0 | 0 | 0 | 0 | 0 |
| 1989 | 1 | 13 | 2 | 0 | 1 | 18 | 18 | 9.19 | 0 | 0 | 0 |
| | 0 | 0 | 0 | 0 | 0 | 0 | 0 | 0 | 0 | 0 | 0 |
| | 0 | 0 | 0 | 0 | 0 | 0 | 0 | 0 | 0 | 0 | 0 |
| | 0 | 0 | 0 | 0 | 0 | 0 | 0 | 0 | 0 | 0 | 0 |
| | 0 | 0 | 0 | 0 | 0 | 0 | 0 | 0 | 0 | 0 | 0 |
| | 80.05583 | 126.1813 | 65.48333 | 0 | 0 | 0 | 44.41478 | 126.1813 | 189.6893 | 373.6975 | 80.05583 |
| | 0 | 0 | 0 | 0 | 0 | 0 | 0 | 0 | 0 | 0 | 0 |
| | 0 | 0 | 0 | 0 | 0 | 0 | 0 | 0 | 0 | 0 | 0 |
| 1989 | 1 | 13 | 2 | 0 | 1 | 19 | 19 | 7.05 | 0 | 0 | 0 |
| | 0 | 0 | 0 | 0 | 0 | 0 | 0 | 0 | 0 | 0 | 0 |
| | 0 | 0 | 0 | 0 | 0 | 0 | 0 | 0 | 0 | 0 | 0 |
| | 0 | 0 | 0 | 0 | 0 | 0 | 0 | 0 | 0 | 0 | 0 |
| | 0 | 0 | 0 | 0 | 0 | 0 | 0 | 0 | 0 | 0 | 0 |
| | 165.4713 | 126.1813 | 39.29 | 126.1813 | 0 | 0 | 44.41478 | 0 | 298.1675 | 271.7205 | 0 |
| | 0 | 0 | 0 | 0 | 0 | 0 | 126.1813 | 0 | 0 | 0 | 0 |
| | 0 | 0 | 0 | 0 | 0 | 0 | 0 | 0 | 0 | 0 | 0 |
| 1989 | 1 | 13 | 2 | 0 | 1 | 20 | 20 | 5.98 | 0 | 0 | 0 |
| | 0 | 0 | 0 | 0 | 0 | 0 | 0 | 0 | 0 | 0 | 0 |
| | 0 | 0 | 0 | 0 | 0 | 0 | 0 | 0 | 0 | 0 | 0 |
| | 0 | 0 | 0 | 0 | 0 | 0 | 0 | 0 | 0 | 0 | 0 |
| | 0 | 0 | 0 | 0 | 0 | 0 | 0 | 0 | 0 | 0 | 0 |
| | 0 | 165.4713 | 252.3627 | 39.29 | 170.5961 | 0 | 0 | 0 | 39.29 | 191.6647 | 0 |
| | 0 | 0 | 0 | 126.1813 | 0 | 0 | 83.70478 | 37.63 | 0 | 0 | 0 |
| | 0 | 0 | 0 | 0 | 0 | 0 | 0 | 0 | 0 | 0 | 0 |
| 1989 | 1 | 13 | 2 | 0 | 1 | 21 | 21 | 4.56 | 0 | 0 | 0 |
| | 0 | 0 | 0 | 0 | 0 | 0 | 0 | 0 | 0 | 0 | 0 |
| | 0 | 0 | 0 | 0 | 0 | 0 | 0 | 0 | 0 | 0 | 0 |
| | 0 | 0 | 0 | 0 | 0 | 0 | 0 | 0 | 0 | 0 | 0 |
| | 0 | 0 | 0 | 0 | 0 | 0 | 0 | 0 | 0 | 0 | 0 |
| | 0 | 0 | 39.29 | 0 | 0 | 0 | 0 | 65.48333 | 0 | 1.39 | 0 |
| | 65.48333 | 0 | 0 | 0 | 0 | 0 | 78.58 | 0 | 0 | 0 | 0 |
| | 0 | 0 | 0 | 0 | 0 | 0 | 0 | 0 | 191.6647 | 0 | 0 |
| 1989 | 1 | 13 | 2 | 0 | 1 | 22 | 22 | 4.28 | 0 | 0 | 0 |
| | 0 | 0 | 0 | 0 | 0 | 0 | 0 | 0 | 0 | 0 | 0 |
| | 0 | 0 | 0 | 0 | 0 | 0 | 0 | 0 | 0 | 0 | 0 |
| | 0 | 0 | 0 | 0 | 0 | 0 | 0 | 0 | 0 | 0 | 0 |
| | 0 | 0 | 0 | 0 | 0 | 0 | 0 | 0 | 0 | 0 | 0 |
| | 0 | 0 | 0 | 0 | 0 | 0 | 0 | 108.0475 | 0 | 0 | 0 |
| | 0 | 0 | 0 | 0 | 0 | 0 | 0 | 0 | 0 | 65.48333 | 0 |
| | 170.59608 | | | | | | | | | | |
| 1989 | 1 | 13 | 2 | 0 | 1 | 23 | 23 | 1.07 | 0 | 0 | 0 |
| | 0 | 0 | 0 | 0 | 0 | 0 | 0 | 0 | 0 | 0 | 0 |
| | 0 | 0 | 0 | 0 | 0 | 0 | 0 | 0 | 0 | 0 | 0 |
| | 0 | 0 | 0 | 0 | 0 | 0 | 0 | 0 | 0 | 0 | 0 |
| | 0 | 0 | 0 | 0 | 0 | 0 | 0 | 0 | 0 | 0 | 0 |
| | 0 | 0 | 0 | 0 | 0 | 0 | 0 | 0 | 0 | 0 | 0 |
| | 0 | 0 | 0 | 0 | 0 | 0 | 0 | 126.1813 | 0 | 0 | 0 |

| | | | | | | | | | | | |
|------|----------|----------|----------|----------|----------|----------|----|------|---|---|------|
| | 0 | 0 | 0 | 0 | 0 | 0 | 0 | 0 | 0 | 0 | 0 |
| | 0 | | | | | | | | | | |
| 1992 | 1 | 13 | 1 | 0 | 1 | 5 | 5 | 1.07 | 0 | 0 | 6.72 |
| | 0 | 0 | 0 | 0 | 0 | 0 | 0 | 0 | 0 | 0 | 0 |
| | 0 | 0 | 0 | 0 | 0 | 0 | 0 | 0 | 0 | 0 | 0 |
| | 0 | 0 | 0 | 0 | 0 | 0 | 0 | 0 | 0 | 0 | 0 |
| | 0 | 0 | 0 | 0 | 0 | 0 | 0 | 0 | 0 | 0 | 0 |
| | 0 | 0 | 0 | 0 | 0 | 0 | 0 | 0 | 0 | 0 | 0 |
| | 0 | 0 | 0 | 0 | 0 | 0 | 0 | 0 | 0 | 0 | 0 |
| | 0 | 0 | 0 | 0 | 0 | 0 | 0 | 0 | 0 | 0 | 0 |
| | 0 | | | | | | | | | | |
| 1992 | 1 | 13 | 1 | 0 | 1 | 7 | 7 | 1.07 | 0 | 0 | 0 |
| | 46.93345 | 0 | 0 | 0 | 0 | 0 | 0 | 0 | 0 | 0 | 0 |
| | 0 | 0 | 0 | 0 | 0 | 0 | 0 | 0 | 0 | 0 | 0 |
| | 0 | 0 | 0 | 0 | 0 | 0 | 0 | 0 | 0 | 0 | 0 |
| | 0 | 0 | 0 | 0 | 0 | 0 | 0 | 0 | 0 | 0 | 0 |
| | 0 | 0 | 0 | 0 | 0 | 0 | 0 | 0 | 0 | 0 | 0 |
| | 0 | 0 | 0 | 0 | 0 | 0 | 0 | 0 | 0 | 0 | 0 |
| | 0 | 0 | 0 | 0 | 0 | 0 | 0 | 0 | 0 | 0 | 0 |
| | 0 | | | | | | | | | | |
| 1992 | 1 | 13 | 1 | 0 | 1 | 8 | 8 | 1.14 | 0 | 0 | 0 |
| | 0 | 46.93345 | 0 | 46.93345 | 0 | 0 | 0 | 0 | 0 | 0 | 0 |
| | 0 | 0 | 0 | 0 | 0 | 0 | 0 | 0 | 0 | 0 | 0 |
| | 0 | 0 | 0 | 0 | 0 | 0 | 0 | 0 | 0 | 0 | 0 |
| | 0 | 0 | 0 | 0 | 0 | 0 | 0 | 0 | 0 | 0 | 0 |
| | 0 | 0 | 0 | 0 | 0 | 0 | 0 | 0 | 0 | 0 | 0 |
| | 0 | 0 | 0 | 0 | 0 | 0 | 0 | 0 | 0 | 0 | 0 |
| | 0 | 0 | 0 | 0 | 0 | 0 | 0 | 0 | 0 | 0 | 0 |
| | 0 | | | | | | | | | | |
| 1992 | 1 | 13 | 1 | 0 | 1 | 9 | 9 | 1.14 | 0 | 0 | 0 |
| | 93.8669 | 0 | 0 | 0 | 0 | 0 | 0 | 0 | 0 | 0 | 0 |
| | 0 | 0 | 0 | 0 | 0 | 0 | 0 | 0 | 0 | 0 | 0 |
| | 0 | 0 | 0 | 0 | 0 | 0 | 0 | 0 | 0 | 0 | 0 |
| | 0 | 0 | 0 | 0 | 0 | 0 | 0 | 0 | 0 | 0 | 0 |
| | 0 | 0 | 0 | 0 | 0 | 0 | 0 | 0 | 0 | 0 | 0 |
| | 0 | 0 | 0 | 0 | 0 | 0 | 0 | 0 | 0 | 0 | 0 |
| | 0 | 0 | 0 | 0 | 0 | 0 | 0 | 0 | 0 | 0 | 0 |
| | 0 | | | | | | | | | | |
| 1992 | 1 | 13 | 1 | 0 | 1 | 10 | 10 | 1.21 | 0 | 0 | 0 |
| | 93.8669 | 46.93345 | 0 | 0 | 0 | 0 | 0 | 0 | 0 | 0 | 0 |
| | 0 | 0 | 0 | 0 | 0 | 0 | 0 | 0 | 0 | 0 | 0 |
| | 0 | 0 | 0 | 0 | 0 | 0 | 0 | 0 | 0 | 0 | 0 |
| | 0 | 0 | 0 | 0 | 0 | 0 | 0 | 0 | 0 | 0 | 0 |
| | 0 | 0 | 0 | 0 | 0 | 0 | 0 | 0 | 0 | 0 | 0 |
| | 0 | 0 | 0 | 0 | 0 | 0 | 0 | 0 | 0 | 0 | 0 |
| | 0 | 0 | 0 | 0 | 0 | 0 | 0 | 0 | 0 | 0 | 0 |
| | 0 | | | | | | | | | | |
| 1992 | 1 | 13 | 1 | 0 | 1 | 11 | 11 | 2.21 | 0 | 0 | 0 |
| | 0 | 46.93345 | 53.65345 | 0 | 0 | 0 | 0 | 0 | 0 | 0 | 0 |
| | 0 | 0 | 0 | 0 | 0 | 0 | 0 | 0 | 0 | 0 | 0 |
| | 0 | 0 | 0 | 0 | 0 | 0 | 0 | 0 | 0 | 0 | 0 |
| | 0 | 0 | 0 | 0 | 0 | 0 | 0 | 0 | 0 | 0 | 0 |
| | 0 | 0 | 0 | 0 | 0 | 0 | 0 | 0 | 0 | 0 | 0 |
| | 0 | 0 | 0 | 0 | 0 | 0 | 0 | 0 | 0 | 0 | 0 |
| | 0 | 0 | 0 | 0 | 0 | 0 | 0 | 0 | 0 | 0 | 0 |
| | 0 | | | | | | | | | | |
| 1992 | 1 | 13 | 1 | 0 | 1 | 12 | 12 | 2.21 | 0 | 0 | 0 |
| | 0 | 0 | 46.93345 | 51.62182 | 0 | 0 | 0 | 0 | 0 | 0 | 0 |
| | 0 | 0 | 0 | 0 | 0 | 0 | 0 | 0 | 0 | 0 | 0 |
| | 0 | 0 | 0 | 0 | 0 | 0 | 0 | 0 | 0 | 0 | 0 |
| | 0 | 0 | 0 | 0 | 0 | 0 | 0 | 0 | 0 | 0 | 0 |
| | 0 | 0 | 0 | 0 | 0 | 0 | 0 | 0 | 0 | 0 | 0 |
| | 0 | 0 | 0 | 0 | 0 | 0 | 0 | 0 | 0 | 0 | 0 |
| | 0 | 0 | 0 | 0 | 0 | 0 | 0 | 0 | 0 | 0 | 0 |
| | 0 | | | | | | | | | | |
| 1992 | 1 | 13 | 1 | 0 | 1 | 13 | 13 | 2.35 | 0 | 0 | 0 |
| | 93.8669 | 0 | 0 | 93.8669 | 4.688372 | 0 | 0 | 0 | 0 | 0 | 0 |
| | 0 | 0 | 0 | 0 | 0 | 0 | 0 | 0 | 0 | 0 | 0 |
| | 0 | 0 | 0 | 0 | 0 | 0 | 0 | 0 | 0 | 0 | 0 |
| | 0 | 0 | 0 | 0 | 0 | 0 | 0 | 0 | 0 | 0 | 0 |
| | 0 | 0 | 0 | 0 | 0 | 0 | 0 | 0 | 0 | 0 | 0 |
| | 0 | 0 | 0 | 0 | 0 | 0 | 0 | 0 | 0 | 0 | 0 |
| | 0 | 0 | 0 | 0 | 0 | 0 | 0 | 0 | 0 | 0 | 0 |
| | 0 | | | | | | | | | | |
| 1992 | 1 | 13 | 1 | 0 | 1 | 14 | 14 | 1.42 | 0 | 0 | 0 |
| | 0 | 0 | 46.93345 | 93.8669 | 93.8669 | 46.93345 | 0 | 0 | 0 | 0 | 0 |
| | 0 | 0 | 0 | 0 | 0 | 0 | 0 | 0 | 0 | 0 | 0 |
| | 0 | 0 | 0 | 0 | 0 | 0 | 0 | 0 | 0 | 0 | 0 |

| | | | | | | | | | | | |
|------|---|-------|-------|----------|----------|----------|----------|----------|----------|----------|----------|
| | 0 | 0 | 0 | 0 | 0 | 0 | 0 | 0 | 0 | 0 | 0 |
| | 0 | 0 | 0 | 0 | 0 | 0 | 0 | 0 | 0 | 0 | 0 |
| | 0 | 0 | 0 | 0 | 0 | 0 | 0 | 0 | 0 | 0 | 0 |
| | 0 | | | | | | | | | | |
| 1992 | 1 | 13 | 1 | 0 | 1 | 15 | 15 | 2.7 | 0 | 0 | 0 |
| | 0 | 0 | 0 | 98.55527 | 103.2436 | 93.8669 | 4.688372 | 0 | 0 | 0 | 0 |
| | 0 | 0 | 0 | 0 | 0 | 0 | 0 | 0 | 0 | 0 | 0 |
| | 0 | 0 | 0 | 0 | 0 | 0 | 0 | 0 | 0 | 0 | 0 |
| | 0 | 0 | 0 | 0 | 0 | 0 | 0 | 0 | 0 | 0 | 0 |
| | 0 | 0 | 0 | 0 | 0 | 0 | 0 | 0 | 0 | 0 | 0 |
| | 0 | 0 | 0 | 0 | 0 | 0 | 0 | 0 | 0 | 0 | 0 |
| | 0 | 0 | 0 | 0 | 0 | 0 | 0 | 0 | 0 | 0 | 0 |
| | 0 | | | | | | | | | | |
| 1992 | 1 | 13 | 1 | 0 | 1 | 16 | 16 | 3.7 | 0 | 0 | 0 |
| | 0 | 0 | 0 | 98.55527 | 140.8003 | 98.55527 | 0 | 0 | 0 | 0 | 0 |
| | 0 | 0 | 0 | 12.78 | 0 | 0 | 0 | 0 | 0 | 0 | 0 |
| | 0 | 0 | 0 | 0 | 0 | 0 | 0 | 0 | 0 | 0 | 0 |
| | 0 | 0 | 0 | 0 | 0 | 0 | 0 | 0 | 0 | 0 | 0 |
| | 0 | 0 | 0 | 0 | 0 | 0 | 0 | 0 | 0 | 0 | 0 |
| | 0 | 0 | 0 | 0 | 0 | 0 | 0 | 0 | 0 | 0 | 0 |
| | 0 | 0 | 0 | 0 | 0 | 0 | 0 | 0 | 0 | 0 | 0 |
| | 0 | | | | | | | | | | |
| 1992 | 1 | 13 | 1 | 0 | 1 | 17 | 17 | 3.42 | 0 | 0 | 0 |
| | 0 | 0 | 0 | 0 | 51.62182 | 56.31019 | 0 | 5.12 | 0 | 0 | 0 |
| | 0 | 0 | 0 | 0 | 0 | 0 | 0 | 0 | 0 | 0 | 0 |
| | 0 | 0 | 0 | 0 | 0 | 0 | 0 | 0 | 0 | 0 | 0 |
| | 0 | 0 | 0 | 0 | 0 | 0 | 0 | 0 | 0 | 0 | 0 |
| | 0 | 0 | 0 | 0 | 0 | 0 | 0 | 0 | 0 | 0 | 0 |
| | 0 | 0 | 0 | 0 | 0 | 0 | 0 | 0 | 0 | 0 | 0 |
| | 0 | 0 | 0 | 0 | 0 | 0 | 0 | 0 | 0 | 0 | 0 |
| | 0 | | | | | | | | | | |
| 1992 | 1 | 13 | 1 | 0 | 1 | 18 | 18 | 3.35 | 0 | 0 | 0 |
| | 0 | 0 | 0 | 8.96 | 4.688372 | 4.688372 | 46.93345 | 4.688372 | 0 | 0 | 0 |
| | 0 | 0 | 0 | 0 | 0 | 0 | 0 | 0 | 0 | 0 | 0 |
| | 0 | 0 | 0 | 0 | 0 | 0 | 0 | 0 | 0 | 0 | 0 |
| | 0 | 0 | 0 | 0 | 0 | 0 | 0 | 0 | 0 | 0 | 0 |
| | 0 | 0 | 0 | 0 | 0 | 0 | 0 | 0 | 0 | 0 | 0 |
| | 0 | 0 | 0 | 0 | 0 | 0 | 0 | 0 | 0 | 0 | 0 |
| | 0 | 0 | 0 | 0 | 0 | 0 | 0 | 0 | 0 | 0 | 0 |
| | 0 | | | | | | | | | | |
| 1992 | 1 | 13 | 1 | 0 | 1 | 19 | 19 | 2.42 | 0 | 0 | 0 |
| | 0 | 0 | 0 | 0 | 0 | 12.78 | 14.06512 | 12.78 | 0 | 0 | 0 |
| | 0 | 12.78 | 0 | 0 | 0 | 0 | 0 | 0 | 0 | 0 | 0 |
| | 0 | 0 | 0 | 0 | 0 | 0 | 0 | 0 | 0 | 0 | 0 |
| | 0 | 0 | 0 | 0 | 0 | 0 | 0 | 0 | 0 | 0 | 0 |
| | 0 | 0 | 0 | 0 | 0 | 0 | 0 | 0 | 0 | 0 | 0 |
| | 0 | 0 | 0 | 0 | 0 | 0 | 0 | 0 | 0 | 0 | 0 |
| | 0 | 0 | 0 | 0 | 0 | 0 | 0 | 0 | 0 | 0 | 0 |
| | 0 | | | | | | | | | | |
| 1992 | 1 | 13 | 1 | 0 | 1 | 20 | 20 | 5.56 | 0 | 0 | 0 |
| | 0 | 0 | 0 | 0 | 0 | 0 | 12.78 | 22.7 | 17.55867 | 4.688372 | 12.78 |
| | 0 | 0 | 0 | 0 | 0 | 0 | 0 | 0 | 0 | 0 | 0 |
| | 0 | 0 | 0 | 0 | 0 | 0 | 0 | 0 | 0 | 0 | 0 |
| | 0 | 0 | 0 | 0 | 0 | 0 | 0 | 0 | 0 | 0 | 0 |
| | 0 | 0 | 0 | 0 | 0 | 0 | 0 | 0 | 0 | 0 | 0 |
| | 0 | 0 | 0 | 0 | 0 | 0 | 0 | 0 | 0 | 0 | 0 |
| | 0 | 0 | 0 | 0 | 0 | 0 | 0 | 0 | 0 | 0 | 0 |
| | 0 | | | | | | | | | | |
| 1992 | 1 | 13 | 1 | 0 | 1 | 21 | 21 | 2.21 | 0 | 0 | 0 |
| | 0 | 0 | 0 | 0 | 0 | 0 | 0 | 0 | 12.78 | 12.78 | 4.778667 |
| | 0 | 0 | 0 | 0 | 0 | 0 | 0 | 0 | 0 | 0 | 0 |
| | 0 | 0 | 0 | 0 | 0 | 0 | 0 | 0 | 0 | 0 | 0 |
| | 0 | 0 | 0 | 0 | 0 | 0 | 0 | 0 | 0 | 0 | 0 |
| | 0 | 0 | 0 | 0 | 0 | 0 | 0 | 0 | 0 | 0 | 0 |
| | 0 | 0 | 0 | 0 | 0 | 0 | 0 | 0 | 0 | 0 | 0 |
| | 0 | 0 | 0 | 0 | 0 | 0 | 0 | 0 | 0 | 0 | 0 |
| | 0 | | | | | | | | | | |
| 1992 | 1 | 13 | 1 | 0 | 1 | 22 | 22 | 4.91 | 0 | 0 | 0 |
| | 0 | 0 | 0 | 0 | 0 | 0 | 4.778667 | 0 | 17.46837 | 22.26837 | 22.24704 |
| | 0 | 0 | 25.56 | 4.8 | 0 | 4.778667 | 0 | 0 | 0 | 0 | 0 |
| | 0 | 0 | 0 | 0 | 0 | 0 | 0 | 0 | 0 | 0 | 0 |
| | 0 | 0 | 0 | 0 | 0 | 0 | 0 | 0 | 0 | 0 | 0 |
| | 0 | 0 | 0 | 0 | 0 | 0 | 0 | 0 | 0 | 0 | 0 |
| | 0 | 0 | 0 | 0 | 0 | 0 | 0 | 0 | 0 | 0 | 0 |
| | 0 | 0 | 0 | 0 | 0 | 0 | 0 | 0 | 0 | 0 | 0 |
| | 0 | | | | | | | | | | |
| 1992 | 1 | 13 | 1 | 0 | 1 | 23 | 23 | 2.42 | 0 | 0 | 0 |
| | 0 | 0 | 0 | 0 | 0 | 0 | 0 | 0 | 12.78 | 0 | 12.78 |

| | | | | | | | | | | | |
|------|----------|-------|----------|----------|----------|----------|----------|----------|----------|----------|---|
| | 0 | 38.34 | 0 | 0 | 0 | 0 | 4.8 | 0 | 0 | 0 | 0 |
| | 0 | 0 | 0 | 0 | 0 | 0 | 0 | 0 | 0 | 0 | 0 |
| | 0 | 0 | 0 | 0 | 0 | 0 | 0 | 0 | 0 | 0 | 0 |
| | 0 | 0 | 0 | 0 | 0 | 0 | 0 | 0 | 0 | 0 | 0 |
| | 0 | 0 | 0 | 0 | 0 | 0 | 0 | 0 | 0 | 0 | 0 |
| 1992 | 1 | 13 | 1 | 0 | 1 | 24 | 24 | 3.21 | 0 | 0 | 0 |
| | 0 | 0 | 0 | 0 | 0 | 0 | 0 | 0 | 0 | 0 | 0 |
| | 4.688372 | 12.78 | 4.8 | 0 | 0 | 0 | 0 | 0 | 0 | 0 | 0 |
| | 0 | 0 | 0 | 0 | 0 | 0 | 0 | 0 | 0 | 0 | 0 |
| | 0 | 0 | 0 | 0 | 0 | 0 | 0 | 0 | 0 | 0 | 0 |
| | 0 | 0 | 0 | 0 | 0 | 0 | 0 | 0 | 0 | 0 | 0 |
| | 0 | 0 | 0 | 0 | 0 | 0 | 0 | 0 | 0 | 0 | 0 |
| | 0 | 0 | 0 | 0 | 0 | 0 | 0 | 0 | 0 | 0 | 0 |
| 1992 | 1 | 13 | 1 | 0 | 1 | 25 | 25 | 2.14 | 0 | 0 | 0 |
| | 0 | 0 | 0 | 0 | 0 | 0 | 0 | 0 | 0 | 0 | 0 |
| | 12.78 | 0 | 0 | 0 | 8.96 | 0 | 0 | 0 | 0 | 0 | 0 |
| | 0 | 0 | 0 | 0 | 0 | 0 | 0 | 0 | 0 | 0 | 0 |
| | 0 | 0 | 0 | 0 | 0 | 0 | 0 | 0 | 0 | 0 | 0 |
| | 0 | 0 | 0 | 0 | 0 | 0 | 0 | 0 | 0 | 0 | 0 |
| | 0 | 0 | 0 | 0 | 0 | 0 | 0 | 0 | 0 | 0 | 0 |
| | 0 | 0 | 0 | 0 | 0 | 0 | 0 | 0 | 0 | 0 | 0 |
| 1992 | 1 | 13 | 2 | 0 | 1 | 9 | 9 | 1.14 | 0 | 0 | 0 |
| | 0 | 0 | 0 | 0 | 0 | 0 | 0 | 0 | 0 | 0 | 0 |
| | 0 | 0 | 0 | 0 | 0 | 0 | 0 | 0 | 0 | 0 | 0 |
| | 0 | 0 | 0 | 0 | 0 | 0 | 0 | 0 | 0 | 0 | 0 |
| | 0 | 0 | 46.93345 | 46.93345 | 0 | 0 | 0 | 0 | 0 | 0 | 0 |
| | 0 | 0 | 0 | 0 | 0 | 0 | 0 | 0 | 0 | 0 | 0 |
| | 0 | 0 | 0 | 0 | 0 | 0 | 0 | 0 | 0 | 0 | 0 |
| 1992 | 1 | 13 | 2 | 0 | 1 | 13 | 13 | 1.35 | 0 | 0 | 0 |
| | 0 | 0 | 0 | 0 | 0 | 0 | 0 | 0 | 0 | 0 | 0 |
| | 0 | 0 | 0 | 0 | 0 | 0 | 0 | 0 | 0 | 0 | 0 |
| | 0 | 0 | 0 | 0 | 0 | 0 | 0 | 0 | 0 | 0 | 0 |
| | 0 | 0 | 0 | 0 | 46.93345 | 140.8003 | 46.93345 | 0 | 0 | 0 | 0 |
| | 0 | 0 | 0 | 0 | 0 | 0 | 0 | 0 | 0 | 0 | 0 |
| | 0 | 0 | 0 | 0 | 0 | 0 | 0 | 0 | 0 | 0 | 0 |
| 1992 | 1 | 13 | 2 | 0 | 1 | 14 | 14 | 2.49 | 0 | 0 | 0 |
| | 0 | 0 | 0 | 0 | 0 | 0 | 0 | 0 | 0 | 0 | 0 |
| | 0 | 0 | 0 | 0 | 0 | 0 | 0 | 0 | 0 | 0 | 0 |
| | 0 | 0 | 0 | 0 | 0 | 0 | 0 | 0 | 0 | 0 | 0 |
| | 0 | 0 | 0 | 0 | 46.93345 | 103.2436 | 93.8669 | 0 | 0 | 0 | 0 |
| | 0 | 0 | 0 | 0 | 0 | 0 | 0 | 0 | 0 | 0 | 0 |
| | 0 | 0 | 0 | 0 | 0 | 0 | 0 | 0 | 0 | 0 | 0 |
| 1992 | 1 | 13 | 2 | 0 | 1 | 15 | 15 | 2.42 | 0 | 0 | 0 |
| | 0 | 0 | 0 | 0 | 0 | 0 | 0 | 0 | 0 | 0 | 0 |
| | 0 | 0 | 0 | 0 | 0 | 0 | 0 | 0 | 0 | 0 | 0 |
| | 0 | 0 | 0 | 0 | 0 | 0 | 0 | 0 | 0 | 0 | 0 |
| | 0 | 0 | 0 | 0 | 0 | 51.62182 | 98.55527 | 4.688372 | 0 | 0 | 0 |
| | 0 | 0 | 0 | 0 | 0 | 0 | 0 | 0 | 0 | 0 | 0 |
| | 0 | 0 | 0 | 0 | 0 | 0 | 0 | 0 | 0 | 0 | 0 |
| 1992 | 1 | 13 | 2 | 0 | 1 | 16 | 16 | 2.42 | 0 | 0 | 0 |
| | 0 | 0 | 0 | 0 | 0 | 0 | 0 | 0 | 0 | 0 | 0 |
| | 0 | 0 | 0 | 0 | 0 | 0 | 0 | 0 | 0 | 0 | 0 |
| | 0 | 0 | 0 | 0 | 0 | 0 | 0 | 0 | 0 | 0 | 0 |
| | 0 | 0 | 0 | 0 | 51.62182 | 0 | 140.8003 | 46.93345 | 0 | 0 | 0 |
| | 0 | 0 | 0 | 0 | 0 | 0 | 0 | 0 | 0 | 0 | 0 |
| | 0 | 0 | 0 | 0 | 0 | 0 | 0 | 0 | 0 | 0 | 0 |
| 1992 | 1 | 13 | 2 | 0 | 1 | 17 | 17 | 1.14 | 0 | 0 | 0 |
| | 0 | 0 | 0 | 0 | 0 | 0 | 0 | 0 | 0 | 0 | 0 |
| | 0 | 0 | 0 | 0 | 0 | 0 | 0 | 0 | 0 | 0 | 0 |
| | 0 | 0 | 0 | 0 | 0 | 0 | 0 | 0 | 0 | 0 | 0 |
| | 0 | 0 | 0 | 0 | 0 | 0 | 0 | 0 | 4.688372 | 4.688372 | 0 |
| | 0 | 0 | 0 | 0 | 0 | 0 | 0 | 0 | 0 | 0 | 0 |
| | 0 | 0 | 0 | 0 | 0 | 0 | 0 | 0 | 0 | 0 | 0 |

| | | | | | | | | | | | |
|------|-----------|----------|----------|----------|----------|----------|----------|----------|----------|----------|----------|
| 1992 | 1 | 13 | 2 | 0 | 1 | 18 | 18 | 3.77 | 0 | 0 | 0 |
| | 0 | 0 | 0 | 0 | 0 | 0 | 0 | 0 | 0 | 0 | 0 |
| | 0 | 0 | 0 | 0 | 0 | 0 | 0 | 0 | 0 | 0 | 0 |
| | 0 | 0 | 0 | 0 | 0 | 0 | 0 | 0 | 0 | 0 | 0 |
| | 0 | 0 | 0 | 0 | 0 | 4.688372 | 4.688372 | 17.46837 | 22.15674 | 4.688372 | 0 |
| | 12.78 | 4.778667 | 12.78 | 0 | 0 | 0 | 0 | 0 | 0 | 0 | 0 |
| | 0 | 0 | 0 | 0 | 0 | 0 | 0 | 0 | 0 | 0 | 0 |
| | 0 | | | | | | | | | | |
| 1992 | 1 | 13 | 2 | 0 | 1 | 19 | 19 | 4.7 | 0 | 0 | 0 |
| | 0 | 0 | 0 | 0 | 0 | 0 | 0 | 0 | 0 | 0 | 0 |
| | 0 | 0 | 0 | 0 | 0 | 0 | 0 | 0 | 0 | 0 | 0 |
| | 0 | 0 | 0 | 0 | 0 | 0 | 0 | 0 | 0 | 0 | 0 |
| | 0 | 0 | 0 | 0 | 0 | 0 | 0 | 4.778667 | 0 | 12.78 | 14.24571 |
| | 0 | 0 | 39.84837 | 0 | 0 | 0 | 0 | 0 | 0 | 0 | 0 |
| | 0 | 0 | 0 | 0 | 0 | 0 | 0 | 0 | 0 | 0 | 0 |
| | 0 | | | | | | | | | | |
| 1992 | 1 | 13 | 2 | 0 | 1 | 20 | 20 | 6.05 | 0 | 0 | 0 |
| | 0 | 0 | 0 | 0 | 0 | 0 | 0 | 0 | 0 | 0 | 0 |
| | 0 | 0 | 0 | 0 | 0 | 0 | 0 | 0 | 0 | 0 | 0 |
| | 0 | 0 | 0 | 0 | 0 | 0 | 0 | 0 | 0 | 0 | 0 |
| | 0 | 0 | 0 | 0 | 0 | 0 | 0 | 0 | 4.8 | 4.8 | 0 |
| | 17.55867 | 12.78 | 0 | 9.808372 | 9.376744 | 17.58 | 0 | 0 | 4.688372 | 4.8 | 0 |
| | 4.688372 | 0 | 0 | 0 | 0 | 4.8 | 0 | 0 | 0 | 0 | 0 |
| | 0 | | | | | | | | | | |
| 1992 | 1 | 13 | 2 | 0 | 1 | 21 | 21 | 3.42 | 0 | 0 | 0 |
| | 0 | 0 | 0 | 0 | 0 | 0 | 0 | 0 | 0 | 0 | 0 |
| | 0 | 0 | 0 | 0 | 0 | 0 | 0 | 0 | 0 | 0 | 0 |
| | 0 | 0 | 0 | 0 | 0 | 0 | 0 | 0 | 0 | 0 | 0 |
| | 0 | 0 | 0 | 0 | 0 | 0 | 0 | 0 | 0 | 0 | 0 |
| | 12.78 | 5.12 | 0 | 12.78 | 0 | 0 | 0 | 0 | 4.8 | 0 | 12.78 |
| | 0 | 5.12 | 0 | 0 | 0 | 0 | 0 | 0 | 0 | 0 | 0 |
| | 0 | | | | | | | | | | |
| 1992 | 1 | 13 | 2 | 0 | 1 | 22 | 22 | 3.49 | 0 | 0 | 0 |
| | 0 | 0 | 0 | 0 | 0 | 0 | 0 | 0 | 0 | 0 | 0 |
| | 0 | 0 | 0 | 0 | 0 | 0 | 0 | 0 | 0 | 0 | 0 |
| | 0 | 0 | 0 | 0 | 0 | 0 | 0 | 0 | 0 | 0 | 0 |
| | 0 | 0 | 0 | 0 | 0 | 0 | 0 | 0 | 0 | 0 | 0 |
| | 0 | 0 | 0 | 0 | 0 | 0 | 4.778667 | 5.12 | 4.8 | 4.778667 | 0 |
| | 0 | 0 | 0 | 0 | 0 | 0 | 0 | 0 | 0 | 0 | 0 |
| | 14.336001 | | | | | | | | | | |
| 1992 | 1 | 13 | 2 | 0 | 1 | 23 | 23 | 1.07 | 0 | 0 | 0 |
| | 0 | 0 | 0 | 0 | 0 | 0 | 0 | 0 | 0 | 0 | 0 |
| | 0 | 0 | 0 | 0 | 0 | 0 | 0 | 0 | 0 | 0 | 0 |
| | 0 | 0 | 0 | 0 | 0 | 0 | 0 | 0 | 0 | 0 | 0 |
| | 0 | 0 | 0 | 0 | 0 | 0 | 0 | 0 | 0 | 0 | 0 |
| | 0 | 0 | 0 | 0 | 0 | 0 | 0 | 0 | 0 | 0 | 0 |
| | 0 | 0 | 5.12 | 0 | 0 | 0 | 0 | 0 | 0 | 0 | 0 |
| | 0 | | | | | | | | | | |
| 1995 | 1 | 17 | 1 | 0 | 1 | 5 | 5 | 1.07 | 0 | 0 | 0 |
| | 10.95 | 0 | 0 | 0 | 0 | 0 | 0 | 0 | 0 | 0 | 0 |
| | 0 | 0 | 0 | 0 | 0 | 0 | 0 | 0 | 0 | 0 | 0 |
| | 0 | 0 | 0 | 0 | 0 | 0 | 0 | 0 | 0 | 0 | 0 |
| | 0 | 0 | 0 | 0 | 0 | 0 | 0 | 0 | 0 | 0 | 0 |
| | 0 | 0 | 0 | 0 | 0 | 0 | 0 | 0 | 0 | 0 | 0 |
| | 0 | 0 | 0 | 0 | 0 | 0 | 0 | 0 | 0 | 0 | 0 |
| | 0 | | | | | | | | | | |
| 1995 | 1 | 17 | 1 | 0 | 1 | 7 | 7 | 1.07 | 0 | 12.702 | 0 |
| | 0 | 0 | 0 | 0 | 0 | 0 | 0 | 0 | 0 | 0 | 0 |
| | 0 | 0 | 0 | 0 | 0 | 0 | 0 | 0 | 0 | 0 | 0 |
| | 0 | 0 | 0 | 0 | 0 | 0 | 0 | 0 | 0 | 0 | 0 |
| | 0 | 0 | 0 | 0 | 0 | 0 | 0 | 0 | 0 | 0 | 0 |
| | 0 | 0 | 0 | 0 | 0 | 0 | 0 | 0 | 0 | 0 | 0 |
| | 0 | 0 | 0 | 0 | 0 | 0 | 0 | 0 | 0 | 0 | 0 |
| | 0 | | | | | | | | | | |
| 1995 | 1 | 17 | 1 | 0 | 1 | 8 | 8 | 1.07 | 0 | 0 | 0 |
| | 87.7344 | 0 | 0 | 0 | 0 | 0 | 0 | 0 | 0 | 0 | 0 |
| | 0 | 0 | 0 | 0 | 0 | 0 | 0 | 0 | 0 | 0 | 0 |
| | 0 | 0 | 0 | 0 | 0 | 0 | 0 | 0 | 0 | 0 | 0 |
| | 0 | 0 | 0 | 0 | 0 | 0 | 0 | 0 | 0 | 0 | 0 |
| | 0 | 0 | 0 | 0 | 0 | 0 | 0 | 0 | 0 | 0 | 0 |

| | | | | | | | | | | | |
|------|----------|----------|----------|----------|----------|----------|----------|----------|----------|----------|---|
| | 0 | 0 | 0 | 0 | 0 | 0 | 0 | 0 | 0 | 0 | 0 |
| | 0 | | | | | | | | | | |
| 1995 | 1 | 17 | 1 | 0 | 1 | 9 | 9 | 2.28 | 0 | 0 | 0 |
| | 0 | 282.4432 | 0 | 0 | 0 | 0 | 0 | 0 | 0 | 0 | 0 |
| | 0 | 0 | 0 | 0 | 0 | 0 | 0 | 0 | 0 | 0 | 0 |
| | 0 | 0 | 0 | 0 | 0 | 0 | 0 | 0 | 0 | 0 | 0 |
| | 0 | 0 | 0 | 0 | 0 | 0 | 0 | 0 | 0 | 0 | 0 |
| | 0 | 0 | 0 | 0 | 0 | 0 | 0 | 0 | 0 | 0 | 0 |
| | 0 | 0 | 0 | 0 | 0 | 0 | 0 | 0 | 0 | 0 | 0 |
| | 0 | 0 | 0 | 0 | 0 | 0 | 0 | 0 | 0 | 0 | 0 |
| | 0 | | | | | | | | | | |
| 1995 | 1 | 17 | 1 | 0 | 1 | 10 | 10 | 4.56 | 0 | 0 | 0 |
| | 15.05625 | 350.9376 | 106.9744 | 12.702 | 0 | 0 | 0 | 0 | 0 | 0 | 0 |
| | 0 | 0 | 0 | 0 | 0 | 0 | 0 | 0 | 0 | 0 | 0 |
| | 0 | 0 | 0 | 0 | 0 | 0 | 0 | 0 | 0 | 0 | 0 |
| | 0 | 0 | 0 | 0 | 0 | 0 | 0 | 0 | 0 | 0 | 0 |
| | 0 | 0 | 0 | 0 | 0 | 0 | 0 | 0 | 0 | 0 | 0 |
| | 0 | 0 | 0 | 0 | 0 | 0 | 0 | 0 | 0 | 0 | 0 |
| | 0 | 0 | 0 | 0 | 0 | 0 | 0 | 0 | 0 | 0 | 0 |
| | 0 | | | | | | | | | | |
| 1995 | 1 | 17 | 1 | 0 | 1 | 11 | 11 | 7.84 | 0 | 0 | 0 |
| | 0 | 223.197 | 34.29625 | 53.31978 | 0 | 0 | 21.37778 | 0 | 0 | 0 | 0 |
| | 0 | 0 | 0 | 0 | 0 | 0 | 0 | 0 | 0 | 0 | 0 |
| | 0 | 0 | 0 | 0 | 0 | 0 | 0 | 0 | 0 | 0 | 0 |
| | 0 | 0 | 0 | 0 | 0 | 0 | 0 | 0 | 0 | 0 | 0 |
| | 0 | 0 | 0 | 0 | 0 | 0 | 0 | 0 | 0 | 0 | 0 |
| | 0 | 0 | 0 | 0 | 0 | 0 | 0 | 0 | 0 | 0 | 0 |
| | 0 | 0 | 0 | 0 | 0 | 0 | 0 | 0 | 0 | 0 | 0 |
| | 0 | | | | | | | | | | |
| 1995 | 1 | 17 | 1 | 0 | 1 | 12 | 12 | 5.63 | 0 | 0 | 0 |
| | 0 | 0 | 49.3525 | 77.05181 | 12.702 | 0 | 12.702 | 0 | 0 | 0 | 0 |
| | 0 | 0 | 0 | 0 | 0 | 0 | 0 | 0 | 0 | 0 | 0 |
| | 0 | 0 | 0 | 0 | 0 | 0 | 0 | 0 | 0 | 0 | 0 |
| | 0 | 0 | 0 | 0 | 0 | 0 | 0 | 0 | 0 | 0 | 0 |
| | 0 | 0 | 0 | 0 | 0 | 0 | 0 | 0 | 0 | 0 | 0 |
| | 0 | 0 | 0 | 0 | 0 | 0 | 0 | 0 | 0 | 0 | 0 |
| | 0 | 0 | 0 | 0 | 0 | 0 | 0 | 0 | 0 | 0 | 0 |
| | 0 | | | | | | | | | | |
| 1995 | 1 | 17 | 1 | 0 | 1 | 13 | 13 | 5.91 | 0 | 0 | 0 |
| | 0 | 0 | 42.8145 | 128.1946 | 46.12478 | 25.404 | 0 | 12.702 | 0 | 0 | 0 |
| | 0 | 0 | 0 | 0 | 0 | 0 | 0 | 0 | 0 | 0 | 0 |
| | 0 | 0 | 0 | 0 | 0 | 0 | 0 | 0 | 0 | 0 | 0 |
| | 0 | 0 | 0 | 0 | 0 | 0 | 0 | 0 | 0 | 0 | 0 |
| | 0 | 0 | 0 | 0 | 0 | 0 | 0 | 0 | 0 | 0 | 0 |
| | 0 | 0 | 0 | 0 | 0 | 0 | 0 | 0 | 0 | 0 | 0 |
| | 0 | 0 | 0 | 0 | 0 | 0 | 0 | 0 | 0 | 0 | 0 |
| | 0 | | | | | | | | | | |
| 1995 | 1 | 17 | 1 | 0 | 1 | 14 | 14 | 5.35 | 0 | 0 | 0 |
| | 0 | 0 | 15.05625 | 87.7344 | 0 | 40.61778 | 0 | 12.702 | 0 | 0 | 0 |
| | 0 | 0 | 0 | 0 | 0 | 0 | 0 | 0 | 0 | 0 | 0 |
| | 0 | 0 | 0 | 0 | 0 | 0 | 0 | 0 | 0 | 0 | 0 |
| | 0 | 0 | 0 | 0 | 0 | 0 | 0 | 0 | 0 | 0 | 0 |
| | 0 | 0 | 0 | 0 | 0 | 0 | 0 | 0 | 0 | 0 | 0 |
| | 0 | 0 | 0 | 0 | 0 | 0 | 0 | 0 | 0 | 0 | 0 |
| | 0 | 0 | 0 | 0 | 0 | 0 | 0 | 0 | 0 | 0 | 0 |
| | 0 | | | | | | | | | | |
| 1995 | 1 | 17 | 1 | 0 | 1 | 15 | 15 | 5.49 | 0 | 0 | 0 |
| | 0 | 0 | 15.05625 | 0 | 19.24 | 15.05625 | 12.702 | 61.27941 | 60.54941 | 0 | 0 |
| | 0 | 0 | 0 | 0 | 0 | 0 | 0 | 0 | 0 | 0 | 0 |
| | 0 | 0 | 0 | 0 | 0 | 0 | 0 | 0 | 0 | 0 | 0 |
| | 0 | 0 | 0 | 0 | 0 | 0 | 0 | 0 | 0 | 0 | 0 |
| | 0 | 0 | 0 | 0 | 0 | 0 | 0 | 0 | 0 | 0 | 0 |
| | 0 | 0 | 0 | 0 | 0 | 0 | 0 | 0 | 0 | 0 | 0 |
| | 0 | 0 | 0 | 0 | 0 | 0 | 0 | 0 | 0 | 0 | 0 |
| | 0 | | | | | | | | | | |
| 1995 | 1 | 17 | 1 | 0 | 1 | 16 | 16 | 5.56 | 0 | 0 | 0 |
| | 0 | 0 | 0 | 0 | 21.98778 | 43.48556 | 60.54941 | 72.59441 | 0 | 0 | 0 |
| | 0 | 0 | 0 | 0 | 0 | 0 | 0 | 0 | 0 | 0 | 0 |
| | 0 | 0 | 0 | 0 | 0 | 0 | 0 | 0 | 0 | 0 | 0 |
| | 0 | 0 | 0 | 0 | 0 | 0 | 0 | 0 | 0 | 0 | 0 |
| | 0 | 0 | 0 | 0 | 0 | 0 | 0 | 0 | 0 | 0 | 0 |
| | 0 | 0 | 0 | 0 | 0 | 0 | 0 | 0 | 0 | 0 | 0 |
| | 0 | 0 | 0 | 0 | 0 | 0 | 0 | 0 | 0 | 0 | 0 |
| | 0 | | | | | | | | | | |
| 1995 | 1 | 17 | 1 | 0 | 1 | 17 | 17 | 4.28 | 0 | 0 | 0 |
| | 0 | 0 | 0 | 0 | 0 | 0 | 0 | 70.17 | 0 | 60.54941 | 0 |
| | 0 | 0 | 0 | 0 | 0 | 0 | 0 | 0 | 0 | 0 | 0 |
| | 0 | 0 | 0 | 0 | 0 | 0 | 0 | 0 | 0 | 0 | 0 |

| | | | | | | | | | | | |
|------|-------|----------|-----------|----------|-------|----------|----------|----------|----------|----------|-----------|
| | 0 | 0 | 0 | 0 | 0 | 0 | 0 | 0 | 0 | 0 | 0 |
| | 0 | 0 | 0 | 0 | 0 | 0 | 0 | 0 | 0 | 0 | 0 |
| | 0 | 0 | 0 | 0 | 0 | 0 | 0 | 0 | 0 | 0 | 0 |
| | 0 | | | | | | | | | | |
| 1995 | 1 | 17 | 1 | 0 | 1 | 18 | 18 | 3.21 | 0 | 0 | 0 |
| | 0 | 0 | 0 | 0 | 0 | 0 | 0 | 132.7694 | 0 | 0 | 0 |
| | 0 | 0 | 0 | 0 | 0 | 0 | 0 | 0 | 0 | 0 | 0 |
| | 0 | 0 | 0 | 0 | 0 | 0 | 0 | 0 | 0 | 0 | 0 |
| | 0 | 0 | 0 | 0 | 0 | 0 | 0 | 0 | 0 | 0 | 0 |
| | 0 | 0 | 0 | 0 | 0 | 0 | 0 | 0 | 0 | 0 | 0 |
| | 0 | 0 | 0 | 0 | 0 | 0 | 0 | 0 | 0 | 0 | 0 |
| | 0 | 0 | 0 | 0 | 0 | 0 | 0 | 0 | 0 | 0 | 0 |
| | 0 | | | | | | | | | | |
| 1995 | 1 | 17 | 1 | 0 | 1 | 19 | 19 | 3.21 | 0 | 0 | 0 |
| | 0 | 0 | 0 | 0 | 0 | 0 | 0 | 75.60566 | 0 | 19.24 | 0 |
| | 0 | 0 | 0 | 0 | 0 | 0 | 0 | 0 | 0 | 0 | 0 |
| | 0 | 0 | 0 | 0 | 0 | 0 | 0 | 0 | 0 | 0 | 0 |
| | 0 | 0 | 0 | 0 | 0 | 0 | 0 | 0 | 0 | 0 | 0 |
| | 0 | 0 | 0 | 0 | 0 | 0 | 0 | 0 | 0 | 0 | 0 |
| | 0 | 0 | 0 | 0 | 0 | 0 | 0 | 0 | 0 | 0 | 0 |
| | 0 | 0 | 0 | 0 | 0 | 0 | 0 | 0 | 0 | 0 | 0 |
| | 0 | | | | | | | | | | |
| 1995 | 1 | 17 | 1 | 0 | 1 | 20 | 20 | 6.63 | 0 | 0 | 0 |
| | 0 | 0 | 0 | 0 | 0 | 0 | 0 | 0 | 0 | 149.3494 | 111.6202 |
| | 0 | 19.24 | 19.24 | 0 | 0 | 0 | 0 | 60.54941 | 0 | 0 | 0 |
| | 0 | 0 | 0 | 0 | 0 | 0 | 0 | 0 | 0 | 0 | 0 |
| | 0 | 0 | 0 | 0 | 0 | 0 | 0 | 0 | 0 | 0 | 0 |
| | 0 | 0 | 0 | 0 | 0 | 0 | 0 | 0 | 0 | 0 | 0 |
| | 0 | 0 | 0 | 0 | 0 | 0 | 0 | 0 | 0 | 0 | 0 |
| | 0 | 0 | 0 | 0 | 0 | 0 | 0 | 0 | 0 | 0 | 0 |
| | 0 | | | | | | | | | | |
| 1995 | 1 | 17 | 1 | 0 | 1 | 21 | 21 | 3.42 | 0 | 0 | 0 |
| | 0 | 0 | 0 | 0 | 0 | 0 | 60.54941 | 50.32 | 0 | 0 | 2.44 |
| | 50.32 | 0 | 100.64 | 0 | 0 | 0 | 0 | 0 | 0 | 0 | 0 |
| | 0 | 0 | 0 | 0 | 0 | 0 | 0 | 0 | 0 | 0 | 0 |
| | 0 | 0 | 0 | 0 | 0 | 0 | 0 | 0 | 0 | 0 | 0 |
| | 0 | 0 | 0 | 0 | 0 | 0 | 0 | 0 | 0 | 0 | 0 |
| | 0 | 0 | 0 | 0 | 0 | 0 | 0 | 0 | 0 | 0 | 0 |
| | 0 | 0 | 0 | 0 | 0 | 0 | 0 | 0 | 0 | 0 | 0 |
| | 0 | | | | | | | | | | |
| 1995 | 1 | 17 | 1 | 0 | 1 | 22 | 22 | 4.35 | 0 | 0 | 0 |
| | 0 | 0 | 0 | 0 | 0 | 0 | 0 | 0 | 0 | 0.732 | 0.7507692 |
| | 0 | 51.13333 | 0.8133333 | 0 | 0 | 0 | 0 | 0 | 0 | 0 | 0 |
| | 0 | 0 | 0 | 0 | 0 | 0 | 0 | 0 | 0 | 0 | 0 |
| | 0 | 0 | 0 | 0 | 0 | 0 | 0 | 0 | 0 | 0 | 0 |
| | 0 | 0 | 0 | 0 | 0 | 0 | 0 | 0 | 0 | 0 | 0 |
| | 0 | 0 | 0 | 0 | 0 | 0 | 0 | 0 | 0 | 0 | 0 |
| | 0 | 0 | 0 | 0 | 0 | 0 | 0 | 0 | 0 | 0 | 0 |
| | 0 | | | | | | | | | | |
| 1995 | 1 | 17 | 1 | 0 | 1 | 23 | 23 | 3.49 | 0 | 0 | 0 |
| | 0 | 0 | 0 | 0 | 0 | 0 | 0 | 0 | 0 | 0 | 0.732 |
| | 0 | 0 | 50.32 | 0 | 0 | 110.8694 | 121.0988 | 60.54941 | 0 | 0 | 0 |
| | 0 | 0 | 0 | 0 | 0 | 0 | 0 | 0 | 0 | 0 | 0 |
| | 0 | 0 | 0 | 0 | 0 | 0 | 0 | 0 | 0 | 0 | 0 |
| | 0 | 0 | 0 | 0 | 0 | 0 | 0 | 0 | 0 | 0 | 0 |
| | 0 | 0 | 0 | 0 | 0 | 0 | 0 | 0 | 0 | 0 | 0 |
| | 0 | 0 | 0 | 0 | 0 | 0 | 0 | 0 | 0 | 0 | 0 |
| | 0 | | | | | | | | | | |
| 1995 | 1 | 17 | 1 | 0 | 1 | 24 | 24 | 1.14 | 0 | 0 | 0 |
| | 0 | 0 | 0 | 0 | 0 | 0 | 0 | 0 | 0 | 0 | 60.54941 |
| | 0 | 0 | 0 | 0 | 0 | 60.54941 | 0 | 0 | 0 | 0 | 0 |
| | 0 | 0 | 0 | 0 | 0 | 0 | 0 | 0 | 0 | 0 | 0 |
| | 0 | 0 | 0 | 0 | 0 | 0 | 0 | 0 | 0 | 0 | 0 |
| | 0 | 0 | 0 | 0 | 0 | 0 | 0 | 0 | 0 | 0 | 0 |
| | 0 | 0 | 0 | 0 | 0 | 0 | 0 | 0 | 0 | 0 | 0 |
| | 0 | 0 | 0 | 0 | 0 | 0 | 0 | 0 | 0 | 0 | 0 |
| | 0 | | | | | | | | | | |
| 1995 | 1 | 17 | 1 | 0 | 1 | 25 | 25 | 2.21 | 0 | 0 | 0 |
| | 0 | 0 | 0 | 0 | 0 | 0 | 0 | 0 | 0 | 0 | 0 |
| | 0 | 0 | 0 | 60.54941 | 50.32 | 0 | 0 | 0 | 60.54941 | 0 | 0 |
| | 0 | 0 | 0 | 0 | 0 | 0 | 0 | 0 | 0 | 0 | 0 |
| | 0 | 0 | 0 | 0 | 0 | 0 | 0 | 0 | 0 | 0 | 0 |
| | 0 | 0 | 0 | 0 | 0 | 0 | 0 | 0 | 0 | 0 | 0 |
| | 0 | 0 | 0 | 0 | 0 | 0 | 0 | 0 | 0 | 0 | 0 |
| | 0 | 0 | 0 | 0 | 0 | 0 | 0 | 0 | 0 | 0 | 0 |
| | 0 | | | | | | | | | | |
| 1995 | 1 | 17 | 2 | 0 | 1 | 6 | 6 | 1.07 | 0 | 0 | 0 |
| | 0 | 0 | 0 | 0 | 0 | 0 | 0 | 0 | 0 | 0 | 0 |

| | | | | | | | | | | | |
|------|---|-------|----------|----------|----------|----------|----------|----------|------|--------|---|
| | 0 | 0 | 0 | 0 | 0 | 0 | 0 | 0 | 0 | 0 | 0 |
| | 0 | 0 | 0 | 0 | 0 | 0 | 0 | 0 | 0 | 0 | 0 |
| | 0 | 19.24 | 0 | 0 | 0 | 0 | 0 | 0 | 0 | 0 | 0 |
| | 0 | 0 | 0 | 0 | 0 | 0 | 0 | 0 | 0 | 0 | 0 |
| | 0 | 0 | 0 | 0 | 0 | 0 | 0 | 0 | 0 | 0 | 0 |
| | 0 | | | | | | | | | | |
| 1995 | 1 | 17 | 2 | 0 | 1 | 7 | 7 | 2.14 | 0 | 0 | 0 |
| | 0 | 0 | 0 | 0 | 0 | 0 | 0 | 0 | 0 | 0 | 0 |
| | 0 | 0 | 0 | 0 | 0 | 0 | 0 | 0 | 0 | 0 | 0 |
| | 0 | 0 | 0 | 0 | 0 | 0 | 0 | 0 | 0 | 0 | 0 |
| | 0 | 0 | 34.29625 | 0 | 0 | 0 | 0 | 0 | 0 | 0 | 0 |
| | 0 | 0 | 0 | 0 | 0 | 0 | 0 | 0 | 0 | 0 | 0 |
| | 0 | 0 | 0 | 0 | 0 | 0 | 0 | 0 | 0 | 0 | 0 |
| | 0 | | | | | | | | | | |
| 1995 | 1 | 17 | 2 | 0 | 1 | 8 | 8 | 3.21 | 0 | 0 | 0 |
| | 0 | 0 | 0 | 0 | 0 | 0 | 0 | 0 | 0 | 0 | 0 |
| | 0 | 0 | 0 | 0 | 0 | 0 | 0 | 0 | 0 | 0 | 0 |
| | 0 | 0 | 0 | 0 | 0 | 0 | 0 | 0 | 0 | 0 | 0 |
| | 0 | 0 | 106.9744 | 15.05625 | 0 | 0 | 0 | 0 | 0 | 0 | 0 |
| | 0 | 0 | 0 | 0 | 0 | 0 | 0 | 0 | 0 | 0 | 0 |
| | 0 | 0 | 0 | 0 | 0 | 0 | 0 | 0 | 0 | 0 | 0 |
| | 0 | | | | | | | | | | |
| 1995 | 1 | 17 | 2 | 0 | 1 | 9 | 9 | 7.7 | 0 | 0 | 0 |
| | 0 | 0 | 0 | 0 | 0 | 0 | 0 | 0 | 0 | 0 | 0 |
| | 0 | 0 | 0 | 0 | 0 | 0 | 0 | 0 | 0 | 0 | 0 |
| | 0 | 0 | 0 | 0 | 0 | 0 | 0 | 0 | 0 | 0 | 0 |
| | 0 | 0 | 100.4364 | 164.6944 | 106.9744 | 12.702 | 0 | 0 | 0 | 0 | 0 |
| | 0 | 0 | 0 | 0 | 0 | 0 | 0 | 0 | 0 | 0 | 0 |
| | 0 | 0 | 0 | 0 | 0 | 0 | 0 | 0 | 0 | 0 | 0 |
| | 0 | | | | | | | | | | |
| 1995 | 1 | 17 | 2 | 0 | 1 | 10 | 10 | 4.49 | 0 | 0 | 0 |
| | 0 | 0 | 0 | 0 | 0 | 0 | 0 | 0 | 0 | 0 | 0 |
| | 0 | 0 | 0 | 0 | 0 | 0 | 0 | 0 | 0 | 0 | 0 |
| | 0 | 0 | 0 | 0 | 0 | 0 | 0 | 0 | 0 | 0 | 0 |
| | 0 | 0 | 30.1125 | 87.7344 | 34.07978 | 12.702 | 12.702 | 0 | 0 | 0 | 0 |
| | 0 | 0 | 0 | 0 | 0 | 0 | 0 | 0 | 0 | 0 | 0 |
| | 0 | 0 | 0 | 0 | 0 | 0 | 0 | 0 | 0 | 0 | 0 |
| | 0 | | | | | | | | | | |
| 1995 | 1 | 17 | 2 | 0 | 1 | 11 | 11 | 9.26 | 0 | 0 | 0 |
| | 0 | 0 | 0 | 0 | 0 | 0 | 0 | 0 | 0 | 0 | 0 |
| | 0 | 0 | 0 | 0 | 0 | 0 | 0 | 0 | 0 | 0 | 0 |
| | 0 | 0 | 0 | 0 | 0 | 0 | 0 | 0 | 0 | 0 | 0 |
| | 0 | 0 | 0 | 240.8336 | 250.1664 | 36.43403 | 91.83441 | 21.37778 | 0 | 0 | 0 |
| | 0 | 0 | 0 | 0 | 0 | 0 | 0 | 0 | 0 | 0 | 0 |
| | 0 | 0 | 0 | 0 | 0 | 0 | 0 | 0 | 0 | 0 | 0 |
| | 0 | | | | | | | | | | |
| 1995 | 1 | 17 | 2 | 0 | 1 | 12 | 12 | 6.84 | 0 | 0 | 0 |
| | 0 | 0 | 0 | 0 | 0 | 0 | 0 | 0 | 0 | 0 | 0 |
| | 0 | 0 | 0 | 0 | 0 | 0 | 0 | 0 | 0 | 0 | 0 |
| | 0 | 0 | 0 | 0 | 0 | 0 | 0 | 0 | 0 | 0 | 0 |
| | 0 | 0 | 0 | 0 | 166.0177 | 117.8469 | 87.7344 | 24.09 | 0 | 0 | 0 |
| | 0 | 0 | 0 | 0 | 0 | 0 | 0 | 0 | 0 | 0 | 0 |
| | 0 | 0 | 0 | 0 | 0 | 0 | 0 | 0 | 0 | 0 | 0 |
| | 0 | | | | | | | | | | |
| 1995 | 1 | 17 | 2 | 0 | 1 | 13 | 13 | 8.84 | 0 | 0 | 0 |
| | 0 | 0 | 0 | 0 | 0 | 0 | 0 | 0 | 0 | 0 | 0 |
| | 0 | 0 | 0 | 0 | 0 | 0 | 0 | 0 | 0 | 0 | 0 |
| | 0 | 0 | 0 | 0 | 0 | 0 | 0 | 0 | 0 | 0 | 0 |
| | 0 | 0 | 0 | 50.525 | 16.51625 | 27.10125 | 53.31978 | 0 | 0.73 | 0 | 0 |
| | 0 | 0 | 0 | 0 | 0 | 0 | 0 | 0 | 0 | 0 | 0 |
| | 0 | 0 | 0 | 0 | 0 | 0 | 0 | 0 | 0 | 0 | 0 |
| | 0 | | | | | | | | | | |
| 1995 | 1 | 17 | 2 | 0 | 1 | 14 | 14 | 5.49 | 0 | 0 | 0 |
| | 0 | 0 | 0 | 0 | 0 | 0 | 0 | 0 | 0 | 0 | 0 |
| | 0 | 0 | 0 | 0 | 0 | 0 | 0 | 0 | 0 | 0 | 0 |
| | 0 | 0 | 0 | 0 | 0 | 0 | 0 | 0 | 0 | 0 | 0 |
| | 0 | 0 | 0 | 0 | 0 | 15.78625 | 0 | 43.48556 | 0 | 31.942 | 0 |
| | 0 | 0 | 0 | 0 | 0 | 0 | 0 | 0 | 0 | 0 | 0 |
| | 0 | 0 | 0 | 0 | 0 | 0 | 0 | 0 | 0 | 0 | 0 |
| | 0 | | | | | | | | | | |

| | | | | | | | | | | | |
|------|-----------|----------|----------|----------|-------|-------|----------|----------|----------|----------|----------|
| 1995 | 1 | 17 | 2 | 0 | 1 | 15 | 15 | 3.35 | 0 | 0 | 0 |
| | 0 | 0 | 0 | 0 | 0 | 0 | 0 | 0 | 0 | 0 | 0 |
| | 0 | 0 | 0 | 0 | 0 | 0 | 0 | 0 | 0 | 0 | 0 |
| | 0 | 0 | 0 | 0 | 0 | 0 | 0 | 0 | 0 | 0 | 0 |
| | 0 | 0 | 0 | 0 | 0 | 0 | 0 | 61.27941 | 12.775 | 60.54941 | 0 |
| | 0 | 0 | 0 | 0 | 0 | 0 | 0 | 0 | 0 | 0 | 0 |
| | 0 | 0 | 0 | 0 | 0 | 0 | 0 | 0 | 0 | 0 | 0 |
| | 0 | 0 | 0 | 0 | 0 | 0 | 0 | 0 | 0 | 0 | 0 |
| 1995 | 1 | 17 | 2 | 0 | 1 | 16 | 16 | 4.28 | 0 | 0 | 0 |
| | 0 | 0 | 0 | 0 | 0 | 0 | 0 | 0 | 0 | 0 | 0 |
| | 0 | 0 | 0 | 0 | 0 | 0 | 0 | 0 | 0 | 0 | 0 |
| | 0 | 0 | 0 | 0 | 0 | 0 | 0 | 0 | 0 | 0 | 0 |
| | 0 | 0 | 0 | 0 | 0 | 0 | 0 | 0 | 0 | 0 | 0 |
| | 0 | 0 | 0 | 0 | 0 | 0 | 0 | 19.24 | 0.732 | 69.56 | 0 |
| | 0 | 0 | 0 | 0 | 0 | 0 | 0 | 0 | 0 | 0 | 0 |
| | 0 | 0 | 0 | 0 | 0 | 0 | 0 | 0 | 0 | 0 | 0 |
| 1995 | 1 | 17 | 2 | 0 | 1 | 17 | 17 | 8.7 | 0 | 0 | 0 |
| | 0 | 0 | 0 | 0 | 0 | 0 | 0 | 0 | 0 | 0 | 0 |
| | 0 | 0 | 0 | 0 | 0 | 0 | 0 | 0 | 0 | 0 | 0 |
| | 0 | 0 | 0 | 0 | 0 | 0 | 0 | 0 | 0 | 0 | 0 |
| | 0 | 0 | 0 | 0 | 0 | 0 | 0 | 0 | 0 | 0 | 0 |
| | 0.732 | 60.54941 | 0 | 0 | 0 | 0 | 0 | 0 | 19.99077 | 176.7402 | 50.32 |
| | 0 | 0 | 0 | 0 | 0 | 0 | 0 | 0 | 0 | 0 | 0 |
| | 0 | 0 | 0 | 0 | 0 | 0 | 0 | 0 | 0 | 0 | 0 |
| 1995 | 1 | 17 | 2 | 0 | 1 | 18 | 18 | 6.7 | 0 | 0 | 0 |
| | 0 | 0 | 0 | 0 | 0 | 0 | 0 | 0 | 0 | 0 | 0 |
| | 0 | 0 | 0 | 0 | 0 | 0 | 0 | 0 | 0 | 0 | 0 |
| | 0 | 0 | 0 | 0 | 0 | 0 | 0 | 0 | 0 | 0 | 0 |
| | 0 | 0 | 0 | 0 | 0 | 0 | 0 | 0 | 0 | 0 | 0 |
| | 0.7507692 | 1.970769 | 110.8694 | 0 | 0 | 50.32 | 0 | 0 | 0 | 62.03018 | 0 |
| | 0 | 0 | 19.24 | 0 | 0 | 0 | 0 | 0 | 0 | 0 | 0 |
| | 0 | 0 | 0 | 0 | 0 | 0 | 0 | 0 | 0 | 0 | 0 |
| 1995 | 1 | 17 | 2 | 0 | 1 | 19 | 19 | 7.84 | 0 | 0 | 0 |
| | 0 | 0 | 0 | 0 | 0 | 0 | 0 | 0 | 0 | 0 | 0 |
| | 0 | 0 | 0 | 0 | 0 | 0 | 0 | 0 | 0 | 0 | 0 |
| | 0 | 0 | 0 | 0 | 0 | 0 | 0 | 0 | 0 | 0 | 0 |
| | 0 | 0 | 0 | 0 | 0 | 0 | 0 | 0 | 0 | 0 | 0 |
| | 2.314872 | 19.99077 | 0 | 121.0988 | 1.22 | 50.32 | 60.54941 | 0 | 0 | 0 | 0 |
| | 0 | 0 | 0 | 0 | 0 | 0 | 0 | 0 | 0 | 0 | 0 |
| | 0 | 0 | 0 | 0 | 0 | 0 | 0 | 0 | 0 | 0 | 0 |
| 1995 | 1 | 17 | 2 | 0 | 1 | 20 | 20 | 2.42 | 0 | 0 | 0 |
| | 0 | 0 | 0 | 0 | 0 | 0 | 0 | 0 | 0 | 0 | 0 |
| | 0 | 0 | 0 | 0 | 0 | 0 | 0 | 0 | 0 | 0 | 0 |
| | 0 | 0 | 0 | 0 | 0 | 0 | 0 | 0 | 0 | 0 | 0 |
| | 0 | 0 | 0 | 0 | 0 | 0 | 0 | 0 | 0 | 0 | 0 |
| | 0 | 0 | 50.32 | 0 | 50.32 | 0 | 0 | 100.64 | 0 | 0 | 50.32 |
| | 0 | 0 | 0 | 0 | 0 | 0 | 0 | 0 | 0 | 0 | 0 |
| | 0 | 0 | 0 | 0 | 0 | 0 | 0 | 0 | 0 | 0 | 0 |
| 1995 | 1 | 17 | 2 | 0 | 1 | 21 | 21 | 4.7 | 0 | 0 | 0 |
| | 0 | 0 | 0 | 0 | 0 | 0 | 0 | 0 | 0 | 0 | 0 |
| | 0 | 0 | 0 | 0 | 0 | 0 | 0 | 0 | 0 | 0 | 0 |
| | 0 | 0 | 0 | 0 | 0 | 0 | 0 | 0 | 0 | 0 | 0 |
| | 0 | 0 | 0 | 0 | 0 | 0 | 0 | 0 | 0 | 0 | 0 |
| | 0 | 1.501538 | 0 | 0 | 0 | 0 | 50.32 | 0 | 0 | 0 | 0 |
| | 121.0988 | 50.32 | 0 | 0 | 0 | 50.32 | 0 | 60.54941 | 0 | 0 | 0 |
| | 51.05 | 0 | 0 | 0 | 0 | 0 | 0 | 0 | 0 | 0 | 0 |
| 1995 | 1 | 17 | 2 | 0 | 1 | 22 | 22 | 1.07 | 0 | 0 | 0 |
| | 0 | 0 | 0 | 0 | 0 | 0 | 0 | 0 | 0 | 0 | 0 |
| | 0 | 0 | 0 | 0 | 0 | 0 | 0 | 0 | 0 | 0 | 0 |
| | 0 | 0 | 0 | 0 | 0 | 0 | 0 | 0 | 0 | 0 | 0 |
| | 0 | 0 | 0 | 0 | 0 | 0 | 0 | 0 | 0 | 0 | 0 |
| | 0 | 0 | 0 | 0 | 0 | 0 | 0 | 0 | 0 | 0 | 0 |
| | 0 | 0 | 0 | 0 | 0 | 0 | 0 | 0 | 0 | 0 | 0 |
| | 0 | 0 | 0 | 0 | 0 | 0 | 0 | 0 | 0 | 0 | 60.54941 |
| 2001 | 1 | 17 | 1 | 0 | 1 | 3 | 3 | 1.07 | 0 | 22.94 | 0 |
| | 0 | 0 | 0 | 0 | 0 | 0 | 0 | 0 | 0 | 0 | 0 |
| | 0 | 0 | 0 | 0 | 0 | 0 | 0 | 0 | 0 | 0 | 0 |
| | 0 | 0 | 0 | 0 | 0 | 0 | 0 | 0 | 0 | 0 | 0 |
| | 0 | 0 | 0 | 0 | 0 | 0 | 0 | 0 | 0 | 0 | 0 |
| | 0 | 0 | 0 | 0 | 0 | 0 | 0 | 0 | 0 | 0 | 0 |
| | 0 | 0 | 0 | 0 | 0 | 0 | 0 | 0 | 0 | 0 | 0 |

| | | | | | | | | | | | |
|------|----------|-------|----------|----------|----------|----------|-------|---------|------|---|---|
| | 0 | 0 | 0 | 0 | 0 | 0 | 0 | 0 | 0 | 0 | 0 |
| | 0 | | | | | | | | | | |
| 2001 | 1 | 17 | 1 | 0 | 1 | 6 | 6 | 1.07 | 0 | 0 | 0 |
| | 0 | 22.94 | 0 | 0 | 0 | 0 | 0 | 0 | 0 | 0 | 0 |
| | 0 | 0 | 0 | 0 | 0 | 0 | 0 | 0 | 0 | 0 | 0 |
| | 0 | 0 | 0 | 0 | 0 | 0 | 0 | 0 | 0 | 0 | 0 |
| | 0 | 0 | 0 | 0 | 0 | 0 | 0 | 0 | 0 | 0 | 0 |
| | 0 | 0 | 0 | 0 | 0 | 0 | 0 | 0 | 0 | 0 | 0 |
| | 0 | 0 | 0 | 0 | 0 | 0 | 0 | 0 | 0 | 0 | 0 |
| | 0 | 0 | 0 | 0 | 0 | 0 | 0 | 0 | 0 | 0 | 0 |
| | 0 | | | | | | | | | | |
| 2001 | 1 | 17 | 1 | 0 | 1 | 7 | 7 | 1.14 | 0 | 0 | 0 |
| | 555.8538 | 0 | 0 | 0 | 0 | 0 | 0 | 0 | 0 | 0 | 0 |
| | 0 | 0 | 0 | 0 | 0 | 0 | 0 | 0 | 0 | 0 | 0 |
| | 0 | 0 | 0 | 0 | 0 | 0 | 0 | 0 | 0 | 0 | 0 |
| | 0 | 0 | 0 | 0 | 0 | 0 | 0 | 0 | 0 | 0 | 0 |
| | 0 | 0 | 0 | 0 | 0 | 0 | 0 | 0 | 0 | 0 | 0 |
| | 0 | 0 | 0 | 0 | 0 | 0 | 0 | 0 | 0 | 0 | 0 |
| | 0 | 0 | 0 | 0 | 0 | 0 | 0 | 0 | 0 | 0 | 0 |
| | 0 | | | | | | | | | | |
| 2001 | 1 | 17 | 1 | 0 | 1 | 8 | 8 | 1.07 | 0 | 0 | 0 |
| | 22.94 | 0 | 0 | 0 | 0 | 0 | 0 | 0 | 0 | 0 | 0 |
| | 0 | 0 | 0 | 0 | 0 | 0 | 0 | 0 | 0 | 0 | 0 |
| | 0 | 0 | 0 | 0 | 0 | 0 | 0 | 0 | 0 | 0 | 0 |
| | 0 | 0 | 0 | 0 | 0 | 0 | 0 | 0 | 0 | 0 | 0 |
| | 0 | 0 | 0 | 0 | 0 | 0 | 0 | 0 | 0 | 0 | 0 |
| | 0 | 0 | 0 | 0 | 0 | 0 | 0 | 0 | 0 | 0 | 0 |
| | 0 | 0 | 0 | 0 | 0 | 0 | 0 | 0 | 0 | 0 | 0 |
| | 0 | | | | | | | | | | |
| 2001 | 1 | 17 | 1 | 0 | 1 | 9 | 9 | 1.14 | 0 | 0 | 0 |
| | 45.88 | 0 | 0 | 0 | 0 | 0 | 0 | 0 | 0 | 0 | 0 |
| | 0 | 0 | 0 | 0 | 0 | 0 | 0 | 0 | 0 | 0 | 0 |
| | 0 | 0 | 0 | 0 | 0 | 0 | 0 | 0 | 0 | 0 | 0 |
| | 0 | 0 | 0 | 0 | 0 | 0 | 0 | 0 | 0 | 0 | 0 |
| | 0 | 0 | 0 | 0 | 0 | 0 | 0 | 0 | 0 | 0 | 0 |
| | 0 | 0 | 0 | 0 | 0 | 0 | 0 | 0 | 0 | 0 | 0 |
| | 0 | 0 | 0 | 0 | 0 | 0 | 0 | 0 | 0 | 0 | 0 |
| | 0 | | | | | | | | | | |
| 2001 | 1 | 17 | 1 | 0 | 1 | 10 | 10 | 3.28 | 0 | 0 | 0 |
| | 0 | 68.82 | 0 | 277.9269 | 0 | 0 | 0 | 0 | 0 | 0 | 0 |
| | 0 | 0 | 0 | 0 | 0 | 0 | 0 | 0 | 0 | 0 | 0 |
| | 0 | 0 | 0 | 0 | 0 | 0 | 0 | 0 | 0 | 0 | 0 |
| | 0 | 0 | 0 | 0 | 0 | 0 | 0 | 0 | 0 | 0 | 0 |
| | 0 | 0 | 0 | 0 | 0 | 0 | 0 | 0 | 0 | 0 | 0 |
| | 0 | 0 | 0 | 0 | 0 | 0 | 0 | 0 | 0 | 0 | 0 |
| | 0 | 0 | 0 | 0 | 0 | 0 | 0 | 0 | 0 | 0 | 0 |
| | 0 | | | | | | | | | | |
| 2001 | 1 | 17 | 1 | 0 | 1 | 11 | 11 | 5.49 | 0 | 0 | 0 |
| | 0 | 22.94 | 349.4469 | 0 | 0 | 0 | 0 | 0 | 0 | 0 | 0 |
| | 0 | 0 | 0 | 0 | 0 | 0 | 0 | 0 | 0 | 0 | 0 |
| | 0 | 0 | 0 | 0 | 0 | 0 | 0 | 0 | 0 | 0 | 0 |
| | 0 | 0 | 0 | 0 | 0 | 0 | 0 | 0 | 0 | 0 | 0 |
| | 0 | 0 | 0 | 0 | 0 | 0 | 0 | 0 | 0 | 0 | 0 |
| | 0 | 0 | 0 | 0 | 0 | 0 | 0 | 0 | 0 | 0 | 0 |
| | 0 | 0 | 0 | 0 | 0 | 0 | 0 | 0 | 0 | 0 | 0 |
| | 0 | | | | | | | | | | |
| 2001 | 1 | 17 | 1 | 0 | 1 | 12 | 12 | 6.56 | 0 | 0 | 0 |
| | 0 | 1.64 | 45.88 | 601.7338 | 0 | 0 | 0 | 22.94 | 0 | 0 | 0 |
| | 0 | 0 | 0 | 0 | 0 | 0 | 0 | 0 | 0 | 0 | 0 |
| | 0 | 0 | 0 | 0 | 0 | 0 | 0 | 0 | 0 | 0 | 0 |
| | 0 | 0 | 0 | 0 | 0 | 0 | 0 | 0 | 0 | 0 | 0 |
| | 0 | 0 | 0 | 0 | 0 | 0 | 0 | 0 | 0 | 0 | 0 |
| | 0 | 0 | 0 | 0 | 0 | 0 | 0 | 0 | 0 | 0 | 0 |
| | 0 | 0 | 0 | 0 | 0 | 0 | 0 | 0 | 0 | 0 | 0 |
| | 0 | | | | | | | | | | |
| 2001 | 1 | 17 | 1 | 0 | 1 | 13 | 13 | 12.54 | 0 | 0 | 0 |
| | 0 | 0 | 627.3738 | 950.6008 | 556.9138 | 7.438095 | 22.94 | 0 | 0 | 0 | 0 |
| | 0 | 0 | 0 | 0 | 0 | 0 | 0 | 0 | 0 | 0 | 0 |
| | 0 | 0 | 0 | 0 | 0 | 0 | 0 | 0 | 0 | 0 | 0 |
| | 0 | 0 | 0 | 0 | 0 | 0 | 0 | 0 | 0 | 0 | 0 |
| | 0 | 0 | 0 | 0 | 0 | 0 | 0 | 0 | 0 | 0 | 0 |
| | 0 | 0 | 0 | 0 | 0 | 0 | 0 | 0 | 0 | 0 | 0 |
| | 0 | 0 | 0 | 0 | 0 | 0 | 0 | 0 | 0 | 0 | 0 |
| | 0 | | | | | | | | | | |
| 2001 | 1 | 17 | 1 | 0 | 1 | 14 | 14 | 13.4 | 0 | 0 | 0 |
| | 0 | 22.94 | 24 | 325.9269 | 1165.026 | 0 | 24 | 285.365 | 7.81 | 0 | 0 |
| | 0 | 0 | 0 | 0 | 0 | 0 | 0 | 0 | 0 | 0 | 0 |
| | 0 | 0 | 0 | 0 | 0 | 0 | 0 | 0 | 0 | 0 | 0 |

| | | | | | | | | | | | |
|------|-------|-------|-------|----------|----------|----------|----------|----------|----------|----------|----------|
| | 0 | 0 | 0 | 0 | 0 | 0 | 0 | 0 | 0 | 0 | 0 |
| | 0 | 0 | 0 | 0 | 0 | 0 | 0 | 0 | 0 | 0 | 0 |
| | 0 | 0 | 0 | 0 | 0 | 0 | 0 | 0 | 0 | 0 | 0 |
| | 0 | | | | | | | | | | |
| 2001 | 1 | 17 | 1 | 0 | 1 | 15 | 15 | 12.26 | 0 | 0 | 0 |
| | 0 | 0 | 0 | 279.5669 | 647.6138 | 858.0702 | 70.46 | 47.22941 | 0 | 0 | 0 |
| | 0 | 0 | 0 | 0 | 0 | 0 | 0 | 0 | 0 | 0 | 0 |
| | 0 | 0 | 0 | 0 | 0 | 0 | 0 | 0 | 0 | 0 | 0 |
| | 0 | 0 | 0 | 0 | 0 | 0 | 0 | 0 | 0 | 0 | 0 |
| | 0 | 0 | 0 | 0 | 0 | 0 | 0 | 0 | 0 | 0 | 0 |
| | 0 | 0 | 0 | 0 | 0 | 0 | 0 | 0 | 0 | 0 | 0 |
| | 0 | 0 | 0 | 0 | 0 | 0 | 0 | 0 | 0 | 0 | 0 |
| | 0 | | | | | | | | | | |
| 2001 | 1 | 17 | 1 | 0 | 1 | 16 | 16 | 11.05 | 0 | 0 | 0 |
| | 0 | 0 | 0 | 286.425 | 47.22941 | 323.8069 | 32.78751 | 68.82 | 7.438095 | 0 | 0 |
| | 0 | 0 | 0 | 0 | 0 | 0 | 0 | 0 | 0 | 0 | 0 |
| | 0 | 0 | 0 | 0 | 0 | 0 | 0 | 0 | 0 | 0 | 0 |
| | 0 | 0 | 0 | 0 | 0 | 0 | 0 | 0 | 0 | 0 | 0 |
| | 0 | 0 | 0 | 0 | 0 | 0 | 0 | 0 | 0 | 0 | 0 |
| | 0 | 0 | 0 | 0 | 0 | 0 | 0 | 0 | 0 | 0 | 0 |
| | 0 | 0 | 0 | 0 | 0 | 0 | 0 | 0 | 0 | 0 | 0 |
| | 0 | | | | | | | | | | |
| 2001 | 1 | 17 | 1 | 0 | 1 | 17 | 17 | 10.91 | 0 | 0 | 0 |
| | 0 | 0 | 0 | 0 | 0 | 48.86941 | 1.06 | 34.3681 | 24.58 | 0 | 0 |
| | 1.64 | 0 | 0 | 0 | 0 | 0 | 0 | 0 | 0 | 0 | 0 |
| | 0 | 0 | 0 | 0 | 0 | 0 | 0 | 0 | 0 | 0 | 0 |
| | 0 | 0 | 0 | 0 | 0 | 0 | 0 | 0 | 0 | 0 | 0 |
| | 0 | 0 | 0 | 0 | 0 | 0 | 0 | 0 | 0 | 0 | 0 |
| | 0 | 0 | 0 | 0 | 0 | 0 | 0 | 0 | 0 | 0 | 0 |
| | 0 | 0 | 0 | 0 | 0 | 0 | 0 | 0 | 0 | 0 | 0 |
| | 0 | | | | | | | | | | |
| 2001 | 1 | 17 | 1 | 0 | 1 | 18 | 18 | 17.33 | 0 | 0 | 0 |
| | 0 | 22.94 | 0 | 0 | 0 | 1.06 | 25.92941 | 93.4 | 27.56941 | 38.56 | 1.06 |
| | 45.88 | 0 | 1.64 | 0 | 0 | 0 | 0 | 0 | 0 | 0 | 0 |
| | 0 | 0 | 0 | 0 | 0 | 0 | 0 | 0 | 0 | 0 | 0 |
| | 0 | 0 | 0 | 0 | 0 | 0 | 0 | 0 | 0 | 0 | 0 |
| | 0 | 0 | 0 | 0 | 0 | 0 | 0 | 0 | 0 | 0 | 0 |
| | 0 | 0 | 0 | 0 | 0 | 0 | 0 | 0 | 0 | 0 | 0 |
| | 0 | 0 | 0 | 0 | 0 | 0 | 0 | 0 | 0 | 0 | 0 |
| | 0 | | | | | | | | | | |
| 2001 | 1 | 17 | 1 | 0 | 1 | 19 | 19 | 14.33 | 0 | 0 | 0 |
| | 0 | 0 | 0 | 0 | 0 | 22.94 | 0 | 346.7469 | 24.58 | 98.86 | 75.92 |
| | 22.94 | 45.88 | 0 | 0 | 0 | 0 | 0 | 0 | 0 | 0 | 0 |
| | 0 | 0 | 0 | 0 | 0 | 0 | 0 | 0 | 0 | 0 | 0 |
| | 0 | 0 | 0 | 0 | 0 | 0 | 0 | 0 | 0 | 0 | 0 |
| | 0 | 0 | 0 | 0 | 0 | 0 | 0 | 0 | 0 | 0 | 0 |
| | 0 | 0 | 0 | 0 | 0 | 0 | 0 | 0 | 0 | 0 | 0 |
| | 0 | 0 | 0 | 0 | 0 | 0 | 0 | 0 | 0 | 0 | 0 |
| | 0 | | | | | | | | | | |
| 2001 | 1 | 17 | 1 | 0 | 1 | 20 | 20 | 11.98 | 0 | 0 | 0 |
| | 0 | 0 | 0 | 0 | 0 | 0 | 22.94 | 0 | 56.04 | 70.16941 | 0 |
| | 30.04 | 22.94 | 22.94 | 0 | 0 | 22.94 | 0 | 7.1 | 0 | 0 | 0 |
| | 0 | 0 | 0 | 0 | 0 | 0 | 0 | 0 | 0 | 0 | 0 |
| | 0 | 0 | 0 | 0 | 0 | 0 | 0 | 0 | 0 | 0 | 0 |
| | 0 | 0 | 0 | 0 | 0 | 0 | 0 | 0 | 0 | 0 | 0 |
| | 0 | 0 | 0 | 0 | 0 | 0 | 0 | 0 | 0 | 0 | 0 |
| | 0 | 0 | 0 | 0 | 0 | 0 | 0 | 0 | 0 | 0 | 0 |
| | 0 | | | | | | | | | | |
| 2001 | 1 | 17 | 1 | 0 | 1 | 21 | 21 | 3.21 | 0 | 0 | 0 |
| | 0 | 0 | 0 | 0 | 0 | 0 | 0 | 0 | 0 | 0 | 0 |
| | 1.64 | 22.94 | 0 | 22.94 | 0 | 0 | 0 | 0 | 0 | 0 | 0 |
| | 0 | 0 | 0 | 0 | 0 | 0 | 0 | 0 | 0 | 0 | 0 |
| | 0 | 0 | 0 | 0 | 0 | 0 | 0 | 0 | 0 | 0 | 0 |
| | 0 | 0 | 0 | 0 | 0 | 0 | 0 | 0 | 0 | 0 | 0 |
| | 0 | 0 | 0 | 0 | 0 | 0 | 0 | 0 | 0 | 0 | 0 |
| | 0 | 0 | 0 | 0 | 0 | 0 | 0 | 0 | 0 | 0 | 0 |
| | 0 | | | | | | | | | | |
| 2001 | 1 | 17 | 1 | 0 | 1 | 22 | 22 | 4.28 | 0 | 0 | 0 |
| | 0 | 0 | 0 | 0 | 0 | 0 | 0 | 0 | 0 | 0 | 24.28941 |
| | 0 | 0 | 22.94 | 0 | 7.1 | 0 | 7.438095 | 0 | 0 | 0 | 0 |
| | 0 | 0 | 0 | 0 | 0 | 0 | 0 | 0 | 0 | 0 | 0 |
| | 0 | 0 | 0 | 0 | 0 | 0 | 0 | 0 | 0 | 0 | 0 |
| | 0 | 0 | 0 | 0 | 0 | 0 | 0 | 0 | 0 | 0 | 0 |
| | 0 | 0 | 0 | 0 | 0 | 0 | 0 | 0 | 0 | 0 | 0 |
| | 0 | 0 | 0 | 0 | 0 | 0 | 0 | 0 | 0 | 0 | 0 |
| | 0 | | | | | | | | | | |
| 2001 | 1 | 17 | 1 | 0 | 1 | 23 | 23 | 2.14 | 0 | 0 | 0 |
| | 0 | 0 | 0 | 0 | 0 | 0 | 0 | 0 | 0 | 0 | 0 |

| | | | | | | | | | | | |
|------|---|----|----------|---------|----------|----------|----------|----------|---|---|---|
| | 0 | 0 | 8.52 | 0 | 0 | 7.438095 | 0 | 0 | 0 | 0 | 0 |
| | 0 | 0 | 0 | 0 | 0 | 0 | 0 | 0 | 0 | 0 | 0 |
| | 0 | 0 | 0 | 0 | 0 | 0 | 0 | 0 | 0 | 0 | 0 |
| | 0 | 0 | 0 | 0 | 0 | 0 | 0 | 0 | 0 | 0 | 0 |
| | 0 | 0 | 0 | 0 | 0 | 0 | 0 | 0 | 0 | 0 | 0 |
| 2001 | 1 | 17 | 1 | 0 | 1 | 24 | 24 | 1.07 | 0 | 0 | 0 |
| | 0 | 0 | 0 | 0 | 0 | 0 | 0 | 0 | 0 | 0 | 0 |
| | 0 | 0 | 0 | 0 | 0 | 7.1 | 0 | 0 | 0 | 0 | 0 |
| | 0 | 0 | 0 | 0 | 0 | 0 | 0 | 0 | 0 | 0 | 0 |
| | 0 | 0 | 0 | 0 | 0 | 0 | 0 | 0 | 0 | 0 | 0 |
| | 0 | 0 | 0 | 0 | 0 | 0 | 0 | 0 | 0 | 0 | 0 |
| | 0 | 0 | 0 | 0 | 0 | 0 | 0 | 0 | 0 | 0 | 0 |
| | 0 | 0 | 0 | 0 | 0 | 0 | 0 | 0 | 0 | 0 | 0 |
| 2001 | 1 | 17 | 2 | 0 | 1 | 5 | 5 | 1.07 | 0 | 0 | 0 |
| | 0 | 0 | 0 | 0 | 0 | 0 | 0 | 0 | 0 | 0 | 0 |
| | 0 | 0 | 0 | 0 | 0 | 0 | 0 | 0 | 0 | 0 | 0 |
| | 0 | 0 | 0 | 0 | 0 | 0 | 0 | 0 | 0 | 0 | 0 |
| | 0 | 0 | 1.06 | 0 | 0 | 0 | 0 | 0 | 0 | 0 | 0 |
| | 0 | 0 | 0 | 0 | 0 | 0 | 0 | 0 | 0 | 0 | 0 |
| | 0 | 0 | 0 | 0 | 0 | 0 | 0 | 0 | 0 | 0 | 0 |
| 2001 | 1 | 17 | 2 | 0 | 1 | 7 | 7 | 1.07 | 0 | 0 | 0 |
| | 0 | 0 | 0 | 0 | 0 | 0 | 0 | 0 | 0 | 0 | 0 |
| | 0 | 0 | 0 | 0 | 0 | 0 | 0 | 0 | 0 | 0 | 0 |
| | 0 | 0 | 0 | 0 | 0 | 0 | 0 | 0 | 0 | 0 | 0 |
| | 0 | 0 | 22.94 | 0 | 0 | 0 | 0 | 0 | 0 | 0 | 0 |
| | 0 | 0 | 0 | 0 | 0 | 0 | 0 | 0 | 0 | 0 | 0 |
| | 0 | 0 | 0 | 0 | 0 | 0 | 0 | 0 | 0 | 0 | 0 |
| 2001 | 1 | 17 | 2 | 0 | 1 | 8 | 8 | 3.21 | 0 | 0 | 0 |
| | 0 | 0 | 0 | 0 | 0 | 0 | 0 | 0 | 0 | 0 | 0 |
| | 0 | 0 | 0 | 0 | 0 | 0 | 0 | 0 | 0 | 0 | 0 |
| | 0 | 0 | 0 | 0 | 0 | 0 | 0 | 0 | 0 | 0 | 0 |
| | 0 | 0 | 24.58 | 0 | 0 | 0 | 1.06 | 0 | 0 | 0 | 0 |
| | 0 | 0 | 0 | 0 | 0 | 0 | 0 | 0 | 0 | 0 | 0 |
| | 0 | 0 | 0 | 0 | 0 | 0 | 0 | 0 | 0 | 0 | 0 |
| 2001 | 1 | 17 | 2 | 0 | 1 | 9 | 9 | 2.14 | 0 | 0 | 0 |
| | 0 | 0 | 0 | 0 | 0 | 0 | 0 | 0 | 0 | 0 | 0 |
| | 0 | 0 | 0 | 0 | 0 | 0 | 0 | 0 | 0 | 0 | 0 |
| | 0 | 0 | 0 | 0 | 0 | 0 | 0 | 0 | 0 | 0 | 0 |
| | 0 | 0 | 300.8669 | 0 | 0 | 0 | 0 | 0 | 0 | 0 | 0 |
| | 0 | 0 | 0 | 0 | 0 | 0 | 0 | 0 | 0 | 0 | 0 |
| | 0 | 0 | 0 | 0 | 0 | 0 | 0 | 0 | 0 | 0 | 0 |
| 2001 | 1 | 17 | 2 | 0 | 1 | 10 | 10 | 4.42 | 0 | 0 | 0 |
| | 0 | 0 | 0 | 0 | 0 | 0 | 0 | 0 | 0 | 0 | 0 |
| | 0 | 0 | 0 | 0 | 0 | 0 | 0 | 0 | 0 | 0 | 0 |
| | 0 | 0 | 0 | 0 | 0 | 0 | 0 | 0 | 0 | 0 | 0 |
| | 0 | 0 | 0 | 308.305 | 300.8669 | 0 | 277.9269 | 0 | 0 | 0 | 0 |
| | 0 | 0 | 0 | 0 | 0 | 0 | 0 | 0 | 0 | 0 | 0 |
| | 0 | 0 | 0 | 0 | 0 | 0 | 0 | 0 | 0 | 0 | 0 |
| 2001 | 1 | 17 | 2 | 0 | 1 | 11 | 11 | 3.28 | 0 | 0 | 0 |
| | 0 | 0 | 0 | 0 | 0 | 0 | 0 | 0 | 0 | 0 | 0 |
| | 0 | 0 | 0 | 0 | 0 | 0 | 0 | 0 | 0 | 0 | 0 |
| | 0 | 0 | 0 | 0 | 0 | 0 | 0 | 0 | 0 | 0 | 0 |
| | 0 | 0 | 0 | 22.94 | 45.88 | 1.06 | 0 | 0 | 0 | 0 | 0 |
| | 0 | 0 | 0 | 0 | 0 | 0 | 0 | 0 | 0 | 0 | 0 |
| | 0 | 0 | 0 | 0 | 0 | 0 | 0 | 0 | 0 | 0 | 0 |
| 2001 | 1 | 17 | 2 | 0 | 1 | 12 | 12 | 11.54 | 0 | 0 | 0 |
| | 0 | 0 | 0 | 0 | 0 | 0 | 0 | 0 | 0 | 0 | 0 |
| | 0 | 0 | 0 | 0 | 0 | 0 | 0 | 0 | 0 | 0 | 0 |
| | 0 | 0 | 0 | 0 | 0 | 0 | 0 | 0 | 0 | 0 | 0 |
| | 0 | 0 | 0 | 9.8 | 48 | 1436.864 | 601.7338 | 856.7208 | 0 | 0 | 0 |
| | 0 | 0 | 0 | 0 | 0 | 0 | 0 | 0 | 0 | 0 | 0 |
| | 0 | 0 | 0 | 0 | 0 | 0 | 0 | 0 | 0 | 0 | 0 |

| | | | | | | | | | | | |
|------|---------|-------|----------|-------|----------|----------|----------|----------|----------|----------|----------|
| 2001 | 1 | 17 | 2 | 0 | 1 | 13 | 13 | 10.33 | 0 | 0 | 0 |
| | 0 | 0 | 0 | 0 | 0 | 0 | 0 | 0 | 0 | 0 | 0 |
| | 0 | 0 | 0 | 0 | 0 | 0 | 0 | 0 | 0 | 0 | 0 |
| | 0 | 0 | 0 | 0 | 0 | 0 | 0 | 0 | 0 | 0 | 0 |
| | 0 | 0 | 0 | 1.64 | 323.8069 | 891.3608 | 287.3769 | 286.7969 | 0 | 0 | 0 |
| | 0 | 0 | 0 | 0 | 0 | 0 | 0 | 0 | 0 | 0 | 0 |
| | 0 | 0 | 0 | 0 | 0 | 0 | 0 | 0 | 0 | 0 | 0 |
| 2001 | 1 | 17 | 2 | 0 | 1 | 14 | 14 | 15.19 | 0 | 0 | 0 |
| | 0 | 0 | 0 | 0 | 0 | 0 | 0 | 0 | 0 | 0 | 0 |
| | 0 | 0 | 0 | 0 | 0 | 0 | 0 | 0 | 0 | 0 | 0 |
| | 0 | 0 | 0 | 0 | 0 | 0 | 0 | 0 | 0 | 0 | 0 |
| | 0 | 0 | 0 | 0 | 50.7 | 30.3781 | 24 | 555.8538 | 24.36 | 0 | 7.438095 |
| | 0 | 0 | 0 | 0 | 0 | 0 | 0 | 0 | 0 | 0 | 0 |
| | 0 | 0 | 0 | 0 | 0 | 0 | 0 | 0 | 0 | 0 | 0 |
| 2001 | 1 | 17 | 2 | 0 | 1 | 15 | 15 | 17.26 | 0 | 0 | 0 |
| | 0 | 0 | 0 | 0 | 0 | 0 | 0 | 0 | 0 | 0 | 0 |
| | 0 | 0 | 0 | 0 | 0 | 0 | 0 | 0 | 0 | 0 | 0 |
| | 0 | 0 | 0 | 0 | 0 | 0 | 0 | 0 | 0 | 0 | 0 |
| | 0 | 0 | 0 | 0 | 0 | 311.005 | 1.06 | 372.6763 | 3.28 | 54.62 | 0 |
| | 0 | 0 | 0 | 0 | 0 | 0 | 0 | 0 | 0 | 0 | 0 |
| | 0 | 0 | 0 | 0 | 0 | 0 | 0 | 0 | 0 | 0 | 0 |
| 2001 | 1 | 17 | 2 | 0 | 1 | 16 | 16 | 17.68 | 0 | 0 | 0 |
| | 0 | 0 | 0 | 0 | 0 | 0 | 0 | 0 | 0 | 0 | 0 |
| | 0 | 0 | 0 | 0 | 0 | 0 | 0 | 0 | 0 | 0 | 0 |
| | 0 | 0 | 0 | 0 | 0 | 0 | 0 | 0 | 0 | 0 | 0 |
| | 0 | 0 | 0 | 0 | 0 | 0 | 0 | 0 | 0 | 0 | 0 |
| | 0 | 0 | 0 | 0 | 1.64 | 0 | 94.45882 | 79.61941 | 58.31941 | 30.3781 | 49.16 |
| | 1.64 | 22.94 | 22.94 | 0 | 0 | 0 | 0 | 0 | 0 | 0 | 0 |
| | 0 | 0 | 0 | 0 | 0 | 0 | 0 | 0 | 0 | 0 | 0 |
| 2001 | 1 | 17 | 2 | 0 | 1 | 17 | 17 | 15.12 | 0 | 0 | 0 |
| | 0 | 0 | 0 | 0 | 0 | 0 | 0 | 0 | 0 | 0 | 0 |
| | 0 | 0 | 0 | 0 | 0 | 0 | 0 | 0 | 0 | 0 | 0 |
| | 0 | 0 | 0 | 0 | 0 | 0 | 0 | 0 | 0 | 0 | 0 |
| | 0 | 0 | 0 | 0 | 0 | 0 | 0 | 0 | 0 | 0 | 0 |
| | 0 | 0 | 0 | 0 | 0 | 0 | 0 | 22.94 | 55.33 | 67.18 | 38.82751 |
| | 24.58 | 7.81 | 0 | 0 | 0 | 0 | 0 | 0 | 0 | 0 | 0 |
| | 0 | 0 | 0 | 0 | 0 | 0 | 0 | 0 | 0 | 0 | 0 |
| 2001 | 1 | 17 | 2 | 0 | 1 | 18 | 18 | 18.82 | 0 | 0 | 0 |
| | 0 | 0 | 0 | 0 | 0 | 0 | 0 | 0 | 0 | 0 | 0 |
| | 0 | 0 | 0 | 0 | 0 | 0 | 0 | 0 | 0 | 0 | 0 |
| | 0 | 0 | 0 | 0 | 0 | 0 | 0 | 0 | 0 | 0 | 0 |
| | 0 | 0 | 0 | 0 | 0 | 0 | 0 | 0 | 0 | 0 | 0 |
| | 0 | 0 | 0 | 0 | 0 | 0 | 0 | 45.88 | 0 | 78.90941 | 24.58 |
| | 65.1181 | 52.98 | 45.88 | 30.04 | 22.94 | 45.88 | 0 | 0 | 0 | 0 | 0 |
| | 0 | 0 | 7.438095 | 0 | 0 | 0 | 0 | 0 | 0 | 0 | 0 |
| 2001 | 1 | 17 | 2 | 0 | 1 | 19 | 19 | 6.77 | 0 | 0 | 0 |
| | 0 | 0 | 0 | 0 | 0 | 0 | 0 | 0 | 0 | 0 | 0 |
| | 0 | 0 | 0 | 0 | 0 | 0 | 0 | 0 | 0 | 0 | 0 |
| | 0 | 0 | 0 | 0 | 0 | 0 | 0 | 0 | 0 | 0 | 0 |
| | 0 | 0 | 0 | 0 | 0 | 0 | 0 | 0 | 0 | 0 | 0 |
| | 0 | 0 | 0 | 0 | 0 | 0 | 0 | 0 | 0 | 22.94 | 22.94 |
| | 22.94 | 22.94 | 22.94 | 45.88 | 7.1 | 0 | 22.94 | 0 | 0 | 22.94 | 1.64 |
| | 0 | 0 | 0 | 0 | 0 | 0 | 0 | 0 | 0 | 0 | 0 |
| 2001 | 1 | 17 | 2 | 0 | 1 | 20 | 20 | 6.98 | 0 | 0 | 0 |
| | 0 | 0 | 0 | 0 | 0 | 0 | 0 | 0 | 0 | 0 | 0 |
| | 0 | 0 | 0 | 0 | 0 | 0 | 0 | 0 | 0 | 0 | 0 |
| | 0 | 0 | 0 | 0 | 0 | 0 | 0 | 0 | 0 | 0 | 0 |
| | 0 | 0 | 0 | 0 | 0 | 0 | 0 | 0 | 0 | 0 | 0 |
| | 0 | 0 | 53.3181 | 0 | 30.3781 | 22.94 | 0 | 1.64 | 0 | 22.94 | 22.94 |
| | 0 | 0 | 30.3781 | 0 | 22.94 | 22.94 | 0 | 0 | 0 | 0 | 0 |
| | 1.06 | | | | | | | | | | |
| 2001 | 1 | 17 | 2 | 0 | 1 | 21 | 21 | 2.35 | 0 | 0 | 0 |
| | 0 | 0 | 0 | 0 | 0 | 0 | 0 | 0 | 0 | 0 | 0 |
| | 0 | 0 | 0 | 0 | 0 | 0 | 0 | 0 | 0 | 0 | 0 |
| | 0 | 0 | 0 | 0 | 0 | 0 | 0 | 0 | 0 | 0 | 0 |
| | 0 | 0 | 0 | 0 | 0 | 0 | 0 | 0 | 0 | 0 | 0 |
| | 0 | 0 | 0 | 0 | 0 | 0 | 0 | 0 | 0 | 0 | 0 |

| | | | | | | | | | | | |
|------|-----------|---------|---------|---------|---------|---------|-------|---------|---|------|-------|
| | 22.94 | 22.94 | 0 | 0 | 0 | 0 | 0 | 22.94 | 0 | 0 | 0 |
| | 30.378095 | | | | | | | | | | |
| 2001 | 1 | 17 | 2 | 0 | 1 | 22 | 22 | 2.14 | 0 | 0 | 0 |
| | 0 | 0 | 0 | 0 | 0 | 0 | 0 | 0 | 0 | 0 | 0 |
| | 0 | 0 | 0 | 0 | 0 | 0 | 0 | 0 | 0 | 0 | 0 |
| | 0 | 0 | 0 | 0 | 0 | 0 | 0 | 0 | 0 | 0 | 0 |
| | 0 | 0 | 0 | 0 | 0 | 0 | 0 | 0 | 0 | 0 | 0 |
| | 0 | 0 | 0 | 0 | 22.94 | 0 | 0 | 0 | 0 | 0 | 0 |
| | 0 | 0 | 0 | 0 | 0 | 0 | 0 | 0 | 0 | 0 | 0 |
| | 22.94 | | | | | | | | | | |
| 2004 | 1 | 17 | 1 | 0 | 1 | 3 | 3 | 1.07 | 0 | 3.94 | 0 |
| | 0 | 0 | 0 | 0 | 0 | 0 | 0 | 0 | 0 | 0 | 0 |
| | 0 | 0 | 0 | 0 | 0 | 0 | 0 | 0 | 0 | 0 | 0 |
| | 0 | 0 | 0 | 0 | 0 | 0 | 0 | 0 | 0 | 0 | 0 |
| | 0 | 0 | 0 | 0 | 0 | 0 | 0 | 0 | 0 | 0 | 0 |
| | 0 | 0 | 0 | 0 | 0 | 0 | 0 | 0 | 0 | 0 | 0 |
| | 0 | 0 | 0 | 0 | 0 | 0 | 0 | 0 | 0 | 0 | 0 |
| | 0 | 0 | 0 | 0 | 0 | 0 | 0 | 0 | 0 | 0 | 0 |
| 2004 | 1 | 17 | 1 | 0 | 1 | 5 | 5 | 1.07 | 0 | 0 | 14.97 |
| | 0 | 0 | 0 | 0 | 0 | 0 | 0 | 0 | 0 | 0 | 0 |
| | 0 | 0 | 0 | 0 | 0 | 0 | 0 | 0 | 0 | 0 | 0 |
| | 0 | 0 | 0 | 0 | 0 | 0 | 0 | 0 | 0 | 0 | 0 |
| | 0 | 0 | 0 | 0 | 0 | 0 | 0 | 0 | 0 | 0 | 0 |
| | 0 | 0 | 0 | 0 | 0 | 0 | 0 | 0 | 0 | 0 | 0 |
| | 0 | 0 | 0 | 0 | 0 | 0 | 0 | 0 | 0 | 0 | 0 |
| | 0 | 0 | 0 | 0 | 0 | 0 | 0 | 0 | 0 | 0 | 0 |
| 2004 | 1 | 17 | 1 | 0 | 1 | 13 | 13 | 1.14 | 0 | 0 | 0 |
| | 0 | 10.4016 | 0 | 10.4016 | 0 | 0 | 0 | 0 | 0 | 0 | 0 |
| | 0 | 0 | 0 | 0 | 0 | 0 | 0 | 0 | 0 | 0 | 0 |
| | 0 | 0 | 0 | 0 | 0 | 0 | 0 | 0 | 0 | 0 | 0 |
| | 0 | 0 | 0 | 0 | 0 | 0 | 0 | 0 | 0 | 0 | 0 |
| | 0 | 0 | 0 | 0 | 0 | 0 | 0 | 0 | 0 | 0 | 0 |
| | 0 | 0 | 0 | 0 | 0 | 0 | 0 | 0 | 0 | 0 | 0 |
| | 0 | 0 | 0 | 0 | 0 | 0 | 0 | 0 | 0 | 0 | 0 |
| 2004 | 1 | 17 | 1 | 0 | 1 | 14 | 14 | 2.28 | 0 | 0 | 0 |
| | 0 | 0 | 0 | 25.3716 | 10.4016 | 10.4016 | 0 | 0 | 0 | 0 | 0 |
| | 0 | 0 | 0 | 0 | 0 | 0 | 0 | 0 | 0 | 0 | 0 |
| | 0 | 0 | 0 | 0 | 0 | 0 | 0 | 0 | 0 | 0 | 0 |
| | 0 | 0 | 0 | 0 | 0 | 0 | 0 | 0 | 0 | 0 | 0 |
| | 0 | 0 | 0 | 0 | 0 | 0 | 0 | 0 | 0 | 0 | 0 |
| | 0 | 0 | 0 | 0 | 0 | 0 | 0 | 0 | 0 | 0 | 0 |
| | 0 | 0 | 0 | 0 | 0 | 0 | 0 | 0 | 0 | 0 | 0 |
| 2004 | 1 | 17 | 1 | 0 | 1 | 15 | 15 | 4.49 | 0 | 0 | 0 |
| | 0 | 0 | 14.97 | 23.64 | 20.8032 | 10.4016 | 14.97 | 10.4016 | 0 | 0 | 0 |
| | 0 | 0 | 0 | 0 | 0 | 0 | 0 | 0 | 0 | 0 | 0 |
| | 0 | 0 | 0 | 0 | 0 | 0 | 0 | 0 | 0 | 0 | 0 |
| | 0 | 0 | 0 | 0 | 0 | 0 | 0 | 0 | 0 | 0 | 0 |
| | 0 | 0 | 0 | 0 | 0 | 0 | 0 | 0 | 0 | 0 | 0 |
| | 0 | 0 | 0 | 0 | 0 | 0 | 0 | 0 | 0 | 0 | 0 |
| | 0 | 0 | 0 | 0 | 0 | 0 | 0 | 0 | 0 | 0 | 0 |
| 2004 | 1 | 17 | 1 | 0 | 1 | 16 | 16 | 6.63 | 0 | 0 | 0 |
| | 0 | 14.97 | 55.6884 | 58.1748 | 14.97 | 0 | 7.03 | 0 | 0 | 0 | 0 |
| | 0 | 0 | 0 | 0 | 0 | 0 | 0 | 0 | 0 | 0 | 0 |
| | 0 | 0 | 0 | 0 | 0 | 0 | 0 | 0 | 0 | 0 | 0 |
| | 0 | 0 | 0 | 0 | 0 | 0 | 0 | 0 | 0 | 0 | 0 |
| | 0 | 0 | 0 | 0 | 0 | 0 | 0 | 0 | 0 | 0 | 0 |
| | 0 | 0 | 0 | 0 | 0 | 0 | 0 | 0 | 0 | 0 | 0 |
| | 0 | 0 | 0 | 0 | 0 | 0 | 0 | 0 | 0 | 0 | 0 |
| 2004 | 1 | 17 | 1 | 0 | 1 | 17 | 17 | 7.56 | 0 | 0 | 0 |
| | 0 | 0 | 0 | 14.97 | 22 | 58.7784 | 29.94 | 0 | 0 | 0 | 0 |
| | 0 | 0 | 0 | 0 | 0 | 0 | 0 | 0 | 0 | 0 | 0 |
| | 0 | 0 | 0 | 0 | 0 | 0 | 0 | 0 | 0 | 0 | 0 |
| | 0 | 0 | 0 | 0 | 0 | 0 | 0 | 0 | 0 | 0 | 0 |
| | 0 | 0 | 0 | 0 | 0 | 0 | 0 | 0 | 0 | 0 | 0 |
| | 0 | 0 | 0 | 0 | 0 | 0 | 0 | 0 | 0 | 0 | 0 |
| | 0 | 0 | 0 | 0 | 0 | 0 | 0 | 0 | 0 | 0 | 0 |
| 2004 | 1 | 17 | 1 | 0 | 1 | 18 | 18 | 9.7 | 0 | 0 | 0 |
| | 0 | 0 | 0 | 3.09 | 14.97 | 18.06 | 28.1 | 26.97 | 0 | 0 | 0 |
| | 0 | 0 | 0 | 0 | 0 | 0 | 0 | 0 | 0 | 0 | 0 |
| | 0 | 0 | 0 | 0 | 0 | 0 | 0 | 0 | 0 | 0 | 0 |

| | | | | | | | | | | | |
|------|---------|------|---------|---|---------|----------|---------|-------|---------|---------|---------|
| | 0 | 0 | 0 | 0 | 0 | 0 | 0 | 0 | 0 | 0 | 0 |
| | 0 | 0 | 0 | 0 | 0 | 0 | 0 | 0 | 0 | 0 | 0 |
| | 0 | 0 | 0 | 0 | 0 | 0 | 0 | 0 | 0 | 0 | 0 |
| 2004 | 0 | | | | | | | | | | |
| | 1 | 17 | 1 | 0 | 1 | 19 | 19 | 6.56 | 0 | 0 | 0 |
| | 0 | 0 | 0 | 0 | 0 | 111.3768 | 70.6584 | 0 | 3.09 | 10.4016 | 23.96 |
| | 0 | 0 | 0 | 0 | 0 | 0 | 0 | 0 | 0 | 0 | 0 |
| | 0 | 0 | 0 | 0 | 0 | 0 | 0 | 0 | 0 | 0 | 0 |
| | 0 | 0 | 0 | 0 | 0 | 0 | 0 | 0 | 0 | 0 | 0 |
| | 0 | 0 | 0 | 0 | 0 | 0 | 0 | 0 | 0 | 0 | 0 |
| | 0 | 0 | 0 | 0 | 0 | 0 | 0 | 0 | 0 | 0 | 0 |
| | 0 | 0 | 0 | 0 | 0 | 0 | 0 | 0 | 0 | 0 | 0 |
| 2004 | 0 | | | | | | | | | | |
| | 1 | 17 | 1 | 0 | 1 | 20 | 20 | 10.77 | 0 | 0 | 0 |
| | 0 | 0 | 0 | 0 | 0 | 0 | 3.09 | 43.84 | 6.18 | 12.08 | 8.99 |
| | 3.09 | 0 | 0 | 0 | 0 | 0 | 0 | 0 | 0 | 0 | 0 |
| | 0 | 0 | 0 | 0 | 0 | 0 | 0 | 0 | 0 | 0 | 0 |
| | 0 | 0 | 0 | 0 | 0 | 0 | 0 | 0 | 0 | 0 | 0 |
| | 0 | 0 | 0 | 0 | 0 | 0 | 0 | 0 | 0 | 0 | 0 |
| | 0 | 0 | 0 | 0 | 0 | 0 | 0 | 0 | 0 | 0 | 0 |
| 2004 | 0 | | | | | | | | | | |
| | 1 | 17 | 1 | 0 | 1 | 21 | 21 | 8.56 | 0 | 0 | 0 |
| | 0 | 0 | 0 | 0 | 0 | 0 | 0 | 3.09 | 16.5816 | 14.97 | 3.94 |
| | 3.94 | 0 | 55.6884 | 0 | 0 | 0 | 0 | 0 | 0 | 0 | 0 |
| | 0 | 0 | 0 | 0 | 0 | 0 | 0 | 0 | 0 | 0 | 0 |
| | 0 | 0 | 0 | 0 | 0 | 0 | 0 | 0 | 0 | 0 | 0 |
| | 0 | 0 | 0 | 0 | 0 | 0 | 0 | 0 | 0 | 0 | 0 |
| | 0 | 0 | 0 | 0 | 0 | 0 | 0 | 0 | 0 | 0 | 0 |
| 2004 | 0 | | | | | | | | | | |
| | 1 | 17 | 1 | 0 | 1 | 22 | 22 | 6.49 | 0 | 0 | 0 |
| | 0 | 0 | 0 | 0 | 0 | 0 | 0 | 0 | 74.85 | 0 | 55.6884 |
| | 3.09 | 8.99 | 0 | 0 | 26.97 | 14.97 | 0 | 0 | 55.6884 | 0 | 0 |
| | 0 | 0 | 0 | 0 | 0 | 0 | 0 | 0 | 0 | 0 | 0 |
| | 0 | 0 | 0 | 0 | 0 | 0 | 0 | 0 | 0 | 0 | 0 |
| | 0 | 0 | 0 | 0 | 0 | 0 | 0 | 0 | 0 | 0 | 0 |
| | 0 | 0 | 0 | 0 | 0 | 0 | 0 | 0 | 0 | 0 | 0 |
| 2004 | 0 | | | | | | | | | | |
| | 1 | 17 | 1 | 0 | 1 | 23 | 23 | 1.07 | 0 | 0 | 0 |
| | 0 | 0 | 0 | 0 | 0 | 0 | 0 | 0 | 0 | 0 | 0 |
| | 55.6884 | 0 | 0 | 0 | 0 | 0 | 0 | 0 | 0 | 0 | 0 |
| | 0 | 0 | 0 | 0 | 0 | 0 | 0 | 0 | 0 | 0 | 0 |
| | 0 | 0 | 0 | 0 | 0 | 0 | 0 | 0 | 0 | 0 | 0 |
| | 0 | 0 | 0 | 0 | 0 | 0 | 0 | 0 | 0 | 0 | 0 |
| | 0 | 0 | 0 | 0 | 0 | 0 | 0 | 0 | 0 | 0 | 0 |
| 2004 | 0 | | | | | | | | | | |
| | 1 | 17 | 1 | 0 | 1 | 24 | 24 | 2.28 | 0 | 0 | 0 |
| | 0 | 0 | 0 | 0 | 0 | 0 | 0 | 0 | 0 | 0 | 0 |
| | 0 | 0 | 55.6884 | 0 | 55.6884 | 0 | 26.97 | 0 | 0 | 0 | 26.97 |
| | 0 | 0 | 0 | 0 | 0 | 0 | 0 | 0 | 0 | 0 | 0 |
| | 0 | 0 | 0 | 0 | 0 | 0 | 0 | 0 | 0 | 0 | 0 |
| | 0 | 0 | 0 | 0 | 0 | 0 | 0 | 0 | 0 | 0 | 0 |
| | 0 | 0 | 0 | 0 | 0 | 0 | 0 | 0 | 0 | 0 | 0 |
| 2004 | 0 | | | | | | | | | | |
| | 1 | 17 | 2 | 0 | 1 | 3 | 3 | 1.07 | 0 | 0 | 0 |
| | 0 | 0 | 0 | 0 | 0 | 0 | 0 | 0 | 0 | 0 | 0 |
| | 0 | 0 | 0 | 0 | 0 | 0 | 0 | 0 | 0 | 0 | 0 |
| | 0 | 0 | 0 | 0 | 0 | 0 | 0 | 0 | 0 | 0 | 0 |
| | 14.97 | 0 | 0 | 0 | 0 | 0 | 0 | 0 | 0 | 0 | 0 |
| | 0 | 0 | 0 | 0 | 0 | 0 | 0 | 0 | 0 | 0 | 0 |
| | 0 | 0 | 0 | 0 | 0 | 0 | 0 | 0 | 0 | 0 | 0 |
| 2004 | 0 | | | | | | | | | | |
| | 1 | 17 | 2 | 0 | 1 | 9 | 9 | 1.07 | 0 | 0 | 0 |
| | 0 | 0 | 0 | 0 | 0 | 0 | 0 | 0 | 0 | 0 | 0 |
| | 0 | 0 | 0 | 0 | 0 | 0 | 0 | 0 | 0 | 0 | 0 |
| | 0 | 0 | 0 | 0 | 0 | 0 | 0 | 0 | 0 | 0 | 0 |
| | 0 | 0 | 3.09 | 0 | 0 | 0 | 0 | 0 | 0 | 0 | 0 |
| | 0 | 0 | 0 | 0 | 0 | 0 | 0 | 0 | 0 | 0 | 0 |
| | 0 | 0 | 0 | 0 | 0 | 0 | 0 | 0 | 0 | 0 | 0 |
| 2004 | 0 | | | | | | | | | | |
| | 1 | 17 | 2 | 0 | 1 | 12 | 12 | 2.21 | 0 | 0 | 0 |
| | 0 | 0 | 0 | 0 | 0 | 0 | 0 | 0 | 0 | 0 | 0 |

| | | | | | | | | | | | |
|------|---------|-------|---------|----------|---------|---------|----------|---------|---------|----------|----------|
| | 0 | 0 | 0 | 0 | 0 | 0 | 0 | 0 | 0 | 0 | 0 |
| | 0 | 0 | 0 | 0 | 0 | 0 | 0 | 0 | 0 | 0 | 0 |
| | 0 | 0 | 0 | 14.97 | 25.3716 | 0 | 0 | 0 | 0 | 0 | 0 |
| | 0 | 0 | 0 | 0 | 0 | 0 | 0 | 0 | 0 | 0 | 0 |
| | 0 | 0 | 0 | 0 | 0 | 0 | 0 | 0 | 0 | 0 | 0 |
| 2004 | 0 | | | | | | | | | | |
| | 1 | 17 | 2 | 0 | 1 | 13 | 13 | 2.14 | 0 | 0 | 0 |
| | 0 | 0 | 0 | 0 | 0 | 0 | 0 | 0 | 0 | 0 | 0 |
| | 0 | 0 | 0 | 0 | 0 | 0 | 0 | 0 | 0 | 0 | 0 |
| | 0 | 0 | 0 | 0 | 0 | 0 | 0 | 0 | 0 | 0 | 0 |
| | 0 | 0 | 0 | 0 | 0 | 10.4016 | 14.97 | 0 | 0 | 0 | 0 |
| | 0 | 0 | 0 | 0 | 0 | 0 | 0 | 0 | 0 | 0 | 0 |
| | 0 | 0 | 0 | 0 | 0 | 0 | 0 | 0 | 0 | 0 | 0 |
| 2004 | 0 | | | | | | | | | | |
| | 1 | 17 | 2 | 0 | 1 | 14 | 14 | 4.56 | 0 | 0 | 0 |
| | 0 | 0 | 0 | 0 | 0 | 0 | 0 | 0 | 0 | 0 | 0 |
| | 0 | 0 | 0 | 0 | 0 | 0 | 0 | 0 | 0 | 0 | 0 |
| | 0 | 0 | 0 | 0 | 0 | 0 | 0 | 0 | 0 | 0 | 0 |
| | 0 | 0 | 0 | 0 | 13.4916 | 62.7432 | 18.06 | 0 | 0 | 0 | 0 |
| | 0 | 0 | 0 | 0 | 0 | 0 | 0 | 0 | 0 | 0 | 0 |
| | 0 | 0 | 0 | 0 | 0 | 0 | 0 | 0 | 0 | 0 | 0 |
| 2004 | 0 | | | | | | | | | | |
| | 1 | 17 | 2 | 0 | 1 | 15 | 15 | 7.77 | 0 | 0 | 0 |
| | 0 | 0 | 0 | 0 | 0 | 0 | 0 | 0 | 0 | 0 | 0 |
| | 0 | 0 | 0 | 0 | 0 | 0 | 0 | 0 | 0 | 0 | 0 |
| | 0 | 0 | 0 | 0 | 0 | 0 | 0 | 0 | 0 | 0 | 0 |
| | 0 | 0 | 0 | 0 | 20.8032 | 14.97 | 69.18 | 41.3116 | 10.4016 | 0 | 0 |
| | 8.99 | 0 | 0 | 0 | 0 | 0 | 0 | 0 | 0 | 0 | 0 |
| | 0 | 0 | 0 | 0 | 0 | 0 | 0 | 0 | 0 | 0 | 0 |
| 2004 | 0 | | | | | | | | | | |
| | 1 | 17 | 2 | 0 | 1 | 16 | 16 | 10.77 | 0 | 0 | 0 |
| | 0 | 0 | 0 | 0 | 0 | 0 | 0 | 0 | 0 | 0 | 0 |
| | 0 | 0 | 0 | 0 | 0 | 0 | 0 | 0 | 0 | 0 | 0 |
| | 0 | 0 | 0 | 0 | 0 | 0 | 0 | 0 | 0 | 0 | 0 |
| | 0 | 0 | 0 | 0 | 25.3716 | 33.03 | 7.03 | 6.18 | 14.97 | 0 | 0 |
| | 55.6884 | 0 | 0 | 0 | 0 | 0 | 0 | 0 | 0 | 0 | 0 |
| | 0 | 0 | 0 | 0 | 0 | 0 | 0 | 0 | 0 | 0 | 0 |
| 2004 | 0 | | | | | | | | | | |
| | 1 | 17 | 2 | 0 | 1 | 17 | 17 | 16.82 | 0 | 0 | 0 |
| | 0 | 0 | 0 | 0 | 0 | 0 | 0 | 0 | 0 | 0 | 0 |
| | 0 | 0 | 0 | 0 | 0 | 0 | 0 | 0 | 0 | 0 | 0 |
| | 0 | 0 | 0 | 0 | 0 | 0 | 0 | 0 | 0 | 0 | 0 |
| | 0 | 0 | 0 | 0 | 0 | 6.18 | 52.06 | 48.2 | 21.15 | 52.06 | 211.5684 |
| | 3.09 | 0 | 0 | 0 | 0 | 0 | 0 | 0 | 0 | 0 | 0 |
| | 0 | 0 | 0 | 0 | 0 | 0 | 0 | 0 | 0 | 0 | 0 |
| 2004 | 0 | | | | | | | | | | |
| | 1 | 17 | 2 | 0 | 1 | 18 | 18 | 20.68 | 0 | 0 | 0 |
| | 0 | 0 | 0 | 0 | 0 | 0 | 0 | 0 | 0 | 0 | 0 |
| | 0 | 0 | 0 | 0 | 0 | 0 | 0 | 0 | 0 | 0 | 0 |
| | 0 | 0 | 0 | 0 | 0 | 0 | 0 | 0 | 0 | 0 | 0 |
| | 0 | 0 | 0 | 0 | 0 | 0 | 3.09 | 36.12 | 21.15 | 109.9084 | 36.12 |
| | 54.02 | 14.97 | 14.97 | 0 | 0 | 26.97 | 0 | 0 | 0 | 0 | 0 |
| | 0 | 0 | 0 | 0 | 0 | 0 | 0 | 0 | 0 | 0 | 0 |
| 2004 | 0 | | | | | | | | | | |
| | 1 | 17 | 2 | 0 | 1 | 19 | 19 | 9.19 | 0 | 0 | 0 |
| | 0 | 0 | 0 | 0 | 0 | 0 | 0 | 0 | 0 | 0 | 0 |
| | 0 | 0 | 0 | 0 | 0 | 0 | 0 | 0 | 0 | 0 | 0 |
| | 0 | 0 | 0 | 0 | 0 | 0 | 0 | 0 | 0 | 0 | 0 |
| | 0 | 0 | 0 | 0 | 0 | 0 | 0 | 0 | 0 | 55.6884 | 111.3768 |
| | 56.91 | 41.94 | 26.97 | 139.5284 | 97.6284 | 26.97 | 0 | 0 | 0 | 26.97 | 0 |
| | 0 | 0 | 0 | 0 | 0 | 0 | 0 | 0 | 0 | 0 | 0 |
| 2004 | 0 | | | | | | | | | | |
| | 1 | 17 | 2 | 0 | 1 | 20 | 20 | 12.33 | 0 | 0 | 0 |
| | 0 | 0 | 0 | 0 | 0 | 0 | 0 | 0 | 0 | 0 | 0 |
| | 0 | 0 | 0 | 0 | 0 | 0 | 0 | 0 | 0 | 0 | 0 |
| | 0 | 0 | 0 | 0 | 0 | 0 | 0 | 0 | 0 | 0 | 0 |
| | 0 | 0 | 0 | 0 | 0 | 0 | 0 | 0 | 29.94 | 3.09 | 0 |
| | 18.06 | 33.03 | 55.6884 | 0 | 29.94 | 14.97 | 109.6284 | 0 | 26.97 | 0 | 0 |
| | 53.94 | 0 | 0 | 53.94 | 0 | 0 | 0 | 0 | 0 | 0 | 0 |
| | 0 | | | | | | | | | | |

| | | | | | | | | | | | |
|--|----------|---------|---------|----------|----------|----------|----------|----------|----------|----------|----------|
| 2004 | 1 | 17 | 2 | 0 | 1 | 21 | 21 | 1.21 | 0 | 0 | 0 |
| | 0 | 0 | 0 | 0 | 0 | 0 | 0 | 0 | 0 | 0 | 0 |
| | 0 | 0 | 0 | 0 | 0 | 0 | 0 | 0 | 0 | 0 | 0 |
| | 0 | 0 | 0 | 0 | 0 | 0 | 0 | 0 | 0 | 0 | 0 |
| | 0 | 0 | 0 | 0 | 0 | 0 | 0 | 0 | 0 | 0 | 0 |
| | 0 | 0 | 0 | 55.6884 | 0 | 0 | 0 | 55.6884 | 55.6884 | 0 | 0 |
| | 0 | 0 | 0 | 0 | 0 | 0 | 0 | 0 | 0 | 0 | 0 |
| | 0 | | | | | | | | | | |
| 2004 | 1 | 17 | 2 | 0 | 1 | 22 | 22 | 4.28 | 0 | 0 | 0 |
| | 0 | 0 | 0 | 0 | 0 | 0 | 0 | 0 | 0 | 0 | 0 |
| | 0 | 0 | 0 | 0 | 0 | 0 | 0 | 0 | 0 | 0 | 0 |
| | 0 | 0 | 0 | 0 | 0 | 0 | 0 | 0 | 0 | 0 | 0 |
| | 0 | 0 | 0 | 0 | 0 | 0 | 0 | 0 | 0 | 0 | 0 |
| | 74.85 | 0 | 0 | 0 | 0 | 14.97 | 0 | 0 | 0 | 0 | 0 |
| | 0 | 0 | 0 | 0 | 0 | 0 | 0 | 0 | 0 | 14.97 | 0 |
| | 14.97 | | | | | | | | | | |
| # 2007 WA Trawl age error key 1 (n=25) | | | | | | | | | | | |
| 1980 | 1 | 15 | 3 | 0 | 1 | -1 | -1 | 14.12 | 0.000 | 0.000 | 0.000 |
| | 0.000 | 1.138 | 2.276 | 2.276 | 2.276 | 3.414 | 7.966 | 7.966 | 2.276 | 1.138 | 2.276 |
| | 1.138 | 1.138 | 1.138 | 1.138 | 3.414 | 1.138 | 0.000 | 0.000 | 0.000 | 0.000 | 0.000 |
| | 0.000 | 0.000 | 0.000 | 0.000 | 0.000 | 0.000 | 0.000 | 0.000 | 0.000 | 0.000 | 0.000 |
| | 0.000 | 0.000 | 0.000 | 0.000 | 2.276 | 5.690 | 1.138 | 5.690 | 6.828 | 10.242 | 6.828 |
| | 1.138 | 2.276 | 0.000 | 2.276 | 3.414 | 5.690 | 3.414 | 1.138 | 0.000 | 2.276 | 2.276 |
| | 0.000 | 1.138 | 1.138 | 0.000 | 1.138 | 1.138 | 0.000 | 1.138 | 0.000 | 1.138 | 0.000 |
| | 1.138 | | | | | | | | | | |
| 1981 | 1 | 15 | 3 | 0 | 1 | -1 | -1 | 35.30 | 0.000 | 0.000 | 0.000 |
| | 0.000 | 0.000 | 19.166 | 68.332 | 110.669 | 212.922 | 397.324 | 229.214 | 131.123 | 58.653 | 99.620 |
| | 21.933 | 10.967 | 23.170 | 68.382 | 10.967 | 19.166 | 5.483 | 10.967 | 0.000 | 0.000 | 0.000 |
| | 5.483 | 19.166 | 0.000 | 0.000 | 0.000 | 0.000 | 0.000 | 0.000 | 0.000 | 27.366 | 0.000 |
| | 0.000 | 0.000 | 0.000 | 25.887 | 5.483 | 135.102 | 103.598 | 176.202 | 510.172 | 184.052 | 208.568 |
| | 155.640 | 154.269 | 66.987 | 65.616 | 152.710 | 47.578 | 40.966 | 23.170 | 10.967 | 51.824 | 5.483 |
| | 43.816 | 0.000 | 0.000 | 13.683 | 65.616 | 13.683 | 0.000 | 13.683 | 19.166 | 13.683 | 0.000 |
| | 95.699 | | | | | | | | | | |
| 1982 | 1 | 15 | 3 | 0 | 1 | -1 | -1 | 21.18 | 0.000 | 0.000 | 0.000 |
| | 4.269 | 74.658 | 41.598 | 33.650 | 37.919 | 33.787 | 12.807 | 34.239 | 30.786 | 22.474 | 16.712 |
| | 4.495 | 0.000 | 0.000 | 0.000 | 0.000 | 0.000 | 0.000 | 0.000 | 0.000 | 0.000 | 0.000 |
| | 0.000 | 12.443 | 0.000 | 0.000 | 0.000 | 0.000 | 0.000 | 0.000 | 0.000 | 0.000 | 0.000 |
| | 0.000 | 0.000 | 24.886 | 12.443 | 83.786 | 104.403 | 50.951 | 58.674 | 21.433 | 4.269 | 29.745 |
| | 29.381 | 35.281 | 4.269 | 8.764 | 4.495 | 22.474 | 4.495 | 4.495 | 17.979 | 13.033 | 21.433 |
| | 4.495 | 12.443 | 21.433 | 12.443 | 0.000 | 4.495 | 4.269 | 4.495 | 0.000 | 12.443 | 4.495 |
| | 41.824 | | | | | | | | | | |
| 1983 | 1 | 15 | 3 | 0 | 1 | -1 | -1 | 14.12 | 0.000 | 0.000 | 0.000 |
| | 0.000 | 285.283 | 285.283 | 1569.058 | 1296.316 | 570.566 | 815.882 | 155.183 | 297.824 | 232.774 | 0.000 |
| | 0.000 | 0.000 | 0.000 | 0.000 | 0.000 | 0.000 | 0.000 | 0.000 | 0.000 | 0.000 | 0.000 |
| | 0.000 | 0.000 | 0.000 | 0.000 | 0.000 | 0.000 | 0.000 | 0.000 | 0.000 | 0.000 | 0.000 |
| | 0.000 | 0.000 | 142.642 | 427.925 | 1141.133 | 2515.040 | 1659.190 | 1153.674 | 1426.416 | 570.566 | 375.416 |
| | 297.824 | 0.000 | 220.233 | 285.283 | 297.824 | 77.591 | 77.591 | 285.283 | 310.365 | 142.642 | 77.591 |
| | 155.183 | 0.000 | 77.591 | 0.000 | 0.000 | 0.000 | 0.000 | 77.591 | 0.000 | 0.000 | 0.000 |
| | 840.964 | | | | | | | | | | |
| 1984 | 1 | 15 | 3 | 0 | 1 | -1 | -1 | 21.18 | 0.000 | 0.000 | 0.000 |
| | 0.000 | 0.000 | 152.652 | 76.326 | 129.210 | 287.883 | 287.883 | 287.883 | 46.863 | 299.261 | 58.905 |
| | 369.545 | 123.189 | 199.515 | 123.189 | 0.000 | 93.726 | 76.326 | 129.210 | 0.000 | 0.000 | 0.000 |
| | 0.000 | 76.326 | 0.000 | 0.000 | 0.000 | 0.000 | 0.000 | 0.000 | 0.000 | 0.000 | 0.000 |
| | 0.000 | 0.000 | 0.000 | 0.000 | 0.000 | 311.325 | 411.735 | 458.598 | 493.418 | 376.251 | 140.588 |
| | 6.021 | 94.389 | 64.926 | 93.726 | 0.000 | 105.768 | 6.021 | 187.451 | 6.021 | 152.652 | 176.073 |
| | 46.863 | 6.021 | 58.905 | 0.000 | 0.000 | 0.000 | 0.000 | 93.726 | 0.000 | 58.905 | 0.000 |
| | 293.219 | | | | | | | | | | |
| 1985 | 1 | 15 | 3 | 0 | 1 | -1 | -1 | 7.06 | 0.000 | 0.000 | 0.000 |
| | 0.000 | 0.000 | 0.000 | 0.000 | 48.931 | 97.861 | 391.445 | 391.445 | 244.653 | 146.792 | 342.514 |
| | 195.723 | 97.861 | 0.000 | 97.861 | 0.000 | 97.861 | 0.000 | 48.931 | 0.000 | 0.000 | 0.000 |
| | 0.000 | 0.000 | 0.000 | 0.000 | 0.000 | 0.000 | 0.000 | 0.000 | 0.000 | 0.000 | 0.000 |
| | 0.000 | 0.000 | 0.000 | 0.000 | 0.000 | 0.000 | 146.792 | 146.792 | 391.445 | 293.584 | 244.653 |
| | 146.792 | 244.653 | 244.653 | 146.792 | 97.861 | 0.000 | 0.000 | 0.000 | 48.931 | 97.861 | 97.861 |
| | 48.931 | 48.931 | 48.931 | 48.931 | 0.000 | 0.000 | 0.000 | 0.000 | 0.000 | 0.000 | 48.931 |
| | 97.861 | | | | | | | | | | |
| 1987 | 1 | 15 | 3 | 0 | 1 | -1 | -1 | 84.72 | 0.000 | 0.000 | 0.000 |
| | 0.000 | 0.000 | 314.668 | 181.420 | 1672.042 | 2157.026 | 2323.814 | 2777.587 | 2166.543 | 1851.626 | 755.256 |
| | 1169.988 | 804.219 | 505.732 | 367.263 | 302.464 | 72.159 | 23.770 | 0.000 | 37.343 | 260.564 | 62.686 |
| | 166.382 | 0.000 | 0.000 | 0.000 | 23.770 | 0.000 | 0.000 | 0.000 | 0.000 | 42.346 | 0.000 |
| | 0.000 | 0.000 | 0.000 | 9.874 | 106.725 | 427.262 | 2379.180 | 2977.990 | 1680.528 | 2570.071 | 2146.587 |

| | | | | | | | | | | | |
|------|----------|----------|----------|----------|----------|----------|----------|----------|----------|----------|----------|
| | 1060.484 | 326.843 | 199.689 | 275.267 | 252.504 | 257.835 | 410.780 | 174.627 | 336.861 | 231.434 | 214.000 |
| | 0.000 | 15.472 | 30.944 | 199.689 | 232.857 | 198.775 | 353.972 | 0.000 | 132.412 | 138.105 | 74.687 |
| | 1596.282 | | | | | | | | | | |
| 1988 | 1 | 15 | 3 | 0 | 1 | -1 | -1 | 35.30 | 0.000 | 0.000 | 0.000 |
| | 7.962 | 31.846 | 39.808 | 56.960 | 88.819 | 214.853 | 485.450 | 523.221 | 664.417 | 374.519 | 231.878 |
| | 37.671 | 235.155 | 227.738 | 0.000 | 12.557 | 73.441 | 0.000 | 80.857 | 0.000 | 0.000 | 0.000 |
| | 0.000 | 80.857 | 80.857 | 0.000 | 0.000 | 0.000 | 11.556 | 0.000 | 11.556 | 12.557 | 0.000 |
| | 0.000 | 0.000 | 0.000 | 7.962 | 95.767 | 129.071 | 69.517 | 406.365 | 667.137 | 427.669 | 746.275 |
| | 312.735 | 84.997 | 246.711 | 46.225 | 37.671 | 73.441 | 0.000 | 73.441 | 24.113 | 235.155 | 80.857 |
| | 80.857 | 154.298 | 103.970 | 11.556 | 92.413 | 161.714 | 80.857 | 73.441 | 12.557 | 80.857 | 11.556 |
| | 792.499 | | | | | | | | | | |
| 1989 | 1 | 15 | 3 | 0 | 1 | -1 | -1 | 91.78 | 0.000 | 0.000 | 0.000 |
| | 125.467 | 100.465 | 526.406 | 1444.355 | 2215.856 | 3493.773 | 2947.182 | 2161.451 | 1948.887 | 978.729 | 778.550 |
| | 362.258 | 246.616 | 290.120 | 0.000 | 51.073 | 0.000 | 214.229 | 0.000 | 0.000 | 0.000 | 0.000 |
| | 0.000 | 0.000 | 0.000 | 0.000 | 0.000 | 0.000 | 0.000 | 0.000 | 218.285 | 341.862 | 0.000 |
| | 0.000 | 25.093 | 54.045 | 173.713 | 881.338 | 2243.636 | 2521.382 | 3072.295 | 4354.315 | 2677.730 | 3225.230 |
| | 1728.132 | 953.597 | 496.604 | 102.329 | 384.357 | 471.094 | 573.240 | 92.095 | 273.182 | 0.000 | 92.794 |
| | 68.159 | 0.000 | 214.229 | 0.000 | 107.115 | 51.073 | 120.061 | 102.146 | 51.073 | 69.687 | 206.578 |
| | 1359.841 | | | | | | | | | | |
| 1990 | 1 | 15 | 3 | 0 | 1 | -1 | -1 | 77.66 | 0.000 | 0.000 | 0.000 |
| | 37.596 | 0.000 | 822.504 | 838.170 | 1724.910 | 2403.423 | 2948.462 | 3715.324 | 2325.520 | 2222.534 | 750.774 |
| | 801.003 | 198.969 | 601.608 | 195.933 | 135.030 | 3.035 | 3.035 | 127.895 | 0.000 | 0.000 | 0.000 |
| | 0.000 | 0.000 | 3.035 | 0.000 | 211.824 | 0.000 | 0.000 | 0.000 | 0.000 | 0.000 | 0.000 |
| | 0.000 | 0.000 | 0.000 | 5.836 | 564.907 | 2546.672 | 2188.533 | 2037.928 | 2493.554 | 3198.335 | 3090.009 |
| | 1505.896 | 1066.520 | 1035.383 | 561.823 | 709.498 | 209.646 | 212.776 | 6.071 | 604.643 | 344.771 | 209.741 |
| | 0.000 | 225.316 | 3.035 | 6.071 | 97.434 | 97.434 | 3.035 | 212.776 | 3.035 | 30.461 | 3.035 |
| | 1128.254 | | | | | | | | | | |
| 1991 | 1 | 15 | 3 | 0 | 1 | -1 | -1 | 7.06 | 0.000 | 0.000 | 0.000 |
| | 0.000 | 0.000 | 0.000 | 0.000 | 0.000 | 186.491 | 0.000 | 559.474 | 559.474 | 559.474 | 932.456 |
| | 372.982 | 0.000 | 0.000 | 0.000 | 0.000 | 186.491 | 0.000 | 186.491 | 0.000 | 0.000 | 0.000 |
| | 0.000 | 0.000 | 0.000 | 0.000 | 0.000 | 0.000 | 0.000 | 0.000 | 0.000 | 0.000 | 0.000 |
| | 0.000 | 0.000 | 0.000 | 0.000 | 0.000 | 0.000 | 0.000 | 0.000 | 186.491 | 559.474 | 372.982 |
| | 372.982 | 932.456 | 745.965 | 559.474 | 186.491 | 0.000 | 186.491 | 0.000 | 186.491 | 372.982 | 0.000 |
| | 186.491 | 0.000 | 186.491 | 0.000 | 0.000 | 0.000 | 0.000 | 0.000 | 0.000 | 0.000 | 0.000 |
| | 186.491 | | | | | | | | | | |
| 1992 | 1 | 15 | 3 | 0 | 1 | -1 | -1 | 84.72 | 0.000 | 0.000 | 0.000 |
| | 0.000 | 385.145 | 1039.991 | 892.503 | 3116.253 | 1571.725 | 801.596 | 1796.922 | 1846.628 | 1865.441 | 1735.802 |
| | 2060.908 | 1863.535 | 1420.915 | 402.264 | 969.284 | 277.959 | 0.000 | 0.000 | 144.649 | 144.649 | 0.000 |
| | 0.000 | 0.000 | 0.000 | 0.000 | 0.000 | 0.000 | 0.000 | 0.000 | 14.574 | 0.000 | 0.000 |
| | 0.000 | 0.000 | 0.000 | 398.997 | 110.513 | 1936.558 | 2139.602 | 2865.718 | 2716.253 | 3138.851 | 1752.359 |
| | 451.253 | 570.138 | 913.504 | 1644.213 | 1101.756 | 1096.679 | 680.079 | 21.415 | 614.964 | 535.429 | 478.947 |
| | 0.000 | 0.000 | 0.000 | 144.649 | 334.297 | 0.000 | 4.838 | 340.404 | 215.706 | 15.040 | 0.000 |
| | 1211.333 | | | | | | | | | | |
| 1993 | 1 | 15 | 3 | 0 | 1 | -1 | -1 | 32.19 | 0.000 | 0.000 | 0.000 |
| | 0.000 | 41.572 | 378.135 | 24.273 | 813.573 | 793.459 | 591.422 | 893.955 | 736.212 | 1284.448 | 227.523 |
| | 0.000 | 16.138 | 0.000 | 0.000 | 0.000 | 0.000 | 0.000 | 0.000 | 37.504 | 0.000 | 0.000 |
| | 0.000 | 0.000 | 0.000 | 0.000 | 0.000 | 0.000 | 0.000 | 0.000 | 0.000 | 0.000 | 0.000 |
| | 0.000 | 0.000 | 2.034 | 6.101 | 52.613 | 10.168 | 772.277 | 1878.367 | 881.002 | 835.084 | 743.937 |
| | 297.304 | 248.889 | 0.000 | 0.000 | 0.000 | 0.000 | 0.000 | 0.000 | 37.504 | 0.000 | 53.643 |
| | 0.000 | 37.504 | 0.000 | 0.000 | 0.000 | 0.000 | 37.504 | 0.000 | 16.138 | 0.000 | 0.000 |
| | 0.000 | | | | | | | | | | |
| 1994 | 1 | 15 | 3 | 0 | 1 | -1 | -1 | 105.90 | 0.000 | 0.000 | 0.000 |
| | 11.793 | 303.052 | 815.389 | 1068.324 | 1207.547 | 2090.416 | 1244.078 | 1171.043 | 767.828 | 311.398 | 222.589 |
| | 488.298 | 204.705 | 101.889 | 34.691 | 49.007 | 49.007 | 0.000 | 18.710 | 20.141 | 155.749 | 0.000 |
| | 0.000 | 1.759 | 0.000 | 1.097 | 0.000 | 0.000 | 17.613 | 54.717 | 0.000 | 18.190 | 0.000 |
| | 0.000 | 0.000 | 25.065 | 376.347 | 785.208 | 821.024 | 1975.058 | 2407.590 | 1297.573 | 971.284 | 1156.390 |
| | 524.855 | 439.259 | 166.417 | 139.613 | 140.949 | 135.314 | 38.220 | 247.029 | 22.479 | 139.410 | 18.710 |
| | 0.000 | 0.000 | 41.041 | 139.410 | 0.000 | 0.000 | 139.410 | 113.371 | 157.023 | 6.869 | 0.000 |
| | 191.946 | | | | | | | | | | |
| 1995 | 1 | 15 | 3 | 0 | 1 | -1 | -1 | 155.32 | 0.000 | 0.000 | 0.000 |
| | 6.813 | 89.151 | 158.557 | 404.822 | 651.775 | 564.748 | 672.100 | 820.070 | 429.091 | 294.382 | 144.893 |
| | 68.908 | 23.451 | 8.749 | 5.130 | 12.591 | 5.977 | 47.390 | 0.000 | 5.130 | 0.000 | 0.000 |
| | 0.000 | 0.000 | 0.000 | 0.000 | 0.000 | 0.000 | 0.000 | 0.000 | 8.117 | 0.000 | 0.000 |
| | 0.000 | 0.000 | 6.813 | 157.825 | 287.799 | 512.595 | 824.410 | 483.796 | 930.294 | 671.771 | 280.718 |
| | 110.676 | 116.835 | 66.458 | 71.220 | 8.632 | 10.369 | 12.591 | 9.948 | 0.000 | 0.000 | 25.387 |
| | 4.257 | 0.000 | 0.000 | 0.000 | 4.058 | 0.000 | 0.000 | 0.000 | 16.259 | 0.000 | 14.929 |
| | 32.492 | | | | | | | | | | |
| 1996 | 1 | 15 | 3 | 0 | 1 | -1 | -1 | 98.84 | 0.000 | 0.000 | 0.000 |
| | 17.094 | 56.984 | 120.955 | 198.925 | 254.682 | 236.982 | 455.987 | 492.082 | 393.291 | 380.645 | 79.515 |
| | 31.367 | 140.331 | 11.698 | 37.420 | 8.188 | 0.000 | 3.155 | 3.511 | 0.000 | 0.000 | 0.000 |

| | | | | | | | | | | | |
|------|---------|---------|---------|---------|---------|---------|---------|---------|---------|---------|---------|
| | 0.000 | 0.000 | 0.000 | 0.000 | 0.000 | 0.000 | 0.000 | 0.000 | 0.000 | 0.000 | 0.000 |
| | 0.000 | 0.000 | 20.650 | 66.958 | 207.306 | 264.271 | 452.880 | 328.607 | 397.931 | 485.390 | 339.480 |
| | 262.084 | 171.886 | 51.180 | 88.719 | 85.209 | 8.188 | 110.703 | 85.209 | 41.870 | 0.000 | 0.000 |
| | 0.000 | 0.000 | 0.000 | 43.338 | 0.000 | 33.682 | 10.477 | 0.000 | 0.000 | 0.000 | 8.188 |
| | 20.953 | | | | | | | | | | |
| 1997 | 1 | 15 | 3 | 0 | 1 | -1 | -1 | 120.02 | 0.000 | 0.000 | 0.000 |
| | 42.501 | 87.323 | 114.824 | 273.283 | 543.503 | 496.606 | 809.017 | 779.741 | 824.275 | 724.531 | 596.595 |
| | 172.991 | 142.488 | 101.233 | 126.945 | 120.775 | 84.891 | 115.048 | 0.000 | 22.017 | 49.347 | 37.900 |
| | 0.000 | 0.000 | 0.000 | 34.598 | 0.000 | 0.000 | 0.000 | 0.000 | 0.000 | 0.000 | 0.000 |
| | 0.000 | 0.000 | 43.661 | 212.569 | 119.037 | 603.479 | 573.911 | 990.154 | 943.757 | 757.181 | 740.893 |
| | 439.659 | 581.648 | 260.589 | 109.790 | 45.842 | 184.521 | 64.877 | 66.234 | 76.954 | 43.669 | 14.749 |
| | 100.299 | 0.000 | 56.615 | 0.000 | 14.749 | 0.000 | 31.636 | 0.000 | 0.000 | 0.000 | 0.000 |
| | 195.584 | | | | | | | | | | |
| 1998 | 1 | 15 | 3 | 0 | 1 | -1 | -1 | 112.96 | 0.000 | 0.000 | 0.000 |
| | 5.595 | 7.553 | 83.710 | 364.494 | 476.123 | 935.200 | 728.423 | 416.294 | 699.450 | 442.869 | 615.200 |
| | 271.347 | 118.811 | 52.603 | 159.584 | 113.465 | 33.113 | 77.443 | 0.000 | 11.608 | 49.347 | 22.757 |
| | 0.000 | 0.000 | 23.987 | 11.608 | 36.865 | 0.000 | 0.000 | 0.000 | 0.000 | 11.608 | 0.000 |
| | 0.000 | 0.000 | 17.469 | 54.187 | 204.535 | 190.023 | 854.959 | 843.092 | 861.502 | 717.876 | 457.856 |
| | 439.627 | 345.411 | 180.176 | 208.889 | 24.514 | 84.147 | 126.786 | 0.000 | 46.973 | 60.852 | 0.000 |
| | 42.687 | 0.000 | 23.987 | 48.831 | 0.000 | 36.865 | 0.000 | 0.000 | 0.000 | 0.000 | 0.000 |
| | 125.337 | | | | | | | | | | |
| 1999 | 1 | 15 | 3 | 0 | 1 | -1 | -1 | 105.90 | 0.000 | 0.000 | 0.000 |
| | 9.957 | 55.355 | 32.538 | 100.256 | 146.397 | 233.871 | 320.371 | 302.713 | 256.557 | 357.168 | 217.040 |
| | 330.586 | 198.855 | 121.465 | 151.106 | 49.122 | 47.882 | 74.813 | 0.000 | 4.977 | 6.257 | 0.000 |
| | 17.417 | 0.000 | 0.000 | 0.000 | 0.000 | 0.000 | 0.000 | 0.000 | 0.000 | 0.000 | 0.000 |
| | 0.000 | 1.088 | 2.176 | 6.003 | 33.421 | 246.614 | 139.806 | 263.381 | 433.396 | 467.628 | 557.502 |
| | 335.087 | 243.625 | 287.164 | 74.749 | 249.033 | 59.834 | 3.370 | 73.904 | 46.671 | 70.862 | 0.000 |
| | 24.862 | 0.000 | 2.450 | 55.516 | 0.000 | 17.417 | 23.673 | 0.000 | 0.000 | 0.000 | 0.000 |
| | 2.527 | | | | | | | | | | |
| 2000 | 1 | 15 | 3 | 0 | 1 | -1 | -1 | 36.64 | 0.000 | 0.000 | 0.000 |
| | 0.000 | 3.212 | 10.002 | 8.895 | 16.260 | 8.451 | 10.653 | 23.115 | 25.803 | 11.313 | 9.077 |
| | 6.821 | 2.596 | 6.821 | 2.596 | 0.000 | 2.596 | 0.000 | 0.000 | 0.000 | 0.000 | 0.000 |
| | 0.617 | 0.000 | 0.000 | 0.000 | 0.000 | 0.000 | 0.000 | 0.000 | 0.000 | 0.000 | 0.000 |
| | 0.000 | 0.000 | 0.000 | 4.344 | 13.603 | 8.833 | 23.590 | 26.293 | 15.972 | 23.526 | 23.964 |
| | 12.841 | 14.564 | 3.152 | 4.841 | 6.821 | 0.000 | 2.596 | 2.596 | 0.000 | 0.000 | 0.617 |
| | 0.000 | 0.000 | 0.000 | 0.000 | 0.000 | 0.000 | 0.000 | 0.000 | 0.000 | 0.000 | 1.012 |
| | 0.617 | | | | | | | | | | |
| 2001 | 1 | 15 | 3 | 0 | 1 | -1 | -1 | 52.26 | 0.000 | 0.000 | 0.000 |
| | 1.248 | 1.248 | 5.963 | 24.416 | 28.733 | 30.514 | 21.519 | 53.550 | 27.944 | 27.583 | 30.326 |
| | 19.766 | 6.180 | 5.580 | 7.513 | 1.510 | 3.020 | 0.910 | 0.000 | 0.000 | 0.000 | 0.000 |
| | 0.000 | 0.000 | 0.000 | 0.000 | 0.000 | 0.000 | 0.000 | 0.000 | 0.000 | 0.000 | 0.000 |
| | 0.000 | 0.000 | 2.497 | 4.751 | 17.559 | 19.195 | 51.598 | 82.000 | 53.592 | 64.353 | 30.953 |
| | 52.942 | 17.130 | 14.945 | 14.920 | 1.510 | 1.117 | 5.438 | 4.670 | 5.438 | 0.000 | 1.117 |
| | 0.000 | 0.000 | 0.000 | 0.000 | 0.000 | 0.000 | 1.117 | 0.000 | 0.000 | 0.000 | 0.000 |
| | 0.000 | | | | | | | | | | |
| 2002 | 1 | 15 | 3 | 0 | 1 | -1 | -1 | 105.56 | 0.000 | 0.000 | 0.000 |
| | 0.000 | 0.000 | 0.000 | 29.532 | 48.568 | 45.443 | 20.673 | 49.737 | 28.312 | 46.294 | 52.844 |
| | 55.333 | 37.873 | 43.055 | 32.171 | 18.309 | 14.675 | 4.186 | 6.038 | 9.875 | 4.079 | 3.960 |
| | 2.003 | 0.000 | 0.000 | 0.000 | 0.000 | 0.000 | 0.000 | 0.000 | 0.924 | 0.000 | 0.000 |
| | 0.000 | 0.000 | 0.000 | 0.000 | 13.388 | 29.460 | 77.625 | 59.585 | 52.653 | 78.294 | 75.888 |
| | 33.767 | 95.232 | 46.651 | 19.005 | 10.053 | 1.112 | 13.045 | 3.423 | 1.521 | 0.000 | 8.842 |
| | 0.000 | 1.112 | 0.000 | 0.000 | 0.000 | 0.000 | 0.000 | 1.112 | 0.000 | 0.000 | 0.000 |
| | 19.907 | | | | | | | | | | |
| 2003 | 1 | 15 | 3 | 0 | 1 | -1 | -1 | 56.60 | 0.000 | 0.000 | 0.000 |
| | 0.000 | 3.134 | 8.169 | 4.121 | 24.110 | 18.518 | 10.287 | 14.354 | 13.282 | 11.597 | 5.459 |
| | 4.854 | 5.342 | 0.000 | 6.173 | 2.399 | 1.083 | 1.160 | 1.930 | 0.000 | 0.000 | 0.000 |
| | 0.000 | 0.000 | 0.000 | 0.000 | 0.000 | 0.000 | 0.000 | 0.000 | 0.000 | 0.000 | 0.000 |
| | 0.000 | 0.000 | 0.000 | 0.000 | 3.181 | 6.188 | 16.741 | 21.946 | 18.779 | 13.751 | 9.685 |
| | 6.313 | 7.843 | 10.364 | 3.971 | 3.561 | 5.720 | 3.235 | 0.000 | 3.774 | 0.000 | 0.367 |
| | 0.000 | 0.000 | 0.000 | 0.000 | 0.000 | 0.000 | 0.000 | 0.000 | 0.000 | 0.000 | 0.000 |
| | 0.000 | | | | | | | | | | |
| 2004 | 1 | 15 | 3 | 0 | 1 | -1 | -1 | 126.79 | 0.000 | 0.000 | 11.803 |
| | 11.803 | 42.788 | 103.303 | 266.781 | 193.116 | 281.273 | 152.938 | 143.441 | 176.494 | 158.225 | 82.358 |
| | 78.557 | 55.982 | 226.019 | 55.060 | 26.307 | 29.505 | 18.967 | 35.721 | 13.685 | 22.038 | 4.805 |
| | 0.000 | 7.283 | 11.803 | 0.000 | 0.000 | 0.000 | 0.000 | 0.000 | 0.000 | 0.000 | 0.000 |
| | 0.000 | 0.000 | 0.000 | 0.000 | 82.353 | 190.135 | 341.613 | 317.556 | 183.337 | 170.260 | 122.757 |
| | 297.883 | 100.273 | 35.397 | 31.418 | 11.300 | 13.099 | 8.975 | 0.000 | 32.656 | 0.000 | 10.306 |
| | 5.035 | 11.803 | 10.081 | 0.000 | 0.000 | 0.000 | 0.000 | 0.000 | 4.431 | 5.153 | 0.000 |
| | 33.975 | | | | | | | | | | |

| | | | | | | | | | | | |
|---|---------|---------|---------|---------|---------|---------|---------|---------|---------|---------|---------|
| 2005 | 1 | 15 | 3 | 0 | 1 | -1 | -1 | 109.14 | 0.000 | 0.000 | 0.000 |
| | 0.000 | 1.000 | 2.000 | 9.000 | 68.769 | 76.644 | 46.785 | 27.986 | 47.013 | 22.600 | 37.750 |
| | 38.443 | 46.950 | 6.000 | 5.579 | 6.279 | 23.050 | 8.421 | 0.000 | 9.150 | 4.000 | 1.000 |
| | 5.750 | 3.400 | 6.500 | 0.000 | 0.000 | 1.000 | 0.000 | 1.000 | 1.000 | 2.000 | 0.000 |
| | 0.000 | 0.000 | 0.000 | 1.000 | 2.000 | 21.173 | 35.894 | 20.691 | 41.863 | 57.751 | 53.608 |
| | 13.200 | 28.171 | 18.050 | 37.700 | 16.050 | 9.000 | 31.850 | 21.350 | 21.050 | 0.000 | 2.000 |
| | 22.300 | 11.950 | 2.000 | 5.750 | 7.500 | 0.000 | 1.000 | 1.000 | 1.000 | 0.000 | 0.000 |
| | 16.100 | | | | | | | | | | |
| # NWFSC marginals for plotting only (n=4) | | | | | | | | | | | |
| 2003 | 1 | 16 | 3 | 0 | 1 | -1 | -1 | 1 | 0 | 145074 | 103011 |
| | 43795 | 20789 | 133629 | 175237 | 98785 | 171480 | 64731 | 101652 | 111504 | 107125 | 58295 |
| | 24538 | 218294 | 29053 | 18319 | 37662 | 0 | 18319 | 0 | 4550 | 0 | 0 |
| | 6219 | 0 | 0 | 0 | 0 | 0 | 0 | 0 | 0 | 0 | 25366 |
| | 448124 | 98596 | 40231 | 12193 | 132489 | 83651 | 188392 | 165624 | 146768 | 90419 | 120599 |
| | 152333 | 39487 | 50497 | 11101 | 18319 | 0 | 18319 | 6238 | 0 | 10734 | 0 |
| | 0 | 0 | 0 | 0 | 0 | 0 | 0 | 0 | 0 | 0 | 0 |
| | 5209 | | | | | | | | | | |
| 2004 | 1 | 16 | 3 | 0 | 1 | -1 | -1 | 1 | 0 | 56006 | 131785 |
| | 75243 | 589074 | 87946 | 389060 | 92372 | 94078 | 501265 | 483874 | 208982 | 80762 | 99614 |
| | 17202 | 0 | 0 | 172255 | 344510 | 201105 | 0 | 0 | 0 | 0 | 0 |
| | 0 | 0 | 0 | 0 | 0 | 0 | 0 | 172255 | 0 | 0 | 0 |
| | 76235 | 203856 | 117637 | 652033 | 253181 | 159222 | 178919 | 87057 | 460693 | 19930 | 79440 |
| | 52771 | 145364 | 186420 | 185265 | 0 | 39624 | 214880 | 183679 | 28200 | 172255 | 183679 |
| | 172255 | 28200 | 172255 | 0 | 0 | 0 | 0 | 28200 | 0 | 0 | 0 |
| | 881395 | | | | | | | | | | |
| 2005 | 1 | 16 | 3 | 0 | 1 | -1 | -1 | 1 | 34838 | 21166 | 192112 |
| | 142955 | 110665 | 326340 | 358563 | 339308 | 841095 | 347912 | 250057 | 48318 | 164437 | 190148 |
| | 17568 | 9121 | 0 | 0 | 0 | 8702 | 0 | 0 | 0 | 0 | 0 |
| | 0 | 0 | 0 | 0 | 0 | 0 | 0 | 0 | 0 | 0 | 18624 |
| | 39725 | 103849 | 74476 | 63252 | 169145 | 353799 | 549669 | 236684 | 248543 | 297078 | 319620 |
| | 39275 | 7322 | 98735 | 131802 | 8320 | 7394 | 8702 | 0 | 0 | 0 | 8577 |
| | 10333 | 0 | 0 | 0 | 0 | 0 | 0 | 0 | 0 | 0 | 0 |
| | 0 | | | | | | | | | | |
| 2006 | 1 | 16 | 3 | 0 | 1 | -1 | -1 | 1 | 0 | 9256 | 25574 |
| | 19862 | 8553 | 244272 | 131364 | 610989 | 1434435 | 1639634 | 1167544 | 2706608 | 1370444 | 1723193 |
| | 2090719 | 1340561 | 1055827 | 1047427 | 1038009 | 0 | 0 | 0 | 1038009 | 14701 | 270318 |
| | 0 | 0 | 1038009 | 0 | 0 | 8888 | 0 | 0 | 0 | 0 | 0 |
| | 0 | 26595 | 23091 | 12308 | 71497 | 1434961 | 1873029 | 2260430 | 1221419 | 1273260 | 2005870 |
| | 1383638 | 2148371 | 1038009 | 304038 | 14701 | 4422354 | 0 | 1045813 | 293960 | 1038009 | 0 |
| | 0 | 8930 | 270318 | 1578645 | 0 | 0 | 0 | 0 | 0 | 0 | 0 |
| | 270318 | | | | | | | | | | |
| # Triennial marginals for plotting only (n=6) | | | | | | | | | | | |
| #1983 | 1 | 17 | 3 | 0 | 1 | -1 | -1 | 1 | 1789 | 27621 | 80600 |
| | 1059623 | 578322 | 328239 | 455316 | 310005 | 528206 | 407144 | 449496 | 221668 | 239010 | 325851 |
| | 340611 | 110404 | 63951 | 91723 | 47288 | 76521 | 63016 | 32924 | 35911 | 0 | 25245 |
| | 0 | 34643 | 17757 | 12483 | 5752 | 5285 | 5914 | 1882 | 0 | 17236 | 0 |
| | 28974 | 65062 | 1151279 | 623300 | 291965 | 254776 | 414736 | 421507 | 411595 | 318627 | 229723 |
| | 346672 | 348890 | 254518 | 123781 | 140138 | 125471 | 78397 | 66843 | 129371 | 84449 | 116694 |
| | 33654 | 52942 | 34438 | 51080 | 67770 | 58411 | 31775 | 12439 | 52663 | 43691 | 48611 |
| | 351654 | | | | | | | | | | |
| #1989 | 1 | 17 | 3 | 0 | 1 | -1 | -1 | 1 | 0 | 0 | 14750 |
| | 9047 | 391794 | 5374 | 71823 | 240849 | 253224 | 174674 | 312362 | 216568 | 66085 | 40123 |
| | 119000 | 138201 | 19245 | 104940 | 15765 | 11239 | 0 | 11239 | 13040 | 0 | 0 |
| | 13040 | 0 | 0 | 0 | 0 | 0 | 0 | 15765 | 0 | 53141 | 0 |
| | 0 | 17937 | 0 | 456863 | 42011 | 186880 | 358492 | 97395 | 237381 | 321245 | 344866 |
| | 175432 | 146428 | 239875 | 63776 | 90733 | 0 | 219836 | 47245 | 0 | 0 | 0 |
| | 58086 | 0 | 0 | 27941 | 0 | 0 | 0 | 0 | 128119 | 12985 | 0 |
| | 33978 | | | | | | | | | | |
| #1992 | 1 | 17 | 3 | 0 | 1 | -1 | -1 | 1 | 0 | 4220 | 5728 |
| | 151991 | 42311 | 76086 | 192645 | 200244 | 96084 | 38175 | 20818 | 15026 | 15986 | 14965 |
| | 6108 | 6537 | 2020 | 9137 | 6037 | 974 | 237 | 4300 | 0 | 0 | 0 |
| | 0 | 0 | 0 | 0 | 0 | 0 | 0 | 0 | 0 | 0 | 4220 |
| | 10234 | 16394 | 31408 | 75863 | 81925 | 147870 | 100347 | 36390 | 29768 | 16729 | 15134 |
| | 23985 | 23226 | 9475 | 13975 | 5204 | 1632 | 271 | 2158 | 8780 | 4947 | 16996 |
| | 815 | 24158 | 0 | 0 | 0 | 0 | 0 | 0 | 0 | 0 | 0 |
| | 0 | | | | | | | | | | |
| #1995 | 1 | 17 | 3 | 0 | 1 | -1 | -1 | 1 | 0 | 0 | 0 |
| | 16624 | 98129 | 77798 | 115218 | 37344 | 52032 | 47063 | 95381 | 5527 | 48649 | 62711 |
| | 21805 | 29220 | 27184 | 6437 | 13595 | 28240 | 11667 | 14378 | 6437 | 0 | 0 |
| | 0 | 0 | 0 | 0 | 0 | 0 | 0 | 0 | 0 | 0 | 0 |

| | | | | | | | | | | | |
|-------|--|--------|--------|--------|--------|--------|--------|--------|--------|--------|-------|
| | 0 | 4469 | 101537 | 132293 | 137491 | 90822 | 87870 | 91782 | 29427 | 107383 | 3989 |
| | 76203 | 115488 | 32880 | 23927 | 26678 | 23927 | 32675 | 37688 | 0 | 0 | 57027 |
| | 13267 | 73671 | 0 | 0 | 0 | 0 | 0 | 0 | 0 | 0 | 0 |
| | 0 | | | | | | | | | | |
| #2001 | 1 | 17 | 3 | 0 | 1 | -1 | -1 | 1 | 0 | 3606 | 0 |
| | 141990 | 302895 | 433694 | 804794 | 432377 | 182530 | 282111 | 298648 | 170197 | 94137 | 38023 |
| | 65388 | 27718 | 29857 | 32156 | 7562 | 12413 | 2206 | 4390 | 0 | 0 | 0 |
| | 0 | 0 | 0 | 0 | 0 | 0 | 0 | 0 | 0 | 0 | 0 |
| | 3606 | 0 | 113833 | 154619 | 529211 | 636973 | 310154 | 365015 | 187195 | 167463 | 92678 |
| | 71492 | 41027 | 42252 | 31139 | 20996 | 17928 | 8929 | 4646 | 0 | 11013 | 12465 |
| | 9877 | 9877 | 16081 | 0 | 6098 | 4646 | 0 | 2653 | 0 | 0 | 0 |
| | 17319 | | | | | | | | | | |
| #2004 | 1 | 17 | 3 | 0 | 1 | -1 | -1 | 1 | 0 | 4597 | 4040 |
| | 0 | 12219 | 20380 | 69183 | 64844 | 57050 | 81643 | 55347 | 56950 | 29254 | 60550 |
| | 48432 | 10488 | 13147 | 0 | 16671 | 10599 | 6295 | 0 | 10376 | 0 | 6295 |
| | 0 | 0 | 0 | 0 | 0 | 0 | 0 | 0 | 0 | 0 | 0 |
| | 4040 | 0 | 6603 | 7635 | 32011 | 68320 | 81561 | 95154 | 56375 | 83791 | 74036 |
| | 103490 | 48771 | 24302 | 48961 | 45334 | 39525 | 25374 | 19609 | 52600 | 11036 | 0 |
| | 21353 | 0 | 0 | 18025 | 0 | 0 | 0 | 0 | 0 | 3372 | 0 |
| | 14838 | | | | | | | | | | |
| 0 | # Total number of size-at-age observations | | | | | | | | | | |
| 0 | # Total number of environmental variables | | | | | | | | | | |
| 0 | # Total number of environmental observations | | | | | | | | | | |
| 999 | # End file marker | | | | | | | | | | |

14. Appendix C: SS2 Control file

```
# control file for 2007 canary assessment
# Morph and area setup
1      # N growth patterns
1      # N sub morphs
1      # N Areas
1 1 1 1 1 1 1 1 1 1 1 1 1 1 1 # Area for each fleet
1      # rec dist design
0      # rec interaction
0      # Do migration: 0=no migration, 1=for nareas>1 models
0 0 0  # migration matrix

# Time block setup
13     # Number of time block designs for time varying parameters
1      # Blocks in design 1
1      # Blocks in design 2
1      # Blocks in design 3
1      # Blocks in design 4
2      # Blocks in design 5
2      # Blocks in design 6
2      # Blocks in design 7
2      # Blocks in design 8
3      # Blocks in design 9
3      # Blocks in design 10
3      # Blocks in design 11
3      # Blocks in design 12
2      # Blocks in design 13

1995 2006      # Block Design 1 Trip limits
2000 2006      # Block Design 2 footrope/overfished declaration
2002 2006      # Block Design 3 RCA
2005 2006      # Block Design 4 Flatfish trawl

1995 1999 2000 2006      # Block Design 5 trip limits + footrope
1995 2001 2002 2006      # Block Design 6 trip limits + RCA
2000 2001 2002 2006      # Block Design 7 footrope + RCA
2000 2004 2005 2006      # Block Design 8 footrope + flatfish trawl

2000 2001 2002 2004 2005 2006 # Block Design 9 footrope + RCA + flatfish trawl
1995 1999 2000 2001 2002 2006 # Block Design 10 trip limits + footrope + RCA
1995 1999 2000 2004 2005 2006 # Block Design 11 trip limits + footrope + flatfish trawl
1979 1994 1995 1999 2000 2006 # Block Design 12 roller gear + trip limits + footrope
1979 1999 2000 2006      # Block Design 13 roller gear + footrope/overfished declaration

# Mortality and growth specifications
0.5     # Fraction female at birth
1000    # Ratio of between to within growth morph variance
-1      # Vector of submorph distribution (-1=normal approx)
6       # Last age for M young
14      # First age for M old
1       # Age for growth Lmin
80      # Age for growth Lmax
0.0     # SD constant added to LAA (0.1 mimics v1.xx for compatibility only)
0       # Variability about growth: 0=CV~f(LAA) [mimic v1.xx], 1=CV~f(A), 2=SD~f(LAA), 3=SD~f(A)
1       # maturity option: 1=length logistic, 2=age logistic, 3=read maturity at age for each growth pattern
2       # First age allowed to mature
3       # mg parm offset option: 1=direct assignment, 2=each pat. x gender offset from pat. 1 gender 1, 3=offsets as SS2 V1.xx
with M old and CV old offset from young values
1       # mg parm adjust method 1=do V1.23 approach, 2=use new logistic approach
-50     # Mortality and growth parameter dev phase

# Mortality and growth parameters
# Lo      Hi      Init      Prior      Prior      Prior      Param      Env      Use      Dev      Dev      Dev
# bnd     bnd     value     mean     type     SD        phase     var     dev     minyr    maxyr    SD
#         design  switch
# Females
```

| | | | | | | | | | | | |
|---|--------|----------|--|-------|-------|-------|-----|-----|-------|-------|-----|
| 0.04 | 0.08 | 0.06 | 0.06 | 0 | 50 | -50 | 0 | 0 | 0 | 0 | 0.5 |
| | 0 | 0 | #M1_natM_young | | | | | | | | |
| 0 | 0.9 | 0.45 | 0.4 | -1 | 50 | 3 | 0 | 0 | 0 | 0 | 0.5 |
| | 0 | 0 | #M1_natM_old_as_exponential_offset(rel_young) | | | | | | | | |
| 2 | 9 | 3.8 | 4 | -1 | 50 | 2 | 0 | 0 | 0 | 0 | 0.5 |
| | 0 | 0 | #M1_Lmin | | | | | | | | |
| 50 | 70 | 59.0 | 60 | -1 | 50 | 2 | 0 | 0 | 0 | 0 | 0.5 |
| | 0 | 0 | #M1_Lmax | | | | | | | | |
| 0.02 | 0.21 | 0.14 | 0.14 | -1 | 50 | 2 | 0 | 0 | 0 | 0 | 0.5 |
| | 0 | 0 | #M1_VBK | | | | | | | | |
| 0.02 | 0.21 | 0.14 | 0.15 | -1 | 50 | 2 | 0 | 0 | 0 | 0 | 0.5 |
| | 0 | 0 | #M1_CV-young | | | | | | | | |
| -3 | 3 | -1.3 | -1.3 | -1 | 50 | 2 | 0 | 0 | 0 | 0 | 0.5 |
| | 0 | 0 | #M1_CV-old_as_exponential_offset(rel_young) | | | | | | | | |
| # Males | | | | | | | | | | | |
| -3 | 3 | 0 | 0 | 0 | 50 | -50 | 0 | 0 | 0 | 0 | 0.5 |
| | 0 | 0 | #M2_natM_young_as_exponential_offset(rel_morph_1) | | | | | | | | |
| -3 | 3 | 0 | 0 | 0 | 50 | -50 | 0 | 0 | 0 | 0 | 0.5 |
| | 0 | 0 | #M2_natM_old_as_exponential_offset(rel_young) | | | | | | | | |
| -3 | 3 | 0 | 0 | 0 | 50 | -50 | 0 | 0 | 0 | 0 | 0.5 |
| | 0 | 0 | #M2_Lmin_as_exponential_offset | | | | | | | | |
| -3 | 3 | -0.12 | 0 | -1 | 50 | 2 | 0 | 0 | 0 | 0 | 0.5 |
| | 0 | 0 | #M2_Lmax_as_exponential_offset | | | | | | | | |
| -3 | 3 | 0.24 | 0 | -1 | 50 | 2 | 0 | 0 | 0 | 0 | 0.5 |
| | 0 | 0 | #M2_VBK_as_exponential_offset | | | | | | | | |
| -3 | 3 | 0.04 | 0 | -1 | 50 | 2 | 0 | 0 | 0 | 0 | 0.5 |
| | 0 | 0 | #M2_CV-young_as_exponential_offset(rel_CV-young_for_morph_1) | | | | | | | | |
| -3 | 3 | -1.3 | 0 | -1 | 50 | 2 | 0 | 0 | 0 | 0 | 0.5 |
| | 0 | 0 | #M2_CV-old_as_exponential_offset(rel_CV-young) | | | | | | | | |
| # Weight-Length and maturity parameters (L in cm, W in kg) | | | | | | | | | | | |
| # Lo | Hi | Init | Prior | Prior | Prior | Param | Env | Use | Dev | Dev | Dev |
| # bnd | Block | block | mean | type | SD | phase | var | dev | minyr | maxyr | SD |
| | bnd | value | | | | | | | | | |
| | design | switch | | | | | | | | | |
| # Females | | | | | | | | | | | |
| 0 | 1 | 1.55E-05 | 1.55E-05 | 0 | 50 | -50 | 0 | 0 | 0 | 0.5 | 0 |
| | 0 | | #Female wt-len-1 | | | | | | | | |
| 2 | 4 | 3.03 | 3.03 | 0 | 50 | -50 | 0 | 0 | 0 | 0 | 0.5 |
| | 0 | 0 | #Female wt-len-2 | | | | | | | | |
| 40 | 41 | 40.5 | 40.5 | 0 | 50 | -50 | 0 | 0 | 0 | 0 | 0.5 |
| | 0 | 0 | #Female mat-len-1 | | | | | | | | |
| -3 | 3 | -0.25 | -0.25 | 0 | 50 | -50 | 0 | 0 | 0 | 0 | 0.5 |
| | 0 | 0 | #Female mat-len-2 | | | | | | | | |
| -3 | 3 | 1.0 | 1.0 | 0 | 50 | -50 | 0 | 0 | 0 | 0 | 0.5 |
| | 0 | 0 | #Female eggs/gm intercept | | | | | | | | |
| -1 | 1 | 0.0 | 0.0 | 0 | 50 | -50 | 0 | 0 | 0 | 0 | 0.5 |
| | 0 | 0 | #Female eggs/gm slope | | | | | | | | |
| # Males | | | | | | | | | | | |
| 0 | 1 | 1.55E-05 | 1.55E-05 | 0 | 50 | -50 | 0 | 0 | 0 | 0.5 | 0 |
| | 0 | | #Female wt-len-1 | | | | | | | | |
| 2 | 4 | 3.03 | 3.03 | 0 | 50 | -50 | 0 | 0 | 0 | 0 | 0.5 |
| | 0 | 0 | #Female wt-len-2 | | | | | | | | |
| # Distribute recruitment among growth pattern x area x season | | | | | | | | | | | |
| 0 | 999 | 1 | 1 | 0 | 50 | -50 | 0 | 0 | 0 | 0 | 0.5 |
| | 0 | 0 | # GP 1 | | | | | | | | |
| 0 | 999 | 1 | 1 | 0 | 50 | -50 | 0 | 0 | 0 | 0 | 0.5 |
| | 0 | 0 | # Area 1 | | | | | | | | |
| 0 | 999 | 1 | 1 | 0 | 50 | -50 | 0 | 0 | 0 | 0 | 0.5 |
| | 0 | 0 | # Season 1 | | | | | | | | |
| # Cohort growth (K) deviation parameter | | | | | | | | | | | |
| -1 | 1 | 1 | 1 | 0 | 50 | -50 | 0 | 0 | 1980 | 1983 | 0.5 |
| | 0 | 0 | | | | | | | | | |

0 # Custom environmental linkage setup for mg parameters: 0=Read one line apply all, 1=read one line each parameter

0 # Custom block setup for mg parameters: 0=Read one line apply all, 1=read one line each parameter

Spawner-recruit parameters

1 # S-R function: 1=B-H w/flat top, 2=Ricker, 3=standard B-H, 4=no steepness or bias adjustment

| # Lo | Hi | Init | Prior | Prior | Prior | Param |
|------|----|------|-------|-------|-------|-------|
|------|----|------|-------|-------|-------|-------|

```

# bnd      bnd      value      mean      type      SD      phase
7          11       8.5        8.5       -1        50      1      # Ln(R0)
0.21      0.99      0.511      0.4       0         50      -6      # Steepness
0          2         0.5        0.4       0         50      -50     # Sigma R
-5         5         0          0         0         50      -50     # Environmental link coefficient
-5         5         0          0         0         50      -50     # Initial equilibrium offset to virgin
0          2         0          1         0         50      -50     # Autocorrelation placeholder (Future implementation)
0 # index of environmental variable to be used
1 # env target parameter: 1=rec devs, 2=R0, 3=steepness
1 # rec dev type: 0=none, 1=devvector (zero-sum), 2=simple deviations (no sum constraint)
# Recruitment residuals
1960      # Start year recruitment residuals
2006      # End year recruitment residuals
-5         # Lower bound
5          # Upper bound
1          # Phase
1900      # first year of full bias correction (linear ramp up from this year minus the plus-age to this year)

# Initial F setup by fishing fleet
# Lo      Hi      Init      Prior      P_type      SD      Phase
0         1         0         0.01      0          50      -50 # 1_CA_S_trwl
0         1         0         0.01      0          50      -50 # 2CA_N_trwl
0         1         0         0.01      0          50      -50 # 3OR_trwl
0         1         0         0.01      0          50      -50 # 4WA_trwl
0         1         0         0.01      0          50      -50 # 5CA_S_nontrwl
0         1         0         0.01      0          50      -50 # 6CA_N_nontrwl
0         1         0         0.01      0          50      -50 # 7WAOR_nontrwl
0         1         0         0.01      0          50      -50 # 8CA_S_rec
0         1         0         0.01      0          50      -50 # 9CA_N_rec
0         1         0         0.01      0          50      -50 # 10WAOR_rec
0         1         0         0.01      0          50      -50 # 11atseahake
0         1         0         0.01      0          50      -50 # 12_NWFSC/research

# Catchability (Q) setup
# A=do power: 0=skip, survey is prop. to abundance, 1= add par for non-linearity
# B=env. link: 0=skip, 1= add par for env. effect on Q
# C=extra SD: 0=skip, 1= add par. for additive constant to input SE (in ln space)
# D=type: <0=mirror lower abs(#) fleet, 0=no par Q is median unbiased, 1=no par Q is mean unbiased, 2=estimate par for ln(Q)
#          3=ln(Q) + set of devs about ln(Q) for all years. 4=ln(Q) + set of devs about Q for indexyr-1
# E=Units: 0=numbers, 1=biomass
# F=err_type 0=lognormal, >0=T-dist. DF=input value
# A B C D E F
0 0 0      0 1 0 # 1CA_S_trwl
0 0 0      0 1 0 # 2CA_N_trwl
0 0 0      0 1 0 # 3OR_trwl
0 0 0      0 1 0 # 4WA_trwl
0 0 0      0 1 0 # 5CA_S_nontrwl
0 0 0      0 1 0 # 6CA_N_nontrwl
0 0 0      0 1 0 # 7WAOR_nontrwl
0 0 0      0 1 0 # 8CA_S_rec
0 0 0      0 1 0 # 9CA_N_rec
0 0 0      0 1 0 # 10WAOR_rec
0 0 0      0 1 0 # 11atseahake
0 0 0      0 1 0 # 12NWFSC/research
0 0 0      0 1 0 # 13_triennial
0 0 0      0 0 0 # 14_pre_recruit
0 0 0      0 1 0 # 15WA_trwl_mirror
0 0 0      0 1 0 # 16_NWFSC_mirror
0 0 0      0 1 0 # 17_tri_mirror
# Catchability (Q) parameters

# Selectivity section
# Size-based setup
# A=Selex option: 1-24
# B=Do_retention: 0=no, 1=yes
# C=Male offset to female: 0=no, 1=yes, 2=Female offset to male
# D=Mirror selex (#)
# A B C D
24 0 2 0 # 1CA_S_trwl
24 0 2 0 # 2CA_N_trwl

```

```

24 0 2 0 # 3OR_trwl
24 0 2 0 # 4WA_trwl
24 0 2 0 # 5CA_S_nontrwl
24 0 2 0 # 6CA_N_nontrwl
24 0 2 0 # 7WAOR_nontrwl
24 0 2 0 # 8CA_S_rec
24 0 2 0 # 9CA_N_rec
24 0 2 0 # 10WAOR_rec
24 0 2 0 # 11atseahake
24 0 2 0 # 12_NWFSC/research
24 0 2 0 # 13_triennial
32 0 0 0 # 14_pre_recruit
5 0 0 4 # 15WA_trwl_mirror
5 0 0 12 # 16_NWFSC_mirror
5 0 0 13 # 17_tri_mirror
# Age-based setup
10 0 0 0 # 1CA_S_trwl
10 0 0 0 # 2CA_N_trwl
10 0 0 0 # 3OR_trwl
10 0 0 0 # 4WA_trwl
10 0 0 0 # 5CA_S_nontrwl
10 0 0 0 # 6CA_N_nontrwl
10 0 0 0 # 7WAOR_nontrwl
10 0 0 0 # 8CA_S_rec
10 0 0 0 # 9CA_N_rec
10 0 0 0 # 10WAOR_rec
10 0 0 0 # 11atseahake
10 0 0 0 # 12_NWFSC/research
10 0 0 0 # 13_triennial
10 0 0 0 # 14_pre_recruit
10 0 0 0 # 15WA_trwl_mirror
10 0 0 0 # 16_NWFSC_mirror
10 0 0 0 # 17_tri_mirror
# Selectivity and retention parameters
# Lo      Hi      Init      Prior      Prior      Prior      Param      Env      Use      Dev      Dev      Dev
#         Block    block     mean     type     SD        phase     var      dev      minyr    maxyr    SD
# bnd     bnd     design  switch
# 1CA_S_trwl double normal
20      60      40      50      -1      50      4        0        0        0        0        0.5
          0        2      # PEAK
-9.0    4.0      -4      -4        0      50      -50      0        0        0        0        0.5
          0        0      # TOP (logistic)
0.0     9.0      4.3     4.2      -1      50      5        0        0        0        0        0.5
          0        2      # Asc WIDTH exp
0.0     9.0      2.5     2.6      -1      50      5        0        0        0        0        0.5
          0        0      # Desc WIDTH exp
-9.0    5.0      -9.0    -9.0      0      50      -50      0        0        0        0        0.5
          0        0      # INIT (logistic)
-5.0    5.0      -1.0    5         -1      50      5        0        0        0        0        0.5
          0        2      # FINAL (logistic)
# Female offsets
10      60      40      50        0      50      -50      0        0        0        0        0.5
          0        0      # female dogleg
-4       0        0        0        0      50      -50      0        0        0        0        0.5
          0        0      # female offset at minage
-4       0        0        0        0      50      -6        0        0        0        0        0.5
          0        0      # female offset at dogleg
-4       0        0        0        0      50      -6        0        0        0        0        0.5
          0        0      # female offset at maxage
# 2CA_N_trwl double normal
20      60      43      50      -1      50      4        0        0        0        0        0.5
          0        0      # PEAK
-9.0    4.0      -4      -4        0      50      -50      0        0        0        0        0.5
          0        0      # TOP (logistic)
0.0     9.0      3.9     2.0      -1      50      5        0        0        0        0        0.5
          0        0      # Asc WIDTH exp
0.0     9.0      2.7     2.4      -1      50      5        0        0        0        0        0.5
          0        0      # Desc WIDTH exp

```

| | | | | | | | | | | | |
|--------------------------------------|-----|------|---------------------------|----|----|-----|---|---|---|---|-----|
| -9.0 | 5.0 | -9.0 | -9.0 | 0 | 50 | -50 | 0 | 0 | 0 | 0 | 0.5 |
| | 0 | 0 | # INIT (logistic) | | | | | | | | |
| -5.0 | 5.0 | 2.0 | 5 | -1 | 50 | 5 | 0 | 0 | 0 | 0 | 0.5 |
| | 0 | 0 | # FINAL (logistic) | | | | | | | | |
| # Female offsets | | | | | | | | | | | |
| 10 | 60 | 45 | 50 | 0 | 50 | -50 | 0 | 0 | 0 | 0 | 0.5 |
| | 0 | 0 | # female dogleg | | | | | | | | |
| -4 | 0 | 0 | 0 | 0 | 50 | -50 | 0 | 0 | 0 | 0 | 0.5 |
| | 0 | 0 | # female offset at minage | | | | | | | | |
| -4 | 0 | 0 | 0 | 0 | 50 | -6 | 0 | 0 | 0 | 0 | 0.5 |
| | 0 | 0 | # female offset at dogleg | | | | | | | | |
| -4 | 0 | 0 | 0 | 0 | 50 | -6 | 0 | 0 | 0 | 0 | 0.5 |
| | 0 | 0 | # female offset at maxage | | | | | | | | |
| #fishery-3OR_trwl double normal | | | | | | | | | | | |
| 20 | 60 | 50 | 50 | -1 | 50 | 4 | 0 | 0 | 0 | 0 | 0.5 |
| | 12 | 2 | # PEAK | | | | | | | | |
| -9.0 | 4.0 | -4 | -4 | 0 | 50 | -50 | 0 | 0 | 0 | 0 | 0.5 |
| | 0 | 0 | # TOP (logistic) | | | | | | | | |
| 0.0 | 9.0 | 4.0 | 4.0 | -1 | 50 | 5 | 0 | 0 | 0 | 0 | 0.5 |
| | 12 | 2 | # Asc WIDTH exp | | | | | | | | |
| 0.0 | 9.0 | 4.0 | 4.0 | 0 | 50 | -7 | 0 | 0 | 0 | 0 | 0.5 |
| | 0 | 0 | # Desc WIDTH exp | | | | | | | | |
| -9.0 | 5.0 | -9.0 | -9.0 | 0 | 50 | -50 | 0 | 0 | 0 | 0 | 0.5 |
| | 0 | 0 | # INIT (logistic) | | | | | | | | |
| -5.0 | 5.0 | 4.99 | 5 | -1 | 50 | -4 | 0 | 0 | 0 | 0 | 0.5 |
| | 12 | 2 | # FINAL (logistic) | | | | | | | | |
| # Female offsets | | | | | | | | | | | |
| 10 | 60 | 50 | 44 | 0 | 50 | -50 | 0 | 0 | 0 | 0 | 0.5 |
| | 0 | 0 | # female dogleg | | | | | | | | |
| -4 | 0 | 0 | 0 | 0 | 50 | -50 | 0 | 0 | 0 | 0 | 0.5 |
| | 0 | 0 | # female offset at minage | | | | | | | | |
| -4 | 0 | 0 | 0 | 0 | 50 | -6 | 0 | 0 | 0 | 0 | 0.5 |
| | 0 | 0 | # female offset at dogleg | | | | | | | | |
| -4 | 0 | 0 | 0 | 0 | 50 | -6 | 0 | 0 | 0 | 0 | 0.5 |
| | 0 | 0 | # female offset at maxage | | | | | | | | |
| #fishery-4WA_trwl double normal | | | | | | | | | | | |
| 20 | 60 | 50 | 50 | -1 | 50 | 4 | 0 | 0 | 0 | 0 | 0.5 |
| | 13 | 2 | # PEAK | | | | | | | | |
| -4.0 | 4.0 | -4 | -4 | 0 | 50 | -50 | 0 | 0 | 0 | 0 | 0.5 |
| | 0 | 0 | # TOP (logistic) | | | | | | | | |
| 0.0 | 9.0 | 4.5 | 4.5 | -1 | 50 | 5 | 0 | 0 | 0 | 0 | 0.5 |
| | 13 | 2 | # Asc WIDTH exp | | | | | | | | |
| 0.0 | 9.0 | 4.4 | 4.4 | -1 | 50 | 5 | 0 | 0 | 0 | 0 | 0.5 |
| | 0 | 0 | # Desc WIDTH exp | | | | | | | | |
| -9.0 | 5.0 | -9.0 | -9.0 | 0 | 50 | -50 | 0 | 0 | 0 | 0 | 0.5 |
| | 0 | 0 | # INIT (logistic) | | | | | | | | |
| -5.0 | 5.0 | -3.3 | 5 | -1 | 50 | 5 | 0 | 0 | 0 | 0 | 0.5 |
| | 13 | 2 | # FINAL (logistic) | | | | | | | | |
| # Female offsets | | | | | | | | | | | |
| 10 | 60 | 50 | 44 | 0 | 50 | -50 | 0 | 0 | 0 | 0 | 0.5 |
| | 0 | 0 | # female dogleg | | | | | | | | |
| -4 | 0 | 0 | 0 | 0 | 50 | -50 | 0 | 0 | 0 | 0 | 0.5 |
| | 0 | 0 | # female offset at minage | | | | | | | | |
| -4 | 0 | 0 | 0 | 0 | 50 | -6 | 0 | 0 | 0 | 0 | 0.5 |
| | 0 | 0 | # female offset at dogleg | | | | | | | | |
| -4 | 0 | 0 | 0 | 0 | 50 | -6 | 0 | 0 | 0 | 0 | 0.5 |
| | 0 | 0 | # female offset at maxage | | | | | | | | |
| #fishery-5CA_S_nontrwl double normal | | | | | | | | | | | |
| 20 | 60 | 34 | 50 | -1 | 50 | 4 | 0 | 0 | 0 | 0 | 0.5 |
| | 2 | 2 | # PEAK | | | | | | | | |
| -4.0 | 4.0 | -4 | -4 | 0 | 50 | -50 | 0 | 0 | 0 | 0 | 0.5 |
| | 0 | 0 | # TOP (logistic) | | | | | | | | |
| 0.0 | 9.0 | 4.3 | 4.1 | -1 | 50 | 5 | 0 | 0 | 0 | 0 | 0.5 |
| | 2 | 2 | # Asc WIDTH exp | | | | | | | | |
| 0.0 | 9.0 | 4.3 | 4.3 | -1 | 50 | 5 | 0 | 0 | 0 | 0 | 0.5 |
| | 0 | 0 | # Desc WIDTH exp | | | | | | | | |

| | | | | | | | | | | | |
|--------------------------------------|-----|------|---------------------------|----|----|-----|---|---|---|---|-----|
| -9.0 | 5.0 | -9.0 | -9.0 | 0 | 50 | -50 | 0 | 0 | 0 | 0 | 0.5 |
| | 0 | 0 | # INIT (logistic) | | | | | | | | |
| -5.0 | 5.0 | -1.8 | 5 | -1 | 50 | 5 | 0 | 0 | 0 | 0 | 0.5 |
| | 2 | 2 | # FINAL (logistic) | | | | | | | | |
| # Female offsets | | | | | | | | | | | |
| 10 | 60 | 35 | 44 | 0 | 50 | -50 | 0 | 0 | 0 | 0 | 0.5 |
| | 0 | 0 | # female dogleg | | | | | | | | |
| -4 | 0 | 0 | 0 | 0 | 50 | -50 | 0 | 0 | 0 | 0 | 0.5 |
| | 0 | 0 | # female offset at minage | | | | | | | | |
| -4 | 0 | 0 | 0 | 0 | 50 | -6 | 0 | 0 | 0 | 0 | 0.5 |
| | 0 | 0 | # female offset at dogleg | | | | | | | | |
| -4 | 0 | 0 | 0 | 0 | 50 | -6 | 0 | 0 | 0 | 0 | 0.5 |
| | 0 | 0 | # female offset at maxage | | | | | | | | |
| #fishery-6CA_N_nontrwl double normal | | | | | | | | | | | |
| 15 | 60 | 40 | 50 | -1 | 50 | 4 | 0 | 0 | 0 | 0 | 0.5 |
| | 10 | 2 | # PEAK | | | | | | | | |
| -4.0 | 4.0 | -4 | -4 | 0 | 50 | -50 | 0 | 0 | 0 | 0 | 0.5 |
| | 0 | 0 | # TOP (logistic) | | | | | | | | |
| 0.0 | 9.0 | 4.7 | 4.2 | -1 | 50 | 5 | 0 | 0 | 0 | 0 | 0.5 |
| | 10 | 2 | # Asc WIDTH exp | | | | | | | | |
| 0.0 | 9.0 | 4.0 | 4.0 | 0 | 50 | -7 | 0 | 0 | 0 | 0 | 0.5 |
| | 0 | 0 | # Desc WIDTH exp | | | | | | | | |
| -9.0 | 5.0 | -9.0 | -9.0 | 0 | 50 | -50 | 0 | 0 | 0 | 0 | 0.5 |
| | 0 | 0 | # INIT (logistic) | | | | | | | | |
| -5.0 | 5.0 | 4.99 | 0.9 | -1 | 50 | -5 | 0 | 0 | 0 | 0 | 0.5 |
| | 10 | 2 | # FINAL (logistic) | | | | | | | | |
| # Female offsets | | | | | | | | | | | |
| 10 | 60 | 40 | 44 | 0 | 50 | -50 | 0 | 0 | 0 | 0 | 0.5 |
| | 0 | 0 | # female dogleg | | | | | | | | |
| -4 | 0 | 0 | 0 | 0 | 50 | -50 | 0 | 0 | 0 | 0 | 0.5 |
| | 0 | 0 | # female offset at minage | | | | | | | | |
| -4 | 0 | 0 | 0 | 0 | 50 | -6 | 0 | 0 | 0 | 0 | 0.5 |
| | 0 | 0 | # female offset at dogleg | | | | | | | | |
| -4 | 0 | 0 | 0 | 0 | 50 | -6 | 0 | 0 | 0 | 0 | 0.5 |
| | 0 | 0 | # female offset at maxage | | | | | | | | |
| #fishery-7WAOR_nontrwl double normal | | | | | | | | | | | |
| 15 | 60 | 49 | 50 | -1 | 50 | 4 | 0 | 0 | 0 | 0 | 0.5 |
| | 7 | 2 | # PEAK | | | | | | | | |
| -4.0 | 4.0 | -4 | -4 | 0 | 50 | -50 | 0 | 0 | 0 | 0 | 0.5 |
| | 0 | 0 | # TOP (logistic) | | | | | | | | |
| 0.0 | 9.0 | 4.7 | 5.8 | -1 | 50 | 5 | 0 | 0 | 0 | 0 | 0.5 |
| | 7 | 2 | # Asc WIDTH exp | | | | | | | | |
| 0.0 | 9.0 | 4.0 | 4.0 | 0 | 50 | -7 | 0 | 0 | 0 | 0 | 0.5 |
| | 0 | 0 | # Desc WIDTH exp | | | | | | | | |
| -9.0 | 5.0 | -9.0 | -9.0 | 0 | 50 | -50 | 0 | 0 | 0 | 0 | 0.5 |
| | 0 | 0 | # INIT (logistic) | | | | | | | | |
| -5.0 | 5.0 | 4.0 | 5 | -1 | 50 | 5 | 0 | 0 | 0 | 0 | 0.5 |
| | 7 | 2 | # FINAL (logistic) | | | | | | | | |
| # Female offsets | | | | | | | | | | | |
| 10 | 60 | 53 | 44 | 0 | 50 | -50 | 0 | 0 | 0 | 0 | 0.5 |
| | 0 | 0 | # female dogleg | | | | | | | | |
| -4 | 0 | 0 | 0 | 0 | 50 | -50 | 0 | 0 | 0 | 0 | 0.5 |
| | 0 | 0 | # female offset at minage | | | | | | | | |
| -4 | 0 | 0 | 0 | 0 | 50 | -6 | 0 | 0 | 0 | 0 | 0.5 |
| | 0 | 0 | # female offset at dogleg | | | | | | | | |
| -4 | 0 | 0 | 0 | 0 | 50 | -6 | 0 | 0 | 0 | 0 | 0.5 |
| | 0 | 0 | # female offset at maxage | | | | | | | | |
| #fishery-8CA_S_rec double normal | | | | | | | | | | | |
| 15 | 60 | 30 | 50 | -1 | 50 | 4 | 0 | 0 | 0 | 0 | 0.5 |
| | 8 | 2 | # PEAK | | | | | | | | |
| -4.0 | 4.0 | -4 | -4 | 0 | 50 | -50 | 0 | 0 | 0 | 0 | 0.5 |
| | 0 | 0 | # TOP (logistic) | | | | | | | | |
| 0.0 | 9.0 | 3.9 | 4.0 | -1 | 50 | 5 | 0 | 0 | 0 | 0 | 0.5 |
| | 8 | 2 | # Asc WIDTH exp | | | | | | | | |
| 0.0 | 9.0 | 3.7 | 3.7 | -1 | 50 | 5 | 0 | 0 | 0 | 0 | 0.5 |
| | 0 | 0 | # Desc WIDTH exp | | | | | | | | |

| | | | | | | | | | | | |
|------------------------------------|-----|------|---------------------------|----|----|-----|---|---|---|---|-----|
| -9.0 | 5.0 | -9.0 | -9.0 | 0 | 50 | -50 | 0 | 0 | 0 | 0 | 0.5 |
| | 0 | 0 | # INIT (logistic) | | | | | | | | |
| -5.0 | 5.0 | -3.5 | 5 | -1 | 50 | 5 | 0 | 0 | 0 | 0 | 0.5 |
| | 8 | 2 | # FINAL (logistic) | | | | | | | | |
| # Female offsets | | | | | | | | | | | |
| 10 | 60 | 30 | 44 | 0 | 50 | -50 | 0 | 0 | 0 | 0 | 0.5 |
| | 0 | 0 | # female dogleg | | | | | | | | |
| -4 | 0 | 0 | 0 | 0 | 50 | -50 | 0 | 0 | 0 | 0 | 0.5 |
| | 0 | 0 | # female offset at minage | | | | | | | | |
| -4 | 0 | 0 | 0 | 0 | 50 | -6 | 0 | 0 | 0 | 0 | 0.5 |
| | 0 | 0 | # female offset at dogleg | | | | | | | | |
| -4 | 0 | 0 | 0 | 0 | 50 | -6 | 0 | 0 | 0 | 0 | 0.5 |
| | 0 | 0 | # female offset at maxage | | | | | | | | |
| #fishery-9CA_N_rec double normal | | | | | | | | | | | |
| 15 | 60 | 28 | 50 | -1 | 50 | 4 | 0 | 0 | 0 | 0 | 0.5 |
| | 0 | 2 | # PEAK | | | | | | | | |
| -4.0 | 4.0 | -4 | -4 | 0 | 50 | -50 | 0 | 0 | 0 | 0 | 0.5 |
| | 0 | 0 | # TOP (logistic) | | | | | | | | |
| 0.0 | 9.0 | 3.1 | 3.1 | -1 | 50 | 5 | 0 | 0 | 0 | 0 | 0.5 |
| | 0 | 2 | # Asc WIDTH exp | | | | | | | | |
| 0.0 | 9.0 | 4.4 | 4.4 | -1 | 50 | 5 | 0 | 0 | 0 | 0 | 0.5 |
| | 0 | 0 | # Desc WIDTH exp | | | | | | | | |
| -9.0 | 5.0 | -9.0 | -9.0 | 0 | 50 | -50 | 0 | 0 | 0 | 0 | 0.5 |
| | 0 | 0 | # INIT (logistic) | | | | | | | | |
| -5.0 | 5.0 | -2.3 | 5 | -1 | 50 | 5 | 0 | 0 | 0 | 0 | 0.5 |
| | 0 | 2 | # FINAL (logistic) | | | | | | | | |
| # Female offsets | | | | | | | | | | | |
| 10 | 60 | 28 | 44 | 0 | 50 | -50 | 0 | 0 | 0 | 0 | 0.5 |
| | 0 | 0 | # female dogleg | | | | | | | | |
| -4 | 0 | 0 | 0 | 0 | 50 | -50 | 0 | 0 | 0 | 0 | 0.5 |
| | 0 | 0 | # female offset at minage | | | | | | | | |
| -4 | 0 | 0 | 0 | 0 | 50 | -6 | 0 | 0 | 0 | 0 | 0.5 |
| | 0 | 0 | # female offset at dogleg | | | | | | | | |
| -4 | 0 | 0 | 0 | 0 | 50 | -6 | 0 | 0 | 0 | 0 | 0.5 |
| | 0 | 0 | # female offset at maxage | | | | | | | | |
| #fishery-10WAOR_rec double normal | | | | | | | | | | | |
| 15 | 60 | 31 | 50 | -1 | 50 | 4 | 0 | 0 | 0 | 0 | 0.5 |
| | 2 | 2 | # PEAK | | | | | | | | |
| -4.0 | 4.0 | -4 | -4 | 0 | 50 | -50 | 0 | 0 | 0 | 0 | 0.5 |
| | 0 | 0 | # TOP (logistic) | | | | | | | | |
| 0.0 | 9.0 | 3.2 | 3.2 | -1 | 50 | 5 | 0 | 0 | 0 | 0 | 0.5 |
| | 2 | 2 | # Asc WIDTH exp | | | | | | | | |
| 0.0 | 9.0 | 3.3 | 2.3 | -1 | 50 | 5 | 0 | 0 | 0 | 0 | 0.5 |
| | 0 | 0 | # Desc WIDTH exp | | | | | | | | |
| -9.0 | 5.0 | -9.0 | -9.0 | 0 | 50 | -50 | 0 | 0 | 0 | 0 | 0.5 |
| | 0 | 0 | # INIT (logistic) | | | | | | | | |
| -5.0 | 5.0 | -2.4 | 5 | -1 | 50 | 5 | 0 | 0 | 0 | 0 | 0.5 |
| | 2 | 2 | # FINAL (logistic) | | | | | | | | |
| # Female offsets | | | | | | | | | | | |
| 10 | 60 | 31 | 50 | 0 | 50 | -50 | 0 | 0 | 0 | 0 | 0.5 |
| | 0 | 0 | # female dogleg | | | | | | | | |
| -4 | 0 | 0 | 0 | 0 | 50 | -50 | 0 | 0 | 0 | 0 | 0.5 |
| | 0 | 0 | # female offset at minage | | | | | | | | |
| -4 | 0 | 0 | 0 | 0 | 50 | -6 | 0 | 0 | 0 | 0 | 0.5 |
| | 0 | 0 | # female offset at dogleg | | | | | | | | |
| -4 | 0 | 0 | 0 | 0 | 50 | -6 | 0 | 0 | 0 | 0 | 0.5 |
| | 0 | 0 | # female offset at maxage | | | | | | | | |
| #fishery-11atseahake double normal | | | | | | | | | | | |
| 15 | 60 | 48 | 50 | -1 | 50 | 4 | 0 | 0 | 0 | 0 | 0.5 |
| | 0 | 0 | # PEAK | | | | | | | | |
| -4.0 | 4.0 | -4 | -4 | 0 | 50 | -50 | 0 | 0 | 0 | 0 | 0.5 |
| | 0 | 0 | # TOP (logistic) | | | | | | | | |
| 0.0 | 9.0 | 3.6 | 3.7 | -1 | 50 | 5 | 0 | 0 | 0 | 0 | 0.5 |
| | 0 | 0 | # Asc WIDTH exp | | | | | | | | |
| 0.0 | 9.0 | 4.0 | 4.0 | 0 | 50 | -7 | 0 | 0 | 0 | 0 | 0.5 |
| | 0 | 0 | # Desc WIDTH exp | | | | | | | | |

| | | | | | | | | | | | |
|--|-----|------|---------------------------|----|----|-----|---|---|---|---|-----|
| -9.0 | 5.0 | -9.0 | -9.0 | 0 | 50 | -50 | 0 | 0 | 0 | 0 | 0.5 |
| | 0 | 0 | # INIT (logistic) | | | | | | | | |
| -5.0 | 5.0 | 4.0 | 5 | -1 | 50 | 5 | 0 | 0 | 0 | 0 | 0.5 |
| | 0 | 0 | # FINAL (logistic) | | | | | | | | |
| # Female offsets | | | | | | | | | | | |
| 10 | 60 | 48 | 50 | 0 | 50 | -50 | 0 | 0 | 0 | 0 | 0.5 |
| | 0 | 0 | # female dogleg | | | | | | | | |
| -4 | 0 | 0 | 0 | 0 | 50 | -50 | 0 | 0 | 0 | 0 | 0.5 |
| | 0 | 0 | # female offset at minage | | | | | | | | |
| -4 | 0 | 0 | 0 | 0 | 50 | -6 | 0 | 0 | 0 | 0 | 0.5 |
| | 0 | 0 | # female offset at dogleg | | | | | | | | |
| -4 | 0 | 0 | 0 | 0 | 50 | -6 | 0 | 0 | 0 | 0 | 0.5 |
| | 0 | 0 | # female offset at maxage | | | | | | | | |
| #survey-12_NWFSC double normal | | | | | | | | | | | |
| 20 | 66 | 61 | 50 | -1 | 50 | 4 | 0 | 0 | 0 | 0 | 0.5 |
| | 0 | 0 | # PEAK value | | | | | | | | |
| -4.0 | 4.0 | -4.0 | -4 | -1 | 50 | 4 | 0 | 0 | 0 | 0 | 0.5 |
| | 0 | 0 | # TOP logistic | | | | | | | | |
| 0.0 | 9.0 | 8.8 | 4.0 | -1 | 50 | 4 | 0 | 0 | 0 | 0 | 0.5 |
| | 0 | 0 | # WIDTH up exp | | | | | | | | |
| 0.0 | 9.0 | 4.0 | 4.0 | 0 | 50 | -7 | 0 | 0 | 0 | 0 | 0.5 |
| | 0 | 0 | # WIDTH dn exp | | | | | | | | |
| -9.0 | 5.0 | -8.0 | -9.0 | -1 | 50 | 4 | 0 | 0 | 0 | 0 | 0.5 |
| | 0 | 0 | # INIT logistic | | | | | | | | |
| -5.0 | 5.0 | 4.5 | 5 | -1 | 50 | 4 | 0 | 0 | 0 | 0 | 0.5 |
| | 0 | 0 | # FINAL (logistic) | | | | | | | | |
| # Add female offsets | | | | | | | | | | | |
| 10 | 60 | 55 | 50 | 0 | 50 | -50 | 0 | 0 | 0 | 0 | 0.5 |
| | 0 | 0 | # female dogleg | | | | | | | | |
| -4 | 0 | 0 | 0 | 0 | 50 | -50 | 0 | 0 | 0 | 0 | 0.5 |
| | 0 | 0 | # female offset at minage | | | | | | | | |
| -4 | 0 | 0 | 0 | 0 | 50 | -6 | 0 | 0 | 0 | 0 | 0.5 |
| | 0 | 0 | # female offset at dogleg | | | | | | | | |
| -4 | 0 | 0 | 0 | 0 | 50 | -6 | 0 | 0 | 0 | 0 | 0.5 |
| | 0 | 0 | # female offset at maxage | | | | | | | | |
| #survey-13_triennial double normal | | | | | | | | | | | |
| 20 | 66 | 64 | 50 | -1 | 50 | 4 | 0 | 0 | 0 | 0 | 0.5 |
| | 0 | 0 | # PEAK value | | | | | | | | |
| -4.0 | 4.0 | -3.6 | -4 | -1 | 50 | 4 | 0 | 0 | 0 | 0 | 0.5 |
| | 0 | 0 | # TOP logistic | | | | | | | | |
| 0.0 | 9.0 | 7.4 | 4.0 | -1 | 50 | 4 | 0 | 0 | 0 | 0 | 0.5 |
| | 0 | 0 | # WIDTH exp | | | | | | | | |
| 0.0 | 9.0 | 4.0 | 4.0 | 0 | 50 | -7 | 0 | 0 | 0 | 0 | 0.5 |
| | 0 | 0 | # WIDTH exp | | | | | | | | |
| -9.0 | 5.0 | -9.0 | -9.0 | 0 | 50 | -50 | 0 | 0 | 0 | 0 | 0.5 |
| | 0 | 0 | # INIT logistic | | | | | | | | |
| -5.0 | 5.0 | 4.5 | 5 | -1 | 50 | 4 | 0 | 0 | 0 | 0 | 0.5 |
| | 0 | 0 | # FINAL (logistic) | | | | | | | | |
| # Female offsets | | | | | | | | | | | |
| 10 | 60 | 55 | 50 | 0 | 50 | -50 | 0 | 0 | 0 | 0 | 0.5 |
| | 0 | 0 | # female dogleg | | | | | | | | |
| -4 | 0 | 0 | 0 | 0 | 50 | -50 | 0 | 0 | 0 | 0 | 0.5 |
| | 0 | 0 | # female offset at minage | | | | | | | | |
| -4 | 0 | 0 | 0 | 0 | 50 | -6 | 0 | 0 | 0 | 0 | 0.5 |
| | 0 | 0 | # female offset at dogleg | | | | | | | | |
| -4 | 0 | 0 | 0 | 0 | 50 | -6 | 0 | 0 | 0 | 0 | 0.5 |
| | 0 | 0 | # female offset at maxage | | | | | | | | |
| ### Mirrors, leave fixed ### | | | | | | | | | | | |
| #15_Wa trawl mirror for second age key | | | | | | | | | | | |
| -2 | 0 | -1 | 0 | 0 | 50 | -50 | 0 | 0 | 0 | 0 | 0.5 |
| | 0 | 0 | # Min mirror bin | | | | | | | | |
| -2 | 0 | -1 | 0 | 0 | 50 | -50 | 0 | 0 | 0 | 0 | 0.5 |
| | 0 | 0 | # Max mirror bin | | | | | | | | |
| #16_NWFSC mirror for marginal ages | | | | | | | | | | | |
| -2 | 0 | -1 | 0 | 0 | 50 | -50 | 0 | 0 | 0 | 0 | 0.5 |
| | 0 | 0 | # Min mirror bin | | | | | | | | |
| -2 | 0 | -1 | 0 | 0 | 50 | -50 | 0 | 0 | 0 | 0 | 0.5 |
| | 0 | 0 | # Max mirror bin | | | | | | | | |

```
#16_triennial mirror for marginal ages
-2      0      -1      0      0      50      -50      0      0      0      0      0.5
      0      0      # Min mirror bin
-2      0      -1      0      0      50      -50      0      0      0      0      0.5
      0      0      # Max mirror bin
```

```
#####
```

```
1      # Selex parm adjust method 1=do V1.23 approach, 2=use new logistic approach
0      # Selex environmental setup: 0=Read one line apply all, 1=read one line each parameter
1      # Selex block setup: 0=Read one line apply all, 1=read one line each parameter
# Lo    Hi      Init      Prior      P_type      SD      Phase
20      60      46      50      -1      50      4 # OR trawl peak 1979-1994
20      60      46      50      -1      50      4 # OR trawl peak 1995-1999
20      60      41      50      -1      50      4 # OR trawl peak 2000-2006
0.0     9.0     4.0     4.0     -1      50      5 # OR trawl ascending width 1979-1994
0.0     9.0     4.0     4.0     -1      50      5 # OR trawl ascending width 1995-1999
0.0     9.0     3.7     3.9     -1      50      5 # OR trawl ascending width 2000-2006
-5.0    12.0    0.2     5       -1      50      5 # OR trawl final 1979-1994
-5.0     9.0    0.2     5       -1      50      5 # OR trawl final 1995-1999
-5.0     9.0    0.15    5       -1      50      5 # OR trawl final 2000-2006
20      60      41      50      -1      50      4 # WA trawl peak 1979-1999
20      60      41      50      -1      50      4 # WA trawl peak 2000-2006
0.0     9.0     3.6     4.6     -1      50      5 # WA trawl ascending width 1979-1999
0.0     9.0     3.6     4.6     -1      50      5 # WA trawl ascending width 2000-2006
-5.0     5.0     4.5     5       -1      50      5 # WA trawl final 1979-1999
-5.0     5.0     4.5     5       -1      50      5 # WA trawl final 2000-2006
20      60      24      50      -1      50      4 # S CA nontrawl peak 2000-2006
0.0     9.0     1.6     1.3     -1      50      5 # S CA nontrawl ascending width 2000-2006
-5.0     5.0    -4.5     5       -1      50      5 # S CA nontrawl final 2000-2006
20      60      33      50      -1      50      4 # N CA nontrawl peak 1995-1999
20      60      41      50      -1      50      4 # N CA nontrawl peak 2000-2001
20      60      33      50      -1      50      4 # N CA nontrawl peak 2002-2006
0.0     9.0     3.5     4.2     -1      50      -4 # N CA nontrawl ascending width 1995-1999
0.0     9.0     4.8     4.2     -1      50      5 # N CA nontrawl ascending width 2000-2001
0.0     9.0     3.9     4.2     -1      50      5 # N CA nontrawl ascending width 2002-2006
-5.0     5.0     0.1     5       -1      50      5 # N CA nontrawl final 1995-1999
-5.0     5.0    -0.3     5       -1      50      5 # N CA nontrawl final 2000-2001
-5.0     5.0    -2.9     5       -1      50      5 # N CA nontrawl final 2002-2006
15      60      33      50      -1      50      4 # OR/WA nontrawl peak 2000-2001
15      60      58      50      -1      50      4 # OR/WA nontrawl peak 2002-2006
0.0     9.0     2.9     5.8     -1      50      5 # OR/WA nontrawl ascending width 2000-2001
0.0     9.0     5.2     5.8     -1      50      5 # OR/WA nontrawl ascending width 2002-2006
-5.0     5.0    -1.6     5       -1      50      5 # OR/WA nontrawl final 2000-2001
-5.0     5.0     4.8     5       -1      50      5 # OR/WA nontrawl final 2002-2006
20      60      31      50      -1      50      4 # S CA rec peak 2000-2001
20      60      30      50      -1      50      4 # S CA rec peak 2002-2006
0.0     9.0     4.0     4.0     -1      50      5 # S CA rec ascending width 2000-2001
0.0     9.0     3.1     4.0     -1      50      5 # S CA rec ascending width 2002-2006
-5.0     5.0    -4.5     5       -1      50      5 # S CA rec final 2000-2001
-5.0     5.0    -4.8     5       -1      50      5 # S CA rec final 2002-2006
20      60      30      50      -1      50      4 # OR/WA rec peak 2000-2006
0.0     9.0     3.2     3.2     -1      50      5 # OR/WA rec ascending width 2000-2006
-5.0     5.0    -3.6     5       -1      50      5 # OR/WA rec final 2000-2006
```

```
-50 #_phase_for_selex_parm_devs
```

```
### Likelihood related quantities ###
```

```
# variance/sample size adjustment by fleet
```

```
#1 2 3 4 5 6 7 8 9 10 11 12 13 14 15 16 17 #
```

```
0.00 0.00 0.00 0.00 0.00 0.00 0.00 0.00 0.00 0.00 0.00 0.00 0.00 0.00 0.035 0.11 0.00 0.00 0.00 # constant added to survey CV
```

```
0.00 0.00 0.00 0.00 0.00 0.00 0.00 0.00 0.00 0.00 0.00 0.00 0.00 0.00 0.00 0.00 0.00 0.00 0.00 # constant added to discard SD
```

```
0.00 0.00 0.00 0.00 0.00 0.00 0.00 0.00 0.00 0.00 0.00 0.00 0.00 0.00 0.00 0.00 0.00 0.00 0.00 # constant added to body weight SD
```

```
0.91 1.00 1.00      1.00 0.84 1.00      1.00 0.92 0.92 0.90 1.00 1.00 1.00 1.00 1.00 1.00 1.00 1.00 # multiplicative scalar for length comps
```

```
1.00 0.98 1.00      1.00 1.00 1.00      1.00 1.00 1.00 1.00 0.36 1.00 1.00 1.00 1.00 1.00 1.00 1.00 # multiplicative scalar for agecomps
```

```
1.00 1.00 1.00      1.00 1.00 1.00      1.00 1.00 1.00 1.00 1.00 1.00 1.00 1.00 1.00 1.00 1.00 1.00 # multiplicative scalar for length at age obs
```

```
30 # DF For discard T-distribution
```

30 # DF For meanbodywt T-distribution

```
1      # Max number of lambda phases: read this number of values for each component below
1      # SD offset (CPUE, discard, mean body weight, recruitment devs): 0=omit log(s) term, 1=include
# Lambda values by fleet
0 0 0 0 0 0 0 0 0 0 0 1 1 1 0 0 1 # CPUE lambdas
0 0 0 0 0 0 0 0 0 0 0 0 0 0 0 0 0 # Discard lambdas
1      # Mean body weight data lambda
#1 2 3 4 5 6 7 8 9 10 11 12 13 14 15 16 17 #
0.50 0.50 0.50 0.50 1 1 0.50 1 1 0.50 1 1 0 0 0 0 1 # Length frequency lambdas
0.50 0.50 0.50 0.50 0 0 0.50 0 0 0 0.50 1 1 0 0.50 0 1 # Age frequency lambdas
0 0 0 0 0 0 0 0 0 0 0 0 0 0 0 0 0 # Size at age lamdas
1      # Initial F lambda
1      # Recruitment residual lambda
1      # Parameter prior lambda
1      # Parameter deviation lambda
1000   # crashpen lambda
0.9    # max F threshold
999 # end file marker
```

15. Appendix D: SS2 Starter file

Canary_07.dat

Canary_07.ctf

```
0      # read SS2.PAR: 0=no, 1=yes
1      # output to console: 0=none, 1=most, 2=all
1      # rep file detail: 0=minimum, 1=normal
0      # N bootstrap datafiles to create
25     # last phase to estimate
Canary07_mod      # prefix for output string in rep
1      # burn in for mcmc chain
1      # thinning interval for mcmc chain
0.00   # jitter for initial parameter values
0.00   # push initial parameter values away from bounds
-1     # min year for spbio sd_report (neg val = styr-2, virgin state)
-1     # max year for spbio sd_report (neg val = endyr+1)
0.0001 # ending convergence criteria
0      # retro year relative to endyr
1      # 1=keep catches; 0=set catches to nil
0.2    # F ballpark
1999   # F ballpark year
1      # F method: 1=Pope, 2=continuous
5      # summary age for biomass reporting
1      # Forecast_opt: 0=none, 1=use F(spr), 2=use F(msy), 3=use F(btarget), 4=use endyr
F
2      # MSY opt: 0=none, 1=F(spr), 2=calc F(msy), 3=F(btarget), 4=endyr F
0      # do Punt-style rebuilder file: 0=no, 1=yes
-1     # first year for which catch could have been set to zero (Ydecl)(-1 to set to 1999)
-1     # year for current age structure (Yinit) (-1 to set to endyear+1)
```

16. Appendix E: SS2 Forecast file

0.5 # target SPR
1 # total number of forecast years
1 # number of forecast years with SD
1 # emphasis for sigmaR for recruitments occurring prior to endyr+1
1 # fraction of the bias adjustment to use prior to endyr+1
0 # fraction of the bias-correction to use in purely forecast years
0.40 # topend of 40:10 option; set to 0.0 for no 40:10
0.10 # bottomend of 40:10 option
1.0 # OY scalar relative to ABC
2003 # first yr for average fish selex to use in MSY and forecast
2006 # last yr for average fish selex to use in MSY and forecast
1 # for forecast: 1=set relative F from endyr; 2=use relative F read below
0 1 1 1 0 0 1 0 0 1 0 0 # relative F for forecast when using F; seasons; fleets within
season
999 # verification read for end of the correct number of relative F reads
1.486 2.144 4.698 14.943 0.024 0.045 2.905 2.639 3.327 5.022 2.350 4.416 #
scaled to 44 mt