
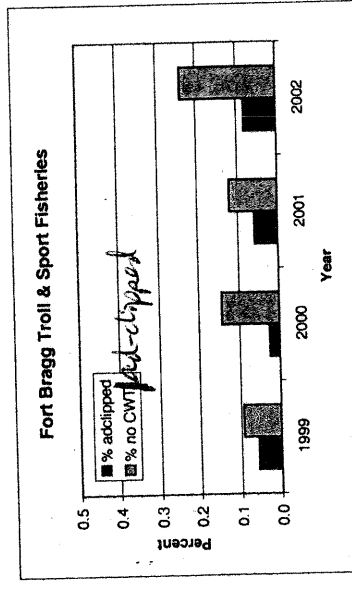
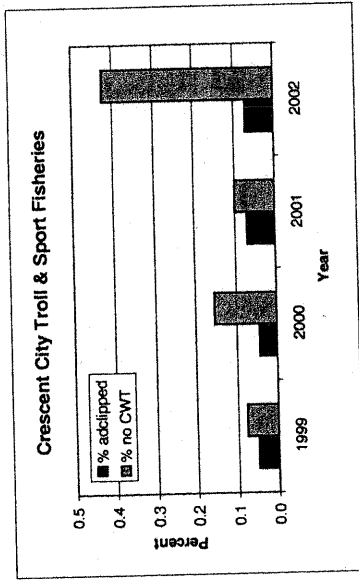
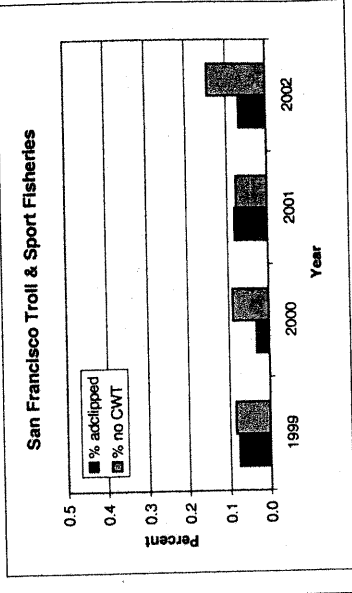
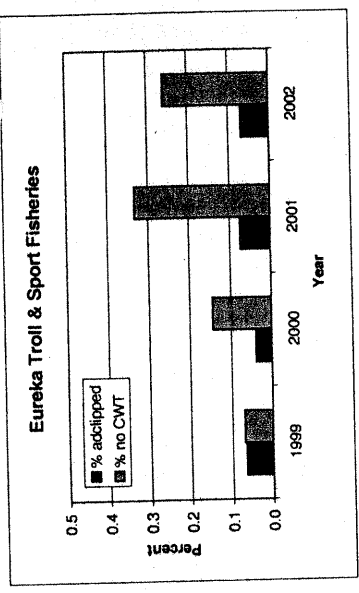


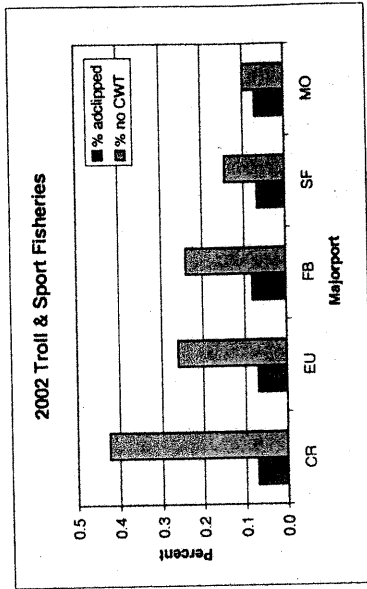
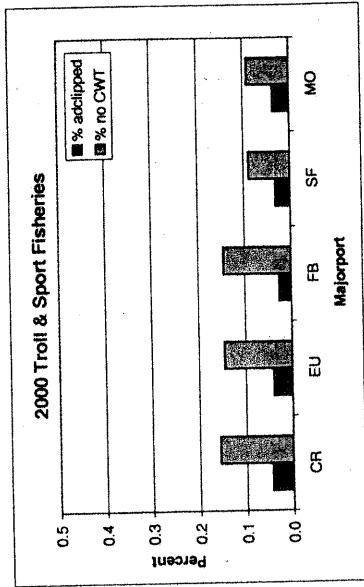
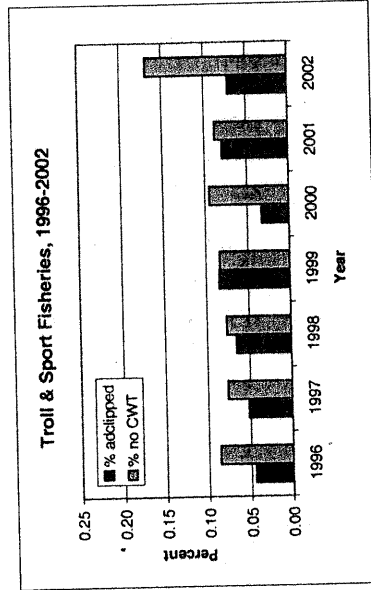
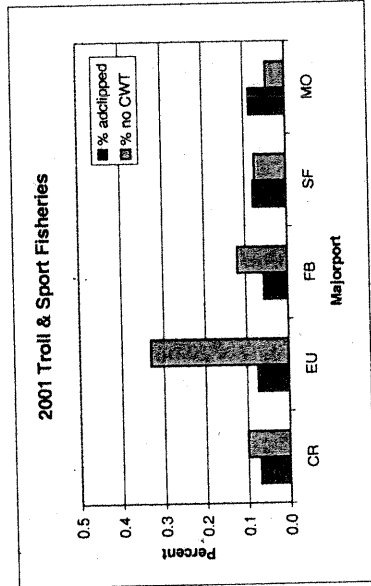

Troll & Sport fisheries combined

By major port	# salmon sampled	# heads collected	No cwt's in heads	ad-clipped	% ad-clipped	no cwt	% no cwt
CR							
1999	261	13	1	0.05	0.08	0.08	0.08
2000	1033	45	7	0.04	0.16	0.16	0.16
2001	568	40	4	0.07	0.10	0.10	0.10
2002	2878	205	87	0.07	0.42	0.42	0.42
EU							
1999	2637	173	12	0.07	0.07	0.07	0.07
2000	3324	131	19	0.04	0.15	0.15	0.15
2001	3777	280	93	0.07	0.33	0.33	0.33
2002	5565	384	100	0.07	0.26	0.26	0.26
FB							
1999	2312	129	12	0.06	0.09	0.09	0.09
2000	14035	352	51	0.03	0.14	0.14	0.14
2001	10360	589	71	0.06	0.12	0.12	0.12
2002	29837	2410	578	0.08	0.24	0.24	0.24
SF							
1999	57692	4446	375	0.08	0.08	0.08	0.08
2000	76658	2393	213	0.03	0.09	0.09	0.09
2001	43074	3502	268	0.08	0.08	0.08	0.08
2002	79236	5305	769	0.07	0.14	0.14	0.14
MO							
1999	28256	2887	233	0.10	0.08	0.08	0.08
2000	75070	2683	243	0.04	0.09	0.09	0.09
2001	13858	1208	55	0.09	0.05	0.05	0.05
2002	26583	1859	183	0.07	0.10	0.10	0.10
Total							
1999	91158	7648	633	0.08	0.08	0.08	0.08
2000	170120	5604	533	0.03	0.10	0.10	0.10
2001	71637	5619	491	0.08	0.09	0.09	0.09
2002	144099	10163	1717	0.07	0.17	0.17	0.17



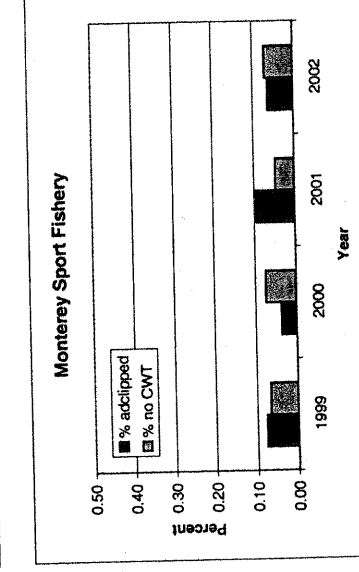

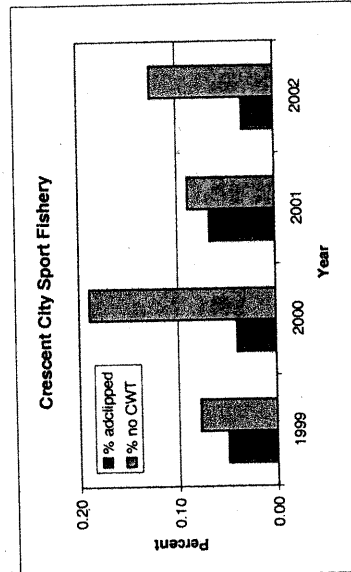
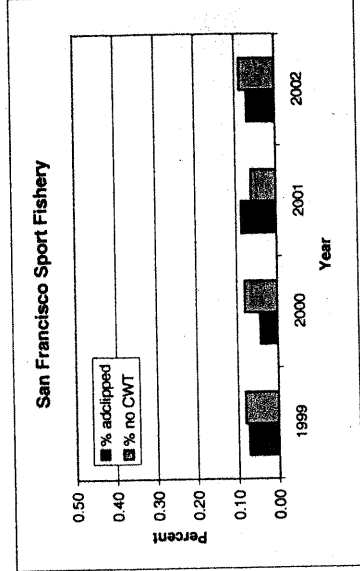
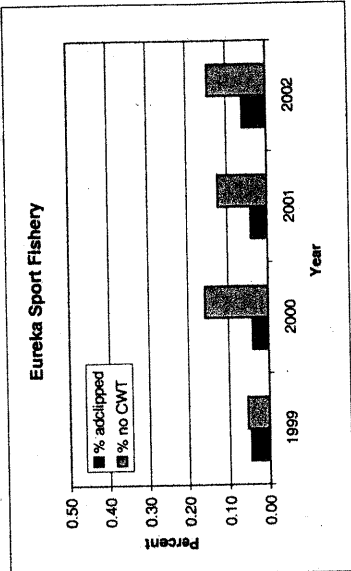
Troll & Sport fisheries combined

By Year	# salmon sampled	# heads collected	No cwt's in heads	% ad-clipped	% no cwt
1999					
CR	261	13	1	0.05	0.08
EU	2637	173	12	0.07	0.07
FB	2312	129	12	0.06	0.09
SF	57692	4446	375	0.08	0.08
MO	28256	2887	233	0.10	0.08
total	90897	7635	632	0.08	0.08
2000					
CR	1033	45	7	0.04	0.16
EU	3324	131	19	0.04	0.15
FB	14035	352	51	0.03	0.14
SF	76658	2393	213	0.03	0.09
MO	75070	2683	243	0.04	0.09
total	170120	5559	526	0.03	0.09
2001					
CR	568	40	4	0.07	0.10
EU	3777	280	93	0.07	0.33
FB	10360	589	71	0.06	0.12
SF	43074	3502	268	0.08	0.08
MO	13858	1208	55	0.09	0.05
total	71637	5579	487	0.08	0.09
2002					
CR	2878	205	87	0.07	0.42
EU	5565	384	100	0.07	0.26
FB	29837	2410	578	0.08	0.24
SF	79236	5305	769	0.07	0.14
MO	26583	1859	183	0.07	0.10
total	144099	10163	1717	0.07	0.17



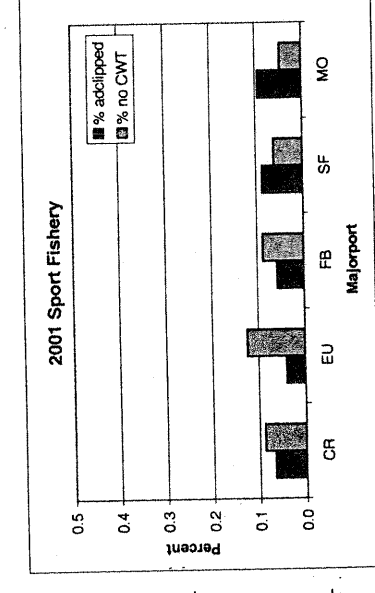

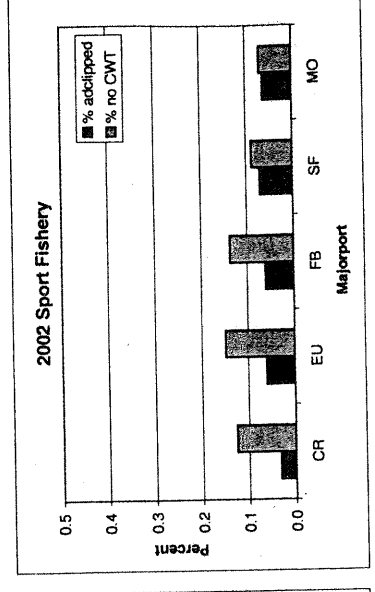
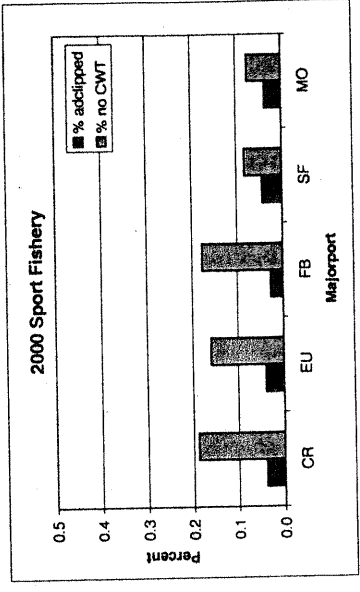
**Sport
By majorport**

CR	1999	2000	2001	2002	# salmon sampled	# heads collected	No cwt in heads	ad-clipped	%	no cwt	%
	261	928	509	247		13	1	0.05	0.08		
						37	7	0.04	0.19		
						34	3	0.07	0.09		
						8	1	0.03	0.13		
EU	1236	2373	2382	3265		56	3	0.05	0.05		
						94	15	0.04	0.16		
						97	12	0.04	0.12		
						197	29	0.06	0.15		
FB	1562	7600	7053	8008		83	7	0.05	0.08		
						209	37	0.03	0.18		
						409	36	0.06	0.09		
						484	66	0.06	0.14		
SF	17408	19227	11828	23885		1287	106	0.07	0.08		
						825	67	0.04	0.08		
						1032	64	0.09	0.06		
						1681	148	0.07	0.09		
MO	1591	19401	4527	10768		121	8	0.08	0.07		
						710	52	0.04	0.07		
						425	20	0.09	0.05		
						677	47	0.06	0.07		
Total	22058	49529	26299	46173		1560	125	0.07	0.08		
						1875	178	0.04	0.09		
						1997	135	0.08	0.07		
						3047	291	0.07	0.10		
						144059					



**Sport
By Year**

Year	Majorport	# salmon sampled	# heads collected	No cwts in heads	% ad-clipped	% no cwt
1999	CR	261	13	1	0.05	0.08
	EU	1236	56	3	0.05	0.05
	FB	1562	83	7	0.05	0.08
	SF	17408	1287	106	0.07	0.08
	MO	1591	121	8	0.08	0.07
	total	21797	1547	124	0.07	0.08
2000	CR	928	37	7	0.04	0.19
	EU	2373	94	15	0.04	0.16
	FB	7600	209	37	0.03	0.18
	SF	19227	825	67	0.04	0.08
	MO	19401	710	52	0.04	0.07
	total	49529	1838	171	0.04	0.09
2001	CR	509	34	3	0.07	0.09
	EU	2382	97	12	0.04	0.12
	FB	7053	409	36	0.06	0.09
	SF	11828	1032	64	0.09	0.06
	MO	4527	425	20	0.09	0.05
	total	26299	1963	132	0.07	0.07
2002	CR	247	8	1	0.03	0.13
	EU	3265	197	29	0.06	0.15
	FB	8008	484	66	0.06	0.14
	SF	23885	1681	148	0.07	0.09
	MO	10768	677	47	0.06	0.07
	total	46173	3047	291	0.07	0.10



**Commercial
By major port**

CR	# salmon sampled	# heads collected	No cwt in heads	% ad-clipped	% no cwt
1999					
2000	105	8	0	0.08	0.00
2001	59	6	1	0.10	0.17
2002	2631	197	86	0.07	0.44

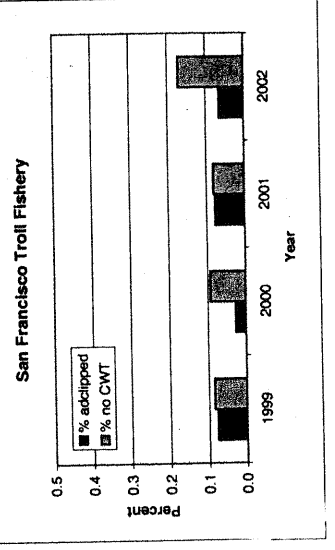
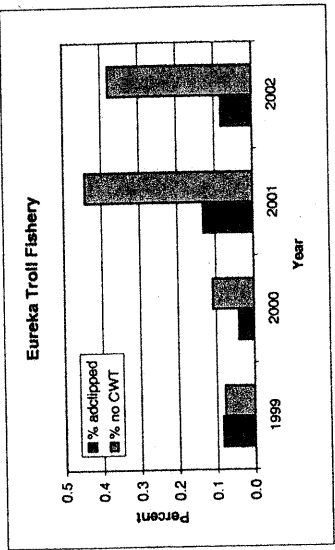
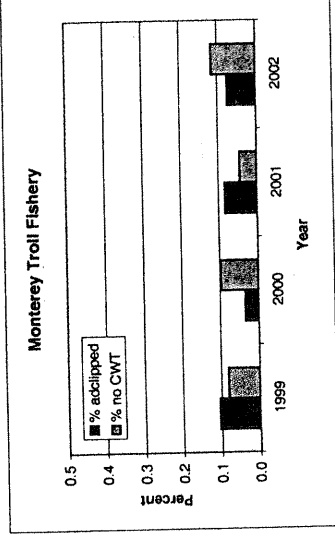
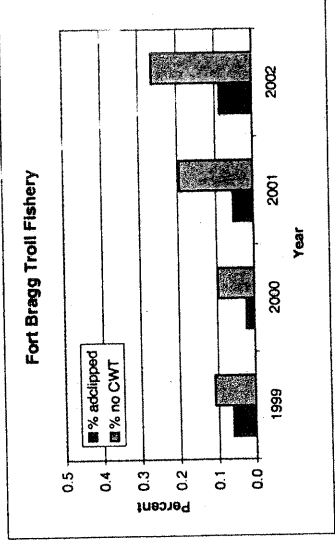
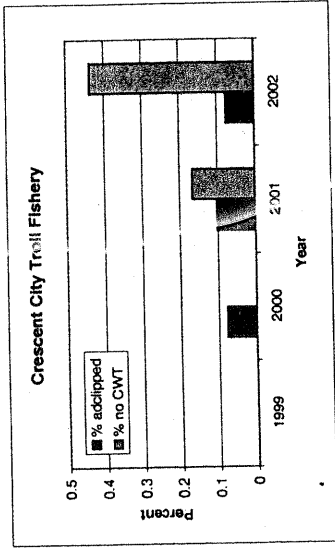
EU	# salmon sampled	# heads collected	No cwt in heads	% ad-clipped	% no cwt
1999	1401	117	9	0.08	0.08
2000	951	37	4	0.04	0.11
2001	1395	183	81	0.13	0.44
2002	2300	187	71	0.08	0.38

FB	# salmon sampled	# heads collected	No cwt in heads	% ad-clipped	% no cwt
1999	750	46	5	0.06	0.11
2000	6435	143	14	0.02	0.10
2001	3307	180	35	0.05	0.19
2002	21829	1926	512	0.09	0.27

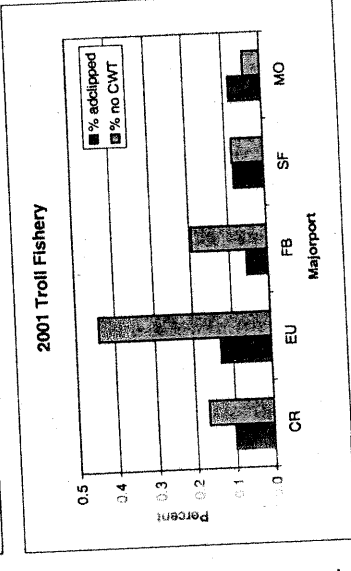
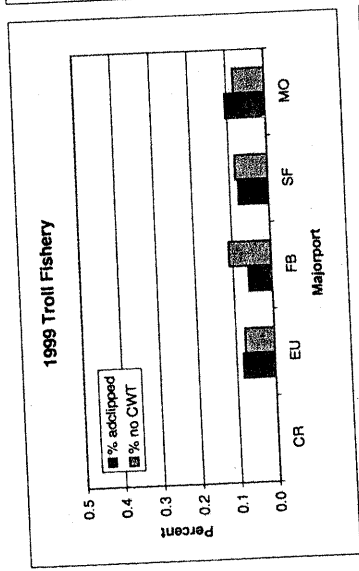
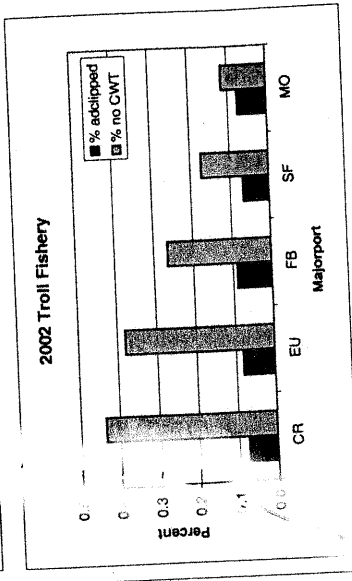
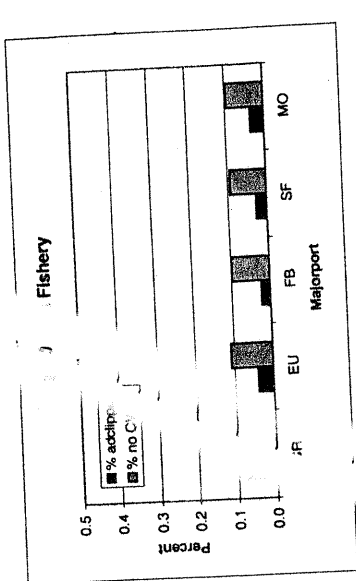
SF	# salmon sampled	# heads collected	No cwt in heads	% ad-clipped	% no cwt
1999	40284	3159	269	0.08	0.09
2000	57431	1568	146	0.03	0.09
2001	31246	2470	204	0.08	0.08
2002	55351	3624	621	0.07	0.17

MO	# salmon sampled	# heads collected	No cwt in heads	% ad-clipped	% no cwt
1999	26665	2766	225	0.10	0.08
2000	55669	1973	191	0.04	0.10
2001	9331	783	35	0.08	0.04
2002	15815	1182	136	0.07	0.12

Total	# salmon sampled	# heads collected	No cwt in heads	% ad-clipped	% no cwt
1999	69100	6088	508	0.09	0.08
2000	120591	3729	355	0.03	0.10
2001	45338	3622	356	0.08	0.10
2002	97926	7116	1426	0.07	0.20
	332955				



Commercial By Year	# salmon sampled	# heads collected	No cwt's		% ad-clipped	% no cwt
			in heads	ad-clipped		
1999						
CR	1401	117	9	0.08	0.08	0.08
EU	750	46	5	0.06	0.11	0.11
FB	40284	3159	269	0.08	0.09	0.09
SF	26665	2766	225	0.10	0.08	0.08
MO	69100	6088	508	0.09	0.08	0.08
total						
2000						
CR	105	8	0	0.08	0.00	0.00
EU	951	37	4	0.04	0.11	0.11
FB	6435	143	14	0.02	0.10	0.10
SF	57431	1568	146	0.03	0.09	0.09
MO	55669	1973	191	0.04	0.10	0.10
total	120591	3721	355	0.03	0.10	0.10
2001						
CR	59	6	1	0.10	0.17	0.17
EU	1395	183	81	0.13	0.44	0.44
FB	3307	180	35	0.05	0.19	0.19
SF	31246	2470	204	0.08	0.08	0.08
MO	9331	783	35	0.08	0.04	0.04
total	45338	3616	355	0.08	0.10	0.10
2002						
CR	2631	197	86	0.07	0.44	0.44
EU	2300	187	71	0.08	0.38	0.38
FB	21829	1926	512	0.09	0.27	0.27
SF	55351	3624	621	0.07	0.17	0.17
MO	15815	1182	136	0.07	0.12	0.12
total	97926	7116	1426	0.07	0.20	0.20



TROLL				# salmon	# salmon	# heads	proportion	proportion
runyr	majorport	month	fishery	sampled	ad-clipped	w/ no CWT	ad-clipped	w/ no CWT
2002	CR	8	Troll	527	30	15	0.06	0.50
2002	CR	9	Troll	2104	167	71	0.08	0.43
			CR	2631	197	86	0.07	0.44
2002	EU	8	Troll	347	21	6	0.06	0.29
2002	EU	9	Troll	1953	166	65	0.08	0.39
			EU	2300	187	71	0.08	0.38
2002	FB	7	Troll	10774	975	331	0.09	0.34
2002	FB	8	Troll	9426	836	174	0.09	0.21
2002	FB	9	Troll	1629	115	7	0.07	0.06
			FB	21829	1926	512	0.09	0.27
2002	MO	5	Troll	3475	313	32	0.09	0.10
2002	MO	6	Troll	4932	361	24	0.07	0.07
2002	MO	7	Troll	7362	504	80	0.07	0.16
2002	MO	8	Troll	46	4	0	0.09	0.00
			MO	15815	1182	136	0.07	0.12
2002	SF	5	Troll	14782	901	133	0.06	0.15
2002	SF	6	Troll	17860	1215	172	0.07	0.14
2002	SF	7	Troll	19829	1365	306	0.07	0.22
2002	SF	8	Troll	1960	99	9	0.05	0.09
2002	SF	9	Troll	920	44	1	0.05	0.02
			SF	55351	3624	621	0.07	0.17

SPORT				# salmon	# salmon	# heads	proportion	proportion
runyr	majorport	month	fishery	sampled	ad-clipped	w/ no CWT	ad-clipped	w/ no CWT
2002	CR	5	Sport	53	3	1	0.06	0.33
2002	CR	6	Sport	54	2	0	0.04	0.00
2002	CR	7	Sport	7	0	0	0.00	
2002	CR	8	Sport	102	3	0	0.03	0.00
2002	CR	9	Sport	31	0	0	0.00	
			CR	247	8	1	0.03	0.13
2002	EU	5	Sport	438	27	2	0.06	0.07
2002	EU	6	Sport	1180	76	11	0.06	0.14
2002	EU	7	Sport	131	7	0	0.05	0.00
2002	EU	8	Sport	1219	78	13	0.06	0.17
2002	EU	9	Sport	297	9	3	0.03	0.33
			EU	3265	197	29	0.06	0.15
2002	FB	2	Sport	4	0	0	0.00	
2002	FB	3	Sport	61	2	0	0.03	0.00
2002	FB	4	Sport	575	32	6	0.06	0.19
2002	FB	5	Sport	1084	85	6	0.08	0.07
2002	FB	6	Sport	2198	127	27	0.06	0.21
2002	FB	7	Sport	2935	163	21	0.06	0.13
2002	FB	8	Sport	1110	71	6	0.06	0.08
2002	FB	9	Sport	41	4	0	0.10	0.00
			FB	8008	484	66	0.06	0.14
2002	MO	3	Sport	616	51	3	0.08	0.06
2002	MO	4	Sport	6522	412	26	0.06	0.06
2002	MO	5	Sport	1144	68	6	0.06	0.09
2002	MO	6	Sport	939	56	6	0.06	0.11
2002	MO	7	Sport	1381	75	6	0.05	0.08
2002	MO	8	Sport	161	15	0	0.09	0.00
2002	MO	9	Sport	5	0	0	0.00	
			MO	10768	677	47	0.06	0.07
2002	SF	3	Sport	367	28	2	0.08	0.07
2002	SF	4	Sport	1722	71	12	0.04	0.17
2002	SF	5	Sport	3592	290	30	0.08	0.10
2002	SF	6	Sport	5236	356	36	0.07	0.10
2002	SF	7	Sport	8816	604	49	0.07	0.08
2002	SF	8	Sport	3233	233	17	0.07	0.07
2002	SF	9	Sport	811	71	2	0.09	0.03
2002	SF	10	Sport	86	22	0	0.26	0.00
2002	SF	11	Sport	22	6	0	0.27	0.00
			SF	23885	1681	148	0.07	0.09

TROLL				# salmon	# salmon	# heads	proportion	proportion
runyr	majorport	month	fishery	sampled	ad-clipped	w/ no CWT	ad-clipped	w/ no CWT
2001	CR	9	Troll	59	6	1	0.10	0.17
2001	EU	9	Troll	1395	183	81	0.13	0.44
2001	FB	5	Troll	1798	109	19	0.06	0.17
2001	FB	9	Troll	1509	71	16	0.05	0.23
			FB	3307	180	35	0.05	0.19
2001	MO	5	Troll	8282	686	32	0.08	0.05
2001	MO	6	Troll	672	59	1	0.09	0.02
2001	MO	7	Troll	377	38	2	0.10	0.05
			MO	9331	783	35	0.08	0.04
2001	SF	5	Troll	10811	756	45	0.07	0.06
2001	SF	6	Troll	2071	135	8	0.07	0.06
2001	SF	7	Troll	13276	1321	135	0.10	0.10
2001	SF	8	Troll	2107	110	13	0.05	0.12
2001	SF	9	Troll	2092	91	1	0.04	0.01
2001	SF	10	Troll	889	57	2	0.06	0.04
			SF	31246	2470	204	0.08	0.08

SPORT				# salmon	# salmon	# heads	proportion	proportion
runyr	majorport	month	fishery	sampled	ad-clipped	w/ no CWT	ad-clipped	w/ no CWT
2001	CR	5	Sport	112	10	0	0.09	0.00
2001	CR	6	Sport	129	10	0	0.08	0.00
2001	CR	7	Sport	123	7	0	0.06	0.00
2001	CR	8	Sport	116	2	1	0.02	0.50
2001	CR	9	Sport	29	5	2	0.17	0.40
			CR	509	34	3	0.07	0.09
2001	EU	5	Sport	304	15	1	0.05	0.07
2001	EU	6	Sport	841	45	2	0.05	0.04
2001	EU	7	Sport	474	15	1	0.03	0.07
2001	EU	8	Sport	451	9	2	0.02	0.22
2001	EU	9	Sport	312	13	6	0.04	0.46
			EU	2382	97	12	0.04	0.12
2001	FB	3	Sport	114	3	0	0.03	0.00
2001	FB	4	Sport	208	9	1	0.04	0.11
2001	FB	5	Sport	916	48	7	0.05	0.15
2001	FB	6	Sport	1563	93	3	0.06	0.03
2001	FB	7	Sport	2630	177	18	0.07	0.10
2001	FB	8	Sport	1529	76	7	0.05	0.09
2001	FB	9	Sport	93	3	0	0.03	0.00
			FB	7053	409	36	0.06	0.09
2001	MO	3	Sport	175	25	1	0.14	0.04
2001	MO	4	Sport	3225	311	12	0.10	0.04
2001	MO	5	Sport	645	59	4	0.09	0.07
2001	MO	6	Sport	67	1	0	0.01	0.00
2001	MO	7	Sport	370	25	2	0.07	0.08
2001	MO	8	Sport	20	1	0	0.05	0.00
2001	MO	9	Sport	25	3	1	0.12	0.33
			MO	4527	425	20	0.09	0.05
2001	SF	4	Sport	1302	106	5	0.08	0.05
2001	SF	5	Sport	2088	166	8	0.08	0.05
2001	SF	6	Sport	438	48	0	0.11	0.00
2001	SF	7	Sport	3038	277	25	0.09	0.09
2001	SF	8	Sport	1850	145	13	0.08	0.09
2001	SF	9	Sport	1875	106	6	0.06	0.06
2001	SF	10	Sport	875	101	4	0.12	0.04
2001	SF	11	Sport	362	83	3	0.23	0.04
			SF	11828	1032	64	0.09	0.06

TROLL				# salmon	# salmon	# heads	proportion	proportion
runyr	majorport	month	fishery	sampled	ad-clipped	w/ no CWT	ad-clipped	w/ no CWT
2000	CR	9	Troll	105	8	0	0.08	0.00
2000	EU	9	Troll	951	37	4	0.04	0.11
2000	FB	9	Troll	6435	143	14	0.02	0.10
2000	MO	5	Troll	30532	1140	113	0.04	0.10
2000	MO	6	Troll	21521	707	58	0.03	0.08
2000	MO	7	Troll	3372	114	19	0.03	0.17
2000	MO	8	Troll	244	12	1	0.05	0.08
			MO	55669	1973	191	0.04	0.10
2000	SF	5	Troll	17935	491	47	0.03	0.10
2000	SF	6	Troll	18442	480	50	0.03	0.10
2000	SF	7	Troll	10722	315	25	0.03	0.08
2000	SF	8	Troll	5511	192	17	0.03	0.09
2000	SF	9	Troll	4821	90	7	0.02	0.08
			SF	57431	1568	146	0.03	0.09

SPORT				# salmon	# salmon	# heads	proportion	proportion
runyr	majorport	month	fishery	sampled	ad-clipped	w/ no CWT	ad-clipped	w/ no CWT
2000	CR	5	Sport	4	1	0	0.25	0.00
2000	CR	6	Sport	137	5	0	0.04	0.00
2000	CR	7	Sport	371	14	5	0.04	0.40
2000	CR	8	Sport	374	11	2	0.05	0.35
2000	CR	9	Sport	42	6	0	0.14	0.00
			CR	928	37	7	0.04	0.19
2000	EU	5	Sport	70	2	1	0.03	0.50
2000	EU	6	Sport	434	14	0	0.04	0.26
2000	EU	7	Sport	544	27	6	0.05	0.25
2000	EU	8	Sport	1215	45	7	0.04	0.25
2000	EU	9	Sport	110	6	1	0.05	0.17
			EU	2373	94	15	0.04	0.16
2000	FB	4	Sport	197	6	1	0.03	0.17
2000	FB	5	Sport	908	34	3	0.04	0.09
2000	FB	6	Sport	1117	53	10	0.05	0.25
2000	FB	7	Sport	2667	66	12	0.03	0.21
2000	FB	8	Sport	2246	42	10	0.02	0.23
2000	FB	9	Sport	465	8	1	0.02	0.22
			FB	7600	209	37	0.03	0.18
2000	MO	4	Sport	7543	281	22	0.04	0.08
2000	MO	5	Sport	4434	126	8	0.03	0.06
2000	MO	6	Sport	3356	108	10	0.03	0.14
2000	MO	7	Sport	2874	104	9	0.04	0.10
2000	MO	8	Sport	838	58	0	0.07	0.02
2000	MO	9	Sport	356	33	3	0.09	0.09
			MO	19401	710	52	0.04	0.07
2000	SF	4	Sport	2444	68	5	0.03	0.07
2000	SF	5	Sport	2903	80	6	0.03	0.08
2000	SF	6	Sport	4896	265	25	0.06	0.13
2000	SF	7	Sport	2496	156	13	0.06	0.10
2000	SF	8	Sport	2381	113	6	0.05	0.05
2000	SF	9	Sport	2033	47	6	0.02	0.13
2000	SF	10	Sport	1503	52	5	0.03	0.10
2000	SF	11	Sport	571	44	1	0.08	0.02
			SF	19227	825	67	0.04	0.08

TROLL				# salmon	# salmon	# heads	proportion	proportion
runyr	majorport	month	fishery	sampled	ad-clipped	w/ no CWT	ad-clipped	w/ no CWT
1999	EU	9	Troll	1401	117	9	0.08	0.08
1999	FB	9	Troll	750	46	5	0.06	0.11
1999	MO	5	Troll	6811	722	52	0.11	0.07
1999	MO	6	Troll	16604	1749	143	0.11	0.08
1999	MO	7	Troll	2879	226	24	0.08	0.11
1999	MO	8	Troll	81	16	3	0.20	0.19
1999	MO	9	Troll	290	53	3	0.18	0.06
			MO	26665	2766	225	0.10	0.08
1999	SF	4	Troll	798	273	22	0.34	0.08
1999	SF	5	Troll	4895	368	34	0.08	0.09
1999	SF	6	Troll	18418	1294	112	0.07	0.09
1999	SF	7	Troll	11900	952	75	0.08	0.08
1999	SF	8	Troll	3948	249	24	0.06	0.10
1999	SF	9	Troll	325	23	2	0.07	0.09
			SF	40284	3159	269	0.08	0.09

SPORT				# salmon	# salmon	# heads	proportion	proportion
runyr	majorport	month	fishery	sampled	ad-clipped	w/ no CWT	ad-clipped	w/ no CWT
1999	CR	6	Sport	31	3	0	0.10	0.00
1999	CR	7	Sport	71	3	0	0.04	0.00
1999	CR	8	Sport	143	7	1	0.05	0.14
1999	CR	9	Sport	16	0	0	0.00	
			CR	261	13	1	0.05	0.08
1999	EU	5	Sport	2	1	0	0.50	0.00
1999	EU	6	Sport	484	24	3	0.05	0.13
1999	EU	7	Sport	322	18	0	0.06	0.00
1999	EU	8	Sport	415	12	0	0.03	0.00
1999	EU	9	Sport	13	1	0	0.08	0.00
			EU	1236	56	3	0.05	0.05
1999	FB	3	Sport	1	0	0	0.00	
1999	FB	4	Sport	7	0	0	0.00	
1999	FB	5	Sport	10	0	0	0.00	
1999	FB	6	Sport	119	9	2	0.08	0.22
1999	FB	7	Sport	694	46	4	0.07	0.09
1999	FB	8	Sport	684	28	1	0.04	0.04
1999	FB	9	Sport	47	0	0	0.00	
			FB	1562	83	7	0.05	0.08
1999	MO	3	Sport	171	13	1	0.08	0.08
1999	MO	4	Sport	75	4	0	0.05	0.00
1999	MO	5	Sport	73	8	1	0.11	0.13
1999	MO	6	Sport	438	30	1	0.07	0.03
1999	MO	7	Sport	574	46	4	0.08	0.09
1999	MO	8	Sport	237	16	1	0.07	0.06
1999	MO	9	Sport	23	4	0	0.17	0.00
			MO	1591	121	8	0.08	0.07
1999	SF	3	Sport	294	28	2	0.10	0.07
1999	SF	4	Sport	2019	189	19	0.09	0.10
1999	SF	5	Sport	430	40	4	0.09	0.10
1999	SF	6	Sport	2847	244	21	0.09	0.09
1999	SF	7	Sport	6736	444	33	0.07	0.07
1999	SF	8	Sport	2957	142	11	0.05	0.08
1999	SF	9	Sport	1529	45	6	0.03	0.13
1999	SF	10	Sport	596	155	10	0.26	0.06
			SF	17408	1287	106	0.07	0.08